

T. R. URMSTON.

FLASK HEATER.

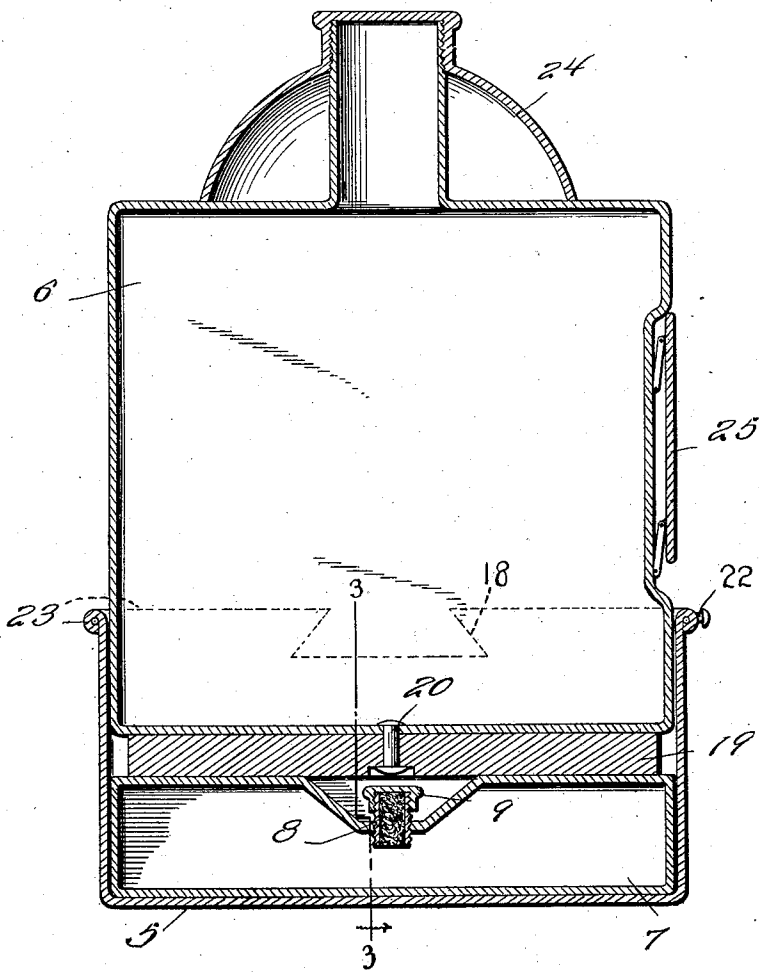
APPLICATION FILED JAN. 31, 1908.

915,510.

Patented Mar. 16, 1909.

2 SHEETS—SHEET 1.

Fig. 1.



WITNESSES:

G. R. Thomas
J. C. Jones

INVENTOR

T. R. Urmston

BY

Charles H. Chandler

Attorneys

T. R. URMSTON.
 FLASK HEATER.
 APPLICATION FILED JAN. 31, 1906.

915,510.

Patented Mar. 16, 1909.

2 SHEETS—SHEET 2.

Fig. 2.

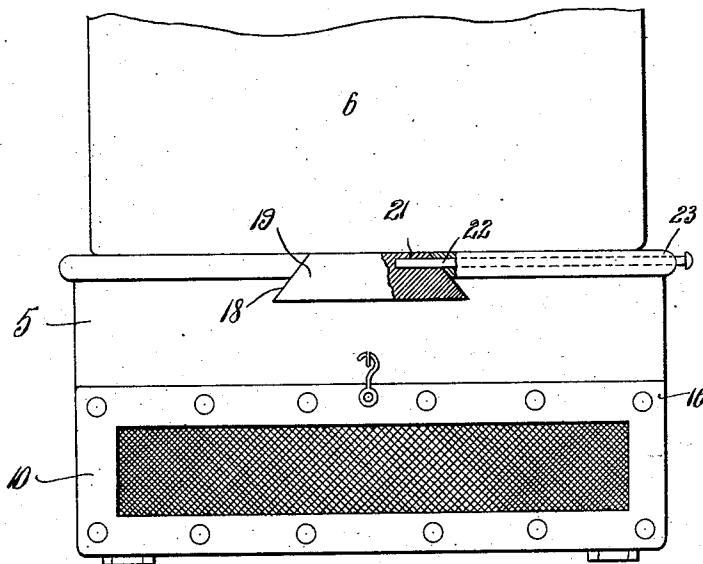
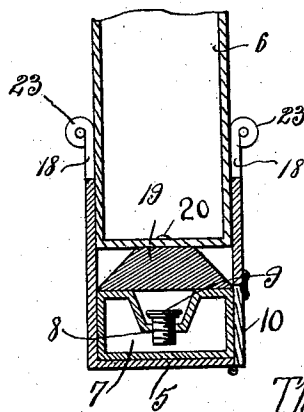


Fig. 3.



Witnesses
J. H. Crawford,
R. B. Smith

Inventor,
Thomas R. Urmston,

Charles Thomas

Attorneys

UNITED STATES PATENT OFFICE.

THOMAS R. URMSTON, OF CINCINNATI, OHIO.

FLASK-HEATER.

No. 915,510.

Specification of Letters Patent.

Patented March 16, 1909.

Application filed January 31, 1906. Serial No. 298,840.

To all whom it may concern:

Be it known that I, THOMAS R. URMSTON, a citizen of the United States residing at Cincinnati, in the county of Hamilton, State of Ohio, have invented certain new and useful Improvements in Flask-Heaters; and I do hereby declare the following to be a full, clear, and exact description of the invention, such as will enable others skilled in the art to which it appertains to make and use the same.

This invention relates to flask heaters and has for its object to provide a device of this character which may be packed in a minimum space and which may be utilized to quickly heat a flask.

A further object of the invention is to provide means for securely holding the flask upon the heater and to provide a novel form of draft door for the heater.

In the accompanying drawings: Figure 1 is a vertical sectional view through the invention showing the same in a telescoped position. Fig. 2 is an elevation of the invention in use, parts being broken away, and, Fig. 3 is a view partly in section, the section being taken on the line 3—3 of Fig. 1.

Referring to the drawings, the numeral 5 denotes a heater preferably formed of sheet metal and of such shape as to telescopically receive a flask 6 which is also formed of sheet metal. Disposed within the heater 5 is a lamp 7 provided with a burner 8 which is adapted to be closed by means of a screw-cap 9 to prevent spilling of the liquid fuel, when the device is tilted. The top of the burner 8 lies substantially flush with the top of the reservoir of the lamp in order that the flask 6 may be more completely contained in the heater 5 when the device is not in use. The heater 5 is provided in one of its walls with an opening through which the lamp 7 may be removed and the said

opening is adapted to be closed by means of a door 10 provided with draft openings. The heater 5 has a portion of its side walls cut away as at 18 for the reception of a dove-tailed block 19 which is swiveled as at 20 to the bottom of the flask 6. The block 19 is of the same or less width than the flask 6 and is designed to be swung to lie lengthwise of the said flask when the device is in a telescoped position. The block 19 is provided with a recess 21 for the reception of one end of a sliding bolt 22, the said bolt 22 being slidably mounted in the turned over upper edge 23 of the heater 5. This bolt 22 prevents accidental disengagement of the block from the recesses or cut away portions in the heater 5 as will be readily understood. The flask 6 is closed by means of a screw cap 24 which is preferably of such size that it may be used as a drinking cup and the said flask is also provided with a handle 25 which is arranged to lie against the said flask when the device is telescoped.

What is claimed is:—

1. A device of the class described comprising a heater provided with alining openings in its side walls, a flask, and a block swiveled to the flask and arranged for engagement in said openings.

2. A device of the class described comprising a heater provided with alining openings in its side walls, a flask, a block swiveled to the flask and arranged for engagement in said openings, and a bolt carried by the heater and engaged with said block.

In testimony whereof, I affix my signature, in presence of two witnesses.

THOMAS R. URMSTON.

Witnesses:

EMORY STORMS,
H. HUSMANS.