



US00D503136S

(12) **United States Design Patent**
Tamiya et al.

(10) **Patent No.:** **US D503,136 S**

(45) **Date of Patent:** **** Mar. 22, 2005**

(54) **BUMPER FOR AN AUTOMOBILE**

D493,126 S * 7/2004 Suzuki et al. D12/169
D497,125 S * 10/2004 Pfeiffer et al. D12/169

(75) Inventors: **So Tamiya, Aichi-ken (JP); Shunsaku Kodama, Aichi-ken (JP)**

OTHER PUBLICATIONS

(73) Assignee: **Toyota Jidosha Kabushiki Kaisha (JP)**

AUDI Pikes Peak, Motor Fan, Nov. 14, 2003, p. 28.
BMW M3, Imported Cars Guide Book, Oct. 29, 2002, p. 60.

(**) Term: **14 Years**

* cited by examiner

(21) Appl. No.: **29/200,181**

Primary Examiner—Melody N. Brown
(74) *Attorney, Agent, or Firm*—Saidman DesignLaw Group

(22) Filed: **Feb. 24, 2004**

(57) **CLAIM**

(30) **Foreign Application Priority Data**

The ornamental design for a bumper for an automobile, as shown and described.

Nov. 21, 2003 (JP) 2003-034821

(51) **LOC (7) Cl.** **12-16**

DESCRIPTION

(52) **U.S. Cl.** **D12/169**

(58) **Field of Search** D12/90-92, 86,
D12/169, 196; 296/180.1, 180.2; 293/102,
113, 115, 117, 120

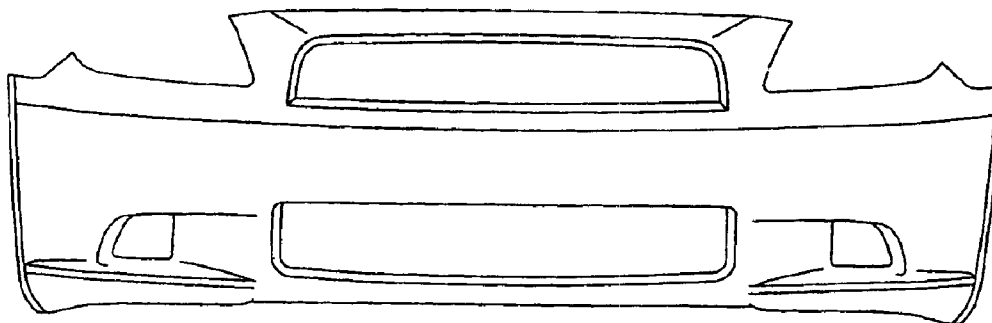
FIG. 1 is a perspective view of a bumper for an automobile showing our new design;
FIG. 2 is a front view thereof;
FIG. 3 is a rear view thereof;
FIG. 4 is a top view thereof;
FIG. 5 is a bottom view; and,
FIG. 6 is a right-side view thereof with the left-side being a mirror image.

(56) **References Cited**

U.S. PATENT DOCUMENTS

D419,932 S * 2/2000 Horbury et al. D12/169
D468,241 S * 1/2003 Murkett D12/169
D491,849 S * 6/2004 Yokomaku D12/169

1 Claim, 3 Drawing Sheets






FIG. 1

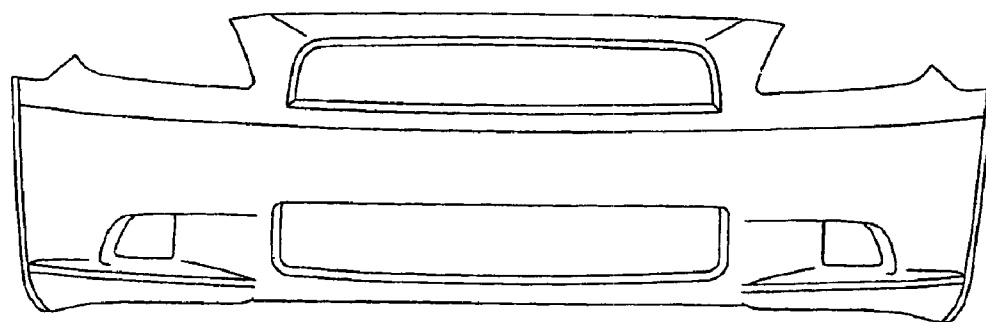


FIG. 2

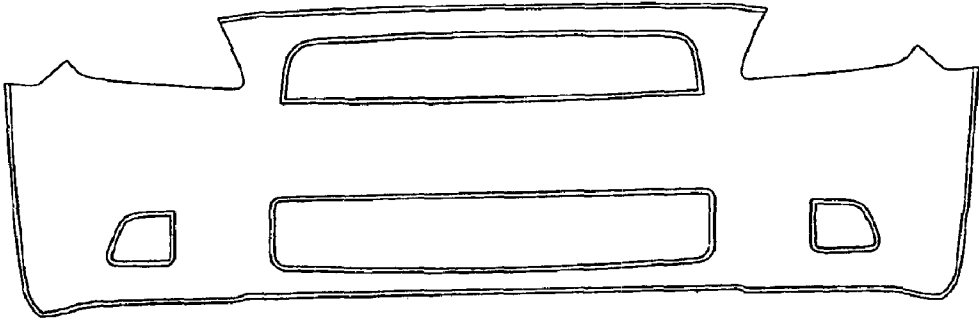


FIG. 3



FIG. 4




FIG. 5




FIG. 6