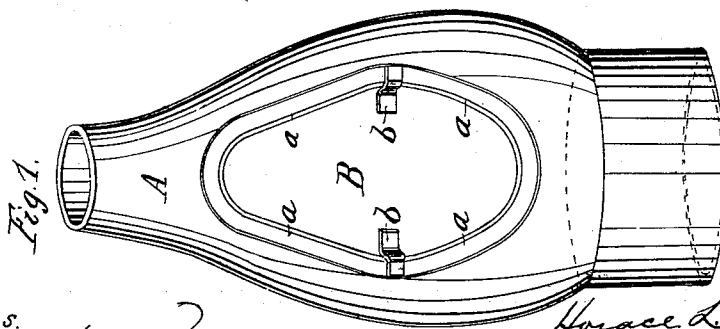
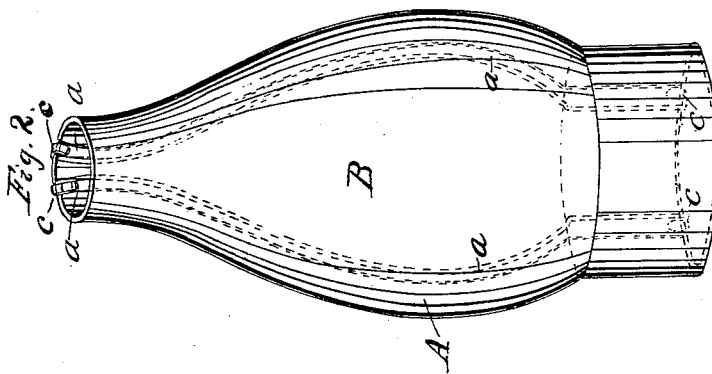
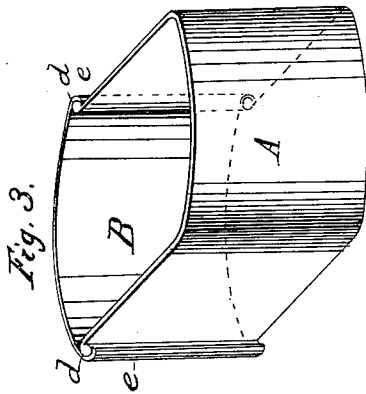


H. L. HERVEY.
REFLECTING LAMP CHIMNEY.

No. 93,882.

Patented Aug. 17, 1869.



Witnesses:
W. Clayton
Jas. S. Cowlank.

Inventor.
Horace L. Hervey
by his Atty
H. Clayton & Co.

United States Patent Office.

HORACE L. HERVEY, OF PHILADELPHIA, PENNSYLVANIA.

Letters Patent No. 93,882, dated August 17, 1869.

IMPROVEMENT IN REFLECTING LAMP-CHIMNEYS.

The Schedule referred to in these Letters Patent and making part of the same.

To all whom it may concern :

Be it known that I, HORACE L. HERVEY, of Philadelphia, in the county of Philadelphia, and in the State of Pennsylvania, have invented a certain new and useful "Reflecting Lamp-Chimney;" and I do hereby declare that the following is a full, clear, and exact description thereof, reference being had to the accompanying drawings, and to the letters of reference marked thereon.

The nature of my invention consists in the construction of glass chimneys for lamps with metallic reflectors, and securing the same by suitable means to the chimneys, as will be more fully hereinafter described.

In the drawings—

Figure 1 is a perspective view of one of the styles of my improved chimneys;

Figure 2 is also a perspective view of one of my improved chimneys; and

Figure 3 is a perspective view of a section of another style of my chimney.

To enable those skilled in the art to make and use my invention, I will now describe its construction and operation.

A is the chimney, and has an opening in one of its sides, the side on which the reflector B is to be secured.

The size of the openings, in figs. 1 and 2, is indicated by the edges of the chimneys, at *a a a*, which are on the edges of the chimneys, determining the size and shape of the openings.

The reflectors, shown in figs. 1 and 2, are made to conform in size and shape with openings covered by them, except in being a trifle larger than the openings, so as to perfectly cover them, and not fall through the openings into the chimneys.

The reflector shown in fig. 1 is secured from falling from its position on the lamp by means of the braces or lugs *b*, which are soldered or otherwise secured to the reflector B.

The reflector shown in fig. 2 is secured in place by means of the holders or hooks *c c c c*.

In constructing the chimney, of which fig. 3 represents a section, I provide it with a "bead," *d d*, on its edges bounding the side that is open, and on which the reflector is placed; and the reflector used in this style of chimney is provided with grooved catches, *e e*, which slide over the beading *d*, and thus secures the reflector B in position.

The chimneys are preferably made of the shape shown in figs. 1 and 2, when the reflectors shown in those respective figures are used; but by giving greater convexity to the reflectors, chimneys more cylindrical or globular can be used.

The advantage of my improvement consists in its effectualness, simplicity, and cheapness.

I am aware that lamp-chimneys have been made with a reflecting coating applied to their surface; also, that lamp-chimneys have been made partly of metal and partly of glass, and that globes have been made having a reflecting-plate applied to their outer surface. Such I do not claim.

Having thus fully described my invention,

What I claim as new, and desire to secure by Letters Patent, is—

A reflecting lamp-chimney, composed of metal and glass, one whole side or less made of metal, which serves as the reflector, and secured to the glass by means of beading *d* and grooved catches *e*, or lugs *b*, or hooks *c*, substantially in the manner and for the purposes described.

In testimony that I claim the above-described reflecting lamp-chimney, I have hereunto signed my name, this 17th day of June, 1869.

HORACE L. HERVEY.

Witnesses:

EDWARD BARLOW,
W. W. DOUGHERTY.