US00D428689S

United States Patent [19]

Guiotto et al.

[11] Patent Number: Des. 428,689

[45] Date of Patent: ** Aug. 1, 2000

[54] **INSOLE**

[76] Inventors: **Dino Guiotto**, Via Bassano, 4, 36078 Valdagno (Vicenza); **Nicola Vittori**, Via Ugo Foscolo, 2D, 63015 Monte Urano (Ascoli Piceno), both of Italy

[**] Term: **14 Years**

[21] Appl. No.: **29/111,912**

[22] Filed: **Oct. 6, 1999**

[51] **LOC (7) Cl.** **02-04**

[52] **U.S. Cl.** **D2/961**

[58] **Field of Search** ..... D2/961, 947; 36/43, 36/44, 28, 25 R

[56] **References Cited**

U.S. PATENT DOCUMENTS

D. 261,570	11/1981	Gross et al.	D2/961
3,009,270	11/1961	Nacht	36/28
3,530,489	9/1970	Appleton	36/44
4,331,731	5/1982	Seike et al.	36/44
5,367,791	11/1994	Gross et al.	36/25 R

Primary Examiner—Louis S. Zarfas
Assistant Examiner—G Andoll
Attorney, Agent, or Firm—R. Neil Sudol; Henry D. Coleman

[57] **CLAIM**

The ornamental design for an insole, as shown and described.

DESCRIPTION

FIG. **1** is a top, front, and left side perspective view of an insole, showing our new design;
FIG. **2** is a top, front and right side perspective view thereof;
FIG. **3** is a right side elevational view thereof;
FIG. **4** is a left side elevational view thereof;
FIG. **5** is a front elevational view thereof;
FIG. **6** is a rear elevational view thereof;
FIG. **7** is a top plan view thereof; and,
FIG. **8** is a bottom plan view thereof.

1 Claim, 3 Drawing Sheets

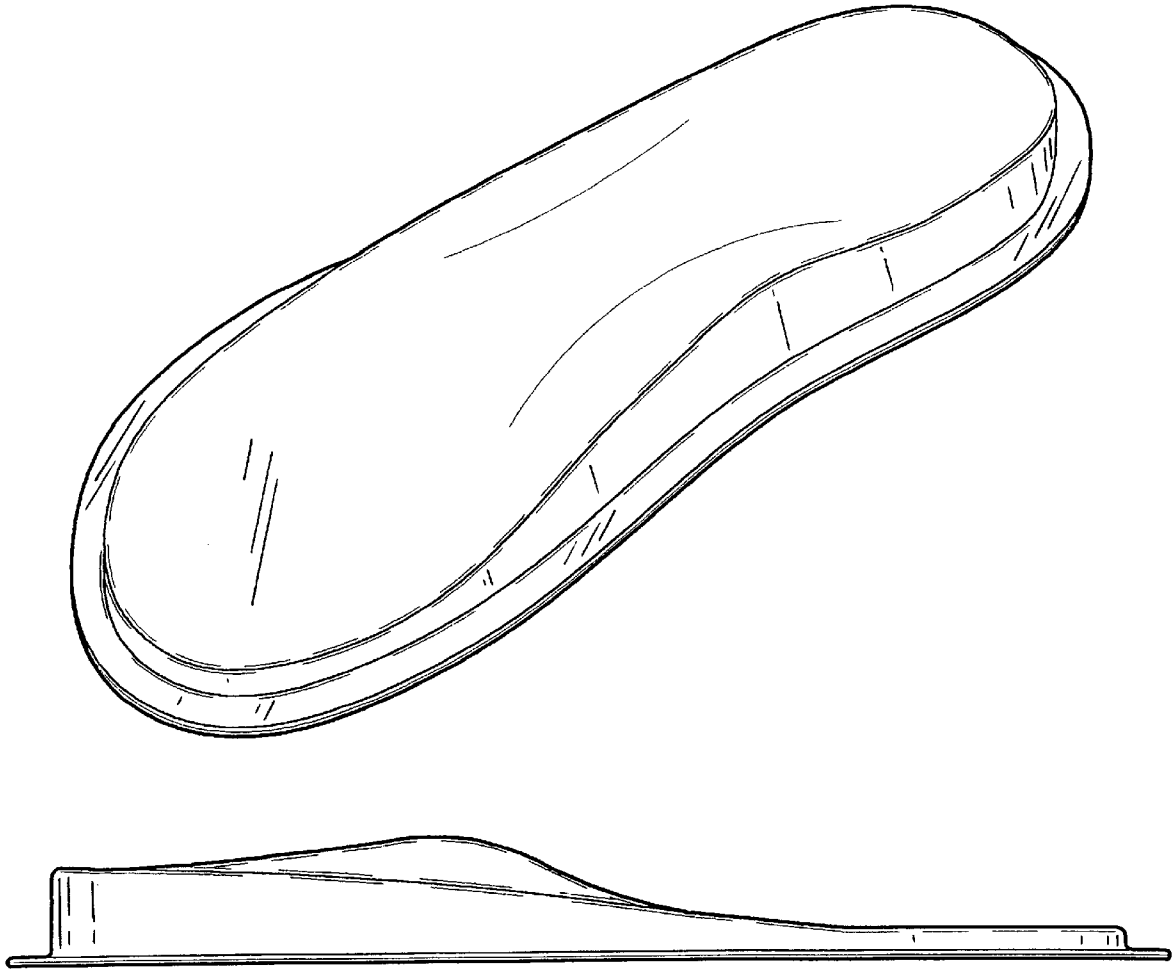

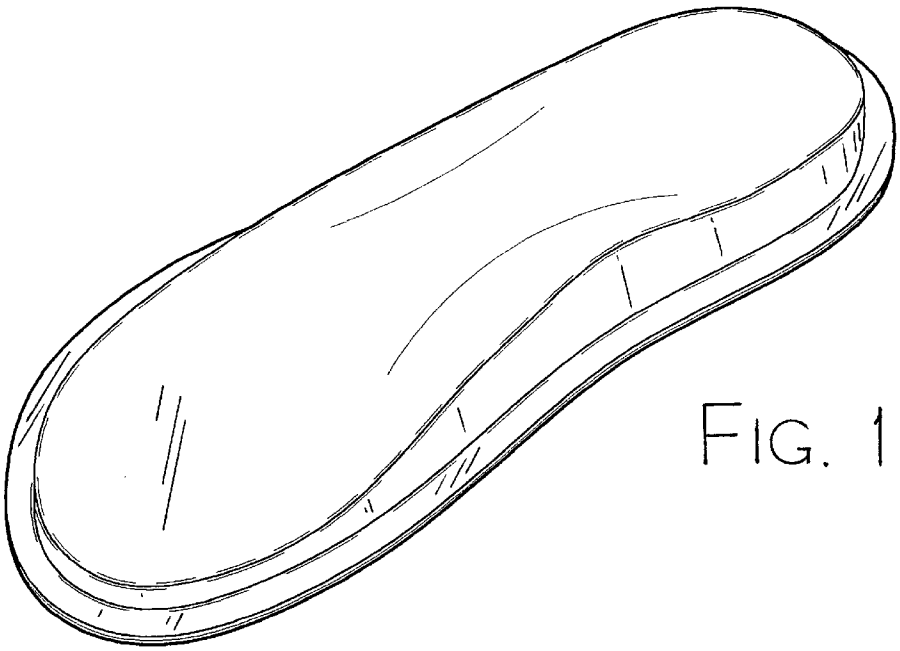

FIG. 1

FIG. 2

FIG. 3



FIG. 4

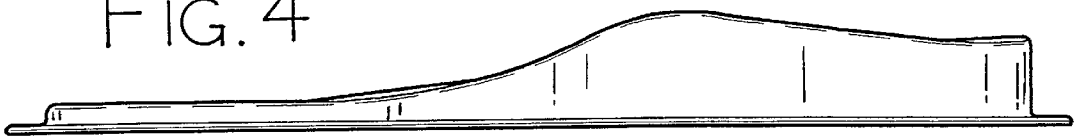

FIG. 5

FIG. 6



FIG. 7
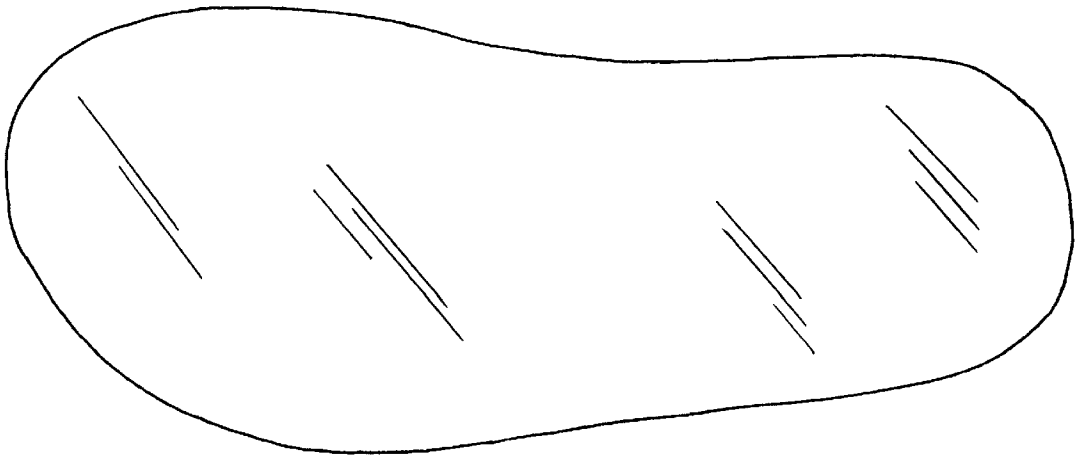
FIG. 8