

(19) World Intellectual Property
Organization
International Bureau



(43) International Publication Date
24 March 2005 (24.03.2005)

PCT

(10) International Publication Number
WO 2005/025586 A1

(51) International Patent Classification⁷: **A61K 35/78**,
A61P 37/00, A61K 31/05, 31/122

(21) International Application Number:
PCT/IB2004/051742

(22) International Filing Date:
10 September 2004 (10.09.2004)

(25) Filing Language: English

(26) Publication Language: English

(30) Priority Data:
60/502,755 12 September 2003 (12.09.2003) US

(71) Applicant (for all designated States except US): **ACCESS
BUSINESS GROUP INTERNATIONAL LLC** [US/US];
7575 Fulton Street East, Grand Rapids, MI 49355 (US).

(72) Inventors; and

(75) Inventors/Applicants (for US only): **RANDOLPH,
Russell K.** [US/US]; 6909 E. Shorecrest Drive, Anaheim,
CA 92807 (US). **ROH-SCHMIDT, Haeri** [KR/US]; 3537
Morningside Drive, Stockton, CA 95219 (US).

(74) Agents: **BONDARENKO, Gregory P.** et al.; WARNER
NORCROSS & JUDD LLP, 900 Fifth Third Center 111
Lyon Street, N.W., Grand Rapids, MI 49503-2487 (US).

(81) Designated States (unless otherwise indicated, for every
kind of national protection available): AE, AG, AL, AM,
AT, AU, AZ, BA, BB, BG, BR, BW, BY, BZ, CA, CH, CN,
CO, CR, CU, CZ, DE, DK, DM, DZ, EC, EE, EG, ES, FI,
GB, GD, GE, GH, GM, HR, HU, ID, IL, IN, IS, JP, KE,
KG, KP, KR, KZ, LC, LK, LR, LS, LT, LU, LV, MA, MD,
MG, MK, MN, MW, MX, MZ, NA, NI, NO, NZ, OM, PG,
PH, PL, PT, RO, RU, SC, SD, SE, SG, SK, SL, SY, TJ, TM,
TN, TR, TT, TZ, UA, UG, US, UZ, VC, VN, YU, ZA, ZM,
ZW.

(84) Designated States (unless otherwise indicated, for every
kind of regional protection available): ARIPO (BW, GH,
GM, KE, LS, MW, MZ, NA, SD, SL, SZ, TZ, UG, ZM,
ZW), Eurasian (AM, AZ, BY, KG, KZ, MD, RU, TJ, TM),
European (AT, BE, BG, CH, CY, CZ, DE, DK, EE, ES, FI,
FR, GB, GR, HU, IE, IT, LU, MC, NL, PL, PT, RO, SE, SI,
SK, TR), OAPI (BF, BJ, CF, CG, CI, CM, GA, GN, GQ,
GW, ML, MR, NE, SN, TD, TG).

Published:

- with international search report
- before the expiration of the time limit for amending the
claims and to be republished in the event of receipt of
amendments

For two-letter codes and other abbreviations, refer to the "Guid-
ance Notes on Codes and Abbreviations" appearing at the begin-
ning of each regular issue of the PCT Gazette.

(54) Title: CYTOKINE MODULATORS AND RELATED METHOD OF USE

(57) **Abstract:** A composition for modulating cytokines to regulate an inflammatory or immunomodulatory response. The compo-
sition can include at least one of rosehips, blueberry, blackberry, elderberry, cranberry, rosemary, clove, feverfew, nettle root, arti-
choke, reishi mushroom, olive extract, green tea extract, grape seed extract, resveratrol, *Aframomum melegueta*, *boswellia serrata*
extract, *boswellia forte*, ipriflavone, tocotrienols, evening primrose oil, INM-176, borage oil, krill oil, at least one type of xanthophyll
(e.g., astaxanthin), green coffee extract and ferulic acid. Specifically, a composition of the invention can include: rosehips and at least
one of blackberry, blueberry, elderberry, and optionally krill oil; or rosehips, resveratrol and at least one of *Aframomum melegueta*
and astaxanthin. Based on the cytokine modulation and cytokine response inhibition of the composition, it can be used to regulate
an immunomodulatory and/or inflammatory response, and subsequently treat, diseases and/or abnormal conditions associated with
inflammatory response, for example, cardiovascular conditions, arthritis, osteoporosis and Alzheimer's disease.



WO 2005/025586 A1

CYTOKINE MODULATORS AND RELATED METHOD OF USEBACKGROUND OF THE INVENTION

This application claims benefit of U.S. Provisional Application 60/502,755, filed September 12, 2003, which is hereby incorporated by reference.

5 The present invention relates to inflammation within the body, and more particularly, to regulating inflammation to treat conditions and diseases associated therewith.

Inflammation has been linked to a variety of conditions and diseases that affect the body. For example, inflammation within joints is known to worsen the symptoms of and structural deformities caused by arthritis and rheumatoid diseases, such as bursitis, tendonitis, myositis and osteoarthritis, as well as bone and joint destructive diseases, such as osteoporosis.

Inflammation also is known to contribute to a variety of cardiovascular and metabolic disease processes, such as atherosclerosis, thrombosis, and insulin resistance associated with obesity. Atherosclerosis may increase the chances of stroke and myocardial infarction and insulin resistance may lead to diabetes.

15 Inflammation is also thought to contribute to the development of neurological disorders, for example, Alzheimer's disease.

Indeed a large body of research now links inflammation with a wide variety of chronic degenerative diseases. This research has identified certain cells--macrophages--that produce pro-inflammatory chemicals--cytokines--which induce signaling cascades that provide an inflammatory response. These cytokines play a role in inflammatory reaction in response to foreign and infectious agents, traumatic or chronic injury, and abnormal chemical or physical stresses.

Accordingly, treatments have been developed to regulate the release of inflammatory cytokines, or the signaling of inflammatory cytokines, specifically the

interleukin-1 (IL-1) cytokine from macrophages. For example, U.S. Patent 5,635,478 to Vignery discloses the use of calcitonin gene related peptide (CGRP) to regulate IL-1 release, and thereby treat rheumatoid arthritis. Although highly specific CGRP is effective at regulating IL-1, its use is cost prohibitive and presently it is undetermined whether this
5 compound has a toxic effect with prolonged use.

SUMMARY OF THE INVENTION

The aforementioned problems are overcome in the present invention which provides a composition that regulates interleukin cytokines and/or regulates a physiological response caused by interleukin cytokines. This regulation is effective in controlling an
10 immune response and/or an inflammatory condition. In one aspect, the composition can comprise rosehips and at least one of blackberry, blueberry and elderberry. In another aspect, the composition can comprise rosehips and krill oil. In yet another aspect, the composition can comprise rosehips, blackberry, blueberry, elderberry and krill oil. In a further aspect, the composition can comprise rosehips, resveratrol and *Aframomum melegueta*. In an even
15 further aspect, the composition can comprise rosehips, resveratrol and astaxanthin.

In a fourth aspect, the composition can comprise at least one ingredient chosen from rosehips, blueberry, blackberry, elderberry, cranberry, rosemary, clove, feverfew, nettle root, artichoke, reishi mushroom, olive extract, green tea extract (epigallocatechin gallate), grape seed extract, resveratrol, *Aframomum melegueta*, *boswellia serrata* extract, *boswellia*
20 *forte*, ipriflavone, tocotrienols, evening primrose oil, INM-176, borage oil, krill oil, at least one type of xanthophyll (e.g., astaxanthin), green coffee extract (chlorogenic acid), and ferulic acid. In a more specific aspect, the composition can comprise rosehips, nettle root, olive extract and artichoke. In yet another specific aspect, the composition can comprise rose hips, resveratrol and astaxanthin.

In a fifth aspect, the invention can provide methods for controlling an immune response and/or an inflammatory condition in a subject, the method comprising administering to the subject an effective amount of the composition of the invention to control the immune response and/or the inflammatory condition. In a specific aspect, the composition can inhibit
5 the function of an immunomodulatory or pro-inflammatory cell, for example, a macrophage and/or a leukocyte. In a more specific aspect, the composition can inhibit the expression of the genes that produce interleukin cytokines, for example, by preventing the genetic transcription of those genes. In an even more specific aspect, the composition can inhibit the interleukin cytokine inflammation response mechanism. In these aspects, the composition
10 can reduce and/or eliminate pro-immunomodulatory and/or pro-inflammatory responses in skeletal mass, joints, muscle, tissue, arteries, veins, capillaries, and other organs, systems and/or cells.

In a sixth aspect, the invention can provide a method of regulating and/or controlling the function of immune cells, such as macrophages, leukocytes and lymphocytes,
15 by administering an effective amount of the composition to a subject.

In another aspect, the invention can provide a method for regulating cytokine release, also referred to as secretion, from cells in a subject by administering to a subject a cytokine inhibiting amount of the composition.

In yet another aspect, the invention can provide a method that inhibits the
20 response of cells to an interleukin cytokine by administering to a subject an effective amount of the composition of the invention. In a specific aspect, this administration can modulate the production of inflammation biomarkers, for example, C reactive protein, which is a biomarker produced by the liver that is indicative of excessive inflammation in the body.

In a ninth aspect, the invention can provide a method for treating a disease or
25 abnormal condition caused by inflammation by administering a therapeutically effective

amount of the composition. In a specific aspect, the disease or abnormal condition includes at least one of a cardiovascular disease or condition, thrombosis, a metabolic condition related to insulin resistance and obesity, a traumatic injury, arthritis, osteoporosis, and Alzheimer's disease. In a more specific aspect, the method can include administering the
5 composition to a subject having an inflammatory condition to relieve or eliminate pain, tenderness, infection and/or discomfort following traumatic injuries, surgery or other events that may cause inflammation.

The present invention provides a composition and related methods for treating a variety of immunomodulatory- and inflammation-based conditions, symptoms and diseases.
10 Because the ingredients used are readily available and relatively inexpensive, the present invention provides a simple and cost-effective solution for treating a variety of inflammation-caused ailments and conditions. Furthermore, because the ingredients are relatively stable, many can be mixed with other materials and provided in a multipurpose supplement or food product.

15 These and other objects, advantages and features of the invention will be more readily understood and appreciated by reference to the drawings and the detailed description of the invention.

BRIEF DESCRIPTION OF THE DRAWINGS

Fig. 1 is a sectional view of a blood vessel of a subject having atherosclerotic
20 plaque development before being treated with the composition of the present invention in Example 3;

Fig. 2 is a second sectional view of the blood vessel and a liver of a subject that illustrates the effects of interleukin cytokines in atherosclerotic plaque development in Example 3; and

Fig. 3 is a third sectional view of the blood vessel and the liver of a subject that illustrates the effects of the composition on interleukin cytokines in atherosclerotic plaque development in Example 3.

DETAILED DESCRIPTION OF THE INVENTION

5 I. The Composition

A composition of the invention can include one or more ingredients chosen from rosehips, blueberry, blackberry, elderberry, cranberry, rosemary, clove, feverfew, nettle root, artichoke, reishi mushroom, olive extract, green tea extract (epigallocatechin gallate), grape seed extract, resveratrol, *Aframomum melegueta*, *boswellia serrata* extract, *boswellia*
10 *forte*, ipriflavone, tocotrienols, evening primrose oil, INM-176, borage oil, krill oil, at least one type of xanthophyll (e.g., astaxanthin), green coffee extract (chlorogenic acid), and ferulic acid. Specifically, a composition of the invention can include rosehips and at least one of blackberry, blueberry, elderberry and krill oil. A composition also can include rosehips, resveratrol and *Aframomum melegueta*. Another composition can include rosehips,
15 resveratrol and astaxanthin. The composition can be administered in any of the dosages recited herein to inhibit cytokine expression, production, reception, secretion and/or release, as well as inhibit the cytokine response, thereby reducing or eliminating an immunomodulatory and/or inflammatory response.

Acceptable dosages of the ingredients that may be effective at modulating
20 cytokines, for example, regulating the production, reception, secretion and/or release of exemplary cytokines, such as IL-1 and/or IL-6, are presented in Table I below. Each dosage in Table I is an estimated effective daily dosage in milligrams. Furthermore, all the dosages in Table I are presented in ranges of from about the recited lower limit to about the upper limit. For example, the nettle Dosage A recites "250-2500", which represents a dosage of
25 about 250 to about 2500 milligrams of nettle per day.

Table I: Acceptable Dosages for Ingredients to Modulate Cytokines

<u>Ingredient</u>	<u>Dosage A</u>	<u>Dosage B</u>
Nettle extract	250-2500	500-1250
Artichoke	150-1500	300-750
Feverfew	50-500	100-250
Reishi mushroom	300-3000	600-1500
Olive extract	300-3000	600-1500
Green tea extract	150-1500	300-750
Grape seed extract	100-1000	200-500
<i>Aframomum melegueta</i> extract	150-1500	300-750
<i>Boswellia serrata</i> extract	350-3500	700-1750
Ipriflavone	100-1000	200-500
Tocotrienols	50-500	100-250
Evening primrose oil	500-5000	1000-2500
INM-176	100-1000	200-500
Borage Oil	500-5000	1000-2500
Krill Oil	300-3000	600-1500
Green coffee extract (chlorogenic acid)	100-1000	200-500
Ferulic acid	100-1000	200-500
Rosehips	50-500	500-5000
Blackberry powder	100-1000	200-500
Blueberry powder	200-2000	300-1500
Cranberry extract	100-1000	200-500
Rosemary extract	100-1000	200-500
Clove extract	100-1000	200-500
Resveratrol	100-1000	200-500
Elderberry extract	400-4000	700-2500

The ingredients identified above in Table I are readily commercially available.

Depending on the application and/or the supplier, the ingredient may be an extract of a specific potency, a pure ingredient, an ingredient mixed with excipients, and in a variety of physical forms, e.g., liquid or powder. The ingredient identified is INM-176 is a compound of unknown composition available from Scigenic Company, Ltd. of Seoul, Korea.

More particularly, the composition can include one or more than one rosehip ingredient. Examples of rosehip ingredients include, without limitation, dried rosehips, rosehip oil, and rosehip extracts. A rosehip ingredient can be obtained from any of the multiple species of plants that belong to the Rosa family, for example *Rosa canina*. Moreover, rosehips can include the fruit, petals and/or seeds of the Rosa plants.

Any method can be used to prepare a rosehips ingredient. As an example, conventional harvesting and drying methods can be used to prepare dried rosehips. Rosehip oil can be produced with standard methods and processed with cellulose for tableting or powdered compositions. In addition, rosehips can be obtained commercially from MB North
5 America of Torrance, California.

A composition of the invention can contain one or more than one rosehips ingredient. For example, a dietary supplement can contain dried rosehips as well as rosehips extract. In addition, a composition can contain any amount of a rosehips component. For example, at least about 1 percent (e.g., at least about 2, 3, 4, 5, 10, 15, 20, 25, 30, 35, 40, 50,
10 60, 70, 80, or 90 percent) of a dietary supplement can be a rosehips ingredient. Typically, a composition contains between about 500 mg and about 5000 mg of a rosehips ingredient.

Even more particularly, the composition can include one or more than one blackberry ingredient. Examples of blackberry ingredients include, without limitation, dried blackberry, blackberry powder, and blackberry extracts. A blackberry ingredient can be
15 obtained from any of the multiple species of plants that belong to the Rubus family, for example *Rubus fruticosus*.

Any method can be used to prepare a blackberry ingredient. As an example, conventional harvesting, drying and powdering methods can be used to prepare blackberry powder. In addition, blackberry can be obtained commercially from Van Drunen Farms
20 Futureceuticals of Santa Rosa, California.

A composition of the invention can contain one or more than one blackberry ingredient. For example, a dietary supplement can contain blackberry powder as well as blackberry extract. In addition, a composition can contain any amount of a blackberry component. For example, at least about 1 percent (e.g., at least about 2, 3, 4, 5, 10, 15, 20,
25 25, 30, 35, 40, 50, 60, 70, 80, or 90 percent) of a dietary supplement can be a blackberry

ingredient. Typically, a composition contains between about 100 mg and about 1000 mg of a blackberry ingredient.

Further particularly, the composition can include one or more than one blueberry ingredient. Examples of blueberry ingredients include, without limitation, dried blueberry, blueberry powder, and blueberry extracts. A blueberry ingredient can be obtained from any of the multiple species of plants that belong to the *Vaccinium* family, for example, *Vaccinium corymbosum*.

Any method can be used to prepare a blueberry ingredient. As an example, conventional harvesting, drying and powdering methods can be used to prepare blueberry powder. In addition, blueberry can be obtained commercially from Van Drunen Farms Futureceuticals of Santa Rosa, California.

A composition of the invention can contain one or more than one blueberry ingredient. For example, a dietary supplement can contain blueberry powder as well as blueberry extract. In addition, a composition can contain any amount of a blueberry component. For example, at least about 1 percent (e.g., at least about 2, 3, 4, 5, 10, 15, 20, 25, 30, 35, 40, 50, 60, 70, 80, or 90 percent) of a dietary supplement can be a blueberry ingredient. Typically, a composition contains between about 200 mg and about 2000 mg of a blueberry ingredient.

Even more particularly, the composition can include one or more than one elderberry ingredient. Examples of elderberry ingredients include, without limitation, elderberry extracts, dried elderberry and elderberry powder. An elderberry ingredient can be obtained from any of the multiple species of plants that belong to the *Sambucus* family, for example, *Sambucus canadensis*.

Any method can be used to prepare an elderberry ingredient. As an example, conventional extraction techniques can be used to prepare an elderberry extract. In addition, elderberry can be obtained commercially from Artemis International of Fort Wayne, Indiana.

A composition of the invention can contain one or more than one elderberry ingredient. For example, a dietary supplement can contain elderberry powder as well as elderberry extract. In addition, a composition can contain any amount of an elderberry component. For example, at least about 1 percent (e.g., at least about 2, 3, 4, 5, 10, 15, 20, 25, 30, 35, 40, 50, 60, 70, 80, or 90 percent) of a dietary supplement can be an elderberry ingredient. Typically, a composition contains between about 400 mg and about 4000 mg of an elderberry ingredient.

Furthermore, the composition can include *Aframomum melegueta*. Examples of *Aframomum melegueta* ingredients include, without limitation, pulverized *Aframomum melegueta* seeds, *Aframomum melegueta* powder, and *Aframomum melegueta* extracts.

Any method can be used to prepare a *Aframomum melegueta* ingredient. As an example, conventional harvesting, drying and extracting methods can be used to prepare *Aframomum melegueta* extracts. In addition, *Aframomum melegueta* can be obtained commercially from Frontier Natural Products Cooperative of Norway, Iowa.

A composition of the invention can contain one or more than one *Aframomum melegueta* ingredient. For example, a dietary supplement can contain *Aframomum melegueta* powder as well as *Aframomum melegueta* extract. In addition, a composition can contain any amount of a *Aframomum melegueta* component. For example, at least about 1 percent (e.g., at least about 2, 3, 4, 5, 10, 15, 20, 25, 30, 35, 40, 50, 60, 70, 80, or 90 percent) of a dietary supplement can be a *Aframomum melegueta* ingredient. Typically, a composition contains between about 500 mg and about 1500 mg of a *Aframomum melegueta* ingredient.

A composition of the invention can include krill oil. Krill oil can be obtained from any member of the Euphausia family, for example *Euphausia superba*. Conventional oil producing techniques can be used to obtain the krill oil. In addition, krill oil can be obtained commercially from Neptune Technologies and Bioresources of Quebec, Canada.

5 A composition can contain any amount of krill oil. For example, at least about 1 percent (e.g., at least about 2, 3, 4, 5, 10, 15, 20, 25, 30, 35, 40, 50, 60, 70, 80, or 90 percent) of a dietary supplement can be a krill oil. Typically, a composition contains between about 300 mg and about 3000 mg of a krill oil ingredient.

Where the composition includes resveratrol, the resveratrol can be obtained
10 from an extract of grape skin or other grape components. Resveratrol can be present in the composition in one or more different forms, for example, extract form and powder form. Resveratrol can be obtained commercially from Charles Bowman & Co. of Holland, Michigan.

A composition can contain any amount of a resveratrol component. For
15 example, at least about 1 percent (e.g., at least about 2, 3, 4, 5, 10, 15, 20, 25, 30, 35, 40, 50, 60, 70, 80, or 90 percent) of a dietary supplement can be a resveratrol. Typically, a composition contains between about 100 mg and about 1000 mg of a resveratrol ingredient.

Where the composition includes at least one type of xanthophyll, the xanthophyll can be astaxanthin. Astaxanthin can be obtained from natural sources or
20 synthesized. For example, astaxanthin can be obtained from algae, fungi and/or crustaceans. One type of astaxanthin can be obtained commercially from Cyanotech Corporation of Kailua-Kona, Hawaii.

A composition can contain any amount of an astaxanthin ingredient. For example, at least about 1 percent (e.g., at least about 2, 3, 4, 5, 10, 15, 20, 25, 30, 35, 40, 50,

60, 70, 80, or 90 percent) of a dietary supplement can be astaxanthin. Typically, a composition contains between about 0.5 mg and about 50 mg of an astaxanthin ingredient.

The composition can include one or more pharmaceutically acceptable excipients, for example, croscarmellose sodium, maltodextrin, silicified microcrystalline cellulose, silicon dioxide, stearic acid, hydroxyl propyl methyl cellulose (HPMC), lactose, glucose, sucrose, corn starch, potato starch, cellulose acetate, ethyl cellulose and the like. Diluents and other additives such as one or more pharmaceutically acceptable binding agents, fillers, supports, thickening agents, taste-improving agents, coloring agents, preservatives, proteins, anti-microbials, chelating agents, inert gases, stabilizers, regulators, emulsifiers or mixtures thereof, can be used depending on the form of the composition employed.

The ingredients of the composition can be processed into forms having varying delivery systems. For example, the ingredients can be processed and included in capsules, tablets, gel tabs, lozenges, strips, granules, powders, concentrates, solutions, lotions, creams or suspensions. The ingredients can also be administered into the respiratory tract, e.g. in the treatment of asthma, anaphylactic or and other acute shock conditions via a spray, mist or aerosol. The ingredients can may be formulated, individually or in combination, with other foods to provide pre-measured nutritional supplements, supplemented foods, for example, single serving bars. In one example, the composition can include one ingredient administered in tablet form, and another composition administered in capsule form. More generally, the composition can be formulated for a variety of administration routes, for example, intravenously, intramuscularly, subcutaneously, nasally, sublingually, intrathecally, topically or intradermally.

The dosages of the composition may be administered in increments determined by the disease or condition being treated. For example, in the treatment of arthritis, the composition may be administered in multiple successive dosages, spaced as

frequently as about 6 to about 12 hours apart, and as long as about 2 weeks apart. Daily dosages may be administered for a period to obtain symptomatic relief from inflammatory tenderness, swelling and pain. The dosages may be adjusted to maintain the relief from these symptoms. Treatment may be a period of weeks or months, or optionally, indefinitely for chronic diseases or conditions.

II. Method of Manufacturing the Composition

An exemplary composition of the invention including rosehips, blackberry powder, blueberry powder and elderberry extract can be manufactured in tablet form according to the following processes. Other administration mediums, such as gel tabs, capsules, liquid and sustained release formulations, etc. can be formulated and prepared according to manufacturing techniques well known in the pharmaceutical industry.

Rosehips, blackberry powder, and blueberry powder in the amounts recited in Dosage 1 in Table II above are added to silicone dioxide and placed in a polybag and blended until uniformly and homogeneously mixed. This resultant blend is placed in a Patterson Kelley (P.K.) 100 blender available from Patterson-Kelley Co., East Stroudsburg, Pennsylvania. The following ingredients in the order listed are then passed through a Sweco separator equipped with a 20-mesh screen available from Sweco, Inc. of Florence, Kentucky directly into the P.K. 100 blender: dextrose, croscarmellose sodium, and silicified microcrystalline cellulose. The resultant composition is blended in the P.K. 100 blender for 15 minutes.

A vegetable-based stearic acid powder is then passed through the Sweco separator directly into the P.K. 100 blender. The resultant mixture is blended for an additional five minutes. The resulting mixture is discharged into totes or super sacks, compressed, and punched into tablets by conventional apparatus. An acceptable range weight for each individual tablet is from about 250 mg to about 500 mg. The amount of

rosehips in each tablet is about 1200 mg, the amount of blackberry is about 165 mg and the amount of blueberry is about 330 mg. Tablets manufactured according to this process can be used in the *in vivo* testing described herein.

A soft gel capsule of the composition can be manufactured to include krill oil.

5 This capsule can be manufactured using conventional capsule manufacturing techniques. The amount of krill oil in each capsule is about 300 mg. These capsules can be administered alone or in conjunction with the tablets of other ingredients of the composition as part of the *in vivo* testing described herein.

Other compositions of the invention including either rosehips and blackberry
10 powder, or rosehips and blueberry powder, can be manufactured in tablet form according to the tableting process described above. The amount of rosehips in the rosehips/blackberry tablet is about 300 mg, and the amount of blackberry is about 80 mg. The amount of rosehips in the rosehips/blueberry tablet is about 300 mg, and the amount of blueberry is about 40 mg. Tablets manufactured according to this process can be used in the *in vivo* testing described
15 herein as desired.

Another composition including rosehips, resveratrol and *Aframomum melegueta* can be manufactured in table form according to the tableting process described above, with about 300 mg rosehips, 10 mg resveratrol and 75 mg *Aframomum melegueta* extract.

20 Another composition of the invention including rosehips, resveratrol and astaxanthin can be manufactured in table form according to the tableting process described above, with about 300 mg rosehips, 10 mg resveratrol and 1 mg astaxanthin.

Yet another composition of the invention including olive extract, artichoke, nettle root and rosehips can be manufactured in tablet form according to the following
25 process. Olive extract, artichoke, nettle root and rosehips in the amounts recited in Dosage 1

in Table II above are added to silicone dioxide and placed in a polybag and blended until uniformly and homogeneously mixed. This resultant blend is placed in a Patterson Kelley (P.K.) 100 blender available from Patterson-Kelley Co., East Stroudsburg, Pennsylvania. The following ingredients in the order listed are then passed through a Sweco separator
5 equipped with a 20-mesh screen available from Sweco, Inc. of Florence, Kentucky, directly into the P.K. 100 blender: dextrose, croscarmellose sodium, and silicified microcrystalline cellulose. The resultant composition is blended in the P.K. 100 blender for 15 minutes.

A vegetable-based stearic acid powder is then passed through the Sweco separator directly into the P.K. 100 blender. The resultant mixture is blended for an
10 additional five minutes. The resulting mixture is discharged into totes or super sacks, compressed, and punched into tablets by conventional apparatus. An acceptable range weight for each individual tablet is from about 250 mg to about 500 mg.

III. Selection of Ingredients for the Composition

The present invention can include an ingredient screening process for
15 selecting ingredients that are optimal for particular health conditions, and that can be used in the composition as desired. For example, in the case of a nutritional supplement for modulating IL-1, the active ingredients can be selected via a unique screening process. The various factors include biological, commercial, regulatory, and descriptive discriminators. Some preferred discriminators and their weighted values are outlined Table 2. Preferably,
20 the discriminators are assigned a weight based upon business or consumer driven objectives. In Table 2, a weight of 3 means that the discriminator carries heavy weighting or importance in the selection process ("Factor 3 Discriminator"); 2 means that the discriminator carries significant weight, but less than a weight factor of 3 in the selection process ("Factor 2 Discriminator"); and 1 carries the least weight as a discriminator ("Factor 1 Discriminator").

Table II: Discriminators for Selecting Cytokine Modulating Ingredients

<u>Discriminator</u>	<u>Weight</u>
Performance in IL-1 screening assay (EC <50 ug/ml)	3
Supply Availability	3
Cost per kilogram of material	3
Raw Material Name	1
Botanical Identity/ Parent Extract	1
Optional and secondary material and suppliers	2
Potential for exclusivity	2
Vertical integration possibility	2
Aqueous versus hydrophobic compatibility	2
Known active ingredients/Mechanism of action	2
Fractional bioavailability*	2
Efficacious daily dose based upon <i>in vitro</i> EC 50 mg	2
Efficacious daily dose based upon literature (mg)	2
Estimated raw material cost based upon bioassay EC 50 and bioavailability (cost per month)	2
Estimated raw material cost based upon literature efficacy (cost per month)	2
Safety/Toxicity status	3
Technical/Regulatory acceptance in market country	3
Representation in the source company's products and in the general marketplace	2
Intellectual property risks	2

*Fractional bioavailability is the percentage of the active compounds in an orally ingested ingredient (expressed as a fraction) that is absorbed into the body, and is generally available to body tissues via the circulation. For example, a fractional availability of 0.10 indicates that 10% of an orally ingested ingredient's actives are absorbed from the intestinal tract and are (for some period of time) transported in the circulation.

In the above example, the primary objective is to find an effective and commercially successful IL-1 modulator for human use. Selection of the best candidates is accomplished by summing the discriminator weights for each candidate and comparing total weighted score. Thus, performance of an active ingredient in modulating IL-1 is relevant, as

is the expense to obtain the particular ingredient and the availability of the ingredient. Other factors relevant to commercial success are the ingredient's toxicity and safety as well as the technical and regulatory acceptance of the ingredient in the market where the composition will be sold. There may be cases where some ingredients do not meet one Factor 3 Discriminator, and the one Factor 3 Discriminator is different for each ingredient. In these cases, Factor 3 Discriminators are assigned weights and Factor 2 and Factor 1 Discriminators are also considered in the selection process.

In addition to the above ingredient screening process, the therapeutic composition or ingredient is preferably subjected to an *ex vivo* clinical evaluation to confirm the biological properties and effects. In particular, the subject consumes the therapeutic composition or ingredient. Serial blood samples are obtained from the subject before and following consumption over a time period when the ingredient's active components are likely to be absorbed by and transported within the circulatory system of the body, which is about 6 hours for most chemicals. These blood samples are added to an *in vitro* bioassay system which has an assay or test readout that is sensitive to changes in the physiology of the system of interest. The results of this test, referred to as an *ex vivo* test, are compared to the results from the *in vitro* clinical. The closer the results of the *in vitro* and *ex vivo* evaluations the greater the likelihood that the therapeutic will have desired effect within the body.

IV. Cytokine Inhibitory Potential Evaluation

The ingredients of the composition can modulate cytokines via at least two different biological mechanisms. In a first mechanism, the ingredients can inhibit the production, i.e., synthesis, of interleukin cytokines. In this mechanism, it is believed that the ingredients prevent the mRNA transcription of the genes that code for the production of the interleukin cytokines. Therefore, with genetic transcription blocked, the cytokines can not be synthesized by or in the body. In a second mechanism, the ingredients can inhibit the

cascading response of chemicals and cells in the body to the interleukin cytokines. More particularly, the ingredients can prevent the production of--among other compounds--acute phase proteins, for example, C reactive protein (CRP). CRP is synthesized in the human liver by hepatocytes in response to interleukin cytokines, e.g., IL-1 and IL-6, under traumatic and/or inflammatory conditions. The ingredients can affect the response mechanism of cells, for example, liver cells, to interleukin cytokines so that those cells reduce or stop production of CRP.

In the following examples, the interleukin cytokine modulating potential, in both inhibiting the synthesis of cytokines and inhibiting the response caused by cytokine, of the various listed ingredients was measured and the results of each exposure was reported and evaluated.

For this evaluation, white blood cells were dosed with varying concentrations of the ingredients. An inflammatory stimulus, lipopolysaccharide (LPS), was then added to the ingredient-plus-cell culture, as well as untreated control samples of white blood cells. The production of the IL-1 cytokine of both the ingredient-treated cells and the untreated cells was compared to extrapolate the concentration of the ingredient that causes a 50% change in the concentration of IL-1 produced by the cells.

These examples are presented for purposes of further illustrating and explaining the present invention and is not to be taken as limiting in any regard. Unless otherwise indicated, all temperature measurements are in degree Celsius.

EXAMPLE 1

To perform the evaluation of inhibiting interleukin synthesis of this example, human white blood cells, specifically THP-1 cells obtained from ATCC of Manassas, Virginia, were grown under conditions recommended by ATCC in a humidified 37°C incubator, which was supplied with 5% carbon dioxide. To test the IL-1 inhibitory potential

of various compounds, multiple groups of THP-1 cells were plated in 96 well plates. Specifically, 5×10^5 THP-1 cells were plated in RPMI 1640 supplement with 10% fetal bovine serum and antibiotics, such as penicillin and streptomycin. With these cell samples plated, they were then dosed.

5 In dosing, each of the ingredients was administered to the plated THP-1 cells in varying doses, specifically, 100 ug/ml, 10 ug/ml, 1 ug/ml and 0 ug/ml. For example, in one plate of cells, 100 micrograms per milliliter of nettle root extract were administered, in another, 10 micrograms per milliliter were administered, in another 1 microgram per milliliter were administered, and in yet another no nettle root was administered. With the
10 plated cells treated with the respective ingredients, the THP-1 cells, now dosed with the ingredient, were returned to the incubator and incubated for 4 hours under the same conditions.

Thereafter, a known inflammatory stimulator, LPS was added to each well plate to a final concentration of 100 nanograms/ml. The LPS treated cultures were returned
15 to the incubator for an additional 16 hours. The cultures were then centrifuged at 1000 Gs for about 5 minutes to obtain a supernatant. The supernatants were then labeled and organized for IL-1 detection.

To detect secreted IL-1 in the different dosed supernatants and therefore evaluate the IL-1 secretion inhibitory potential of each dosage of each ingredient, each
20 supernatant was tested for presence of IL-1 according to a conventional IL-1 testing protocol provided by the supplier of the tests, Biosource International of Camarillo, California. The specific protocol is provided in the reference, *Protocol Booklet, Human IL-1*, (2001), available from Biosource International, which is hereby incorporated by reference.

In general accordance with the protocol, 50 microliters of each supernatant
25 sample was added to well of the anti-IL-1 coated plates, which were incubated at room

temperature for 2 hours. Likewise, calibration standards designed to establish known amounts of IL-1 were added to the designated wells of anti-IL-1 antibody coated plates and incubated at room temperature for 2 hours.

Thereafter, the liquids from each of the wells were removed and the coated
5 plate was washed 3 times in a wash buffer. After the third wash, 100 microliters of enzyme (horseradish peroxidase) conjugated anti-IL-1 antibody was added to each wells of the coated plates and incubated at room temperature for 30 minutes. The plate was washed again as before and 100 microliters of substrate solution, (TMB), was added to each wells to indicate amount of the IL-1 produced as a result of adding the LPS inflammation stimulator in
10 presence or absence of the mentioned ingredients. Thereafter, 100 microliters of a stop solution, such as hydrochloric or sulfuric acid, was added to stop the reaction. The reaction of the substrate solution (TMB) and the horseradish peroxidase conjugated to the anti-IL-1 antibody produces a colored product with specific spectral absorbance at wavelength of 450 nm. Hence the amount of IL-1 present is determined by measuring the amount of absorbance
15 at 450 nm resulting from the amount of bound enzyme conjugated anti-IL-1 antibody depending on the amount of IL-1 present.

The calibration standard samples were subjected to the same protocol as the supernatant samples to determine the IL-1 present in those calibration samples. The optical density of the calibration standard samples was tested to establish a known absorbance of IL-
20 1 at varying levels, for example, 1500 to 50, 125, 62.5, 31.2 and 0 picograms per milliliter in calibration diluent. The optical density of the standard calibration samples were then plotted to determine a standardized IL-1 absorbance calibration curve.

For each sample supernatant tested and optically measured, the absorbance was plotted against the standard IL-1 absorbance calibration curve to determine the amount
25 of IL-1 present in the sample supernatant.

Based on the amount of IL-1 present in the sample supernatant, the results of the IL-1 inhibitory potential of the various ingredients was recorded as noted in Table III below. As indicated there, the results are reported in EC50 values, which is a commonly accepted measurement of effective dosages. Generally speaking, the EC50 is the concentration of ingredients required to cause 50% change in IL-1 concentrations when compared to control samples.

Table III: Results of IL-1 Assays in Example 1

<u>Ingredient</u>	<u>EC 50 in ug/ml (50% Effective Dose in vitro)</u>
Epigallocatechin gallate	<1
Grape seed extract	<1
Grape seed extract	<1
Ipriflavone	<1
Nettle root extract	<1
Rosehips	<1
Tocotrienols	1-10
Borage oil	1-10
Evening primrose oil	1-10
Green coffee extract	1-10
INM-176	1-10
<i>Boswellia serreta</i>	<1-10
<i>Boswellia forte</i>	1-10
Nettle root extract	1-10
Olive extract	1-10
Krill oil	1-10
Reishi mushroom	1-10
<i>Aframomum melegueta</i> extract	1-10
Feverfew	1-10
Artichoke	1-10
Ferulic acid	10

The results of the testing in Table III illustrate the effectiveness of these ingredients in reducing and/or inhibiting the secretion or production of cytokines, for example, IL-1.

EXAMPLE 2

In this example, other ingredients that can be included in the composition of the invention were tested to (a) evaluate the effectiveness of these ingredients in reducing

and/or inhibiting the secretion or production of cytokines, for example, IL-1; (b) evaluate interaction of the other ingredients with optional primary ingredients (rosehips, artichoke extract, olive extracts and nettle root); and (c) evaluate the effects of the other ingredients on interleukin cytokine, e.g., IL-1, response in hepatocytes by measuring the C reactive protein (CRP) secretion by hepatocytes.

Specifically, the release of IL-1 β from the THP-1 cells after exposure to lipopolysaccharide (LPS) with or without pre-treatment in varying doses of the other ingredients, or a combination of those other ingredients with optional primary ingredients, was measured to evaluate the effects of the other ingredients on monocyte IL-1 β secretion.

Hepatocytes' response to IL-1 was evaluated by measuring CRP in the culture supernatant after exposure to IL-1 and IL-6 with or without pre-treatment with varying doses of the other ingredients.

The other ingredients tested were: blackberry extract, blueberry extract, cranberry extract, rosemary extract, clove extract and resveratrol. Table IV, demonstrates the results of these other ingredients for dose specific inhibition of IL-1 β secretion upon activation via LPS in absence or presence of additional 4 primary ingredients at low dose. The methodology used to test the inhibition of IL-1 β secretion is the same as that in Example 1 for the ingredients tested there. Of the ingredients tested in this Example 2, rosemary extract, blueberry extract, elderberry extract, cranberry extract had IL-1 modulatory effects at relatively low dose (ranging from 20-70 ug/ml).

Interference of the other ingredients with the IL-1 modulatory effects of the listed optional primary ingredients was tested by comparing the optional primary ingredients IL-1 secretion inhibitory effects, for example those shown in Table III, with the IL-1 secretion inhibitory effects of those primary ingredients in combination with the other ingredients listed in Table IV. For example, the presence of blackberry did not alter the IL-1

modulating effect of rosehips as illustrated by the absence of the characteristic inhibitory activity. None of the other ingredients showed interference with the optional primary ingredients, but some showed synergistic effects (blueberry extract showed synergistic effect with rosehips and nettle root, and elderberry extract with artichoke extract and nettle root).

5 In Table IV, a “-” indicates no interference or no synergy, and a “+” indicates interference or synergy, respectively as shown.

The IL-1 response effects were evaluated in hepatocytes by measuring the secretion of CRP when the hepatocytes were exposed to IL-1 β and IL-6 with or without pre-treatment with varying doses of the other ingredients. CRP secretion was chosen because, as
10 noted above, CRP is a significant acute-phase protein in humans; its plasma concentration increases more than 1000-fold during severe trauma and/or inflammation; and CRP is expressed, e.g., synthesized or secreted, in hepatocytes in response to IL-1 and IL-6 under inflammatory conditions. CRP acts as a biomarker for interleukin cytokines, and it is efficient to measure this biomarker rather than the cytokines themselves because cytokine
15 levels in the blood frequently do not accurately reflect the actual amount of the cytokines in the body. Thus, by measuring CRP secreted by the hepatocytes, the degree of cells’ response to IL-1 and/or IL-6 is able to be determined.

To perform the evaluation of this example, human primarily isolated hepatocyte cells, obtained from In Vitro Technology of Baltimore, Maryland, were restored
20 under the conditions recommended by In Vitro Technology in a humidified 37°C incubator, which was supplied with 5% carbon dioxide. To test the CRP response potential of various compounds, multiple groups of hepatocytes were plated in 96 well plates. Specifically, 1×10^4 cells were plated in hepatocyte media supplement with 10% fetal bovine serum which were then exposed with varying doses, specifically, 100 ug/ml, 10 ug/ml, 1 ug/ml and 0
25 ug/ml of test ingredients. For example: in one plate of cells, 100 micrograms per milliliter of

blackberry extract were administered; in another, 10 micrograms per milliliter were administered; in another 1 microgram per milliliter were administered; and in yet another no nettle root was administered. With the plated cells treated with the respective ingredients, the hepatocytes, now dosed with the ingredient, were returned to the incubator and incubated for
5 4 hours under the same conditions.

Thereafter, a known CRP inducer, such as IL-1 and IL-6 was added to each well plate to a final concentration of 1 nanograms/ml. The LPS treated cultures were returned to the incubator for an additional 16 hours. After the incubation, the supernatants were then labeled and organized for CRP detection.

10 To detect secreted CRP in the different dosed supernatants and therefore evaluate the CRP secretion inhibitory potential of each dosage of each ingredient, each supernatant was tested for presence of CRP according to a conventional CRP testing protocol provided by the supplier of the tests, Life Diagnostics, Inc. of West Chester, Pennsylvania. The specific protocol is provided in the reference, *High Sensitivity C-Reactive Protein*
15 *Enzyme Immunoassay Test Kit*, (2003), available from Life Diagnostics, Inc., which is hereby incorporated by reference.

In general accordance with the protocol, 10 microliters of each supernatant sample was added to well of the anti-CRP antibody coated plates along with 100 ul of second antibodies against CRP conjugated to the horse radish peroxidase, which were incubated at
20 room temperature for 45 minutes. Likewise, calibration standards designed to establish known amounts of CRP were added to the designated wells of anti-CRP antibody coated plates along with the second anti-CRP antibodies conjugated to the HRP and incubated at room temperature for 45 minutes.

Thereafter, the liquids from each of the wells were removed and the coated
25 plate was washed 3 times in a wash buffer. After the third wash, 100 microliters of substrate

solution, (TMB), was added to each wells to indicate amount of the CRP produced as a result of adding the IL-1 and IL-6, CRP inducer in presence or absence of the mentioned ingredients. Thereafter, 100 microliters of a stop solution, such as hydrochloric or sulfuric acid, was added to stop the reaction. The reaction of the substrate solution (TMB) and the horseradish peroxidase conjugated to the anti-CRP antibody produces a colored product with specific spectral absorbance at wavelength of 450 nm. Hence the amount of CRP present is determined by measuring the amount of absorbance at 450 nm resulting from the amount of bound enzyme conjugated anti-CRP antibody depending on the amount of CRP present.

The calibration standard samples were subjected to the same protocol as the supernatant samples to determine the CRP present in those calibration samples. The optical density of the calibration standard samples was tested to establish a known absorbance of CRP at varying levels, for example, 0, 0.005, 0.01, 0.025, 0.05, and 0.1 microgram per milliliter in calibration diluent. The optical density of the standard calibration samples were then plotted to determine a standardized CRP absorbance calibration curve.

For each sample supernatant tested and optically measured, the absorbance was plotted against the standard CRP absorbance calibration curve to determine the amount of CRP present in the sample supernatant.

Based on the amount of CRP present in the sample supernatant, the results of the CRP inhibitory potential of the various ingredients was recorded as noted in Table III below. As indicated there, the results are reported in EC50 values, which is a commonly accepted measurement of effective dosages. Generally speaking, the EC50 is the concentration of ingredients required to cause 50% change in CRP concentrations (e.g., a reduction in CRP or an inhibition of CRP synthesis) when compared to control samples.

When IL-1 response effects were evaluated in hepatocytes in the form of CRP secretion, blackberry extract, cranberry extract and resveratrol had potent activity with EC50

of 1-10 ug/ml. Thus, these ingredients were effective at modulating IL-1/IL-6 response, specifically by reducing the synthesis of biomarkers, for example, CRP. Blueberry powder, rosemary extract and elderberry powder also had some activity in modulating IL-1/IL-6 responses. Additional, selected ingredients were tested for dose specific inhibition of CRP secretion upon activation via IL-1 and IL-6 (1 ng/ml each). Of the additional ingredients tested, 10% natural astaxanthin, *Aframomum melegueta* extract (w/o carrier) and Resveratrol (resveratrol) showed potent CRP lowering activity with EC50s of about 0.3, 0.6 and 0.8 ug/ml, respectively. Astaxanthin beadlet showed activity with EC50 of slightly over 1 ug/ml.

Table IV: Example 2 Results Including EC50 of Other Ingredients In Inhibiting LPS Stimulated IL-1 Secretion, IL-1/IL-6 Stimulated CRP Secretion, and Synergistic or Antagonistic Effects With Optional Primary Ingredients

<u>Ingredient</u>	<u>IL-1 EC 50</u> <u>in ug/ml</u> <u>(50%</u> <u>Effective</u> <u>Dose in</u> <u>vitro)</u>	<u>CRP EC 50</u> <u>in ug/ml</u> <u>(50%</u> <u>Effective</u> <u>Dose in</u> <u>vitro)</u>	<u>Synergy</u>	<u>+/-</u>	<u>Interference</u>	<u>+/-</u>
Blackberry Powder	N/A	1-10	Rosehips	-	Rosehips	-
			Artichoke	-	Artichoke	-
			Nettle Root	-	Nettle Root	-
			Olive Extract	-	Olive Extract	-
Blueberry Powder	30-40	10-20	Rosehips	+	Rosehips	-
			Artichoke	-	Artichoke	-
			Nettle Root	+	Nettle Root	-
			Olive Extract	-	Olive Extract	-
Cranberry Extract	>100	1-10	Rosehips	-	Rosehips	-
			Artichoke	-	Artichoke	-
			Nettle Root	-	Nettle Root	-
			Olive Extract	-	Olive Extract	-
Rosemary Extract	20-30	30-40	Rosehips	-	Rosehips	-
			Artichoke	-	Artichoke	-
			Nettle Root	-	Nettle Root	-
			Olive Extract	-	Olive Extract	-
Clove Extract	N/A	N/A	Rosehips	-	Rosehips	-
			Artichoke	-	Artichoke	-
			Nettle Root	-	Nettle Root	-
			Olive Extract	-	Olive Extract	-
Resveratrol	N/A	1-10	Rosehips	-	Rosehips	-
			Artichoke	-	Artichoke	-

<u>Ingredient</u>	<u>IL-1 EC 50</u> <u>in ug/ml</u> <u>(50%</u> <u>Effective</u> <u>Dose in</u> <u>vitro)</u>	<u>CRP EC 50</u> <u>in ug/ml</u> <u>(50%</u> <u>Effective</u> <u>Dose in</u> <u>vitro)</u>	<u>Synergy</u>	<u>+/-</u>	<u>Interference</u>	<u>+/-</u>
			Nettle Root	-	Nettle Root	-
			Olive Extract	-	Olive Extract	-
Elderberry Extract	60-70	30-40	Rosehips	-	Rosehips	-
			Artichoke	+	Artichoke	-
			Nettle Root	+	Nettle Root	-
			Olive Extract	-	Olive Extract	-

EXAMPLE 3

In vivo testing will be conducted on approximately 150-200 human subjects by administering a composition of the invention in daily dosages over a twenty week period. More specifically, the composition will be tested to evaluate (a) the inhibition of IL-1 synthesis in Pattern 1 individuals, and (b) evaluate the inhibition of IL-1 response as measured by CRP levels in Pattern 2 individuals having CRP levels above 3 mg CRP/L blood.

For purposes of this example, Pattern 1 individuals are humans who have of IL-1 genotypes known to possess "normal" or "exaggerated" IL-1 gene expression responses.

The exaggerated IL-1 gene expression genotype is defined as the presence of at least one copy of allele 2 at the +3954 locus of the IL-1 β gene or two copies of allele 2 at the +4845 locus of the IL-1 α gene. In this example, Pattern 2 individuals are humans who have elevated blood levels of inflammation biomarkers, for example, CRP levels of about 3 to about 10 mg/L or more. With this range of CRP, there appears to be a greater opportunity for observing noticeable improvement, i.e., reduction of CRP levels. In other words, it likely will be possible to detect modest decreases in CRP in Pattern 2 subjects.

One composition of the invention that will be administered to fifty test subjects in tablet form daily will include rosehips, blackberry and blueberry, in the daily amounts: 1200 mg rosehips, 165 mg blackberry and 330 mg blueberry.

Another composition of the invention that will be administered to fifty test subjects will include rosehips, blackberry, blueberry and *Aframomum melegueta*, in the daily amounts: 1200 mg rosehips, 165 mg blackberry, 330 mg blueberry and 300 mg *Aframomum melegueta*. These ingredients will be in tablet form.

5 A further composition of the invention that would be administered to 50 test subjects will include rosehips, *Aframomum melegueta* and resveratrol (e.g., Resveravine, a resveratrol product commercially available from Bio Serac of Bram, France) in the daily amounts 1200 mg rosehips, 150 mg *Aframomum melegueta* and 40 mg resveratrol. These ingredients will be in tablet form.

10 A placebo, including no ingredients of the composition, will be administered daily in tablet form to fifty subjects.

The first twelve weeks of administering the above compositions and placebo to the respective subjects will be the double blind phase of the testing. During this phase the dosages above will be the loading dose. After the twelfth week, the single blind phase of
15 testing will begin. During this phase, the dosages above may be altered to maintenance dosages, which will be extrapolated from the loading phase data.

In the *in vivo* testing of this example, blood samples will be taken from the subjects to measure IL-1 and CRP. This blood sampling will be controlled, however, to quantify and minimize intra-individual variability. For example, inflammation biomarkers,
20 such as CRP, and gene expression outcomes, such as the transcription and subsequent synthesis of IL-1, will be measured in multiple, fasting blood samples; and samples from women will be obtained during the same week as those subjects' monthly menstrual cycle. The reason for this is that it has been discovered that high fat meals and menstrual cycles acutely increases inflammation biomarkers. Further, this CRP monitoring protocol suggests
25 taking multiple sampling on different, proximate days.

After administration, the efficacy of the placebo, first and second compositions will be evaluated by *ex vivo* IL-1 production inhibition (see methods above), *in vivo* IL-1 gene expression, and blood levels of inflammatory biomarkers, e.g., IL-6, TNF, IL-10, IL-12, Serum Amyloid A, Fibrinogen, ICAM-1, C reactive protein, etc. *In vivo* IL-1 gene expression will be evaluated by measuring the amount of IL-1 mRNA in subject leukocytes by rtPCR. Evidence of an effective intervention for regulation of the inflammatory process include inhibition of *ex vivo* IL-1 production, inhibition of *in vivo* IL-1 gene expression, and decreased levels of one or more inflammatory biomarkers as listed above.

The results of the *in vivo* testing of this example are expected to illustrate that the composition has the effect of modulating interleukin cytokines by both inhibiting the synthesis of interleukin cytokines and inhibiting the cascading response caused by interleukin cytokines in the subjects. A particular example of this benefit will now be described in connection with a subject having atherosclerotic plaque development exacerbated by inflammation, with reference to Figs 1-3.

Fig. 1 illustrates how inflammation and interleukin cytokines contribute to atherosclerotic plaque development. Specifically, mononuclear leukocytes enter artery wall tissue, engulf oxidized lipids, recruit additional leukocytes with inflammatory cytokines, e.g., IL-1, stimulate plaque growth via growth factors, which results in stenosis. The cytokines released by the leukocytes within the plaque lead to plaque instability, and can ultimately cause rupture and thrombosis.

In Fig. 2, the synthesis of IL-1 and the IL-1 response is shown. Specifically, the leukocytes synthesize the cytokines, which in turn stimulate liver production of acute phase proteins, e.g., CRP.

With reference to Fig. 3, the composition of the invention inhibits the production of the cytokines by the leukocytes. Specific ingredients, e.g.,

rosehips, blueberry and elderberry, can be targeted to perform this function. The composition of the invention may also inhibit the response of cells and/or the liver to the cytokines by reducing or eliminating the synthesis of CRP. Specific ingredients, e.g., blackberry, resveratrol, *Aframomum melegueta* and/or astaxanthin can be targeted to perform this function.

V. Methods of Use

Based on the results of the testing of the ingredients that can be included in the composition of the invention in Examples 1-3 above, it is evident that compositions including these ingredients can be administered to subjects to modulate interleukin cytokines, and specifically to inhibit interleukin cytokine synthesis, decrease C reactive protein synthesis, and/or inhibit the response to interleukin cytokines in the body of the subject.

Given that cytokines, such as IL-1 and IL-6, are key mediators of the inflammatory response in the body, the composition of the invention can be used to modulate the inflammatory response associated with diseases and/or abnormal conditions. For example, the composition may be used to treat arthritis, cardiovascular conditions, osteoporosis, Alzheimer's disease, an inflammatory response to a traumatic injury, or any other abnormal conditions or diseases associated with inflammation or immunomodulatory responses, such as pain and stiffness associated with inflammation.

More specifically, osteoporosis has been linked to abnormally high IL-1 release levels. Therefore, contemplated within this invention is a method for treating osteoporosis by regulating IL-1 through administration of a therapeutically effective amount of the composition of the invention.

Given the connection between inflammation and cardiovascular diseases, such as atherosclerosis and thrombosis, also contemplated within this invention is the treatment of such cardiovascular diseases by administering a therapeutically effective amount of the

composition including at least one of the ingredients in the dosages recited above. Additionally, it is believed that the IL-1 regulating composition of the invention may be used to limit or to control an inflammatory response due to surgery, trauma and allergic reactions involving the skin, lungs, eyes, ears, nose, throat, digestive tract, nervous system and the like.

5 Furthermore, it has been observed that nervous system cells and tissue secrete significant amounts of IL-1 and when stressed under inflammation, and therefore, the composition may be used to treat mental problems, headaches and earaches, as well as debilitating neurological diseases such as Alzheimer's diseases.

10 The above descriptions are those of the preferred embodiments of the invention. Various alterations and changes can be made without departing from the spirit and broader aspects of the invention as defined in the appended claims, which are to be interpreted in accordance with the principles of patent law including the doctrine of equivalents. Any references to claim elements in the singular, for example, using the articles "a," "an," "the," or "said," is not to be construed as limiting the element to the singular.

CLAIMS

The embodiments of the invention in which an exclusive property or privilege is claimed are defined as follows:

1. A method for treating an inflammatory response in a subject, comprising:
administering a therapeutically effective amount of a composition including
5 rosehips and at least one of blackberry, blueberry and elderberry to the subject,
wherein the rosehips inhibits the synthesis of at least IL-1 in the subject,
wherein the blackberry inhibits at least an IL-1 response in the subject,
wherein the blueberry inhibits the synthesis of at least IL-1 in the subject, and
wherein the elderberry inhibits the synthesis of at least IL-1 in the subject.
- 0 2. The method of claim 1 comprising identifying a subject having at least one of
an inflammatory condition, disease, and symptom, and performing the administering based
on the identifying.
3. The method of claim 1 wherein the rosehips is administered in an amount of at
least about 50 mg per daily dosage.
- 5 4. The method of claim 1 wherein the blackberry is administered in an amount of
about 100 mg per dosage.
5. The method of claim 1 wherein the blueberry is administered in an amount of
about 200 mg per daily dosage.
6. The method of claim 1 wherein the elderberry is administered in an amount of
) about 200 mg per daily dosage.
7. The method of claim 1 wherein the administration of the composition reduces
at least one of inflammation, pain and stiffness in the subject.
8. The method of claim 1 wherein the blackberry reduces the synthesis of an
inflammation biomarker in the subject.

9. The method of claim 8 wherein the inflammation biomarker is C reactive protein.

10. A method for treating an inflammatory response in a subject, comprising:

administering a therapeutically effective amount of rosehips and resveratrol to

the subject,

wherein the rosehips inhibits the synthesis of at least one interleukin cytokine in the subject, and

wherein the resveratrol inhibits at least an IL-1 response in the subject.

11. The method of claim 10 comprising identifying a subject having at least one

of an inflammatory condition, disease, and symptom, and performing the administering based on the identifying.

12. The method of claim 10 wherein the rosehips is administered in an amount of at least about 50 mg per daily dosage.

13. The method of claim 10 wherein the resveratrol is administered in an amount of about 200 mg per daily dosage.

14. The method of claim 10 wherein the resveratrol inhibits the synthesis of an inflammation biomarker, and the inflammation biomarker is C reactive protein.

15. The method of claim 10 wherein the administration of the composition reduces at least one of inflammation, pain and stiffness in the subject.

16. A method for affecting inflammation in a subject comprising administering to the subject a therapeutically effective amount of at least two of a rosehips ingredient to regulate the synthesis of interleukin cytokines in the subject, a blackberry ingredient to inhibit an interleukin cytokine response in the subject, a blueberry ingredient to inhibit the synthesis of interleukin cytokines in the subject, and an elderberry ingredient to inhibit the synthesis of interleukin cytokines in the subject.

17. The method of claim 16 comprising identifying a subject in need of interleukin cytokine modulation.

18. The method of claim 16 wherein rosehips, blackberry and blueberry are administered.

19. The method of claim 18 wherein *Aframomum melegueta* is further administered.

20. A composition comprising at least two of a rosehips ingredient in a therapeutically effective amount to regulate the synthesis of interleukin cytokines in the subject, a blackberry ingredient in a therapeutically effective amount to inhibit an interleukin cytokine response in the subject, a blueberry ingredient in a therapeutically effective amount to inhibit the synthesis of interleukin cytokines in the subject, and an elderberry ingredient in a therapeutically effective amount to inhibit the synthesis of interleukin cytokines in the subject.

21. The composition of claim 20 comprising rosehips, blackberry, blueberry and elderberry.

22. The composition of claim 20 wherein the composition includes at least about 50 mg rosehips, at least about 100 mg blackberry, at least about 200 mg blueberry and at least about 200 mg elderberry.

23. The composition of claim 20 comprising rosehips and blackberry.

24. The composition of claim 20 comprising rosehips and blueberry.

25. A method for treating an inflammatory response in a subject, comprising:

administering a therapeutically effective amount of a composition including rosehips, resveratrol and *Aframomum melegueta* to the subject,

wherein the rosehips inhibits the synthesis of at least one interleukin cytokine

in the subject,

wherein the resveratrol inhibits the synthesis of at least one of an interleukin cytokine and an inflammation biomarker in the subject, and

wherein the *Aframomum melegueta* inhibits the synthesis of at least one of an interleukin cytokine and an inflammation biomarker in the subject.

5 26. The method of claim 25 wherein the resveratrol and *Aframomum melegueta* each inhibit the synthesis of an inflammation biomarker, and the inflammation biomarker is C reactive protein.

 27. A method for treating an inflammatory response in a subject, comprising:
 administering a therapeutically effective amount of a composition including
0 rosehips, resveratrol and astaxanthin to the subject,

 wherein the rosehips inhibits the synthesis of at least one interleukin cytokine in the subject,

 wherein the resveratrol inhibits the synthesis of at least one of an interleukin cytokine and an inflammation biomarker in the subject, and

5 wherein the astaxanthin inhibits the synthesis of at least one of an interleukin cytokine and an inflammation biomarker in the subject.

 28. The method of claim 25 wherein the resveratrol and astaxanthin each inhibit the synthesis of an inflammation biomarker, and the inflammation biomarker is C reactive protein.

0 29. A composition comprising rosehips in a therapeutically effective amount to regulate the synthesis of at least one interleukin cytokine in the subject, resveratrol in a therapeutically effective amount to regulate the synthesis of at least one of an interleukin cytokine and an inflammation biomarker in the subject, and *Aframomum melegueta* in a therapeutically effective amount to regulate the synthesis of the at least one of an interleukin
5 cytokine and an inflammation in the subject.

30. The composition of claim 27 wherein the inflammation biomarker is C reactive protein.

1/2

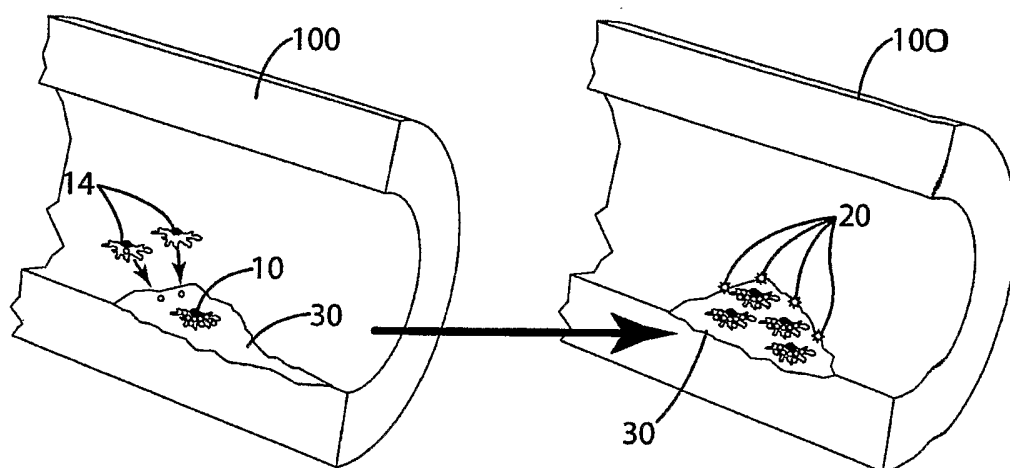


Fig. 1

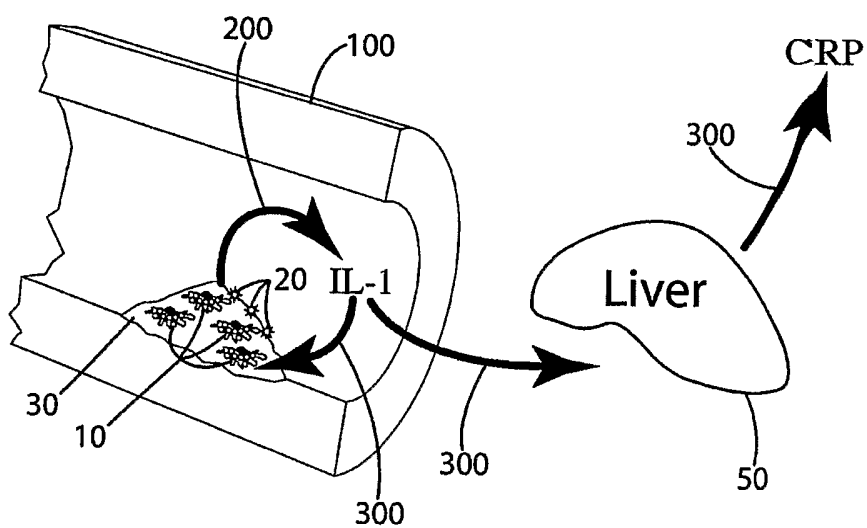


Fig. 2

2/2

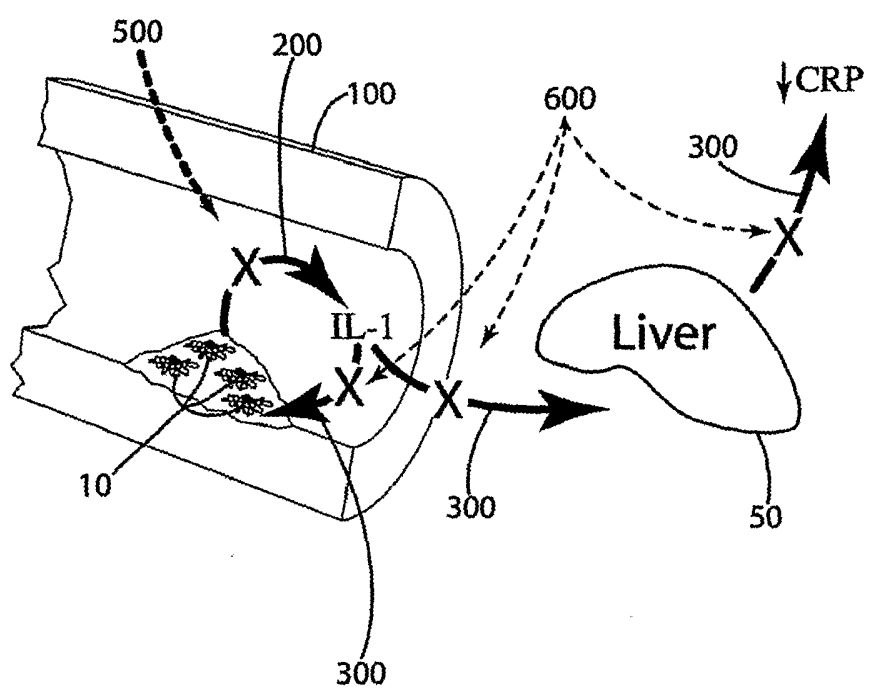


Fig. 3

INTERNATIONAL SEARCH REPORT

PCT/IB2 004/051742

A. CLASSIFICATION OF SUBJECT MATTER

IPC 7 A61K35/78 A61P37/00 A61K31/05 A61K31/122

According to International Patent Classification (IPC) or to both national classification and IPC

B. FIELDS SEARCHED

Minimum documentation searched (classification system followed by classification symbols)

IPC 7 A61K

Documentation searched other than minimum documentation to the extent that such documents are included in the fields searched

Electronic data base consulted during the international search (name of data base and, where practical, search terms used)

WPI Data, BIOSIS, EPO-Internal, PAJ, CHEM ABS Data

C. DOCUMENTS CONSIDERED TO BE RELEVANT

Category °	Citation of document, with indication, where appropriate, of the relevant passages	Relevant to claim No.
P,X	ANONYMOUS: "Wildberry with blackberry, raspberry & blueberry tea" INTERNET ARTICLE, 'Online! XP002313012 Retrieved from the Internet: <URL:http://www.healtheries.co.nz/page.php?id=25&prod=1088> 'retrieved on 2005-01-05! the whole document ---	20-24
P,X	ANONYMOUS: "Blueberry" INTERNET ARTICLE, 'Online! XP002313013 Retrieved from the Internet: <URL:http://www.newenglandtea.com/sys/prod/uct/43.html> 'retrieved on 2005-01-05! the whole document --- -/--	20,24

☒ Further documents are listed in the continuation of box C.☒ Patent family members are listed in annex.

° Special categories of cited documents:

- *A* document defining the general state of the art which is not considered to be of particular relevance
- *E* earlier document but published on or after the international filing date
- *L* document which may throw doubts on priority claim(s) or which is cited to establish the publication date of another citation or other special reason (as specified)
- *O* document referring to an oral disclosure, use, exhibition or other means
- *P* document published prior to the international filing date but later than the priority date claimed

- *T* later document published after the international filing date or priority date and not in conflict with the application but cited to understand the principle or theory underlying the invention
- *X* document of particular relevance; the claimed invention cannot be considered novel or cannot be considered to involve an inventive step when the document is taken alone
- *Y* document of particular relevance; the claimed invention cannot be considered to involve an inventive step when the document is combined with one or more other such documents, such combination being obvious to a person skilled in the art.
- *&* document member of the same patent family

Date of the actual completion of the international search

12 January 2005

Date of mailing of the international search report

31/01/2005

Name and mailing address of the ISA

European Patent Office, P.B. 5818 Patentlaan 2
NL - 2280 HV Rijswijk
Tel. (+31-70) 340-2040, Tx. 31 651 epo nl,
Fax: (+31-70) 340-3016

Authorized officer

Greif, G

INTERNATIONAL SEARCH REPORT

PCT/IB2004/051742

C.(Continuation) DOCUMENTS CONSIDERED TO BE RELEVANT		
Category *	Citation of document, with indication, where appropriate, of the relevant passages	Relevant to claim No.
X	<p>DATABASE WPI Section Ch, Week 199431 Derwent Publications Ltd., London, GB; Class D21, AN 1994-251514 XP002313016 & HU 65 923 A (LENART I), 28 July 1994 (1994-07-28) abstract</p> <p style="text-align: center;">---</p>	20
X	<p>DATABASE WPI Section Ch, Week 199417 Derwent Publications Ltd., London, GB; Class B04, AN 1994-138101 XP002313017 & HU 64 860 A (NULL), 28 March 1994 (1994-03-28) abstract</p> <p style="text-align: center;">---</p>	1-3,6,7, 16,17,20
Y	<p>YESILADA E ET AL: "INHIBITORY EFFECTS OF TURKISH FOLK REMEDIES ON INFLAMMATORY CYTOKINES: INTERLEUKIN-1ALPHA, INTERLEUKIN-1BETA AND TUMOUR NECROSIS FACTOR ALPHA" JOURNAL OF ETHNOPHARMACOLOGY, ELSEVIER SCIENTIFIC PUBLISHERS LTD, IE, vol. 58, 1997, pages 59-73, XP000974123 ISSN: 0378-8741 abstract</p> <p style="text-align: center;">---</p>	4,5,8,9, 11-15, 18,19, 21-30
Y	<p>WANG J ET AL: "Inhibitory effects of anthocyanins and other phenolic compounds on nitric oxide production in LPS/IFN-gamma-activated RAW 264.7 macrophages" JOURNAL OF AGRICULTURAL AND FOOD CHEMISTRY, vol. 50, no. 4, 13 February 2002 (2002-02-13), pages 850-857, XP002313007 ISSN: 0021-8561 abstract page 851, right-hand column, paragraph 2; figure 2; tables 2,3 page 855, left-hand column, paragraph 2 -page 856, right-hand column, paragraph 1</p> <p style="text-align: center;">---</p> <p style="text-align: center;">-/--</p>	1-30
Y	<p>WANG J ET AL: "Inhibitory effects of anthocyanins and other phenolic compounds on nitric oxide production in LPS/IFN-gamma-activated RAW 264.7 macrophages" JOURNAL OF AGRICULTURAL AND FOOD CHEMISTRY, vol. 50, no. 4, 13 February 2002 (2002-02-13), pages 850-857, XP002313007 ISSN: 0021-8561 abstract page 851, right-hand column, paragraph 2; figure 2; tables 2,3 page 855, left-hand column, paragraph 2 -page 856, right-hand column, paragraph 1</p> <p style="text-align: center;">---</p> <p style="text-align: center;">-/--</p>	1-24

INTERNATIONAL SEARCH REPORT

PCT/IB2004/051742

C.(Continuation) DOCUMENTS CONSIDERED TO BE RELEVANT		
Category *	Citation of document, with indication, where appropriate, of the relevant passages	Relevant to claim No.
Y	<p>YODIM KURESH A ET AL: "Potential role of dietary flavonoids in reducing microvascular endothelium vulnerability to oxidative and inflammatory insults" JOURNAL OF NUTRITIONAL BIOCHEMISTRY, vol. 13, no. 5, May 2002 (2002-05), pages 282-288, XP002313008 ISSN: 0955-2863 abstract</p> <p>---</p>	1-24
P,Y	<p>DATABASE BIOSIS 'Online! BIOSCIENCES INFORMATION SERVICE, PHILADELPHIA, PA, US; 2003 GALLI R L ET AL: "Amelioration of LPS - induced indices of inflammation by blueberry extract in cells." Database accession no. PREV200400203086 XP002313015 the whole document & SOCIETY FOR NEUROSCIENCE ABSTRACT VIEWER AND ITINERARY PLANNER, vol. 2003, 2003, pages Abstract No. 638.12 URL-http://sf, 33RD ANNUAL MEETING OF THE SOCIETY OF NEUROSCIENCE; NEW ORLEANS, LA, USA; NOVEMBER 08-12, 2003</p> <p>---</p>	1-9, 16-19
Y	<p>FRAUTSCHY S A ET AL: "Prevention of Abeta amyloid peptide infusion-induced behavioral deficits neuroinflammation and neurodegeneration by dietary anti-inflammatory/antioxidant supplements" SOCIETY FOR NEUROSCIENCE ABSTRACTS, vol. 26, no. 1-2, 2000, pages Abstract No.-680.8, XP001080650 & 30TH ANNUAL MEETING OF THE SOCIETY OF NEUROSCIENCE; NEW ORLEANS, LA, USA; NOVEMBER 04-09, 2000 ISSN: 0190-5295 abstract</p> <p>---</p>	1-9, 16-19
Y	<p>BARAK VIVIAN ET AL: "The effect of Sambucol, a black elderberry-based, natural product, on the production of human cytokines: I. Inflammatory cytokines" EUROPEAN CYTOKINE NETWORK, vol. 12, no. 2, April 2001 (2001-04), pages 290-296, XP009042259 ISSN: 1148-5493 abstract</p> <p>---</p> <p style="text-align: center;">-/--</p>	1-9, 16-19

PCT/IB2004/051742

C.(Continuation) DOCUMENTS CONSIDERED TO BE RELEVANT

Category °	Citation of document, with indication, where appropriate, of the relevant passages	Relevant to claim No.
Y	ROSSI ANTONIETTA ET AL: "Protective effects of anthocyanins from blackberry in a rat model of acute lung inflammation." FREE RADICAL RESEARCH, vol. 37, no. 8, August 2003 (2003-08), pages 891-900, XP009042260 ISSN: 1071-5762 abstract	1-9, 16-19
Y	BARAK VIVIAN ET AL: "The effect of herbal remedies on the production of human inflammatory and anti-inflammatory cytokines." THE ISRAEL MEDICAL ASSOCIATION JOURNAL : IMAJ. NOV 2002, vol. 4, no. 11 Suppl, November 2002 (2002-11), pages 919-922, XP002313009 ISSN: 1565-1088 the whole document	1-9, 16-19
Y	MANNA S K ET AL: "Resveratrol suppresses TNF-induced activation of nuclear transcription factors NF-kappa B, activator protein-1, and apoptosis: potential role of reactive oxygen intermediates and lipid peroxidation." JOURNAL OF IMMUNOLOGY (BALTIMORE, MD. : 1950) 15 JUN 2000, vol. 164, no. 12, 15 June 2000 (2000-06-15), pages 6509-6519, XP002313010 ISSN: 0022-1767 the whole document	10-15, 25-30
Y	GAO X ET AL: "Immunomodulatory activity of resveratrol: suppression of lymphocyte proliferation, development of cell-mediated cytotoxicity, and cytokine production" BIOCHEMICAL PHARMACOLOGY, PERGAMON, OXFORD, GB, vol. 62, 1 November 2001 (2001-11-01), pages 1299-1308, XP002197358 ISSN: 0006-2952 the whole document	10-15, 25-30

INTERNATIONAL SEARCH REPORT

PCT/IB2004/051742

C.(Continuation) DOCUMENTS CONSIDERED TO BE RELEVANT

Category *	Citation of document, with indication, where appropriate, of the relevant passages	Relevant to claim No.
Y	WADSWORTH TERI L ET AL: "Effects of the wine polyphenolics quercetin and resveratrol on pro-inflammatory cytokine expression in RAW 264.7 macrophages" BIOCHEMICAL PHARMACOLOGY, vol. 57, no. 8, 15 April 1999 (1999-04-15), pages 941-949, XP002313011 ISSN: 0006-2952 abstract ----	10-15, 25-30
Y	WO 01/95727 A (LEMMO EDWARD A ; SCHULMAN RISA N (US); AMERICAN HOME PROD (US)) 20 December 2001 (2001-12-20) page 4, line 5 -page 5, line 27; claims 1-4 ----	10-15, 25-30
Y	WO 99/59561 A (HENSLEY KENNETH L ; FLOYD ROBERT A (US); OKLAHOMA MED RES FOUND (US)) 25 November 1999 (1999-11-25) the whole document ----	10-15, 25-30
Y	GUERIN M ET AL: "Haematococcus astaxanthin: applications for human health and nutrition" TRENDS IN BIOTECHNOLOGY, ELSEVIER PUBLICATIONS, CAMBRIDGE, GB, vol. 21, no. 5, May 2003 (2003-05), pages 210-216, XP004422156 ISSN: 0167-7799 the whole document ----	27,28
Y	ANONYMOUS: "Symptom: H(097) Description: orchitis, testicles inflammation" INTERNET ARTICLE, 'Online! XP002313014 Retrieved from the Internet: <URL:http://www.metafro.be/prelude/view_symptom?si=H(097)> 'retrieved on 2005-01-07! Fernandez de la Pradilla, C. : " Des plantes qui nous ont guéris" 1981 Burkina Faso Paragraph about Aframomum Melegueta. -----	19,25-30

INTERNATIONAL SEARCH REPORT

PCT/IB2004/051742

Patent document cited in search report		Publication date	Patent family member(s)		Publication date
HU 65923	A	28-07-1994	HU	65923 A2	28-07-1994
HU 64860	A	28-03-1994	HU	64860 A2	28-03-1994
WO 0195727	A	20-12-2001	AU	6689501 A	24-12-2001
			CA	2412435 A1	20-12-2001
			EP	1289369 A1	12-03-2003
			WO	0195727 A1	20-12-2001
			ZA	200209986 A	07-11-2003
WO 9959561	A	25-11-1999	AU	4084599 A	06-12-1999
			WO	9959561 A2	25-11-1999