



US00D483511S

(12) **United States Design Patent** (10) **Patent No.:** **US D483,511 S**  
**Lay et al.** (45) **Date of Patent:** **\*\* Dec. 9, 2003**

(54) **EMERGENCY UNIT LIGHTING FIXTURE**

D293,940 S \* 1/1988 Lasker ..... D26/65  
D315,421 S \* 3/1991 Goldschmidt ..... D26/85  
D320,863 S \* 10/1991 Macaluso ..... D26/29  
D322,140 S \* 12/1991 Dacanay et al. .... D26/85  
D400,995 S \* 11/1998 LaRosa et al. .... D26/63  
D410,863 S \* 6/1999 Hasegawa et al. .... D10/114

(75) Inventors: **James Michael Lay**, Cumming, GA (US); **Randy L. Bernard**, Avondale Estates, GA (US); **Paul Kenneth Pickard**, Conyers, GA (US)

(73) Assignee: **Acuity Brands, Inc.**, Atlanta, GA (US)

\* cited by examiner

(\*\*) Term: **14 Years**

*Primary Examiner*—Clare E. Heflin

(21) Appl. No.: **29/171,536**

(74) *Attorney, Agent, or Firm*—Kenneth E. Darnell

(22) Filed: **Nov. 25, 2002**

(57) **CLAIM**

The ornamental design of an emergency unit lighting fixture, as shown and described.

**Related U.S. Application Data**

**DESCRIPTION**

(62) Division of application No. 29/161,921, filed on Jun. 6, 2002.

(51) **LOC (7) Cl.** ..... **26-03**

FIG. 1 is a perspective view of the emergency unit lighting fixture showing the new design;

(52) **U.S. Cl.** ..... **D26/80**

FIG. 2 is a side elevational view thereof;

(58) **Field of Search** ..... D26/51, 63, 72, D26/80-91, 28-36; D10/114; 362/311, 84, 147, 432, 253, 310, 85, 61, 74

FIG. 3 is a front elevational view thereof; and,

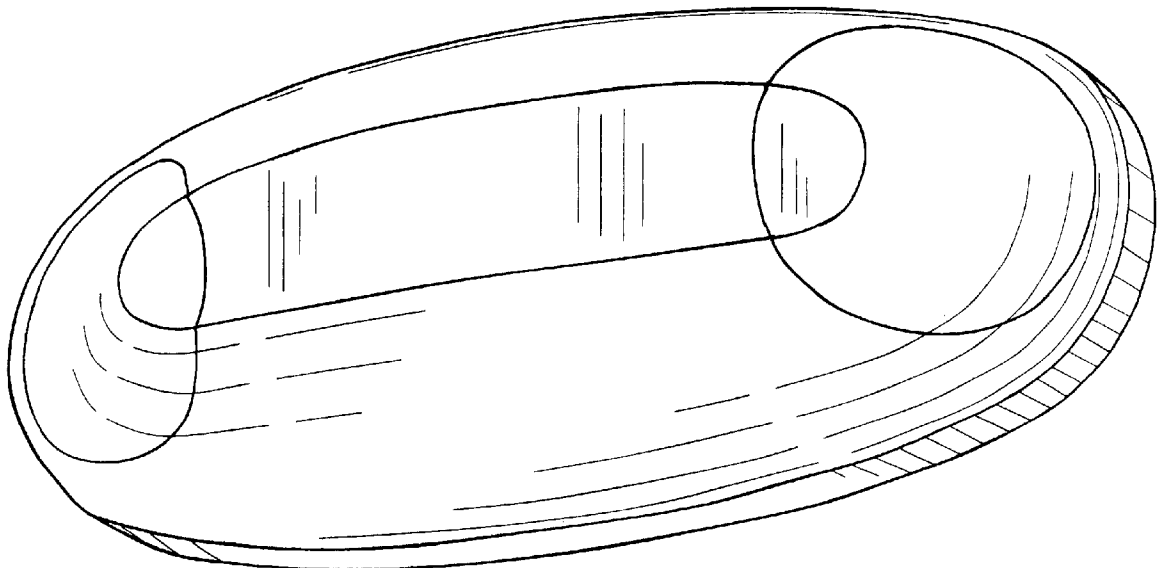
(56) **References Cited**

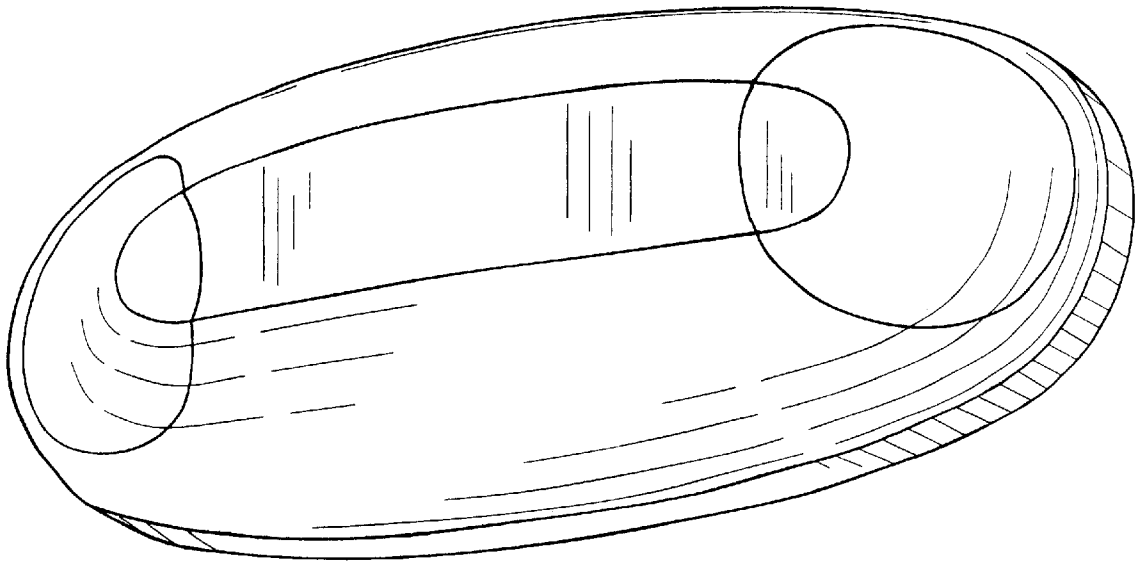
FIG. 4 is a top plan view thereof.

**U.S. PATENT DOCUMENTS**

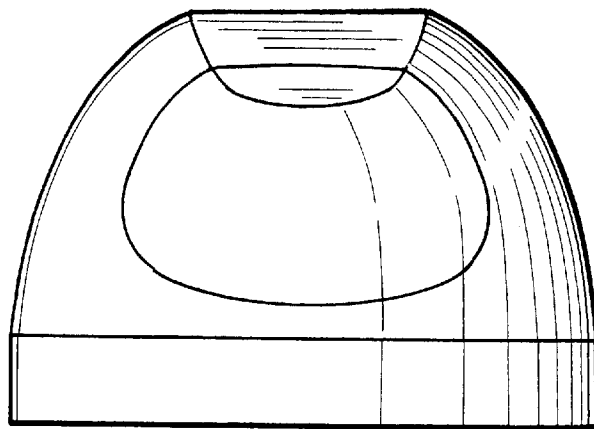
D264,253 S \* 5/1982 Goldschmidt et al. .... D26/63

**1 Claim, 2 Drawing Sheets**

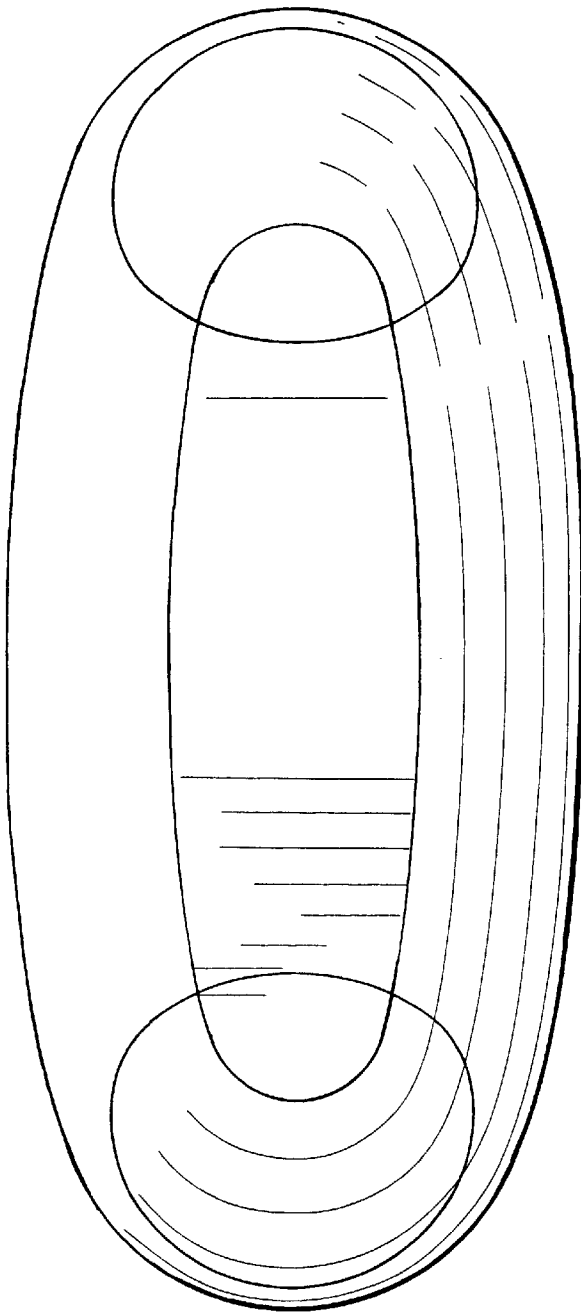




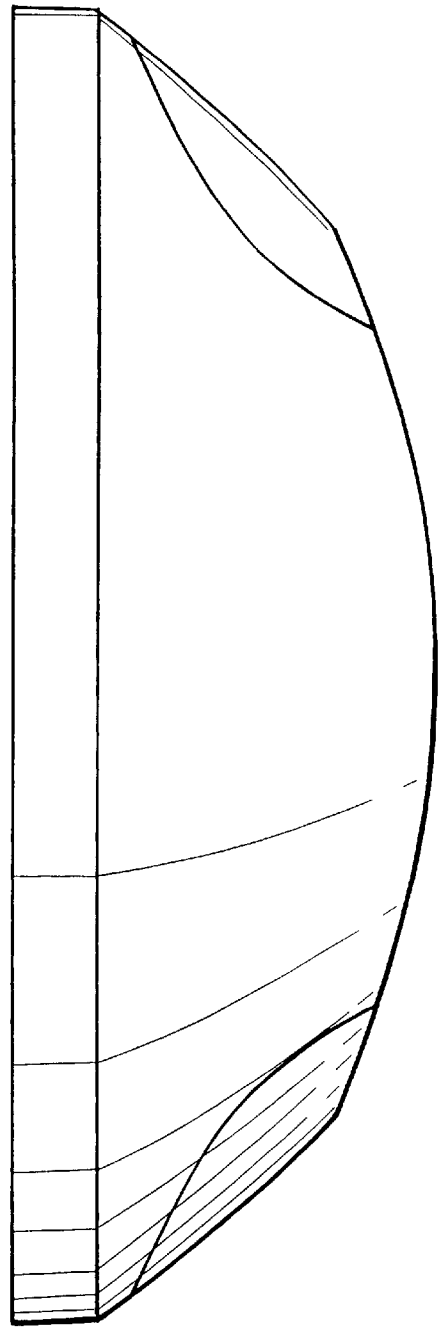
**Fig. 1**



**Fig. 2**



**Fig. 3**



**Fig. 4**