



US00D628342S

(12) **United States Design Patent**
Saravis

(10) **Patent No.:** **US D628,342 S**

(45) **Date of Patent:** **** Nov. 30, 2010**

(54) **SOLAR ILLUMINATION DEVICE**

D600,200 S * 9/2009 Dimov et al. D13/102

(76) Inventor: **Darren Saravis**, 1332 Gladys Ave.,
Long Beach, CA (US) 90804

* cited by examiner

(**) Term: **14 Years**

Primary Examiner—Cathron C Brooks
Assistant Examiner—Kevin K Rudzinski
(74) *Attorney, Agent, or Firm*—The Eclipse Group LLP

(21) Appl. No.: **29/362,776**

(57) **CLAIM**

(22) Filed: **May 29, 2010**

I claim the ornamental design for a solar illumination device,
as shown and described.

(51) **LOC (9) Cl.** **26-99**

(52) **U.S. Cl.** **D26/155**

(58) **Field of Classification Search** D26/101,
D26/155, 68, 67, 142, 81, 128, 124, 118,
D26/85, 86, 74, 87, 88, 76, 61, 70, 72, 102,
D26/120, 138, 140; D11/157, 117, 131,
D11/141; D13/102, 180; 52/173.3; 362/362,
362/375, 294, 555, 563, 564, 147, 285, 290,
362/292, 330, 331, 351, 363, 410, 417, 800,
362/805

DESCRIPTION

See application file for complete search history.

FIG. 1 is an illustration of a top perspective view of the solar illumination device.

FIG. 2 is side elevation illustrating the left side of the solar illumination device.

FIG. 3 is a side elevation illustrating the right side of the solar illumination device.

FIG. 4 is a back elevation view of the solar illumination device.

FIG. 5 is a front elevation view of the solar illumination device.

FIG. 6 is a top view of the solar illumination device.

FIG. 7 is a bottom view of the solar illumination device.

FIG. 8 is a front perspective view of the solar illumination device mounted on a support.

FIG. 9 is a side view illustrating the left side of solar illumination device mounted on a support; and,

FIG. 10 is a side view illustrating the right side of the solar illumination device mounted on a support.

In the drawings, broken lines depict environment or unclaimed subject matter only and form no part of the claimed design.

(56) **References Cited**

U.S. PATENT DOCUMENTS

| | | | | | |
|------------|---|---------|----------------|-------|---------|
| D37,742 S | * | 12/1905 | Davis | | D26/68 |
| D60,453 S | * | 2/1922 | Gosling | | D26/67 |
| D101,660 S | * | 10/1936 | Wellman | | D26/67 |
| D343,022 S | * | 1/1994 | Solberg et al. | | D26/68 |
| D430,325 S | * | 8/2000 | Milicia | | D26/81 |
| D436,210 S | * | 1/2001 | Miranda | | D26/81 |
| D443,376 S | * | 6/2001 | Lindsay | | D26/68 |
| D476,262 S | * | 6/2003 | Hensley et al. | | D11/157 |
| D522,686 S | * | 6/2006 | Lee | | D26/142 |
| D529,656 S | * | 10/2006 | Wen | | D26/68 |
| D573,298 S | * | 7/2008 | Kinnune et al. | | D26/142 |
| D591,887 S | * | 5/2009 | Tortel | | D26/67 |
| D599,497 S | * | 9/2009 | Liu | | D26/67 |

1 Claim, 5 Drawing Sheets

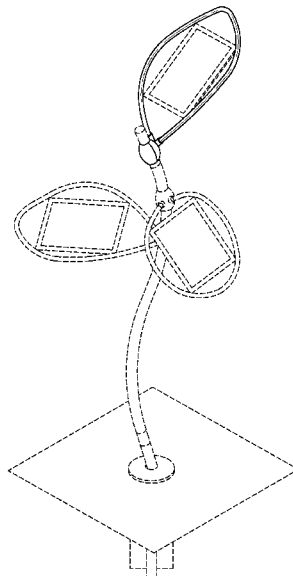


FIG. 1

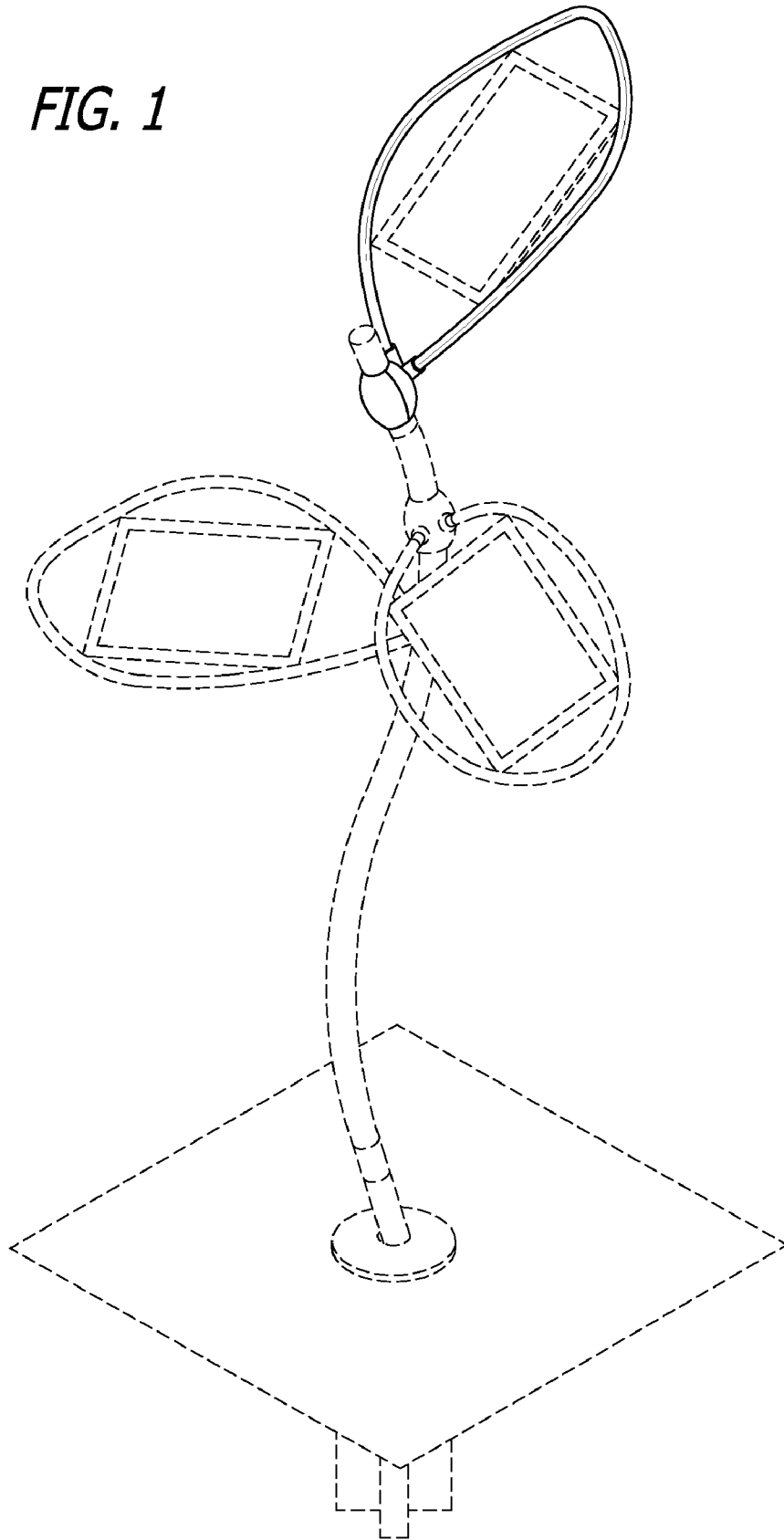


FIG. 2

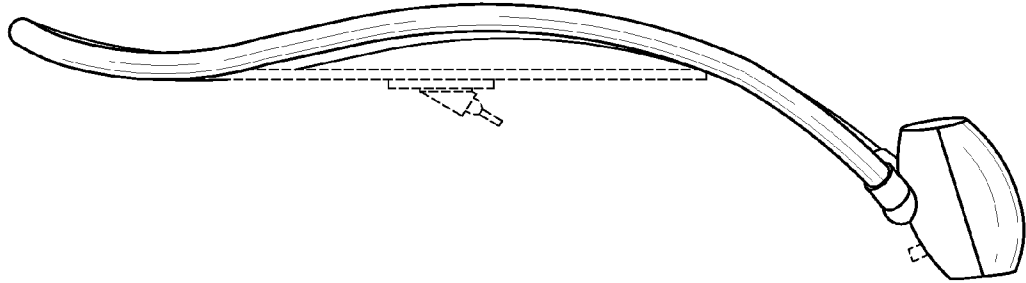


FIG. 3

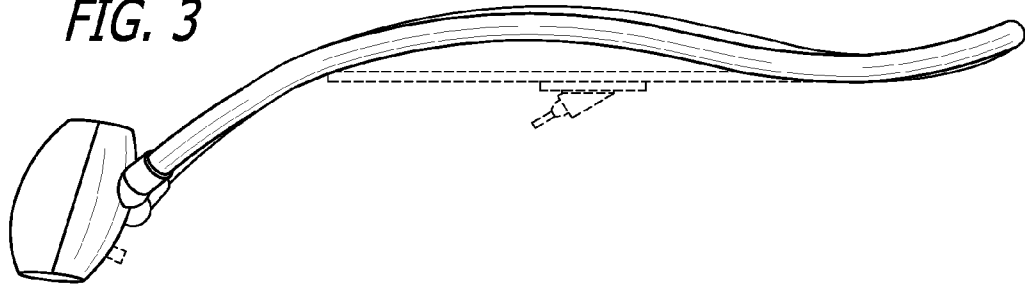


FIG. 4

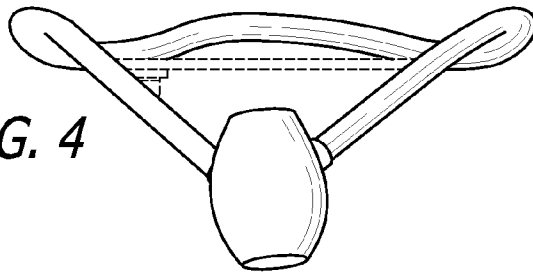


FIG. 5

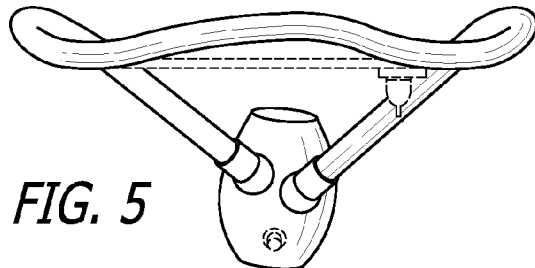


FIG. 6

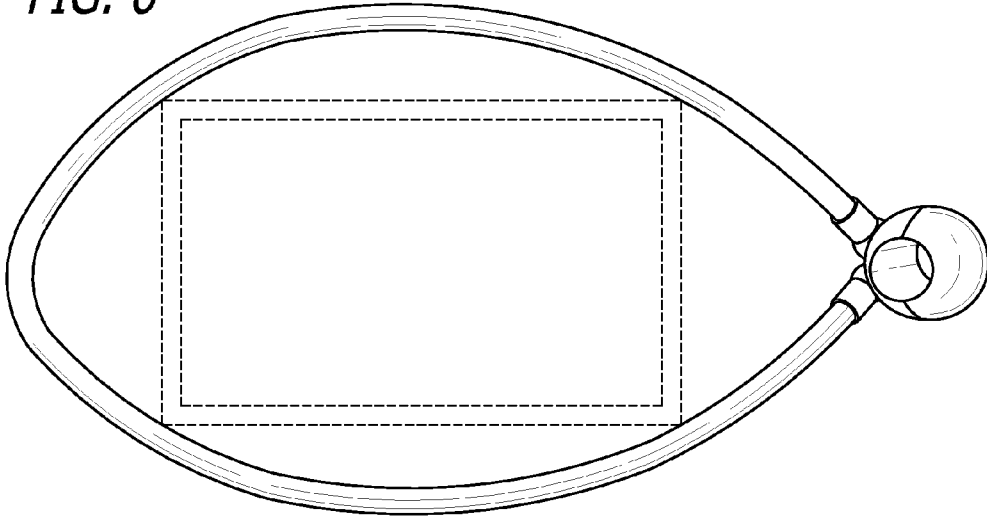


FIG. 7

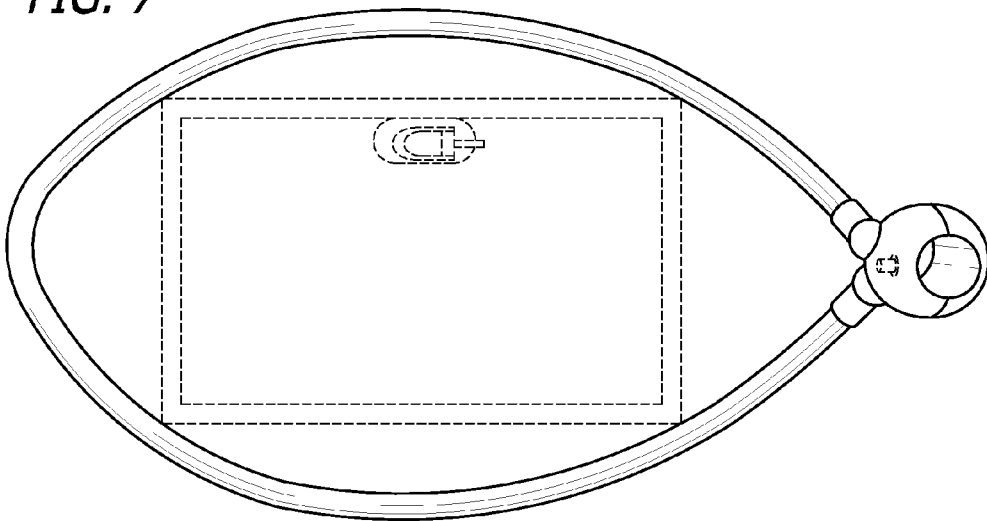


FIG. 8

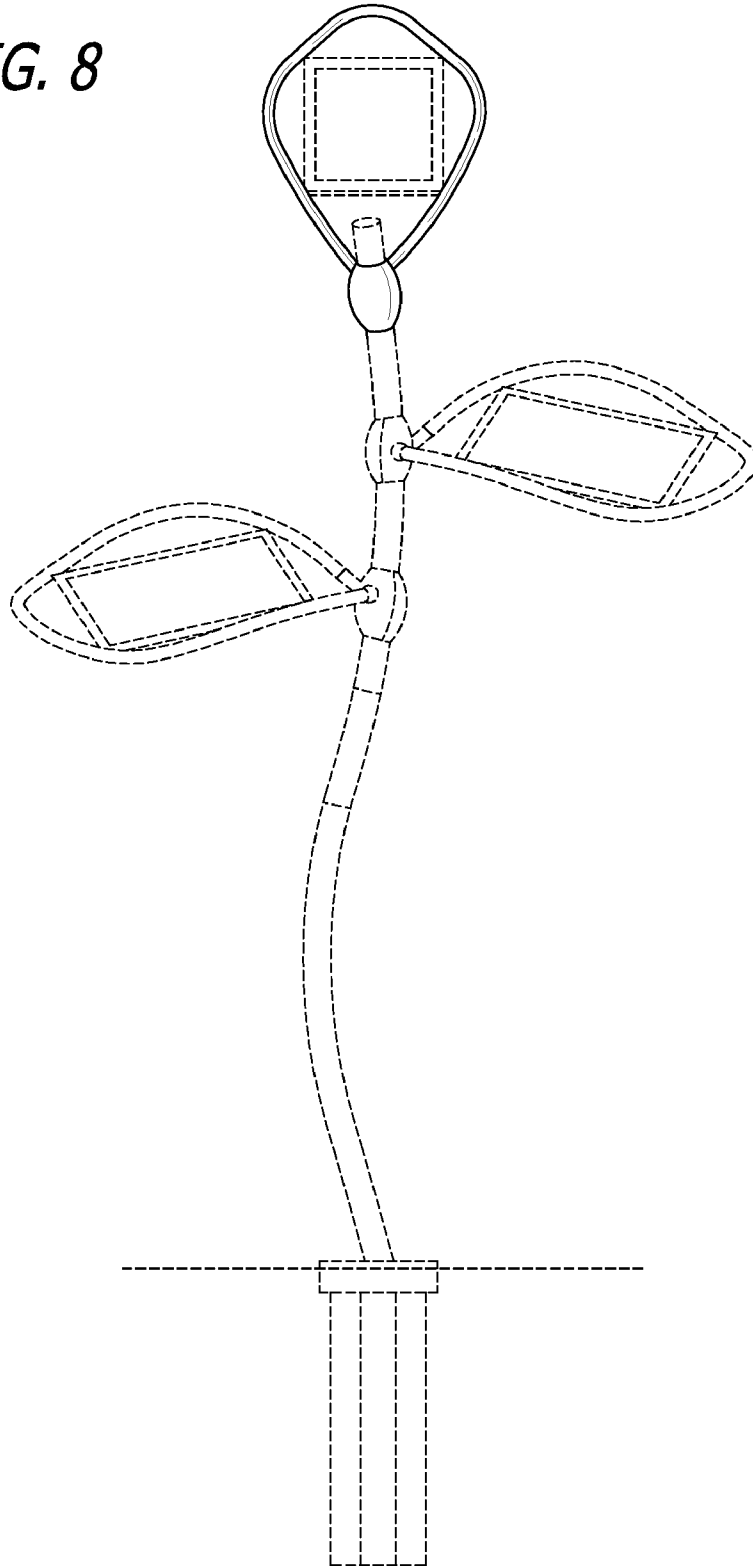


FIG. 9

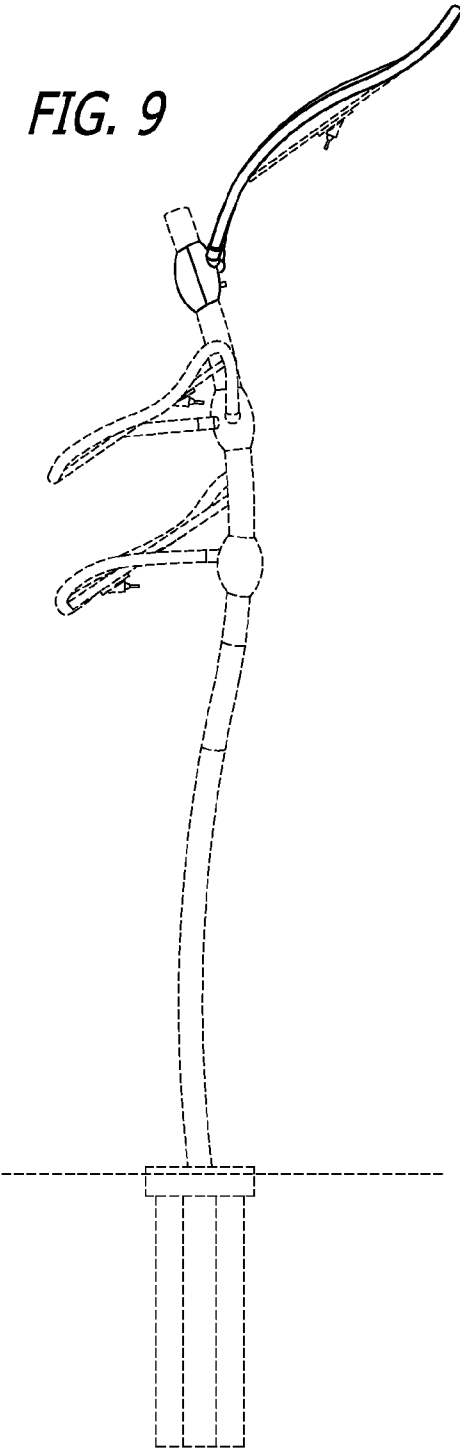


FIG. 10

