

(19) World Intellectual Property Organization  
International Bureau



(43) International Publication Date  
13 October 2005 (13.10.2005)

PCT

(10) International Publication Number  
WO 2005/096621 A2

(51) International Patent Classification<sup>7</sup>: H04N 5/262

MCCOY, John, R. [US/US]; 840 Houston Road, Webster, NY 14580 (US).

(21) International Application Number:  
PCT/US2005/006874

(74) Common Representative: EASTMAN KODAK COMPANY; 343 State Street, Rochester, NY 14650-2201 (US).

(22) International Filing Date: 4 March 2005 (04.03.2005)

(25) Filing Language: English

(26) Publication Language: English

(30) Priority Data:  
10/804,946 19 March 2004 (19.03.2004) US

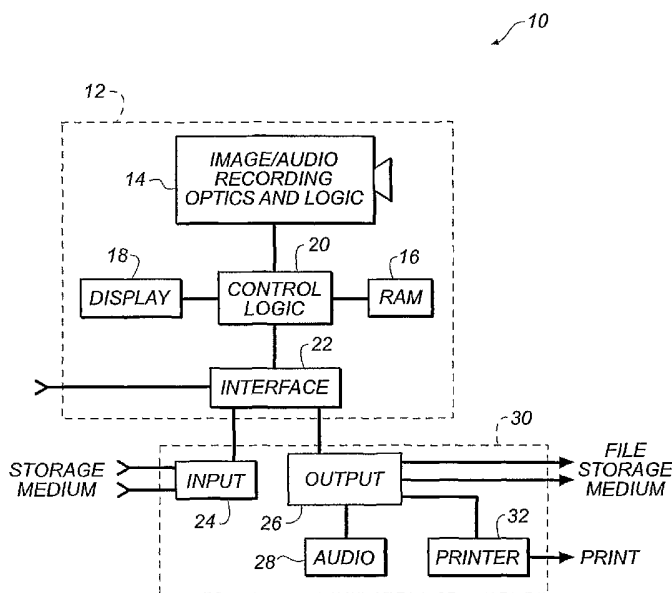
(81) Designated States (unless otherwise indicated, for every kind of national protection available): AE, AG, AL, AM, AT, AU, AZ, BA, BB, BG, BR, BW, BY, BZ, CA, CH, CN, CO, CR, CU, CZ, DE, DK, DM, DZ, EC, EE, EG, ES, FI, GB, GD, GE, GH, GM, HR, HU, ID, IL, IN, IS, JP, KE, KG, KP, KR, KZ, LC, LK, LR, LS, LT, LU, LV, MA, MD, MG, MK, MN, MW, MX, MZ, NA, NI, NO, NZ, OM, PG, PH, PL, PT, RO, RU, SC, SD, SE, SG, SK, SL, SM, SY, TJ, TM, TN, TR, TT, TZ, UA, UG, US, UZ, VC, VN, YU, ZA, ZM, ZW.

(72) Inventors; and  
(75) Inventors/Applicants (for US only): MANICO, Joseph, Anthony [US/US]; 98 Westland Avenue, Rochester, NY 14618 (US). FREDLUND, John, Randall [US/US]; 270 Ridgmont Drive, Rochester, NY 14626 (US). PARULSKI, Kenneth, Alan [US/US]; 225 Imperial Circle, Rochester, NY 14617 (US). TELEK, Michael, J. [US/US]; 84 Stuyvesant Road, Pittsford, NY 14534 (US).

(84) Designated States (unless otherwise indicated, for every kind of regional protection available): ARIPO (BW, GH, GM, KE, LS, MW, MZ, NA, SD, SL, SZ, TZ, UG, ZM, ZW), Eurasian (AM, AZ, BY, KG, KZ, MD, RU, TJ, TM), European (AT, BE, BG, CH, CY, CZ, DE, DK, EE, ES, FI, FR, GB, GR, HU, IE, IS, IT, LT, LU, MC, NL, PL, PT, RO, SE, SI, SK, TR), OAPI (BF, BJ, CF, CG, CI, CM, GA, GN, GQ, GW, ML, MR, NE, SN, TD, TG).

[Continued on next page]

(54) Title: DIGITAL VIDEO SYSTEM FOR ASSEMBLING VIDEO SEQUENCES



(57) Abstract: An image processing system (10) obtains image sequences and assembles a presentation therefrom. The system has a camera (12) for capturing image sequences, a random-access electronic memory (16) for temporary storage of the image sequences, an input reader for accepting pre-programmed instructions from a first storage medium, a control panel with a display (18) for viewing image sequences (64) and presenting pre-programmed instructions to the operator and an operator interface for accepting responses to the pre-programmed instructions. A control logic processor (20) executes pre-programmed instructions and arranges the presentation from the captured image sequences stored in random-access electronic memory (16), according to operator responses. An output writer records the presentation onto a storage medium.

WO 2005/096621 A2



**Published:**

— without international search report and to be republished upon receipt of that report

*For two-letter codes and other abbreviations, refer to the "Guidance Notes on Codes and Abbreviations" appearing at the beginning of each regular issue of the PCT Gazette.*

## **DIGITAL VIDEO SYSTEM FOR ASSEMBLING VIDEO SEQUENCES**

### **FIELD OF THE INVENTION**

The present invention relates to the capture and display of motion images and more particularly relates to an apparatus and method for producing  
5 more compelling video programs by a consumer.

### **BACKGROUND OF THE INVENTION**

In the consumer market, steadily improving image quality, increased affordability, and ease of use have contributed to the rapid acceptance and use of video camcorders. Digital video capture and display devices have  
10 further benefited from advances in storage technologies using magnetic, optical, and electronic storage media such as digital videotape, memory cards, optical disks, and high-capacity random access memory (RAM) components. However, while camcorders have grown in popularity, many consumers express some level of disappointment with the image output achieved. For many reasons, the output  
15 from consumer camcorders can be disappointing or uninteresting to the viewer when compared with output captured and edited by imaging professionals. The problem is not typically caused by failure to use the equipment properly, but by a basic lack of a script, or a story, which is compelling to the viewer. Post-production modification and editing of video sequences is possible, but is  
20 inconvenient, and difficult to use for most consumers.

Efforts have been made to address this problem by providers of digital image capture equipment and accessories. For example, commonly-assigned U.S. Patent No. 5,477,264 (Sarbadhikari et al.) discloses, for an electronic camera, a removable storage device preloaded with enhancement files  
25 for effecting camera operation, with additional graphical overlays and borders, and with built-in optimization, compression, and image enhancement algorithms. Commonly-assigned U.S. Patent No. 6,292,219 (Fredlund et al.) discloses an electronic motion picture camera system that provides special-effect video output. The device of U.S. Patent No. 6,292,219 provides a removable motion image-  
30 recording medium with programs that automatically, or as instructed by the camera operator, act upon a captured video stream to provide an edited

appearance, instructing the camera to affect imaging characteristics such as focus, highlighting effects, segues, fade-outs, and other effects.

One technological advance of particular importance for imaging enhancement, and capitalized upon by the methods and apparatus of U.S. Patent  
5 No. 6,292,219 relates to the use of high-capacity random access storage device, such as an optical disc. Use of a random access storage device, as contrasted with accessing a continuous video stream stored on a cassette tape, provides the ability to insert pre-stored image sequences and effects at suitable points in the captured image sequence in order to display a pleasing motion picture presentation without  
10 abrupt scene changes. In place of an optical disc, Flash EPROM memory can be used instead. An example of an image capture apparatus incorporating a high-capacity Flash EPROM is the SD Multi A/V Recorder, a camcorder from Panasonic, with U.S. headquarters in Secaucus, New Jersey.

While the solutions disclosed in both the U.S. Patent Nos.  
15 5,477,264 and 6,292,219 provide, for example, the ability to improve the transitions between scenes, there remains significant room for improvement in making the captured scenes themselves interesting. For example, while these methods allow the use of pre-programmed transitions, borders, and special effects, the consumer must make appropriate decisions in order to use these enhancements  
20 effectively. Further, solutions offered in these patents are not intended to provide the benefits afforded by professional editing techniques, such as scripting and composition used by cinematographers, who seldom shoot a motion picture sequence in the studio according to the timeline sequence of a motion picture. In motion picture studios, as is well known, scenes are shot according to a schedule  
25 that is best suited for production and are later assembled at an editing facility, according to a scripted storyboard. It can be appreciated that there would be advantages to providing some measure of storyboard capability to a consumer for event-based imaging with an edited appearance. The consumer would benefit from guidance in shooting appropriate scene content and would benefit from an  
30 ability to customize an image sequence, suited to the subject, audience, and event.

Certainly, a substantial amount of motion video capture by consumers is event-based. Birthdays, holidays, family gatherings, parties,

graduations, wedding anniversaries, and the like are among the salient types of events that consumers wish to capture, retain, and display in a pleasing format. While the capabilities offered in U.S. Patent Nos. 5,477,246 and 6,292,219 provide useful utilities and effects that can make electronic images from such events more pleasing, there remains a need for ways to help the consumer to capture images and image sequences that will display in a pleasing manner.

Furthermore, there is an interest in using motion video capture devices to portray family and friends in a compelling or humorous way as part of a video program. For example, incorporating motion images of family or friends within a music video or parody show would provide an amusing program.

Thus, there is a need to provide an electronic imaging system which includes instructions to enable a digital video system to obtain appropriate video sequences, and to automatically assemble the video sequences into a video program.

15

### **SUMMARY OF THE INVENTION**

Briefly, according to one aspect of the present invention an image processing system for obtaining a plurality of image sequences and assembling a presentation from the plurality of image sequences comprises:

- (a) a camera for capturing the plurality of image sequences;
- (b) a random-access electronic memory for temporary storage of the plurality of image sequences;
- (c) an input reader for accepting pre-programmed instructions from a first storage medium;
- (d) a control panel comprising:
  - (i) a display for viewing the image sequences and presenting pre-programmed instructions to the operator; and
  - (ii) an operator interface for accepting operator responses to the pre-programmed instructions;
- (e) a control logic processor for executing the pre-programmed instructions and for arranging the presentation from the plurality of captured image sequences stored in the random-

20  
25  
30

access electronic memory according to the operator responses;  
and

(f) an output writer for recording the presentation onto a second storage medium.

5           According to another embodiment, the present invention provides a method for forming a presentation comprising a set of image sequences captured electronically, the method comprising:

(a) obtaining programmed instructions for capturing members of the set of image sequences;

10           (b) assembling an electronic storyboard, according to the programmed instructions, comprising a plan for the arrangement of the members of the set of image sequences;

(c) prompting the camera operator to obtain each member of the set of image sequences by displaying operator instructions to the camera operator;

15           (d) storing the set of image sequences in a memory;

(e) assembling the presentation using the set of image sequences, according to the electronic storyboard; and

(f) recording the presentation onto a storage medium.

20           It is an object of the present invention to meet the needs for consumer capture of more pleasing images and image sequences electronically.

It is an advantage of the present invention that it provides guidance to the camera operator by means of visual and/or audible instructions for capturing image content appropriate to a theme or event.

25           It is a further advantage of the present invention that it frees the camera operator from editing or imaging sequence concerns, enabling the operator to have a more enjoyable experience in obtaining images electronically.

It is a further advantage of the present invention that it enables a novice camera operator to produce images and image sequences that have a more professional, edited appearance.

30

It is yet a further advantage of the present invention that it allows an operator to customize an event- or theme-based image sequence to be suited to a particular subject or audience.

5 These and other objects, features, and advantages of the present invention will become apparent to those skilled in the art upon a reading of the following detailed description when taken in conjunction with the drawings wherein there is shown and described an illustrative embodiment of the invention.

### **BRIEF DESCRIPTION OF THE DRAWINGS**

10 While the specification concludes with claims particularly pointing out and distinctly claiming the subject matter of the present invention, it is believed that the invention will be better understood from the following description when taken in conjunction with the accompanying drawings, wherein:

Figure 1 is a schematic block diagram of an image capture and processing apparatus according to the present invention;

15 Figure 2 is a perspective view of a camera used for image capture according to the method of the present invention;

Figure 3 is a perspective view of the camera of Figure 2 in a supporting imaging dock assembly;

20 Figure 4 is a plan view showing the appearance of the display of the camera for accepting preparatory information from the operator;

Figures 5a-5d are plan views of the camera display showing a first example sequence of prompts for setting up a customized event-based image capture sequence;

25 Figures 6a-6p are plan views showing a sequence of displays and prompts in one embodiment;

Figure 7 is a perspective view of a camera providing a display and prompts, according to the present invention;

30 Figure 8 is a flow chart showing a first example sequence of steps for obtaining images and assembling an electronic storyboard according to the present invention;

Figure 9a is a block diagram showing an empty electronic storyboard, assembled according to the present invention;

Figure 9b is a block diagram showing a completed electronic storyboard, populated using images obtained according to the present invention.

Figures 10a-10g are plan views showing images obtained and processed according to the present invention;

5 Figure 11 is a flow chart showing an example sequence of steps for capturing a music video based scripted program according to the present invention;

10 Figures 12a-12e are plan views of the camera display showing a second example sequence of prompts for capturing a music video based scripted program;

Figure 13 is a chart showing the relative timing of various components of audio and video components that are combined using the method of the present invention;

15 Figures 14a-14c are plan views of the camera display showing an example sequence for a humorous scripted presentation according to the present invention; and

Figures 15a-15d are plan views of the camera display showing an example sequence for an alternate humorous scripted presentation according to the present invention.

## 20 DETAILED DESCRIPTION OF THE INVENTION

The present description is directed in particular to elements forming part of, or cooperating more directly with, apparatus in accordance with the invention. It is to be understood that elements not specifically shown or described may take various forms well known to those skilled in the art.

25 Referring to Figure 1, there is shown a schematic block diagram of an imaging apparatus 10 used for obtaining and processing still or motion picture images according to one embodiment of the present invention. Imaging apparatus 10 has two major components, a camera 12 and an imaging dock assembly 30. Camera 12 consists of an image capture and recording apparatus 14 that includes  
30 imaging optics and electronic sensor circuitry, such as a conventional CCD, for example, for obtaining a two-dimensional electronic image. Image capture and recording apparatus 14 is supported by a RAM 16 and a display 18. A control

logic processor 20 provides operational logic for operation of camera 12 and cooperates with an interface circuit 22 for communication with imaging dock assembly 30 and with external input devices.

Imaging dock assembly 30 has an input interface section 24 and an  
5 output interface section 26. Input interface section 24 accepts input software and data from any of a number of storage devices or input communication channels. Input data and software can be provided, for example, by magnetic or optical storage devices, such as floppy diskettes, memory cards, removable magnetic hard drives or optical media such as CDs and DVDs. Input can also be provided over  
10 wired or wireless ports, using any of a variety of networked or standalone communication mechanisms, such as Ethernet, IR, RF, or Bluetooth devices. Output interface section 26 may support audio input or playback circuitry 28, a printer 32, and a host of storage media. Image and/or audio output can be provided in the form of hard-copy output or in file form, using any number of  
15 wired or wireless communication and storage mechanisms.

It must be emphasized that imaging apparatus 10 as shown in Figure 1 can have any of a number of alternative arrangements of components for camera 12 and its supporting imaging dock assembly 30. The basic components shown in Figure 1 are needed, in some form, for operation of the method of the  
20 present invention. Using the overall arrangement shown in Figure 1, imaging apparatus 10 is capable of accepting programmed instructions and of capturing, processing, and playing back image and audio content according to those instructions, in a manner particularly well suited for event-based or theme-based imaging.

Referring to Figure 2, there is shown, in perspective view, one  
25 embodiment of camera 12 with a removable storage device 34 in the form of a memory card. An operator interface panel 36 is provided for control of camera 12 operation. Display 18 may be in the form of a touchscreen, enabling entry of additional operator instructions to camera 12. A stand 38 enables camera 12 to be  
30 seated on a surface for various image capture and playback functions.

Referring to Figure 3, camera 12 is shown in position with imaging dock assembly 30. A CD/DVD port 40 is provided as an input/output mechanism

for receiving pre-programmed instructions as well as for receiving pre-stored audio and/or imaging content from an optical storage disk 42, such as a CD or DVD. In one embodiment, CD/DVD port 40 has read/write capability, allowing a captured image sequence, with optional audio content, to be written to a storage  
5 device for playback or archiving. Alternatively, other ports (not shown in Figure 3) could be used for input and/or output to memory card or other storage devices.

When operating according to the present invention, imaging apparatus 10 functions as a digital director, providing operator guidance and automated image processing utilities that enable even an unskilled operator to  
10 capture and construct a presentation of image sequences that can have the appearance of a professionally prepared production. As can be readily appreciated, imaging apparatus 10 would be especially well-suited for developing an image presentation that is event-based or theme-based.

#### Obtaining Programmed Instructions and Images

15 In order to function as a digital director, imaging apparatus 10 must first obtain a set of programmed instructions that are suited to the particular theme or event of interest. Additionally, other images and special effects can also be provided for digital director operation. In one embodiment, programmed instructions and images are available on a DVD or similar optically encoded  
20 medium. Various versions of digital director media could be made available to consumers, differentiated by theme or event. Typical activities for which digital director media could be particularly tailored include sports, hobbies, scout troops, camping and outdoor activities, art, music, and travel, for example. Themes for digital director media could include humor, romance, family gatherings, baby  
25 showers, babies and children, and the like.

Other types of media could be used for providing or supporting digital director operation. Alternatives include magnetic media of various types, such as diskettes. Flash memory cards or other types of memory cards could also be employed as digital director media. Still other alternatives include  
30 communication of digital director instructions and images over wired or wireless connections, including the internet.

In effect, loading or downloading digital director instructions and images gives a “personality” to imaging apparatus 10 operation and editing, customizing how image and audio content is assembled to produce a presentation that is particularly suited to an event or theme. The example that follows shows one basic event of interest, a birthday party. Using the digital director, with the procedures described subsequently, an operator can film and produce a video presentation that is appropriately adapted for the age, sex, and interests of the subject.

#### Operating Sequence – Preparation to Customize the Digital Director

To operate the digital director, the consumer first loads digital director software into imaging apparatus 10. In the embodiment of Figure 3, electronic storyboard software and supporting images and effects load from a DVD that acts as optical storage disk 42. As is shown in Figure 3, the operator feeds optical storage disk 42 into imaging dock assembly 30 as a preparatory step to image capture. Digital director software on optical storage disk 42 then prompts the consumer to make some preliminary selections that more precisely identify the event or theme for an image capture session. By way of example, and not of limitation, digital director prompts suited to a birthday theme may prompt the operator to identify age, sex, name, and other information about the person whose birthday is being celebrated. Prompts may appear on touchscreen display 18 of camera 12, as is shown in the example of Figure 4.

Figures 5a-5d show an example sequence with typical screen prompts that help to customize digital director operation, as is described subsequently. Touchscreen buttons 44 accept operator responses that help to tailor the sequence of operations that follow. An on-screen keyboard 46, as shown in Figure 5d, can be used to enable text entry. Alternatively, if the camera is enabled with voice recognition capabilities, spoken words can be converted into text. Captured audio can also be used instead of text or to augment text.

Referring to Figure 9a, there is shown, in conceptual form, an electronic storyboard 70, which is generated as a result of these initial preparation steps. Like its well-known equivalent in movie production, electronic storyboard 70 specifies an ordered arrangement of image sequences. This can include

graphics 54 and title text 68 as well as planned segments 76, which are allotted for captured image sequences 64 when these are obtained. Transitions 66 are also provided between captured image sequences 64. These transitions may be fades, graphics, segues, or other scene transitions, using any of the techniques described in U.S. Patent No. 6,292,219, listed above or other familiar transitional mechanisms between captured image sequences 64.

Electronic storyboard 70 as shown in Figure 9a is highly conceptual. In practice, any number of methods could be used for arranging captured image sequences 64 beforehand. However, Figure 9a shows the basic principles: a plan is generated for incorporating captured image sequences with pre-stored images and special effects loaded as part of the digital director data. In a simple embodiment, electronic storyboard 70 may be provided automatically, without the option to customize beforehand. However, in the more elaborate embodiment shown with reference to Figures 5a-5d, electronic storyboard 70 is customized, based on subject profile data entered by the operator.

Image sequences, as the term is used in the present application, could be either motion or still images. As is well known, still images, if produced as part of a motion picture presentation, are simply repeated in multiple frames. Additionally, still images may be presented in a pseudo motion manner such as that popularized by director Ken Burns in presentations such as "The Civil War," where the still image is slowly zoomed and panned to enhance its visual interest

Operating Sequence -- Operator Instructions from the Digital Director

Figures 6a through 6o show an example sequence by which the digital director software guides the operator through individual image capture operations for obtaining image sequences that complete electronic storyboard 70.

Referring to Figure 6a, display 18 provides instructions 48 and optional hints 50 to the operator. These may include requests for different types of captured images as well as tips for use of the camera and for lighting and other environmental conditions. As shown in Figure 6b, digital director may also provide messages 52 that give the operator various options for the image capture sequence. As shown in Figure 6c, added graphics 54 may also be suggested and provided for operator approval. A still image 56 may be inserted as one type of

image sequence if accepted by the operator, as is shown in Figure 6f. Graphic editing options 58 may also be provided, as is shown in the example of Figure 6g.

The display examples shown in Figures 6h, 6i, and 6j show a “video karaoke” sequence that can be inserted. Using this feature, an operator follows instructions 48, which may provide branching options, as shown in the example of Figure 6h. As shown in Figure 6i, a sequence prompt 60 allows the operator to indicate when to begin capture of the video karaoke sequence. At this point, for example, the operator may wish to set camera 12 on stand 38, as is shown in Figure 7, and join in on the fun. Display 18 may then show the actual scene as a song or other sequence is performed or may simply display graphics 54, as shown in Figure 6j. During the karaoke sequence, an animated prompt 62 may display to guide participants through the text in an enjoyable manner. The output of the camera may be connected to a television so that the text is more legible. The captured video may or may not be displayed during this sequence.

Figures 6l, 6m, and 6n show various text graphics 54 added to scene content as it is captured and displayed on display 18. This example sequence is then completed with graphics 54 added to final scene content, as is shown in Figure 6p. To enhance the visual interest, it is preferred that the text graphics 54 move and/or change appearance as it is displayed, instead of being static. For example, in Figure 6p, the text “The End” can slowly fade in, the candles on the cake can flicker, and the balloons can slowly spin, and then “pop” at the end of the scene.

#### Completing Electronic Storyboard 70

Figure 9b shows the results of image capture and processing, in concept, according to instructions as shown in the example of Figures 6a-6p. With reference back to Figure 9a, electronic storyboard 70 is effectively transformed into a presentation 72 with captured image sequences 64 arranged in the order specified by electronic storyboard 70. Of course, operator responses during image capture may change electronic storyboard 70 dynamically; however, electronic storyboard 70 as initially created provides at least some structure for the prompt sequence and operation of imaging apparatus 10. Note also that image

sequences captured by the user were not necessarily captured in the order presented on electronic storyboard 70.

Referring to Figure 8, a summary of steps carried out by control logic processing circuitry in imaging apparatus 10 for completing electronic storyboard 70 is shown. In an initiation step 100, the operator loads programmed instructions and, optionally, image content, and begins. In an optional prompt step 110, the operator is prompted for profile information on the subject to be filmed, as was shown in the example of Figure 5a. In an assemble storyboard step 120, imaging apparatus 10 prepares electronic storyboard 70 or its equivalent. In an image capture step 130, the operator is prompted to film an image sequence, which may be a still or motion image, as is described above. A test step 140 determines if all needed image sequences for completing electronic storyboard 70 have been obtained and causes image capture step 130 to be repeated as necessary. Once this is true, an assembly step 150 processes the obtained image sequences and arranges them in the order assigned by electronic storyboard 70, forming presentation 72 thereby.

During the assembly step 150, transitions between image sequences can use segues supplied as part of the digital director software, as described commonly assigned U.S. Patent No. 6,292,219 (Fredlund et al.), the disclosure of which is incorporated herein by reference. Appropriate segues can be automatically chosen by the digital director to match the theme and to match the image sequences which begin and end at this particular transition.

Alternatively, a partial completion of storyboard 70 may be used to for presentation 72, or a final editing step (not shown) can be provided for the user to approve and/or remove segments. A further embodiment allows the user to assign previously captured image sequences to storyboard 70, so that the user is not limited to use of image sequences captured under the guidance of digital director to create final presentation 72. Finally, in a recording step 160, imaging apparatus 10 writes presentation 72 onto a recording medium. In one embodiment, this is a DVD. This may be an unused, blank DVD or, optionally, the same DVD originally used to load programmed instructions in initiation step 100.

Note that in an alternative embodiment, a control logic processor for executing the pre-programmed instructions and for arranging the playback of the presentation from the plurality of the captured image sequences stored in said random-access electronic memory according to said operator responses may not  
5 be in the camera. This function may be executed downstream of imaging apparatus 10 in a writer or computer (not shown).

#### Special Effects

Numerous special effects can be employed for further customization of presentation 72. These include, for example, slow motion,  
10 accelerated motion, auto-rotoscope, programmable time-lapse, time-reversal, image mirroring, and geometric distortion. Special effects can be applied at the time of image sequence capture or during final processing in preparing presentation 72. These effects are provided as part of the digital director software and can be automatically used for particular sequences. For example, an sequence  
15 of the "birthday boy" blowing out the candles on his birthday cake can be shown in the slow-motion "forward" (e.g. normal) direction, and then shown in the slow-motion "backward" direction, so that it appears that the candles are magically re-lighted. Similarly, by using "time-reversal," gifts can be re-wrapped and cakes can be re-assembled from cut pieces.

20 Graphic templates may be provided for one or more image sequences, for both still and motion pictures. Templates may include decorative or thematic borders and could be populated with still or motion images using "drag and drop" or other suitable user interface techniques. A template could also allow display of multiple images at one time. Templates may also be used to  
25 create multiple still image formats for generating printed output, such as photographic quality prints, album pages, calendar pages, index prints, photo books, cards, invitations and the like, or for digital slide shows. Other graphic content, such as avatars and overlays, could also be used.

Auxiliary sound clips could also be added, including sound clips  
30 provided with digital director media. Using auxiliary sound clips, for example, laugh tracks, music, sound effects, and other audio content could be mixed in with, or replace, audio content obtained during filming.

As can be seen from the above description, the digital director takes advantage of the capabilities afforded by digital image capture and random-access storage of image sequences and allows effective use of imaging tools disclosed in both U.S. Patent Nos. 6,292,219 and 5,477,264, while adding prompt/response sequences and automatic assembly of image sequences that both customize and simplify the image capture process. Digital director capability can be effectively used to guide a relatively unskilled operator through the sequence of steps necessary to produce a pleasing and effective theme- or event-based video presentation. The digital director frees the operator from timing and sequencing concerns when obtaining image sequences, allowing the operator to concentrate on one sequence at a time. By arranging the image content according to an electronic storyboard and adding transitional and special effects graphics element, the digital director helps to provide an amateur camera user with an output that has the advantages and appearance of being professionally edited. In some embodiments, the operator can immediately review the sequence that has just been captured along with any special effects, text graphics, etc. that will be used in the final presentation. If the final sequence is not visually pleasing, the operator can immediately recapture a new sequence while the subjects being photographed are still available.

20 Second embodiment – Music video script

In a second embodiment, a music video is used as the script to enable the user to produce a compelling program. The digital video camera is provided with digital director programmed instructions in the form of an audio soundtrack (a popular song, for example) a video track (such as music video scenes, for example) and a control track that provides instructions for video frame compositing and pseudo-camera movements. The audio soundtrack is played back as new video sequences are captured, so that the filmed subjects can act in time to the music. The captured live video is then combined with the video track to produce a new video sequence that includes both live images and the music video scenes provided by the digital director.

In a preferred embodiment, the live images are captured with the subjects moving in front of a stationary background, allowing an alternate

background to be added once the live images have been obtained. For this type of image processing, one or more initial images of background content only are first obtained and stored. This allows the background to be subsequently masked and replaced by a different moving background sequence provided by the video track, as described in commonly-assigned U.S. Patent No. 5,914,748 (Parulski et al.), the disclosure of which is incorporated herein by reference.

The basic example series of image frames shown in Figures 10a-10g show how compositing of image frames 80 can be performed. A background image 82 is first obtained from the camera 12 position as shown in Figure 10a. A stored image 84, loaded for the digital director, provides the background desired for the edited music video sequence, as shown in Figure 10b. As is shown in Figure 10c, one or more subjects 86 are then captured, against the same background of Figure 10a. Following capture of subjects 86, image capture and recording apparatus 14 (Figure 1) then replaces background image 82 with stored image 84, with masking techniques applied to subjects 86, thereby forming a composited image 88, as is shown in Figure 10d. Alternatively, a user captured image sequence can be used to replace background image 82. However, the final composite image 88 may not be as convincing. Figures 10e, 10f, and 10g show a zoom sequence executed on composited image 88 by image capture and recording apparatus 14.

In a preferred embodiment, the control track provided by the digital director defines the way in which the foreground live image is composited into the background video track. The control track can include camera 12 control information that defines the camera 12 motion (such as zooming, panning, and rotation) of the background video track. This enables the same camera 12 motion to be digitally simulated in the live camera 12 image. For example, during a particular sequence, the background video can slowly pan to the left while zooming in. Using this technique, camera 12 itself can be stationary during the capture of the music video sequence, unchanged with respect to actual zoom position and other settings. The control track enables the digital video sequence captured by camera 12 to be digitally manipulated within image capture and processing apparatus 14 itself, thereby producing an apparent pan and zoom

sequence. Thus, without requiring sophisticated camera 12 controls or capture techniques, the digital director enables a visually interesting and realistic sequence to be produced.

Referring to the flow chart of Figure 11 and to the series of display prompts in Figures 12a-12e, there is shown an example sequence of steps for capturing a music video based scripted program according to this embodiment of the present invention. A transfer step 200, initiated by a user selection for example, loads music audio to image capture and recording apparatus 14. A selection step 202, described in more detail subsequently, specifies a particular tune for playback during image capture. The camera 12 operator is provided with the procedures for setup in a setup instruction step 204. Camera 12 then captures background image 82 in a background capture step 206. With subjects 86 in place, a content capture step 208 is executed, obtaining images of subjects 86 singing to the music. Following capture of this image content, image capture and recording apparatus 14 performs a number of processing steps. Each subject 86 is extracted from the actual background image during a background extraction step 210. Panning, zoom, and other camera 12 effects are simulated in a simulation step 212. Each subject 86 is then combined with stored image 84 in a compositing step 214. Audio is added in a mixing step 216. The compositing step can include interspersing various background segments, provided as part of the digital director software, with the composite image segments. For the example shown in Figure 10a-10g, these background segments can show close-ups of the oars dipping in the water, the sun reflecting off the water, fish swimming in the water, etc. The final video production can then be recorded onto a suitable video storage medium, including a DVD provided with digital director software and content, for example.

Display 18 of camera 12 provides prompts and allows operator selections to support the image capture portions of the sequence described with reference to Figure 11. Figure 12a shows a selection prompt 90 for operator specification of song and overall theme, with a song selection button 92a for song selection and a theme selection button 92b for theme selection. Figure 12b shows a song selection menu 94a that displays when the operator presses song selection button 92a in Figure 12a. Figure 12c shows a theme selection menu 94b that

displays when the operator presses theme selection button 92b in Figure 12a. Figure 12d shows an initiation prompt 96 for beginning the music video sequence with setup instruction step 204 and following steps of Figure 11. Figure 12e shows a lyrics prompt 98 that appears on display 18 during capture of the music video. Composited image 88 might be displayed dynamically, as is shown in Figure 12e. Alternately, display 18 may simply show subjects 86 as they are being captured, before image frame composition or display 18 may be limited to display of lyrics alone

The timing chart of Figure 13 shows the temporal relationship of stored audio, shown as an audio file 170 in MP3 format, for example, with a stored background video sequence 172 and user video sequences 174. Based on a digital storyboard technique, the digital director generates a composited video sequence 176 that has segments showing background image segments 82 interspersed with composited image segments 88.

The result is a “personalized” music video, produced by the user and featuring a selected song, with one or more subjects 86 suitably featured as the “stars.” The live scene is captured as the actors perform in accordance with the song, and the composited video images are stored in synchronization with the song.

### 20 Third Embodiment – Humorous or Topical Scripted Sequence

In a third embodiment, a random playback humorous scripted program or other topical sequence is produced. In this embodiment, the digital director provides instructions to the user to capture images of a number of participants. The participants are asked to answer a group of questions or to perform a group of actions in response to visual or audio prompts from camera 12 or, more generally, from image capture and recording apparatus 14. The image of the participant is then captured while answering the questions and performing the actions as instructed. Each participant response segment is then available for playback by the digital director, controlled by a script.

30 The display sequence of Figures 14a-14c shows a simple example of a humorous sequence. As shown in Figure 14a, one or more suggestion prompts 180 may be posted to display 18, suggesting a scripted sequence. The

operator can accept the displayed sequence or select a different sequence. A series of prompts and instructions follows, as has been described with reference to the embodiments described above. In Figure 14b, subject 86 is posed a question or directed to execute an action. The response of subject 86 is recorded for playback, under control of the script that is selected. For example, in Figure 14c, video playback appears on display 18 of camera 12 itself. The context of the original question may be changed as shown, for example, for humorous effect. Example questions can elicit, for example, names of favorite foods, drinks, sports teams, activities, historical facts, and the like, for example. Prompted actions may include facial distortions, for example. Captured segments can be played back with interspersed narration. Special effects could be used, such as replay in the form of a news program, old movie, news reel, and the like, for example.

Figures 15a-15d show another example using a humorous scripted sequence. After an affirmative response to suggestion prompts 180 in Figure 15a, images of various subjects 86 are captured and graphics added during image compositing, such as thought bubbles 182 shown in Figures 15b, 15c, and 15d, for example. These thought bubbles can be static text, or can be transparent graphic overlays that slowly become more visible.

Numerous other approaches could be used for execution of a script using the digital director. Editing, randomization, repetition, action reversal or "rewinding," and similar effects can be utilized to generate a suitable, compelling story line. More complex scripts could be employed, involving several subjects 86 in different scenes of a story, such as a fairy tale, for example. The digital director utility could be used, for example, to generate a scripted tribute or greeting card, for example. Video sequences obtained using the digital director could be stored on various types of storage media, printed, and transferred to other display apparatus, for example.

The digital director software can be provided as a computer program product. A computer program product can include one or more storage medium, for example; magnetic storage media such as magnetic disk (such as a floppy disk) or magnetic tape; optical storage media such as optical disk, optical tape, or machine readable bar code; solid-state electronic storage devices such as

random access memory (RAM), or read-only memory (ROM), or obtained via a communications link such as connection to a website via the Internet; or any other physical device or media employed to store a computer program having instructions for practicing a method according to the present invention.

5                   Imaging apparatus 10 may have any number of different arrangements of the basic components necessary for implementing digital director functions. Read and write capability could be executed using a number of different media types and wired or wireless communication mechanisms.

10                   Thus, what is provided is an apparatus and method for enhancing image output from an electronic imaging device, using real-time instructions and scripted special effects.

**PARTS LIST**

10	imaging apparatus
12	camera
14	image capture and recording apparatus
16	RAM
18	display
20	control logic processor
22	interface circuit
24	input interface section
26	output interface section
28	audio input or playback circuitry
30	imaging dock assembly
32	printer
34	removable storage device
36	operator interface panel
38	stand
40	CD/DVD port
42	optical storage disk
44	touchscreen buttons
46.	keyboard
48	instructions
50	hints
52	messages
54	graphics
56	still image
58	graphic editing options
60	sequence prompt
62	animated prompt
64	captured image sequence
66	transition
68	title text
70	electronic storyboard

72	presentation
76	planned segment
80	image frame
82	background image
84	stored image
86	subject
88	composited image
90	selection prompt
92a	song selection button
92b	theme selection button
94a	song selection menu
94b	theme selection menu
96	initiation prompt
98	lyrics prompt
100	initiation step
110	prompt step
120	assemble storyboard step
130	image capture step
140	test step
150	assembly step
160	recording step
170	audio file
172	stored background video sequence
174	user video sequence
176	composited video sequence
180	suggestion prompt
182	thought bubble
200	transfer step
202	selection step
204	setup instruction step
206	background capture step
208	content capture step

- 210 background extraction step
- 212 simulation step
- 214 compositing step
- 216 mixing step

**CLAIMS:**

1. An image processing system for obtaining a plurality of image sequences and assembling a presentation from the plurality of image sequences, the system comprising:
  - 5 (a) a camera for capturing the plurality of said image sequences;
  - (b) a random-access electronic memory for temporary storage of the plurality of said image sequences;
  - (c) an input reader for accepting pre-programmed  
10 instructions from a first storage medium;
  - (d) a control panel comprising:
    - (i) a display for viewing said image sequences and presenting pre-programmed instructions to the operator; and
    - 15 (ii) an operator interface for accepting operator responses to the pre-programmed instructions; and
  - (e) a control logic processor for executing the pre-programmed instructions and for arranging playback of said presentation from the plurality of said captured image sequences stored in said random-access electronic  
20 memory according to said operator responses;
2. An image processing system as in claim 1 further comprising:
  - (f) an output writer for recording said presentation onto a  
25 second storage medium.
3. An image processing system according to claim 1 further comprising:
  - an output writer for recording said presentation onto said  
30 first storage medium.

4. An image processing system according to claim 1 wherein said operator interface comprises a touch screen.

5. An image processing system according to claim 2 wherein  
5 said second storage medium is an optical medium.

6. An image processing system according to claim 2 wherein  
said second storage medium is a magnetic medium.

10 7. An image processing system according to claim 2 wherein  
said second storage medium is a solid state medium.

8. An image processing system according to claim 1 wherein  
said camera comprises a CCD sensor.

15

9. An image processing system according to claim 1 wherein  
said control panel is part of said camera.

10. An image processing system according to claim 1 wherein  
20 said operator interface comprises a touch screen.

11. An image processing system according to claim 1 further  
comprising an audio recording mechanism.

25 12. An image processing system according to claim 1 further  
comprising an audio playback mechanism.

13. An image processing system according to claim 1 wherein  
the pre-programmed instructions provide a plurality of presentation themes that  
30 can be selected using the operator interface, each presentation theme having  
associated pre-programmed instructions.

14. An image processing system according to claim 13 wherein the pre-programmed instructions for each of the plurality of presentation themes enable graphics corresponding to be selected theme to be selected using the operator interface.

5

15. An image processing system according to claim 1 wherein the pre-programmed instructions enable text corresponding to be selected using the operator interface and enable the selected text to be included in at least one image sequence of the presentation.

10

16. An image processing system according to claim 1 wherein the pre-programmed instructions include a background image sequence and instructions for compositing the background image sequence with a captured image sequence.

15

17. An image processing system according to claim 16 wherein the background image sequence includes camera motion and wherein the pre-programmed instructions further include instructions to enable the control logic processor to simulate the camera motion of the background image sequence in at least one captured image sequence.

20

18. An image processing system according to claim 17 wherein the camera motion includes zooming and panning.

25

19. An image processing system according to claim 1 wherein the pre-programmed instructions further include an audio soundtrack.

30

20. An image processing system according to claim 19 wherein the control logic processor plays back the audio soundtrack while the camera captures at least one image sequence.

21. An image processing system according to claim 20 wherein the pre-programmed instructions further include lyrics for a song provided in the audio soundtrack.

- 5                   22. An image processing system for obtaining a plurality of image sequences and assembling a presentation from the plurality of image sequences, the system comprising:
- (a) a camera for capturing the plurality of said image sequences;
  - 10                   (b) a random-access electronic memory for temporary storage of the plurality of said image sequences;
  - (c) an input reader for accepting pre-programmed instructions from a storage medium;
  - (d) a control panel comprising:
    - 15                   (i) a display for viewing said image sequences and presenting pre-programmed instructions to the operator; and
    - (ii) an operator interface for accepting operator responses to the pre-programmed instructions;
  - 20                   (e) a control logic processor for executing the pre-programmed instructions and for arranging playback of said presentation from the plurality of said captured image sequences stored in said random-access electronic memory according to said operator responses; and
  - 25                   (f) an output writer for recording said presentation onto said storage medium.

23. A portable digital video camera and audio player comprising:
- 30                   a sensor for capturing images;
  - a digital memory for storing a motion video sequence;
  - a digital memory for storing an audio recording;

an audio reproduction mechanism for playing the audio recording; and

wherein a motion video sequence is captured and stored while the audio reproduction means plays back a stored audio recording.

5

24. A portable digital video camera and audio player according to claim 23 further comprising a graphical user interface for selectively enabling the capability to record digital images while playing back an audio file.

10

25. A portable digital video camera and audio player according to claim 23 further comprising a storage component for storing a background image.

15

26. A portable digital video camera and audio player according to claim 23 further comprising a storage component for storing commands for image processing.

20

27. A portable digital video camera and audio player according to claim 23 further comprising a storage component for storing previously recorded video segments.

25

28. A portable digital video camera and audio player according to claim 27 wherein said storage component is read-only.

29. A portable digital video camera and audio player according to claim 27 wherein said storage component is read-write.

30

30. An image processing system for obtaining a plurality of image sequences and assembling a presentation from the plurality of image sequences, the system comprising:

(a) a camera for capturing the plurality of said image sequences;

(b) a random-access electronic memory for temporary storage of the plurality of said image sequences;

(c) an input reader for accepting pre-programmed instructions from a storage medium;

5 (d) a control panel comprising:

(i) a display for viewing said image sequences and presenting pre-programmed instructions to the operator; and

10 (ii) an operator interface for accepting operator responses to the pre-programmed instructions.

31. An image processing system as in claim 30 further comprising:

15 (e) a control logic processor for executing the pre-programmed instructions and for arranging playback of the presentation from the plurality of said captured image sequences stored in said random-access electronic memory according to said operator responses.

20 32. An image processing system as in claim 31 further comprising:

(f) an output writer for recording said presentation.

33. A method for forming a presentation comprising a set of image sequences captured using an electronic camera, the method comprising:

25 (a) obtaining programmed instructions for capturing members of the set of image sequences;

(b) assembling an electronic storyboard, according to the programmed instructions, comprising a plan for the arrangement of said members of the set of image sequences;

30 (c) prompting the camera operator to obtain individual members of said set of said image sequences by displaying operator instructions to the camera operator;

- (d) storing said set of said image sequences in a memory;
- (e) assembling the presentation using said set of said image sequences, according to said electronic storyboard; and
- (f) recording the presentation onto a storage medium.

5

34. A method for forming a presentation according to claim 33 wherein the step of obtaining programmed instructions comprises the step of reading a magnetic medium.

10

35. A method for forming a presentation according to claim 33 wherein the step of obtaining programmed instructions comprises the step of reading an optical medium.

15

36. A method for forming a presentation according to claim 33 wherein the step of obtaining programmed instructions comprises the step of communicating over a network.

20

37. A method for forming a presentation according to claim 33 wherein the step of assembling an electronic storyboard further comprises the step of obtaining operator responses to prompts.

25

38. A method for forming a presentation according to claim 33 further comprising the step of obtaining stored images for use in the presentation.

39. A method for forming a presentation according to claim 33 wherein the step of assembling the presentation further comprises the steps of:

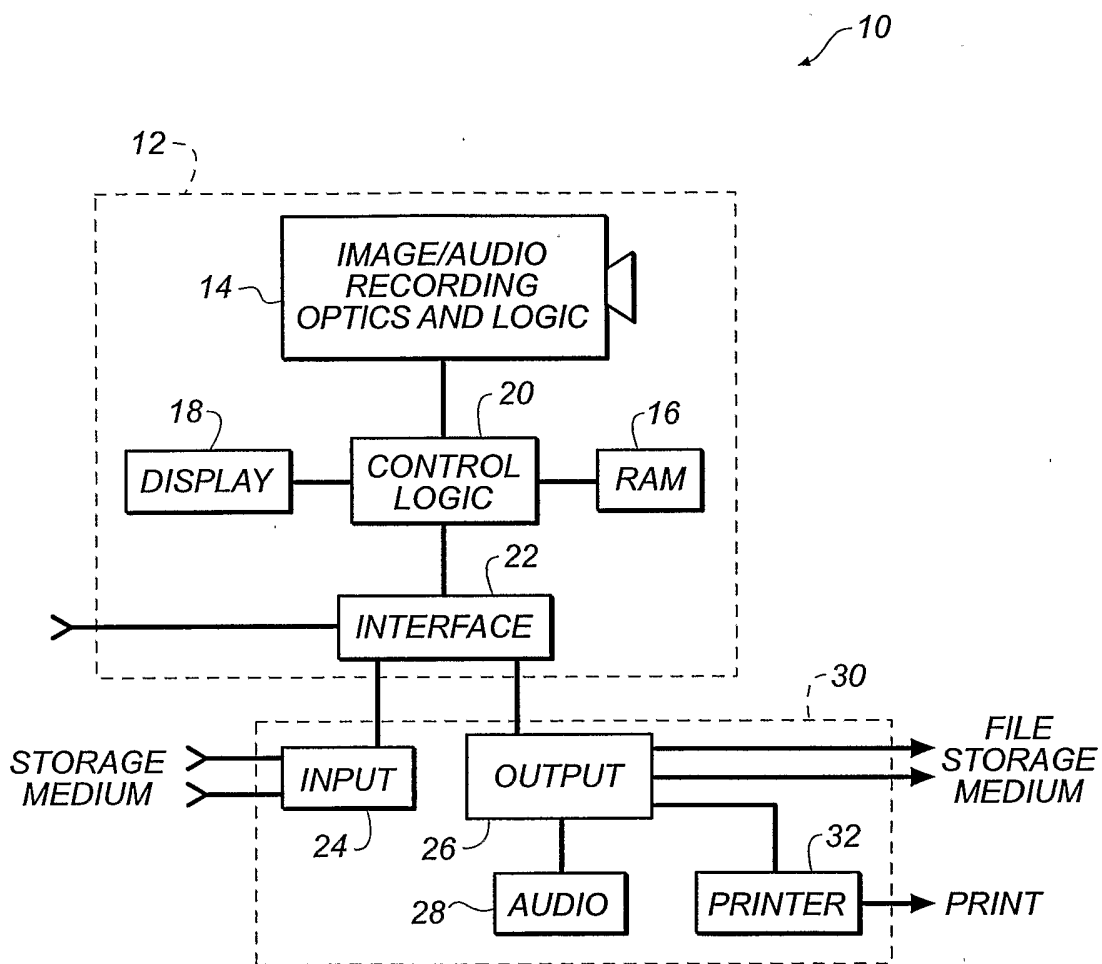
- (a) loading into the memory at least one pre-stored image not obtained from the camera; and

30

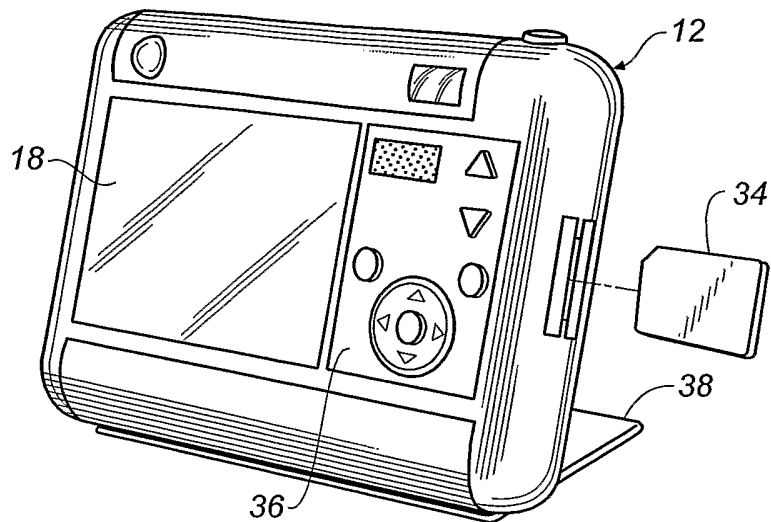
- (b) using said at least one pre-stored image as part of the presentation.

40. An image processing system for obtaining a plurality of image sequences and assembling a presentation from the plurality of image sequences, the system comprising:

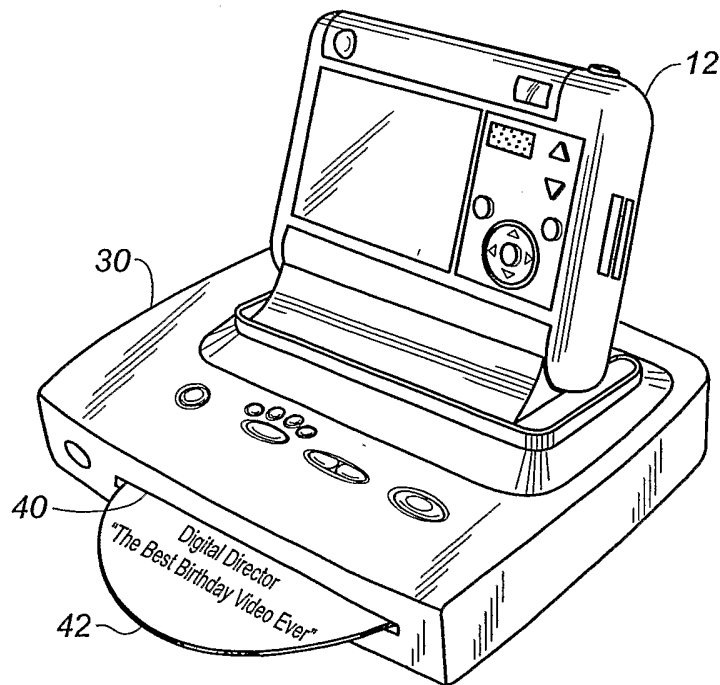
- 5 sequences;
- (a) a camera for capturing the plurality of said image sequences;
- (b) a random-access electronic memory for temporary storage of the plurality of said image sequences;
- (c) an input reader for accepting pre-programmed instructions from a first storage medium;
- 10 (d) a control panel comprising:
- (i) a display for viewing said image sequences and presenting pre-programmed instructions to the operator; and
- (ii) an operator interface for accepting operator responses to the pre-programmed instructions;
- 15 (e) a control logic processor for executing the pre-programmed instructions and for arranging playback of the presentation from the plurality of said captured image sequences stored in said random-access electronic memory according to said operator responses; and
- 20 (f) an output writer for recording the presentation onto a second storage medium.



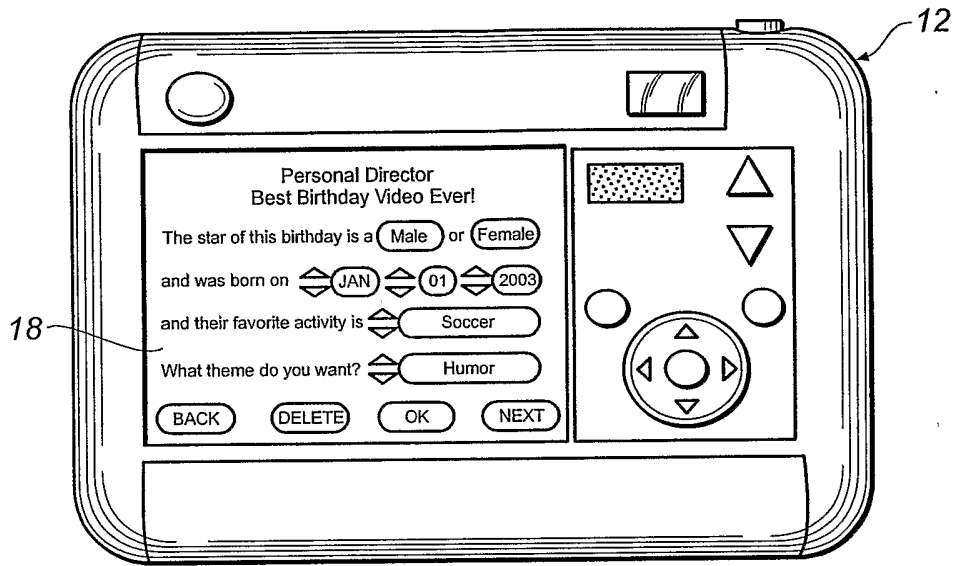
**FIG. 1**



**FIG. 2**



**FIG. 3**



**FIG. 4**

4/21

**FIG. 5a**

Personal Director  
Best Birthday Video Ever!

The star of this birthday is a  Male or  Female

and was born on

and their favorite activity is

What theme do you want?

18

44

**FIG. 5b**

The star of this birthday is a male who was born on September 5<sup>th</sup> 1955 and will be 50 tomorrow September 5<sup>th</sup> 2005. His favorite activity is soccer and the birthday theme you have selected is "Humor."

If this information is correct press "OK." If you would like to change press "BACK."

18

44

**FIG. 5c**

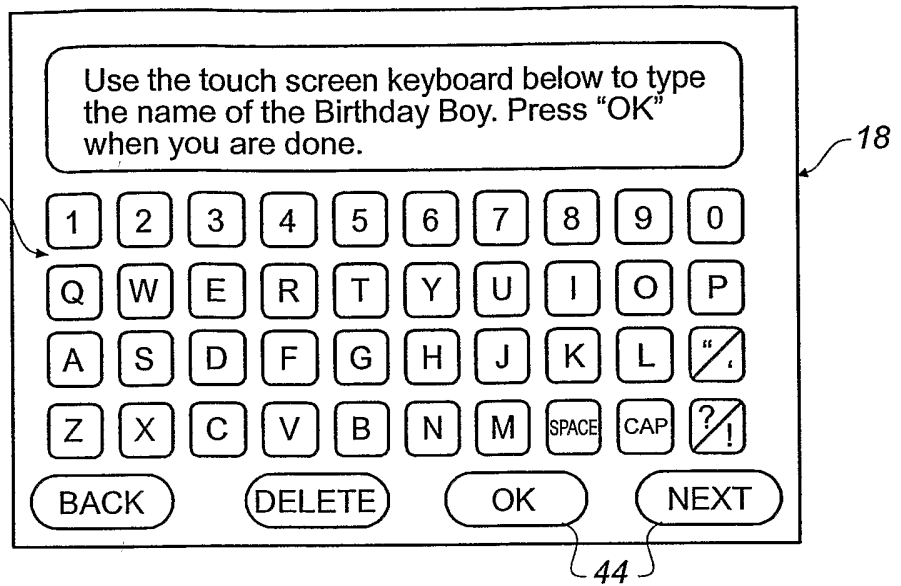
Would you like to tell me the name of the "Birthday Boy?" Press "OK" and I'll get the touch screen keyboard for you. If now is not a good time to do this press "NEXT" and I'll remind you of this step later.

18

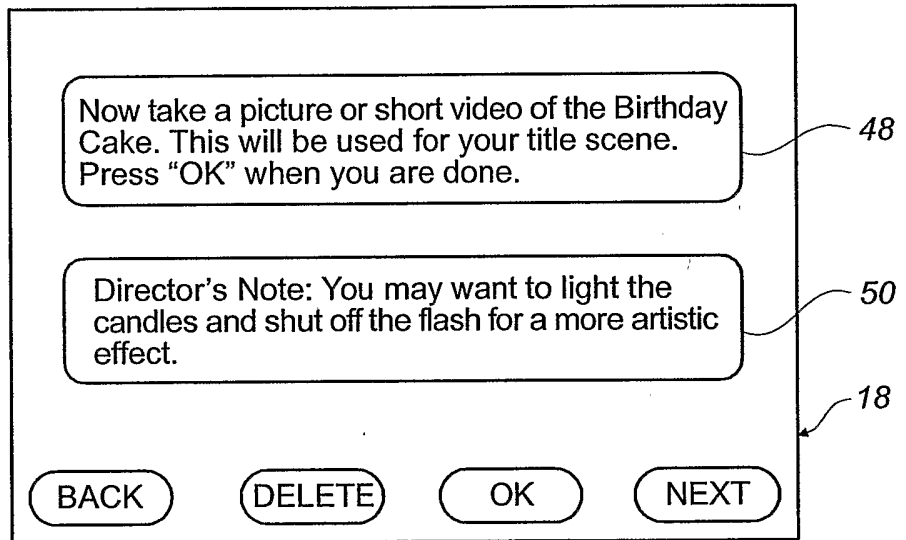
44

5/21

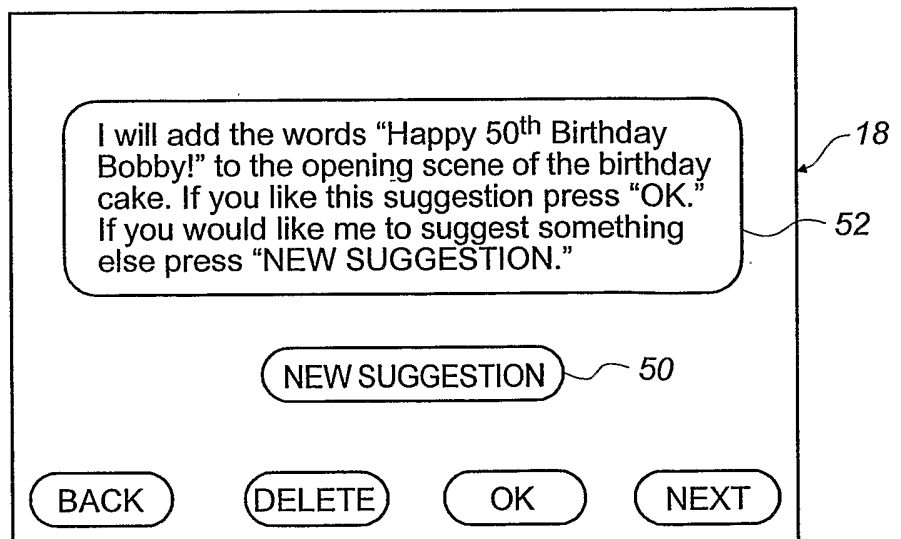
**FIG. 5d**



**FIG. 6a**




**FIG. 6b**

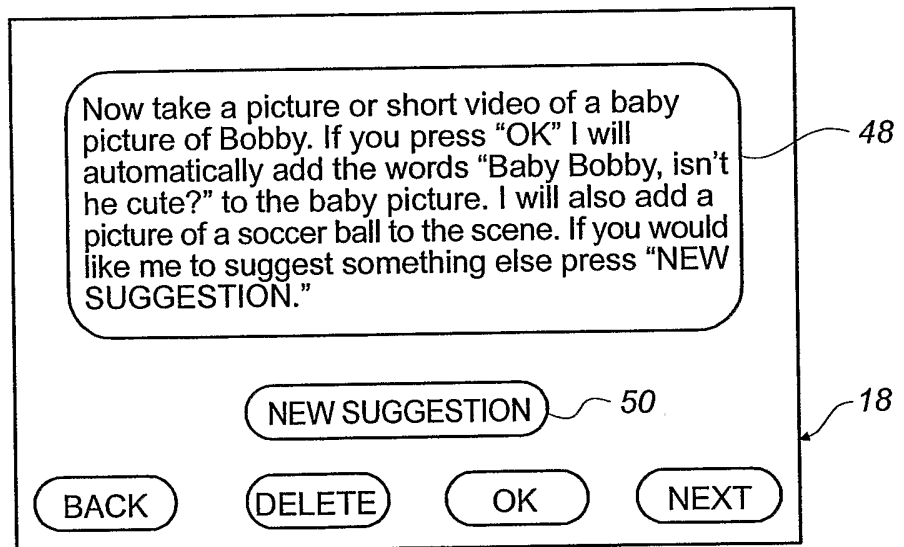


6/21

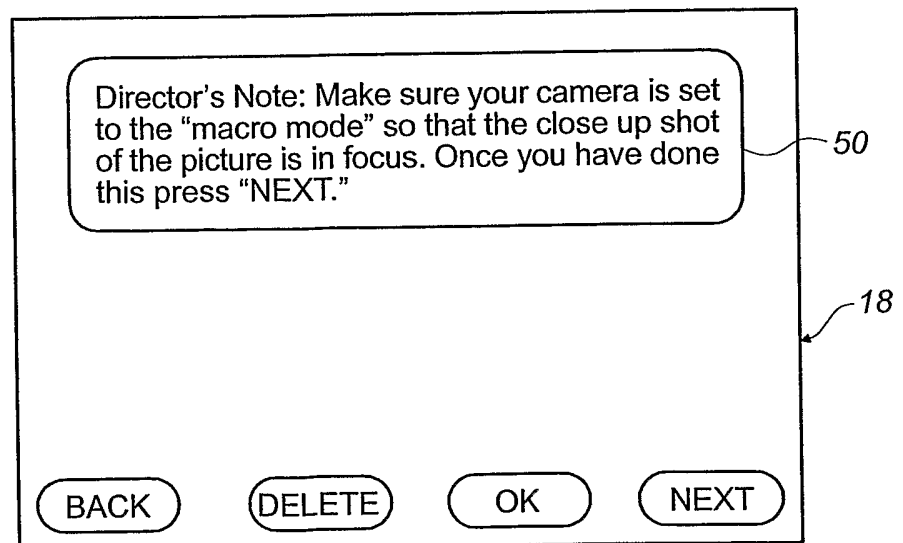
**FIG. 6c**




**FIG. 6d**



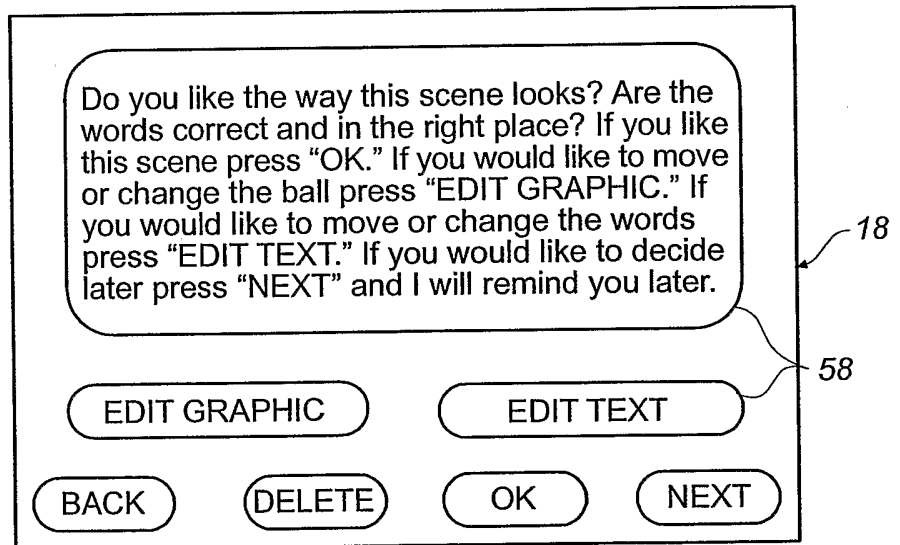
**FIG. 6e**



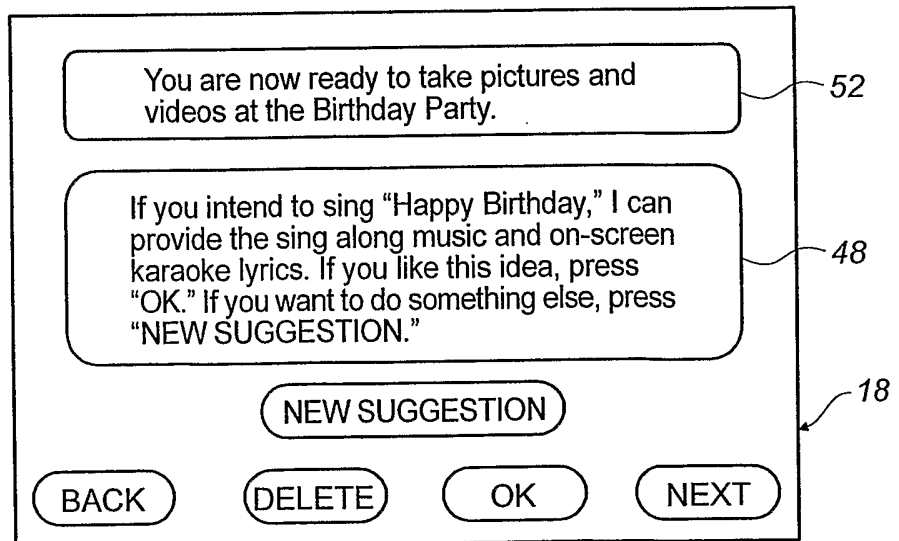
**FIG. 6f**



**FIG. 6g**

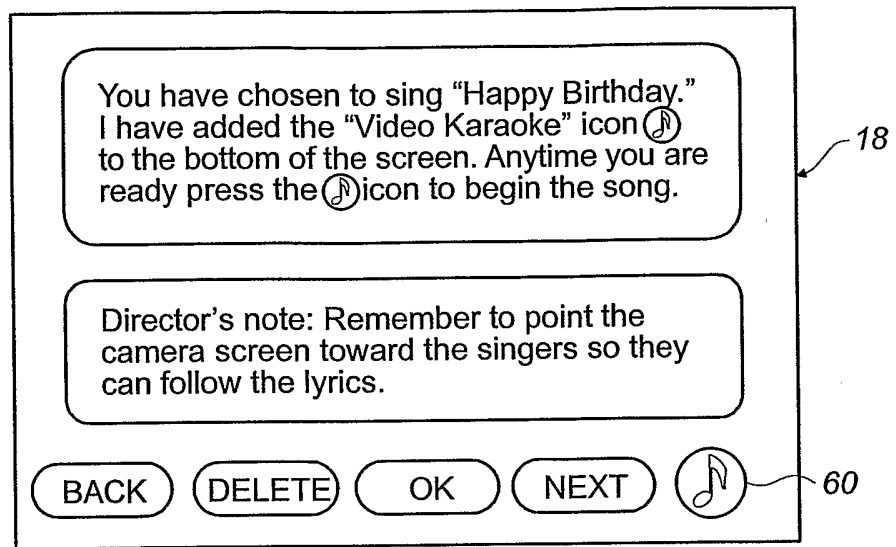


**FIG. 6h**




8/21


**FIG. 6i**



**FIG. 6j**

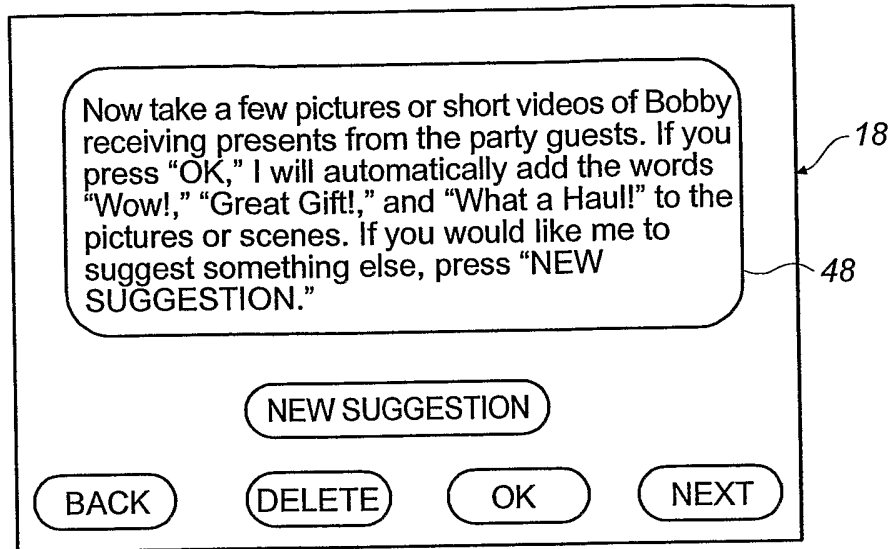


**FIG. 7**



9/21

**FIG. 6k**



**FIG. 6l**



**FIG. 6m**

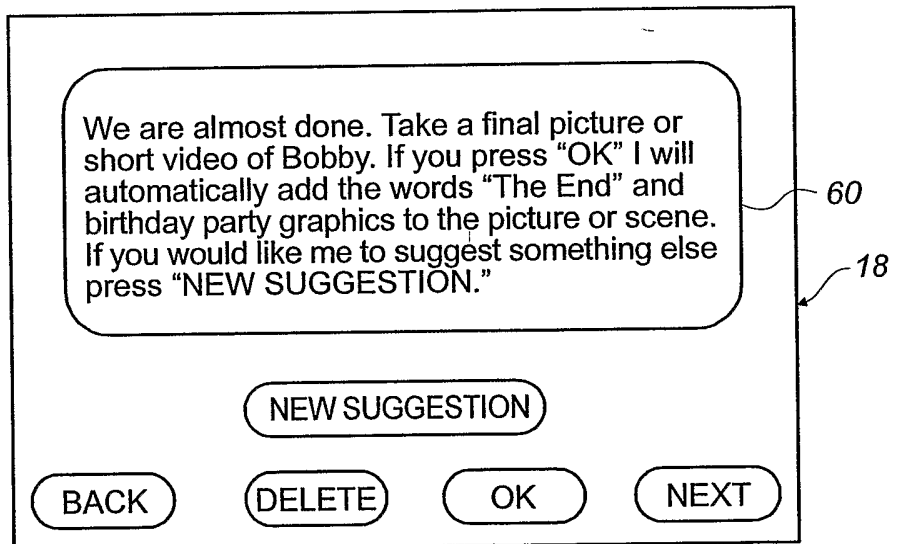


10/21


**FIG. 6n**



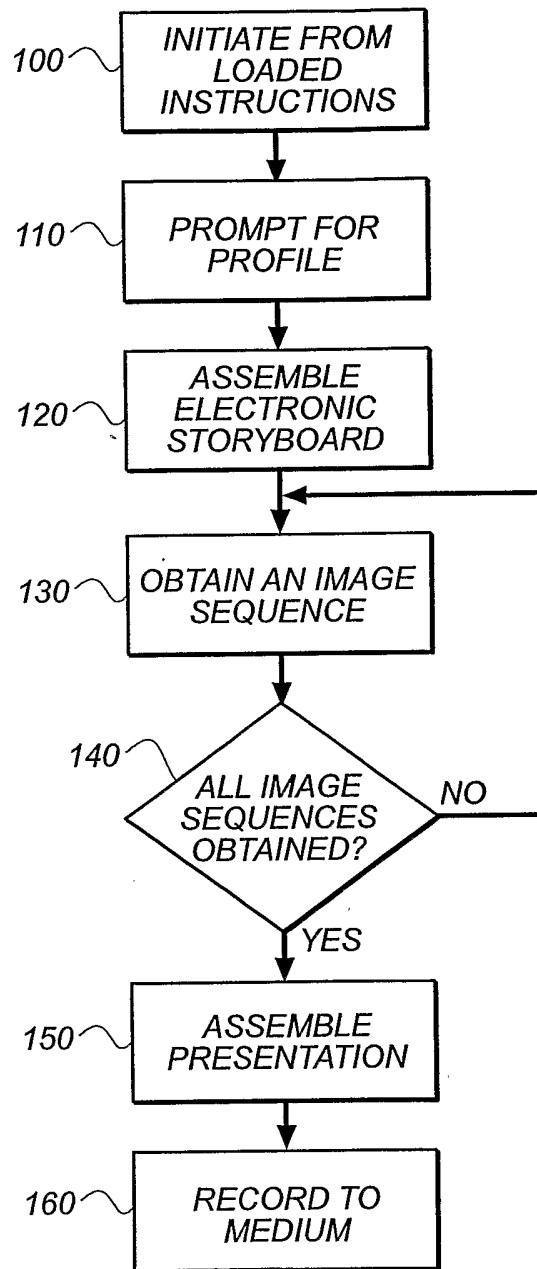
**FIG. 6o**



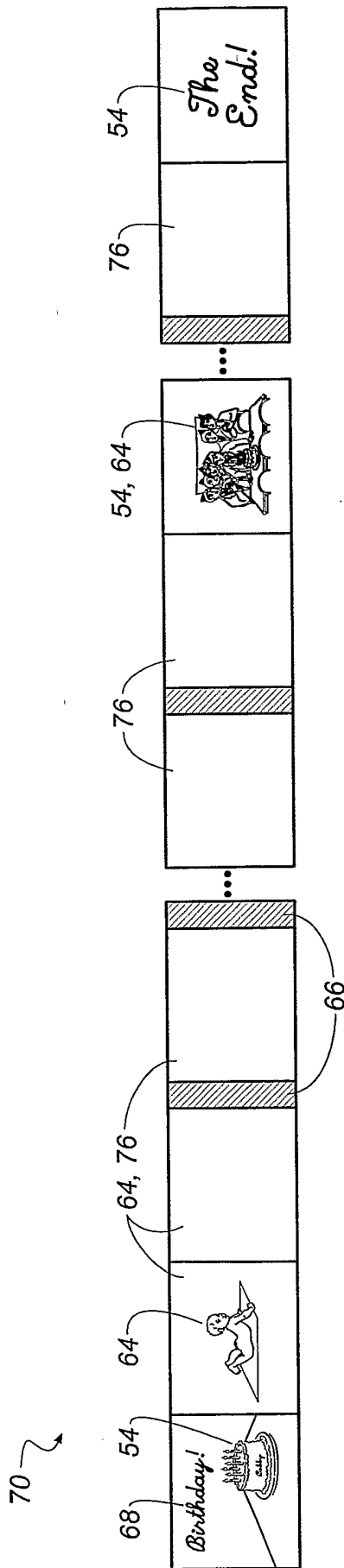
**FIG. 6p**



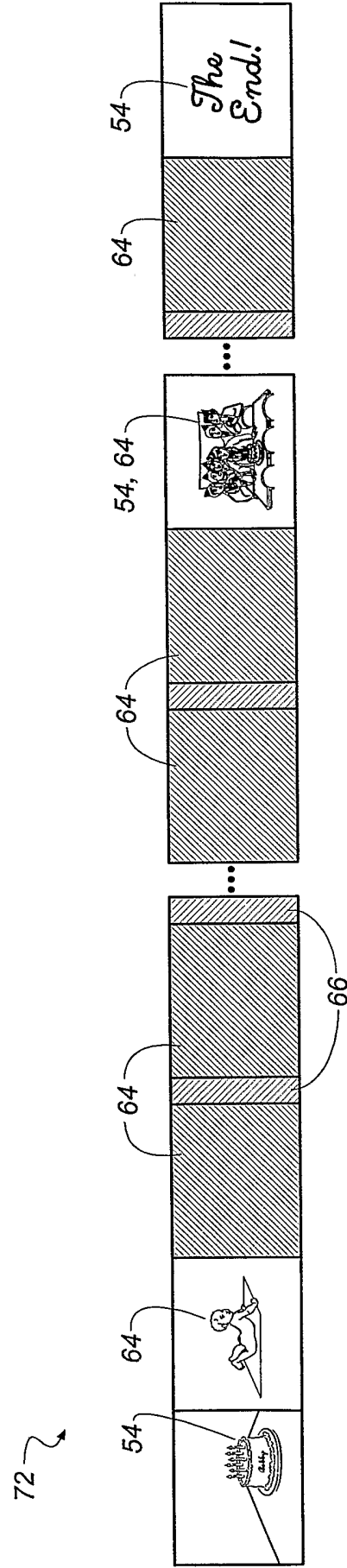
11/21



**FIG. 8**




**FIG. 9a**




**FIG. 9b**

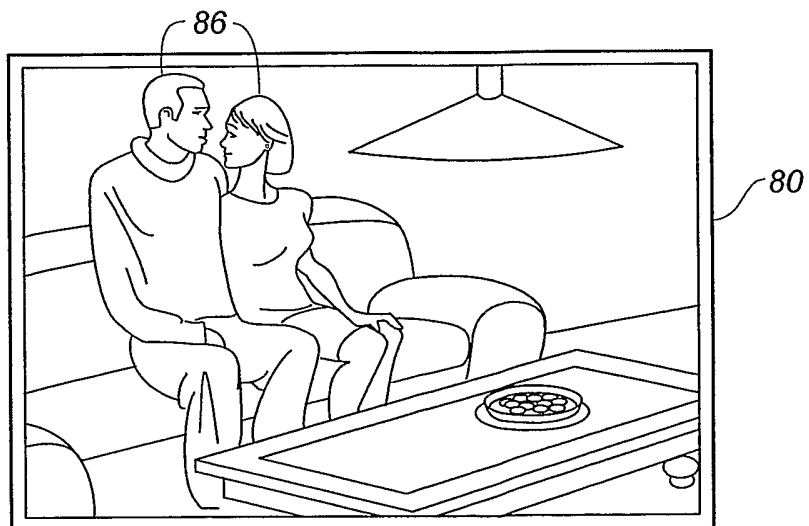
**FIG. 10a**



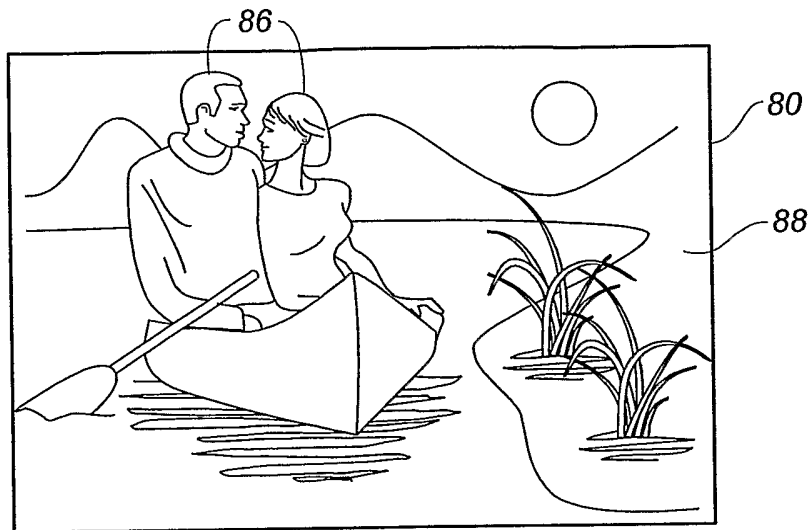
**FIG. 10b**



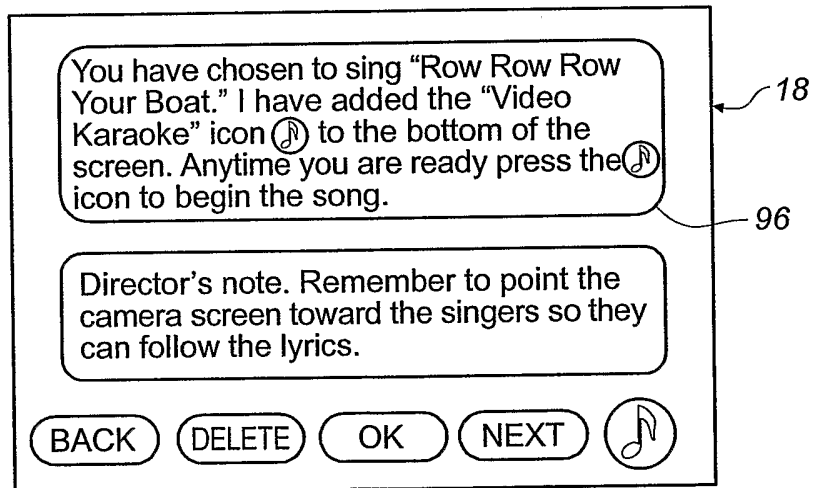
**FIG. 10c**




**FIG. 10d**




**FIG. 12d**




**FIG. 12e**




**FIG. 10e**



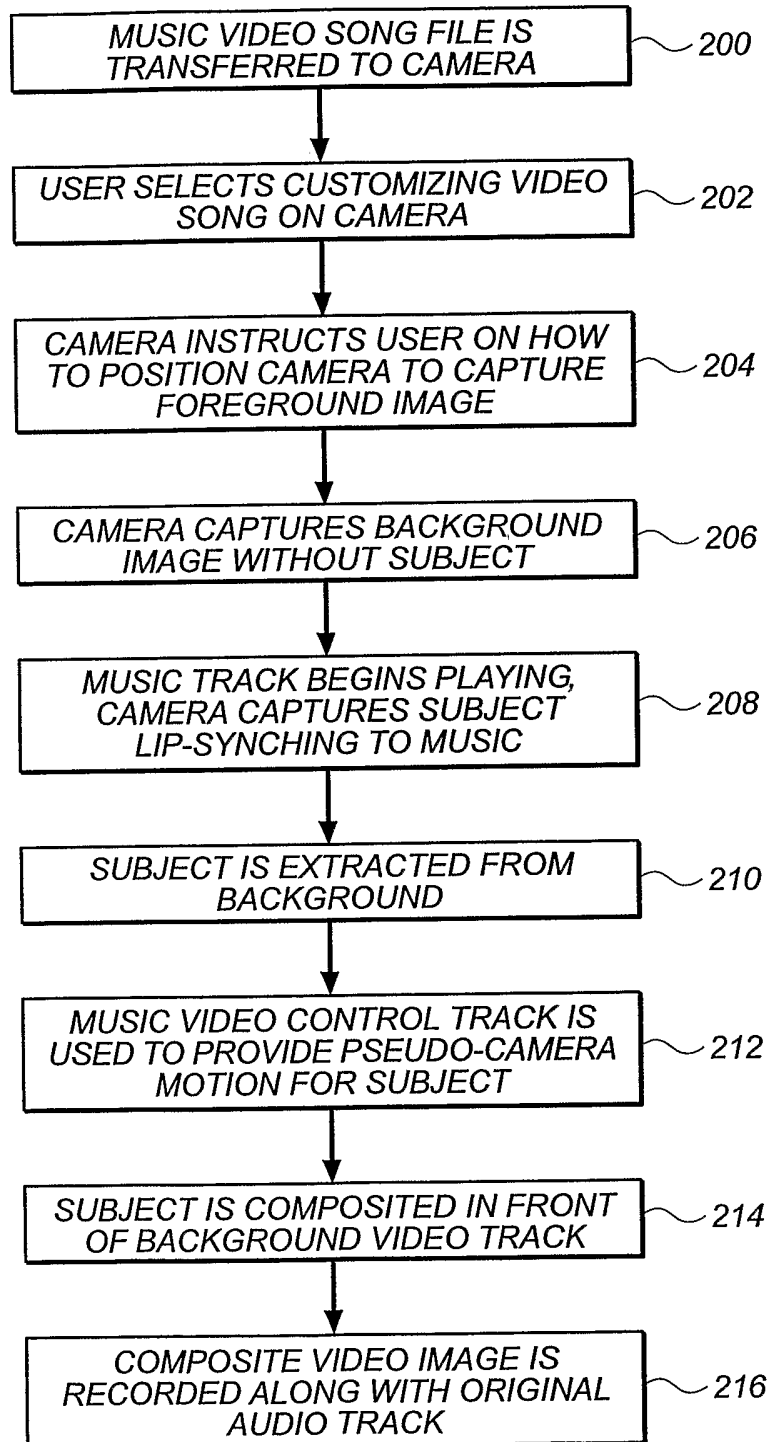
**FIG. 10f**



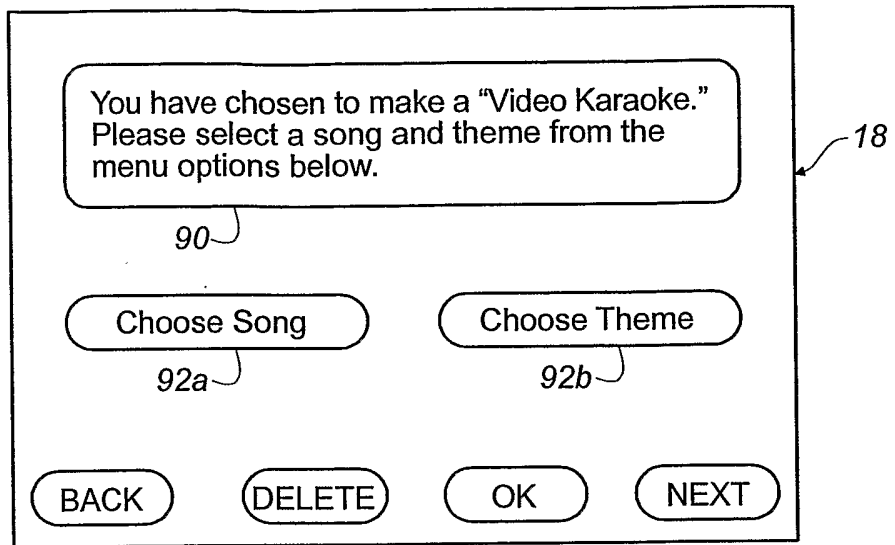
**FIG. 10g**




16/21

**FIG. 11**

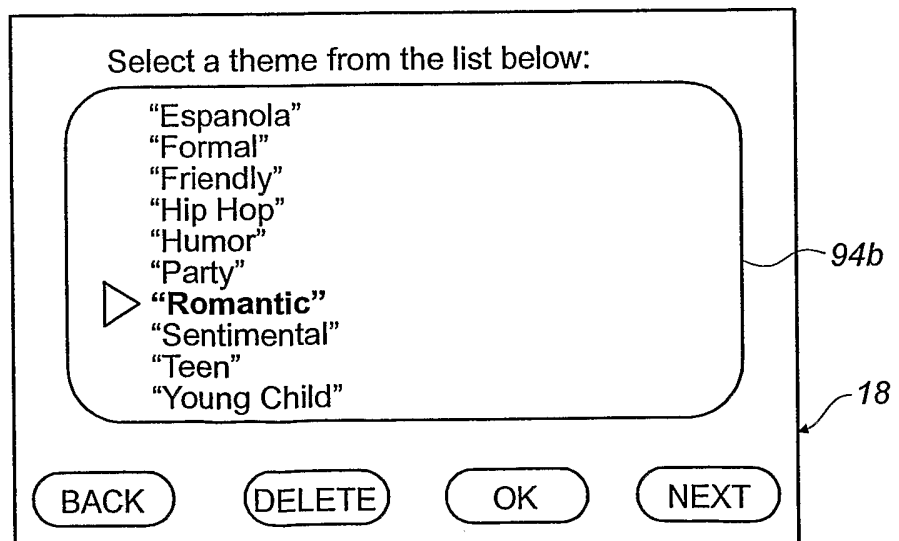
**FIG. 12a**

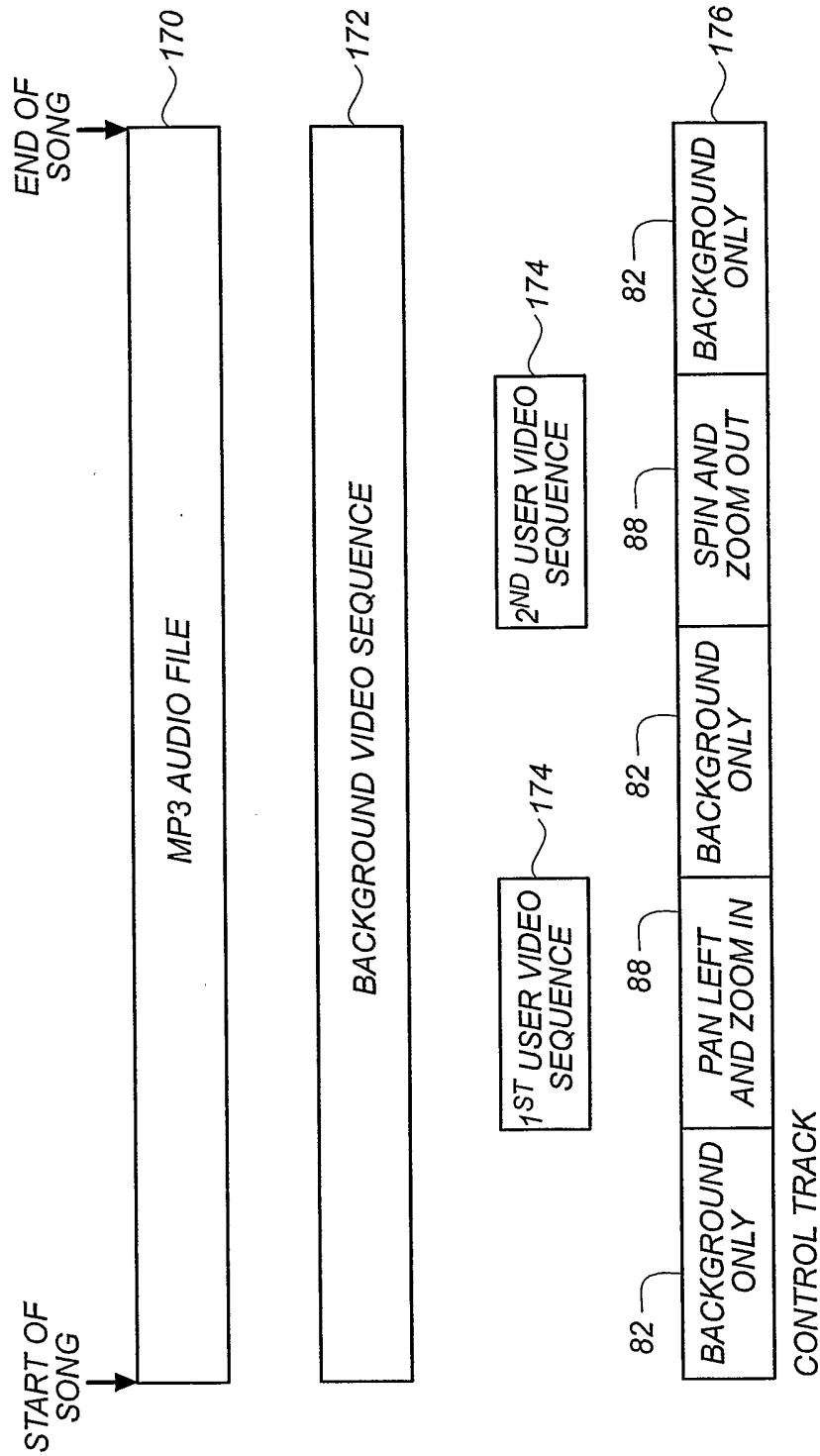


**FIG. 12b**

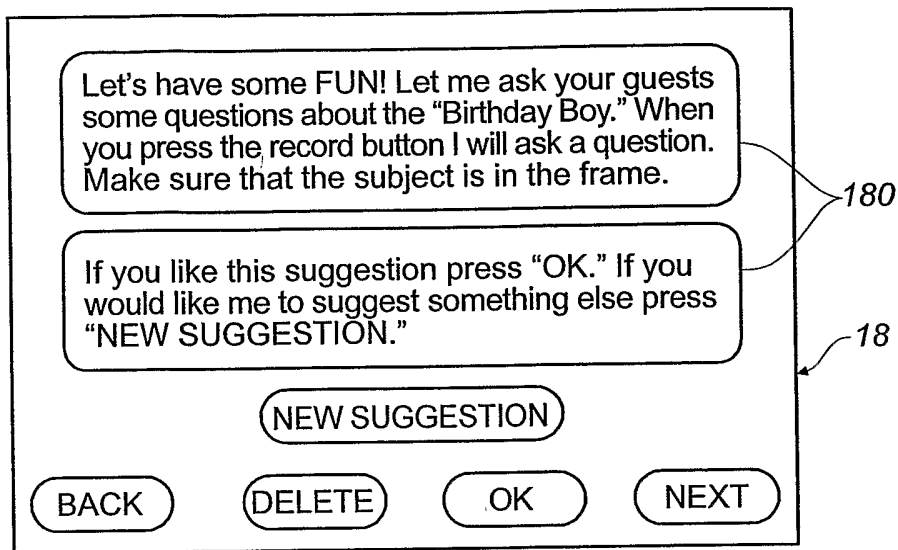


**FIG. 12c**







**FIG. 13**



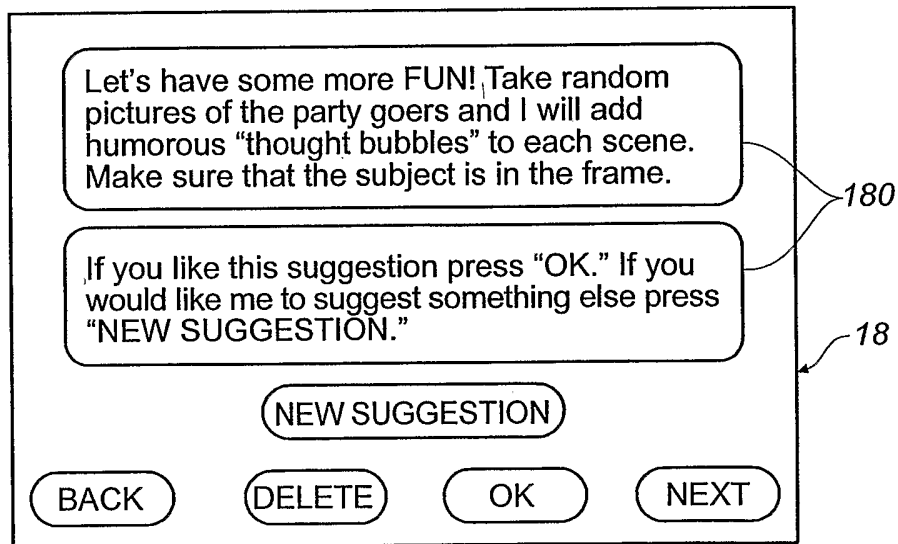
**FIG. 14a**



**FIG. 14b**




**FIG. 14c**




**FIG. 15a**

**FIG. 15b**



**FIG. 15c**



**FIG. 15d**

