



US00D720288S

(12) **United States Design Patent**
Ko

(10) **Patent No.:** **US D720,288 S**

(45) **Date of Patent:** **** Dec. 30, 2014**

- (54) **WIRELESS CHARGING DOCK**
- (71) Applicant: **AmTRAN Technology Co., Ltd**, New Taipei (TW)
- (72) Inventor: **Hui-An Ko**, New Taipei (TW)
- (73) Assignee: **AmTRAN Technology Co., Ltd.**, New Taipei (TW)

D634,707 S *	3/2011	Hosler et al.	D13/108
D669,432 S *	10/2012	Park	D13/108
D672,715 S *	12/2012	Brunner et al.	D13/110
D694,182 S *	11/2013	Lee et al.	D13/108
D696,190 S *	12/2013	Brandtman et al.	D13/108
D707,627 S *	6/2014	Brunner et al.	D13/110
2009/0102419 A1*	4/2009	Gwon et al.	320/108
2014/0184144 A1*	7/2014	Henricksen et al.	320/107

* cited by examiner

Primary Examiner — Rosemary K Tarcza

(74) *Attorney, Agent, or Firm* — Muncy, Geissler, Olds & Lowe, P.C.

- (**) Term: **14 Years**
- (21) Appl. No.: **29/478,483**

- (22) Filed: **Jan. 6, 2014**
- (51) **LOC (10) Cl.** **13-02**
- (52) **U.S. Cl.**
USPC **D13/108**
- (58) **Field of Classification Search**
USPC D13/107–110, 118–119, 184, 199;
D14/251, 253, 432, 434; 320/107–115,
320/137–140
See application file for complete search history.

(57) **CLAIM**

The ornamental design for a “wireless charging dock,” as shown and described.

DESCRIPTION

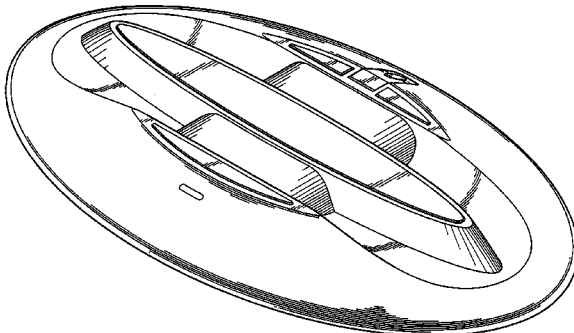
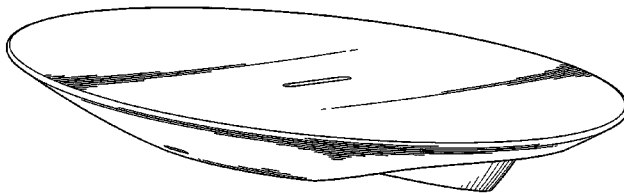
FIG. 1 is a perspective view of wireless charging dock showing our new design;
 FIG. 2 is a front view thereof;
 FIG. 3 is a rear view thereof;
 FIG. 4 is a left side elevational view thereof;
 FIG. 5 is a right side elevational view thereof;
 FIG. 6 is a top view thereof;
 FIG. 7 is a bottom view thereof; and,
 FIG. 8 is a rear perspective view thereof.

1 Claim, 6 Drawing Sheets

(56) **References Cited**

U.S. PATENT DOCUMENTS

D526,973 S *	8/2006	Gates et al.	D13/184
D582,919 S *	12/2008	Liu	D14/434
D611,408 S *	3/2010	Ferber et al.	D13/108
7,710,071 B2 *	5/2010	Elizalde Rodarte	320/115
7,839,120 B2 *	11/2010	Elizalde Rodarte	320/115



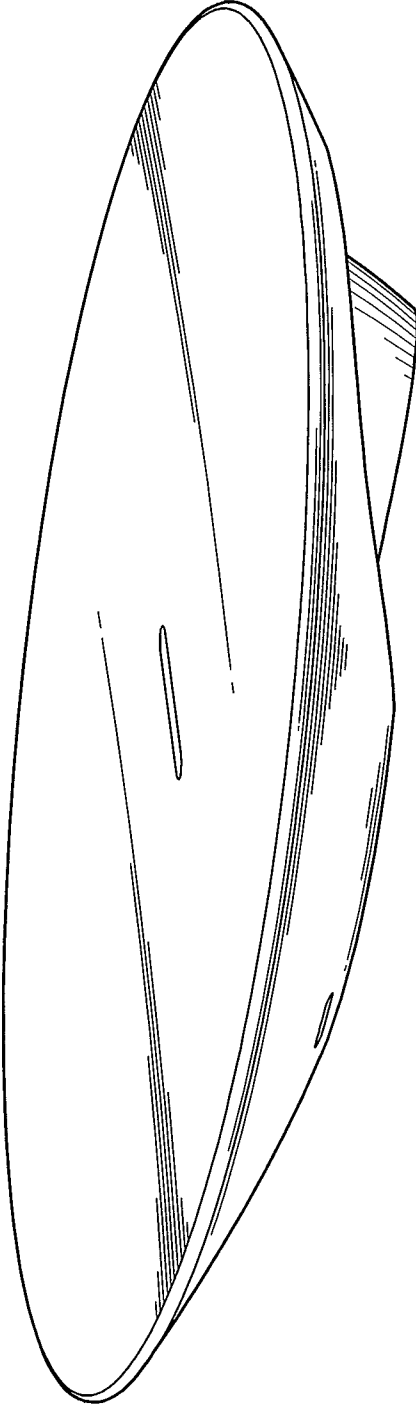


FIG. 1

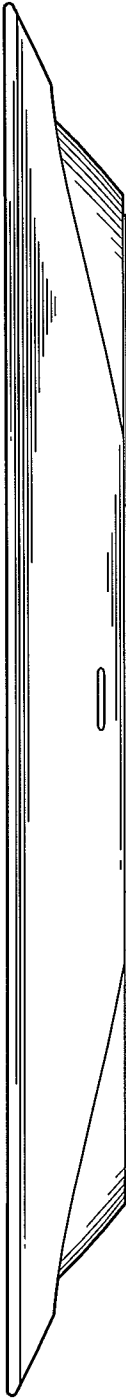


FIG. 2

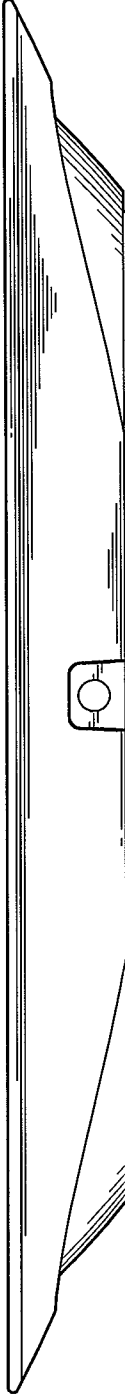


FIG. 3




FIG. 4

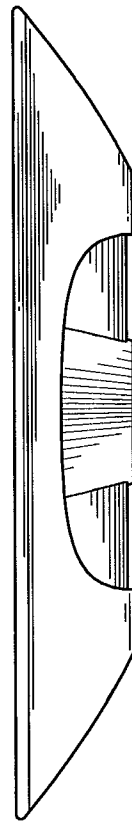


FIG. 5

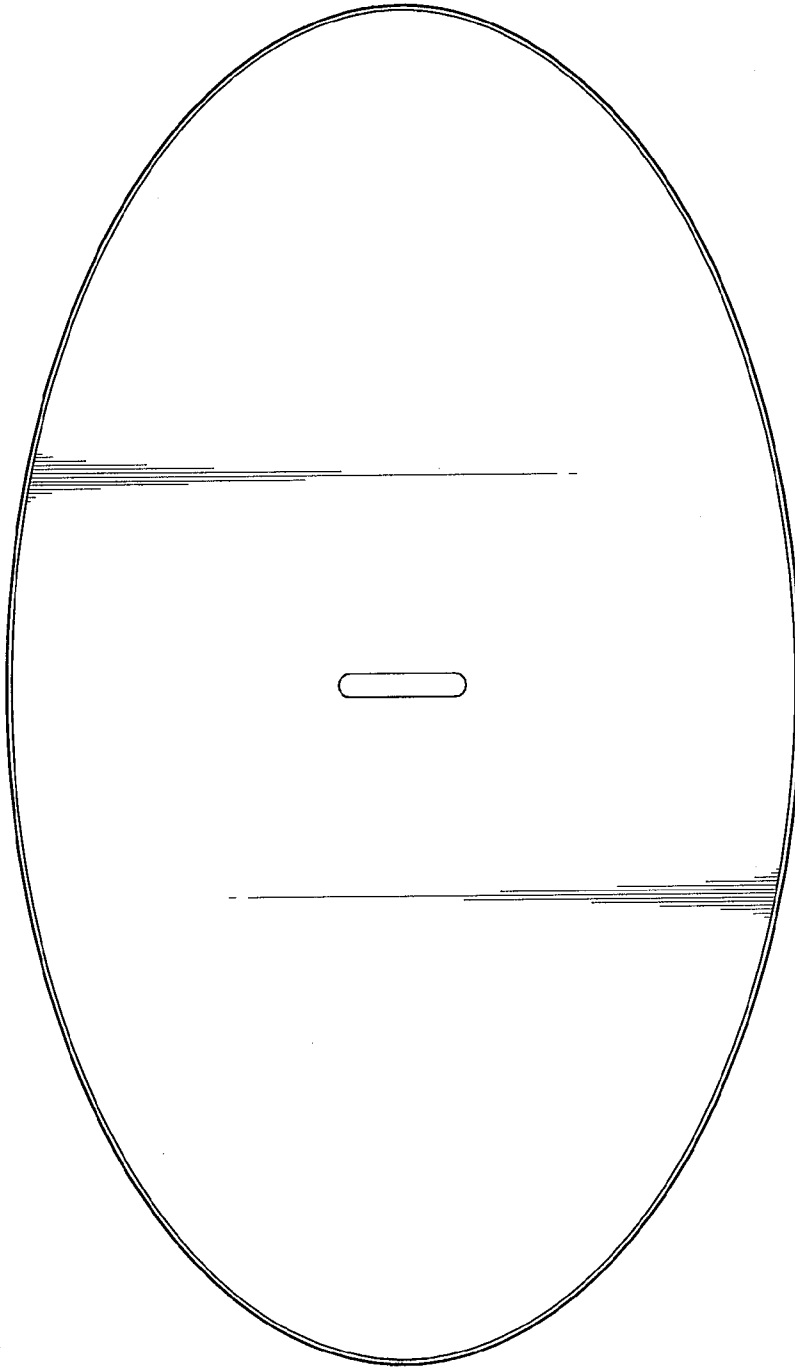


FIG. 6

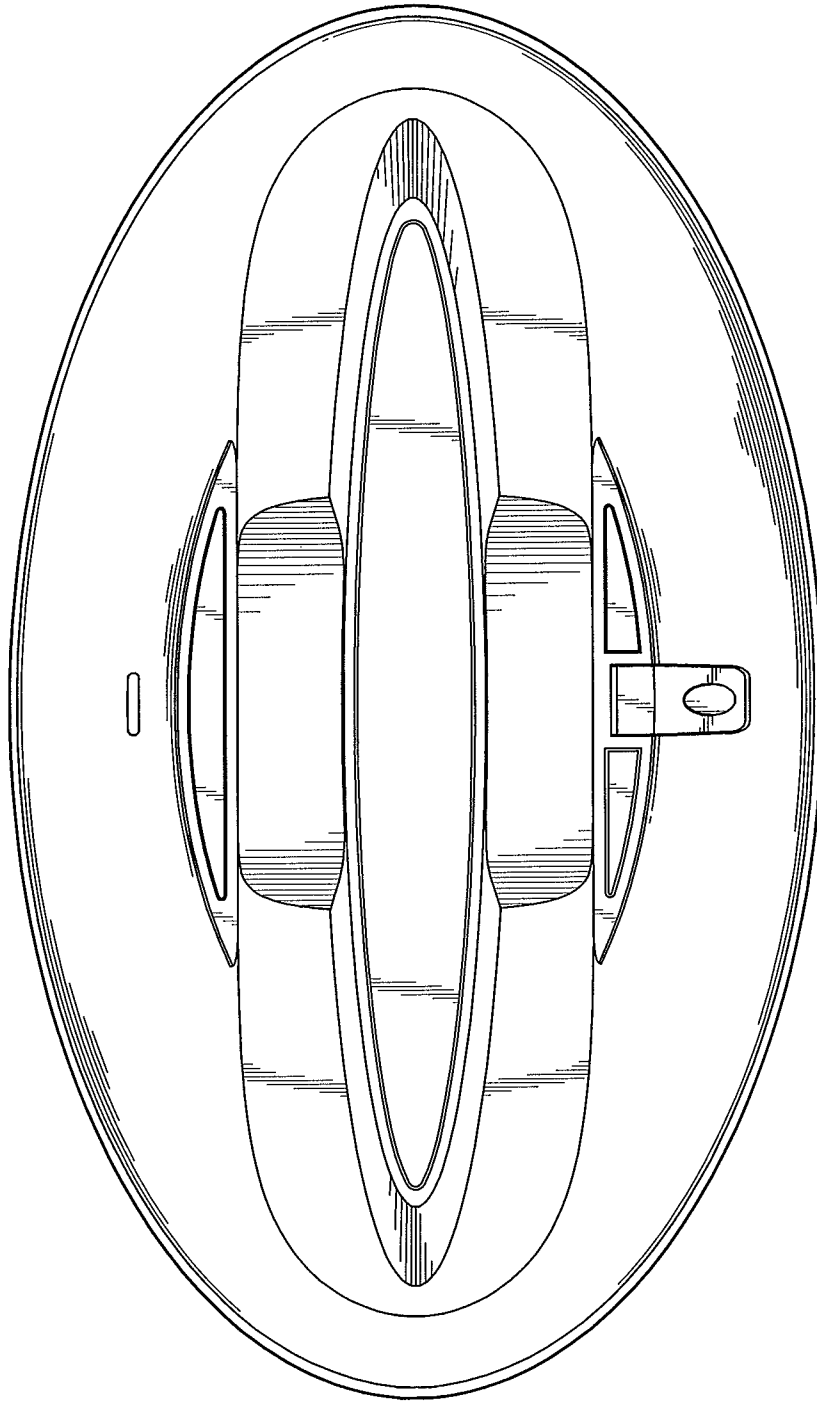


FIG. 7

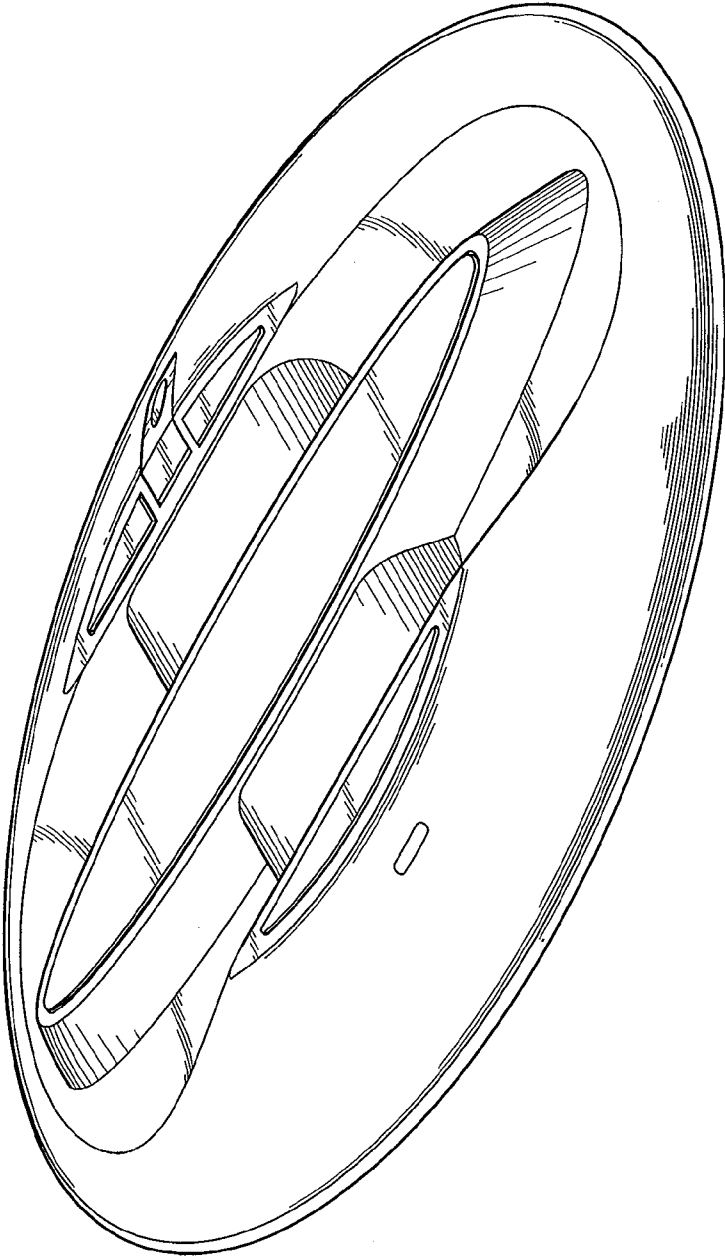


FIG. 8