



US00D806003S

(12) **United States Design Patent**
Pribula

(10) **Patent No.:** **US D806,003 S**

(45) **Date of Patent:** **** Dec. 26, 2017**

- (54) **TIRE**
- (71) Applicant: **The Goodyear Tire & Rubber Company, Akron, OH (US)**
- (72) Inventor: **David Michael Pribula, Alliance, OH (US)**
- (73) Assignee: **The Goodyear Tire & Rubber Company, Akron, OH (US)**
- (**) Term: **15 Years**
- (21) Appl. No.: **29/553,382**
- (22) Filed: **Feb. 1, 2016**
- (51) **LOC (10) Cl.** **12-15**
- (52) **U.S. Cl.**
USPC **D12/521**
- (58) **Field of Classification Search**
USPC 152/5, 151, 152.1, 167, 208,
152/209.1-209.28, 246, 450, 526, 527,
152/532, 535, 538, 541; D12/145,
D12/500-605, 900-901
CPC B60C 11/00; B60C 2011/0337; B60C
2011/0339; B60C 2011/0386; B60C 3/00;
B60C 3/08; B60C 1/00; B60C 2200/00;
B60C 2200/02; B60C 2200/04; B60C
2200/06; B60C 2200/065; B60C 2200/08;
B60C 2200/10; B60C 2200/12; B60C
2200/14; B60C 7/00; B60C 7/02; B60C
7/04; B60C 7/06; B60C 7/08; B60C 5/00;
B60C 13/00
See application file for complete search history.

| | | | |
|--------------|---------|----------------------|---------|
| D432,956 S | 10/2000 | Ricquet | D12/141 |
| D432,957 S * | 10/2000 | Ricquet | D12/521 |
| D455,999 S * | 4/2002 | Graas | D12/585 |
| D470,101 S | 2/2003 | Heinen | D12/584 |
| D472,205 S * | 3/2003 | Caretta | D12/591 |
| D482,323 S | 11/2003 | Corbin et al. | D12/584 |
| D490,045 S | 5/2004 | Delu et al. | D12/519 |
| D525,186 S * | 7/2006 | Martin | D12/521 |
| D558,126 S | 12/2007 | Shavers et al. | D12/519 |
| D558,127 S | 12/2007 | Shavers et al. | D12/519 |
| D559,767 S | 1/2008 | Graas et al. | D12/521 |
| D578,955 S | 10/2008 | Fontaine et al. | D12/524 |
| D586,725 S | 2/2009 | Fontaine et al. | D12/519 |
| D599,276 S | 9/2009 | Fontaine et al. | D12/519 |
| D600,193 S | 9/2009 | Nukala et al. | D12/521 |
| D601,939 S | 10/2009 | Fontaine et al. | D12/519 |
| D607,809 S | 1/2010 | Fontaine et al. | D12/523 |
| D609,161 S | 2/2010 | Fontaine et al. | D12/517 |
| D634,699 S | 3/2011 | Fontaine et al. | D12/517 |

(Continued)

Primary Examiner — Manpreet Matharu
Assistant Examiner — Keith Wilson
(74) *Attorney, Agent, or Firm* — Robert N. Lipsik

(57) **CLAIM**

The ornamental design for a tire, as shown and described.

DESCRIPTION

FIG. 1 is a perspective view of a tire showing my new design, it being understood that the pattern repeats uniformly throughout the circumference of the tread; FIG. 2 is a front elevational view thereof; FIG. 3 is a right side elevational view thereof; FIG. 4 is a left side elevational view thereof; and, FIG. 5 is an enlarged fragmentary front elevational view taken from Line 5-5 of FIG. 2.


The dashed lines represent boundary lines and form no part of the claimed design.

The interior of the tire in solid black represent environment only and form no part of the claimed design.

1 Claim, 5 Drawing Sheets

(56) **References Cited**
U.S. PATENT DOCUMENTS

| | | | |
|--------------|---------|-------------------|---------|
| D334,360 S | 3/1993 | Graas et al. | D12/146 |
| D386,134 S * | 11/1997 | Cagneaux | D12/521 |
| D397,648 S * | 9/1998 | Allen | D12/588 |



(56)

References Cited

U.S. PATENT DOCUMENTS

| | | | |
|--------------|---------|----------------------|---------|
| D635,911 S | 4/2011 | Sieber et al. | D12/521 |
| D639,722 S | 6/2011 | Sieber et al. | D12/532 |
| D644,593 S | 9/2011 | Fontaine et al. | D12/523 |
| D665,335 S | 8/2012 | Baumard et al. | D12/517 |
| D665,336 S | 8/2012 | Skurich et al. | D12/523 |
| D667,775 S * | 9/2012 | Rittweger | D12/515 |
| D668,203 S * | 10/2012 | Rittweger | D12/521 |
| D692,371 S | 10/2013 | Fontaine et al. | D12/517 |
| D715,214 S | 10/2014 | Fontaine et al. | D12/523 |
| D730,809 S * | 6/2015 | Bonifas | D12/523 |
| D731,955 S * | 6/2015 | Zhao | D12/519 |
| D737,751 S | 9/2015 | Bourel et al. | D12/521 |

* cited by examiner



FIG - 1

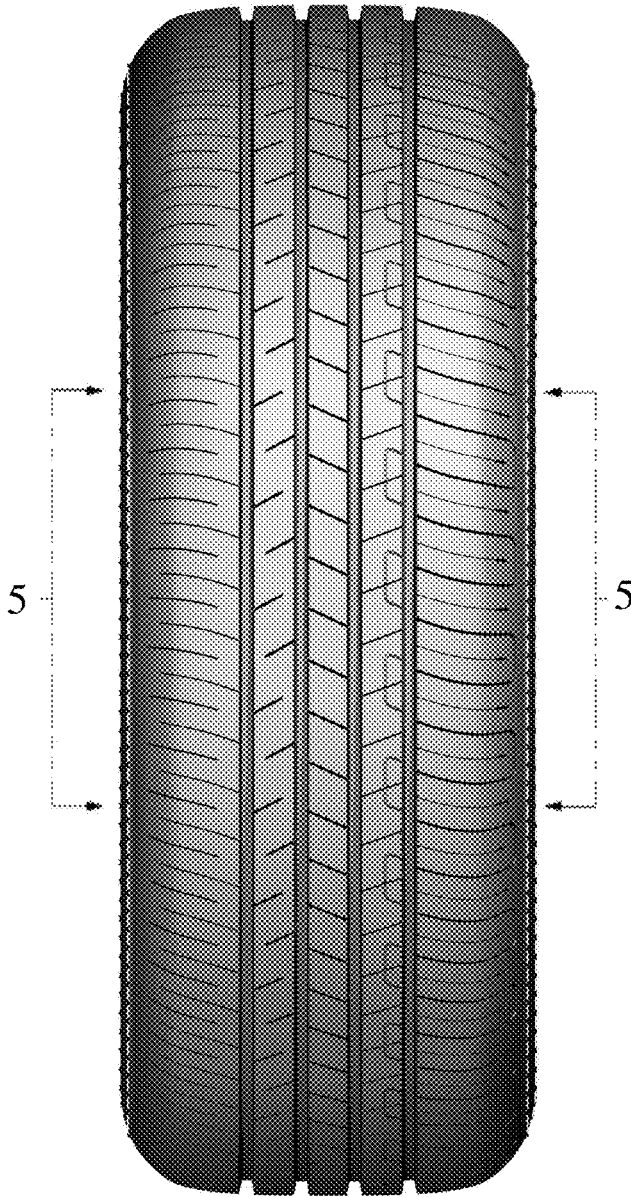


FIG - 2




FIG - 3




FIG - 4



FIG - 5