



US00D860071S

(12) **United States Design Patent** (10) **Patent No.:** **US D860,071 S**
Dewitt et al. (45) **Date of Patent:** **** Sep. 17, 2019**

- (54) **VEHICLE FRONT UPPER GRILLE**
- (71) Applicant: **Ford Global Technologies, LLC**,
Dearborn, MI (US)
- (72) Inventors: **David Dewitt**, Docklands (AU); **Todd Willing**, East Melbourne (AU); **Max Wolff**, Birmingham, MI (US)
- (73) Assignee: **Ford Global Technologies, LLC**,
Dearborn, MI (US)
- (**) Term: **15 Years**
- (21) Appl. No.: **29/635,013**
- (22) Filed: **Jan. 26, 2018**
- (51) **LOC (12) Cl.** **12-16**
- (52) **U.S. Cl.**
USPC **D12/163**
- (58) **Field of Classification Search**
USPC D12/163, 164, 165, 166, 167, 168, 169,
D12/170, 171, 172, 173, 181
CPC B60K 11/08; B62L 39/16; B60R 19/50;
B62D 25/08
See application file for complete search history.

D692,358 S *	10/2013	Nakamuta	D12/190
D699,163 S *	2/2014	Janssen	D12/164
D701,798 S *	4/2014	Futschik	D12/164
D711,790 S *	8/2014	Futschik	D12/164
D721,019 S *	1/2015	Pevovar	D12/163
D759,551 S *	6/2016	Nakahara	D12/163
D788,662 S *	6/2017	Minami	D12/190
D788,663 S *	6/2017	Minami	D12/190
D788,664 S *	6/2017	Minami	D12/190
D790,412 S *	6/2017	Dunford	D12/163
2017/0129430 A1 *	5/2017	Aizawa	B60R 19/18
2017/0137954 A1 *	5/2017	Hashimoto	B60K 11/08

* cited by examiner

Primary Examiner — Susan Bennett Hattan
Assistant Examiner — Suzanne E Tisdell
(74) *Attorney, Agent, or Firm* — LeClairRyan

(57) **CLAIM**

The ornamental design for a vehicle front upper grille, as shown and described.

DESCRIPTION

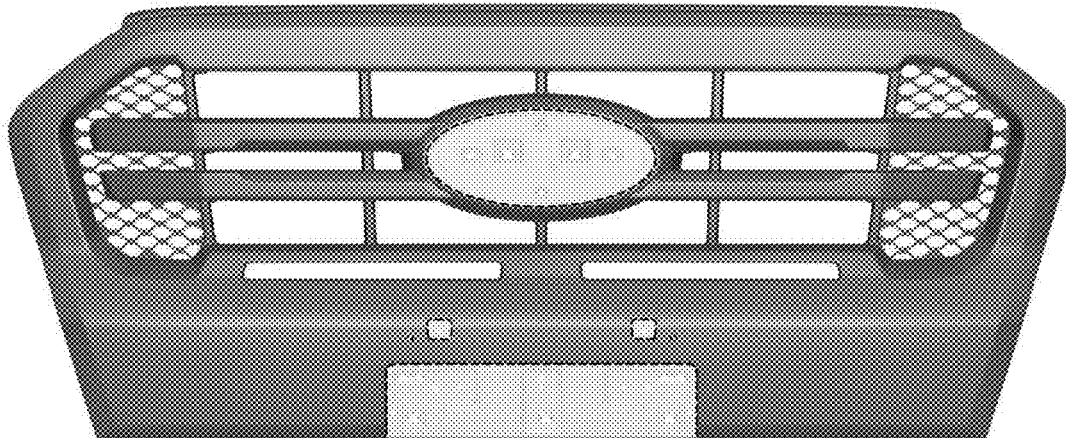
FIG. 1 is a front elevational view of a vehicle front upper grille, showing our new design;
FIG. 2 is a left side elevational view thereof;
FIG. 3 is a right side elevational view thereof;
FIG. 4 is a top plan view thereof;
FIG. 5 is a bottom plan view thereof;
FIG. 6 is a top, front, and left side perspective view thereof; and,
FIG. 7 is a bottom, front, and left side perspective view thereof.
Evenly-spaced broken lines represent the boundaries of the claimed design. Neither the broken line itself nor any areas shown in half-tone shading outside the broken line boundaries form any part of the claimed design.

1 Claim, 7 Drawing Sheets

(56) **References Cited**

U.S. PATENT DOCUMENTS

6,328,358 B1 *	12/2001	Berweiler	B60R 19/52 180/68.6
D619,508 S *	7/2010	Choi	D12/164
D633,012 S *	2/2011	Bauer	D12/163
D635,897 S *	4/2011	Frei	D12/163
D640,610 S *	6/2011	Schell	D12/163
D645,795 S *	9/2011	Ishibashi	D12/163
D663,656 S *	7/2012	Frenzel	D12/163
D687,750 S *	8/2013	Frei	D12/163
D687,751 S *	8/2013	Futschik	D12/163



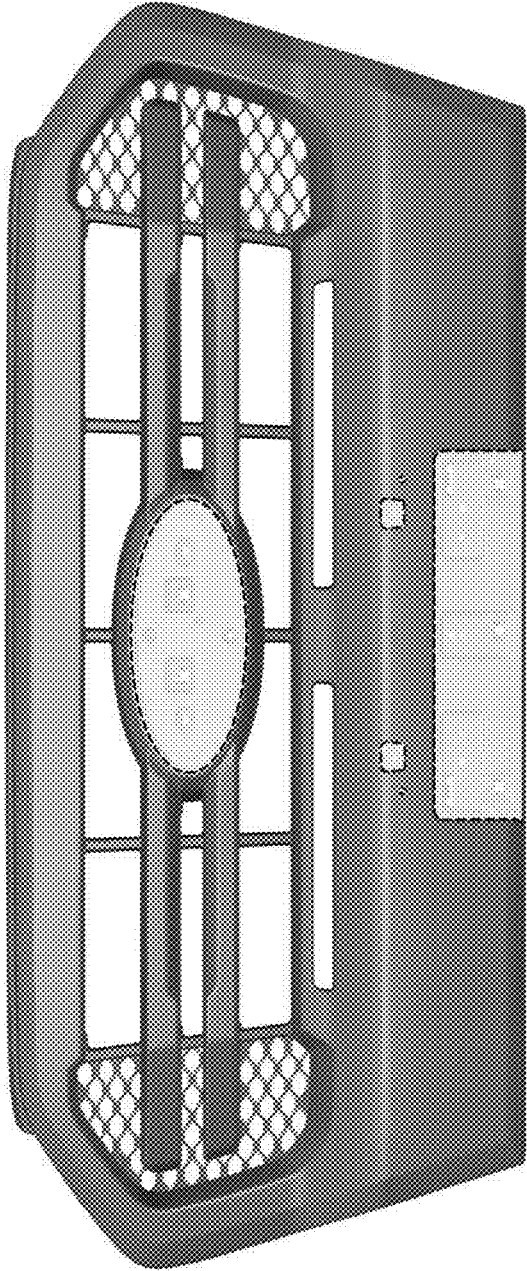


Fig. 1




Fig. 2




Fig. 3

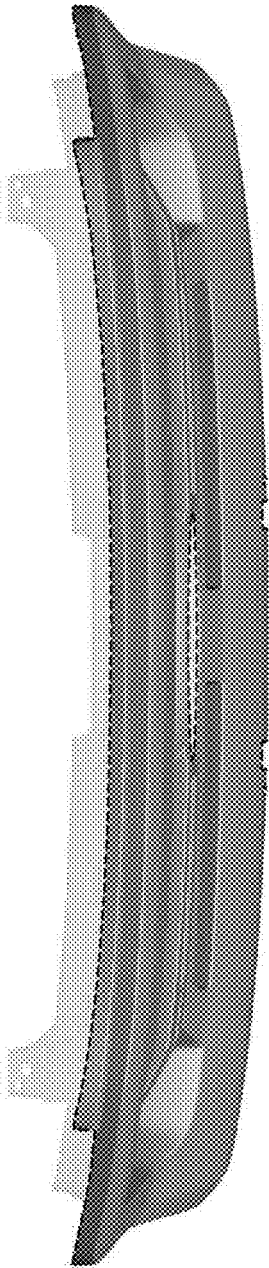


Fig. 4

Fig. 5






Fig. 6

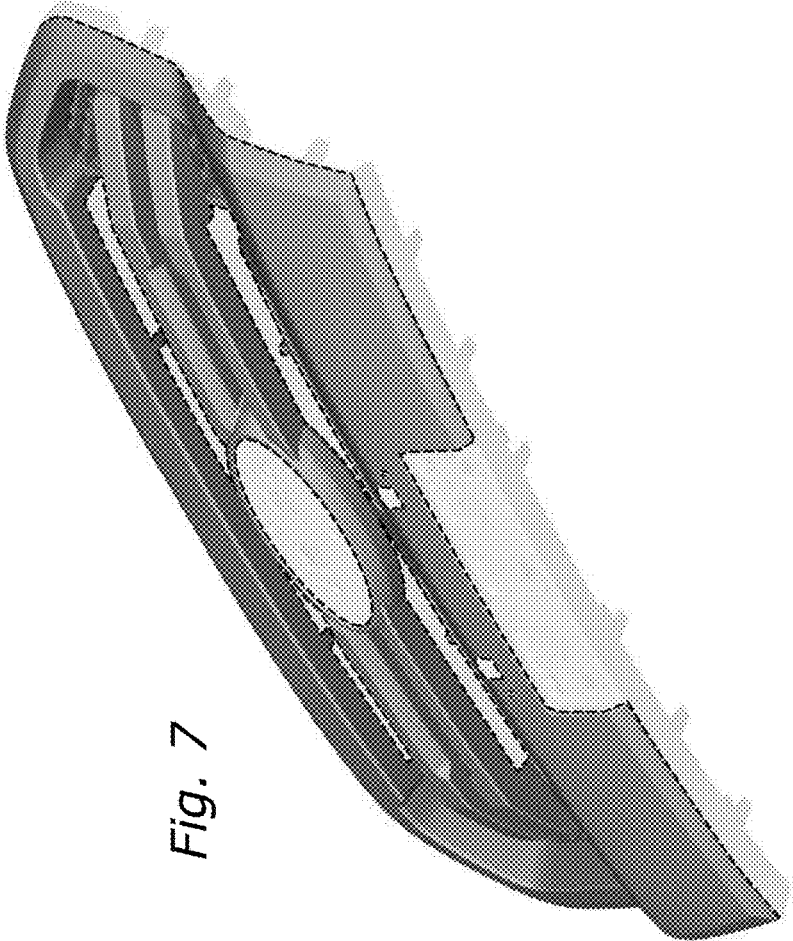


Fig. 7