US00D345644S

United States Patent [19]

Harvie

[11] Patent Number: Des. 345,644

[45] Date of Patent: ** Apr. 5, 1994

[54] **HAIR WRAP**

[76] Inventor: **Philis A. Harvie**, 2223 Gerrard Street, Toronto, Ontario, M4E 2C8, Canada

[**] Term: **14 Years**

[21] Appl. No.: **936,544**

[22] Filed: **Aug. 31, 1992**

[52] **U.S. Cl.** **D2/865**; D2/627

[58] **Field of Search** D2/500, 510, 511, 512, D2/515, 627; 2/171, 178, 198, 12, 207; 132/273

[56] **References Cited**

U.S. PATENT DOCUMENTS

34,387	4/1901	Sandolm	D2/627
D. 121,135	6/1940	Wittz	D2/500
1,967,054	7/1934	Girean	D2/500 X
2,402,795	6/1946	Wipper et al.	2/146 X
2,405,647	8/1946	Foster	2/93
2,413,318	12/1946	Golfieri	2/207
3,260,292	7/1966	Costello	2/196 X
3,327,321	6/1967	Hamer	2/174
3,466,665	9/1969	Mooney	2/207
3,605,121	9/1971	Suzuki	2/207
4,892,110	1/1990	Harvie .	

FOREIGN PATENT DOCUMENTS

59813	12/1987	Canada .
60112	1/1988	Canada .
62402	1/1989	Canada .
54774	8/1988	Italy .

OTHER PUBLICATIONS

Hong Kong Enterprise Jun. 1991 p. 364 bottom right #7.

Primary Examiner—Melvin B. Feifer
Assistant Examiner—Paula Mortimer
Attorney, Agent, or Firm—D. Doak Horne

[57] **CLAIM**

The ornamental design for a hair wrap, as shown and described.

DESCRIPTION

FIG. **1** is a top persective view of a hair wrap showing my new design;
FIG. **2** is a bottom perspective view thereof;
FIG. **3** is a top plan view thereof;
FIG. **4** is a left side elevation view thereof;
FIG. **5** is a bottom plan view thereof;
FIG. **6** is a right side elevation view thereof; and,
FIG. **7** is an end elevation view thereof, the opposite end being a mirror image thereof.

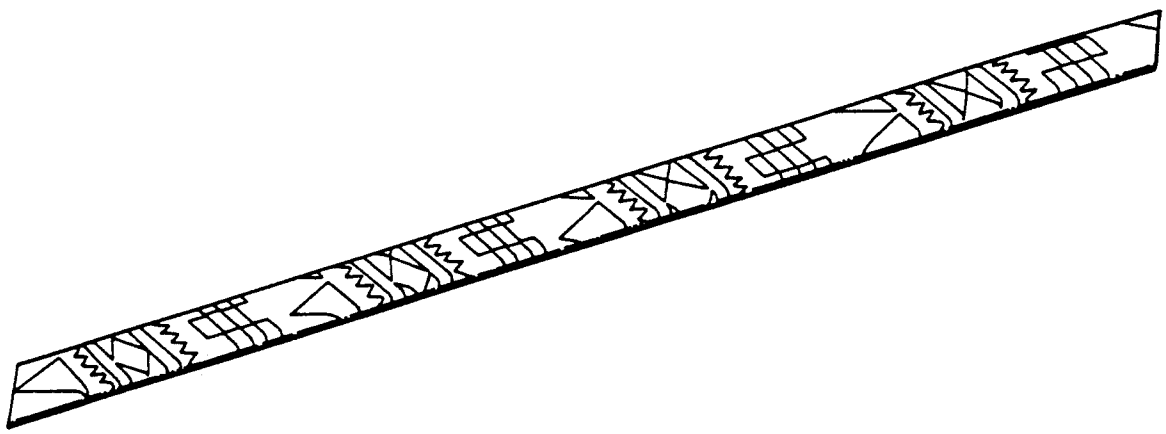

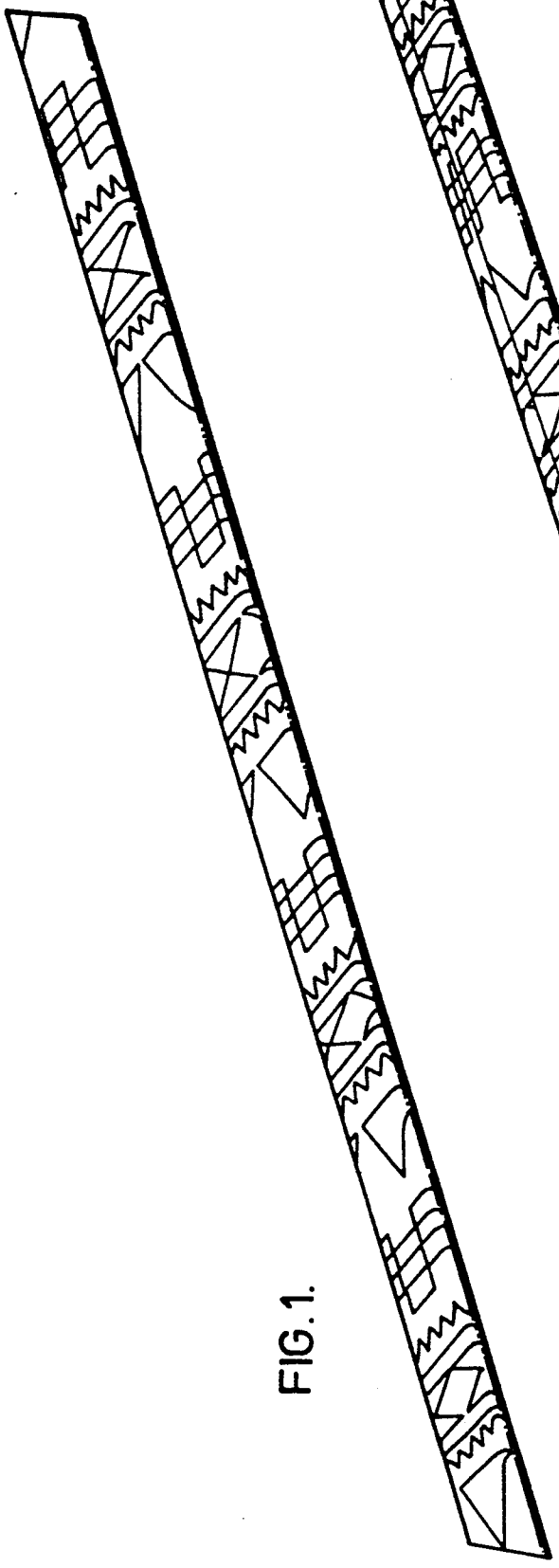

FIG. 1.

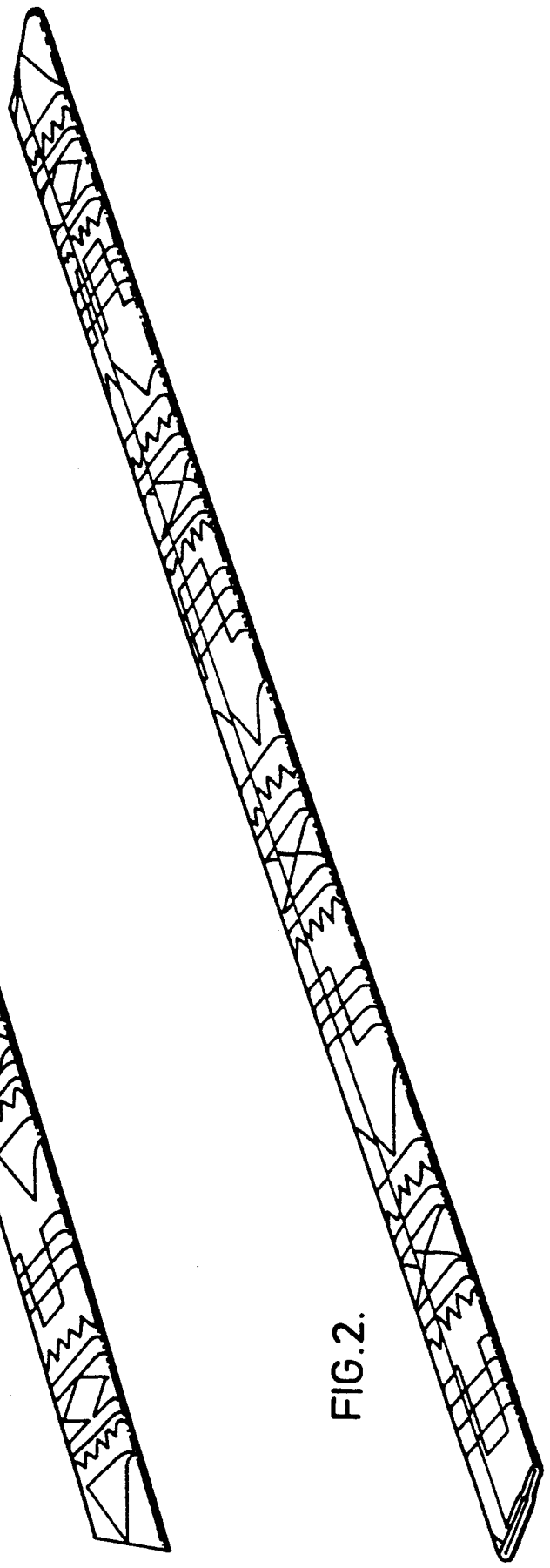

FIG. 2.

FIG.3.



FIG.4.



FIG.5.



FIG.6.



FIG.7.

