



US00D438378S

(12) **United States Design Patent** (10) **Patent No.:** **US D438,378 S**
Charness (45) **Date of Patent:** **** Mar. 6, 2001**

- (54) **BELT CASE**
- (76) Inventor: **Tony M. Charness**, 6721 Lederer Ave.,
West Hills, CA (US) 91387
- (**) Term: **14 Years**
- (21) Appl. No.: **29/109,431**
- (22) Filed: **Aug. 16, 1999**
- (51) **LOC (7) Cl.** **03-01**
- (52) **U.S. Cl.** **D3/302; D3/273; D9/418**
- (58) **Field of Search** **D3/273, 294, 302;**
D9/418, 420, 423, 424, 425; 206/278, 6.1,
301, 305

(56) **References Cited**

U.S. PATENT DOCUMENTS

D. 244,259	*	5/1977	Bergstein	D9/428
D. 342,895	*	1/1994	Mall	D9/423
D. 360,581	*	7/1995	Dikowitz	D9/418
D. 365,517	*	12/1995	Bedford et al.	D9/418
D. 397,865	*	9/1998	Lin	D9/418

* cited by examiner

Primary Examiner—Philip S. Hyder
(74) *Attorney, Agent, or Firm*—Allan M. Shapiro

(57) **CLAIM**

The ornamental design for a belt case, as shown and described.

DESCRIPTION

FIG. 1 is a front and top isometric view of a belt case, showing my new design;

FIG. 2 is a top plan view of the belt case;

FIG. 3 is a bottom plan view of the belt case;

FIG. 4 is an elevational view from the front or rear of the belt case;

FIG. 5 is an elevational view from the left or right side of the belt case; and,

FIG. 6 is a cross-sectional view of the belt case, taken in the direction of the arrows along line 6—6 of FIG. 2.

1 Claim, 2 Drawing Sheets

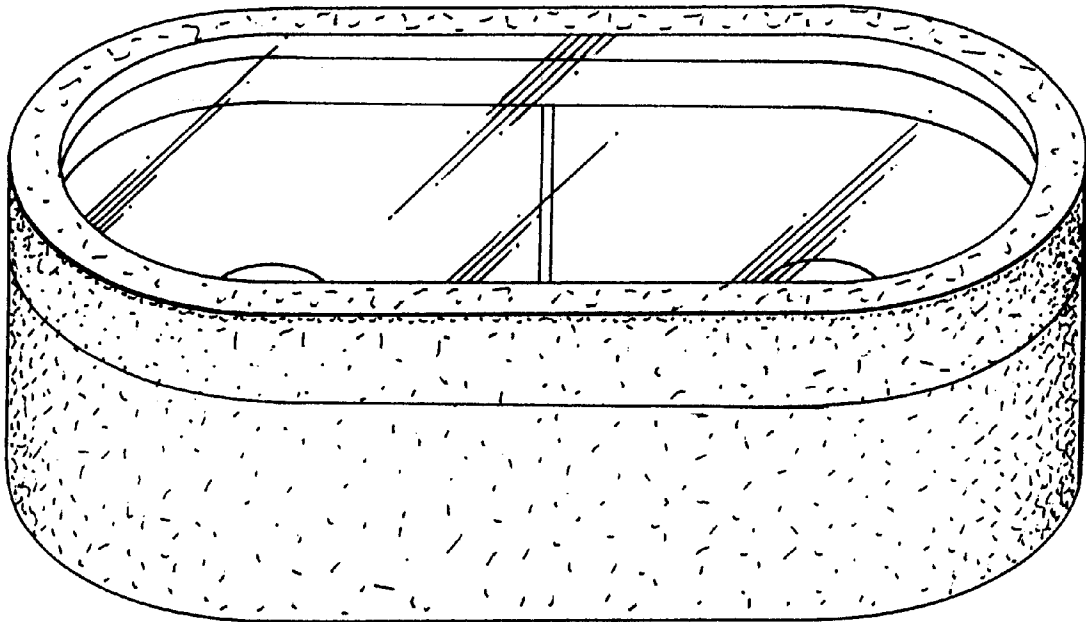


FIG. 1

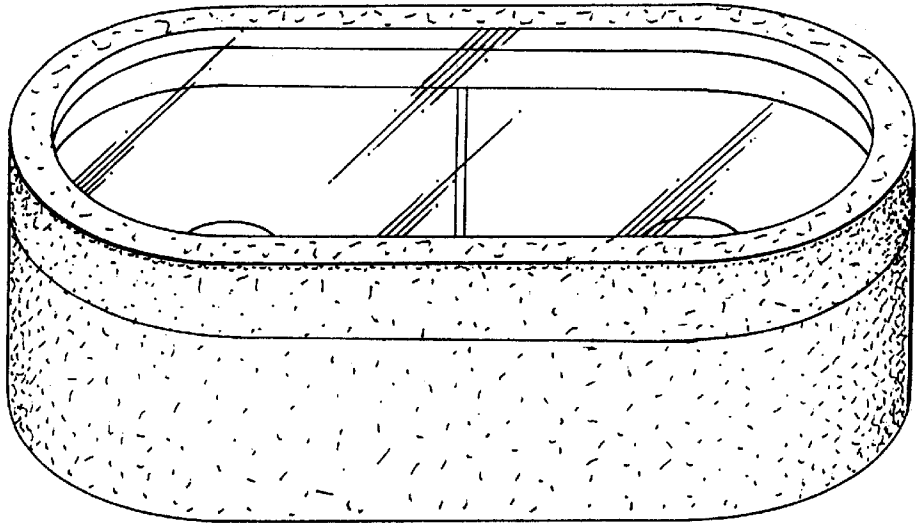


FIG. 2

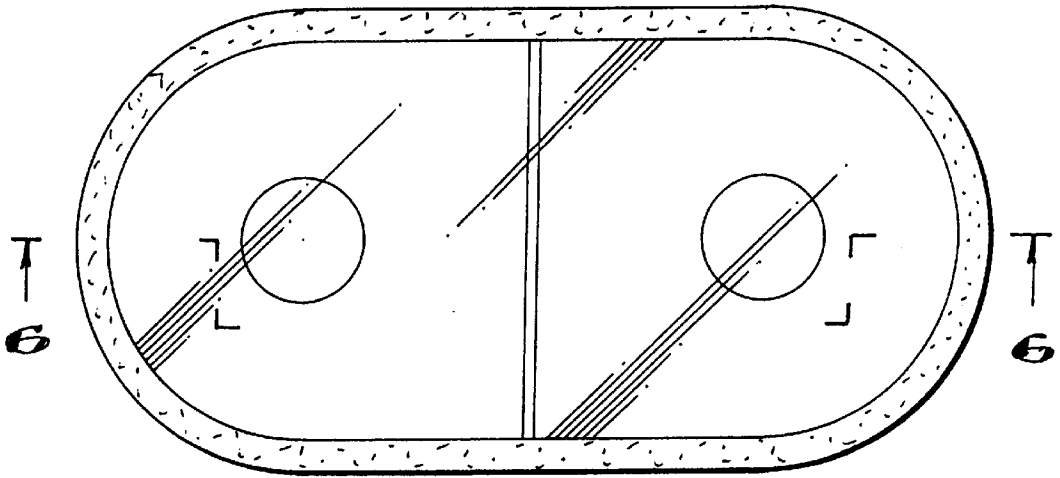


FIG. 3




FIG. 4

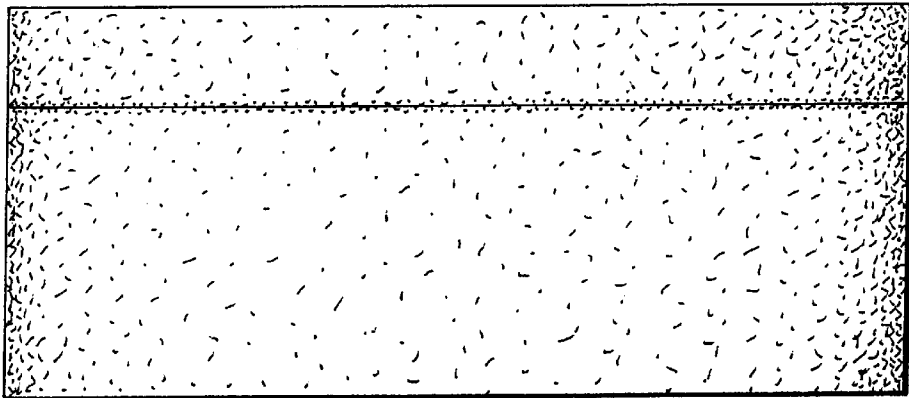


FIG. 5




FIG. 6

