



(86) Date de dépôt PCT/PCT Filing Date: 2006/05/23

(87) Date publication PCT/PCT Publication Date: 2007/06/28

(45) Date de délivrance/Issue Date: 2012/09/04

(85) Entrée phase nationale/National Entry: 2007/11/23

(86) N° demande PCT/PCT Application No.: US 2006/020104

(87) N° publication PCT/PCT Publication No.: 2007/073398

(30) Priorité/Priority: 2005/05/23 (US60/683,985)

(51) Cl.Int./Int.Cl. *A61K 31/198* (2006.01),
A23L 1/30 (2006.01), *A23L 1/305* (2006.01),
A61P 3/02 (2006.01)

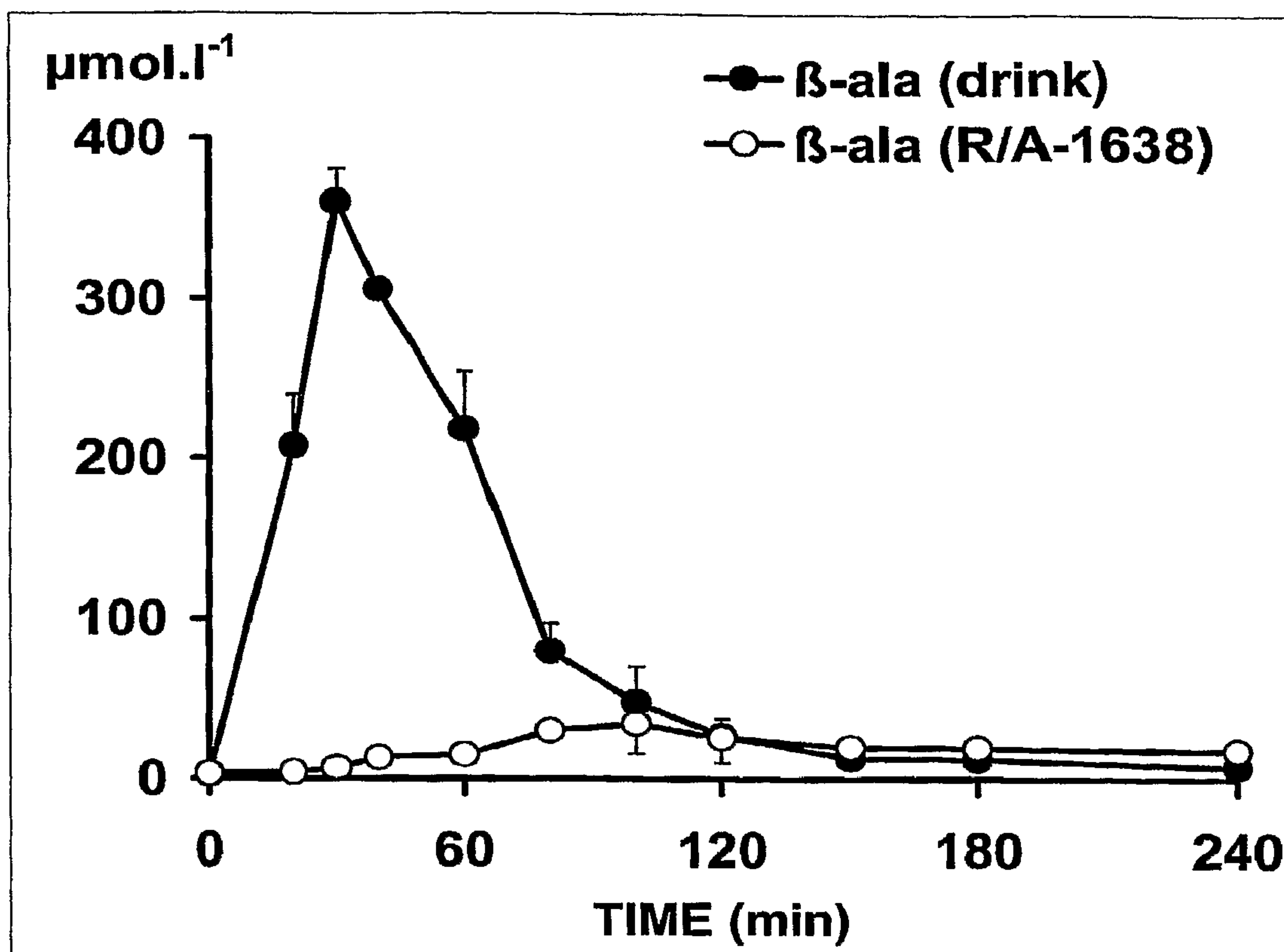
(72) Inventeurs/Inventors:
HARRIS, ROGER, GB;
WISE, JOHN, US

(73) Propriétaire/Owner:
NATURAL ALTERNATIVES INTERNATIONAL, US

(74) Agent: SMART & BIGGAR

(54) Titre : COMPOSITIONS ET PROCEDES POUR LA LIBERATION PROLONGEE DE BETA-ALANINE

(54) Title: COMPOSITIONS AND METHODS FOR THE SUSTAINED RELEASE OF BETA-ALANINE



(57) Abrégé/Abstract:

Methods and compositions are provided for increasing the anaerobic working capacity of muscle and other tissues. Also provided are compositions formulated for the sustained release of free beta-alanine.

(12) INTERNATIONAL APPLICATION PUBLISHED UNDER THE PATENT COOPERATION TREATY (PCT)

(19) World Intellectual Property Organization
International Bureau



(43) International Publication Date
28 June 2007 (28.06.2007)

PCT

(10) International Publication Number
WO 2007/073398 A3

(51) International Patent Classification:

A61K 31/445 (2006.01) A61K 9/22 (2006.01)

(21) International Application Number:

PCT/US2006/020104

(22) International Filing Date: 23 May 2006 (23.05.2006)

(25) Filing Language: English

(26) Publication Language: English

(30) Priority Data:

60/683,985 23 May 2005 (23.05.2005) US

(71) Applicant (for all designated States except US): NATURAL ALTERNATIVES INTERNATIONAL [US/US];
1185 Linda Vista Drive, San Marcos, CA 92078 (US).

(71) Applicant and

(72) Inventor: HARRIS, Roger [GB/GB]; 4 Armstrong Close,
Newmarket, Suffolk CB8 8HD (GB).

(72) Inventor; and

(75) Inventor/Applicant (for US only): WISE, John [US/US];
1185 Linda Vista Drive, San Marcos, CA 92078 (US).

(74) Agent: PARSONS, PH.D., M. Angela; FISH &
RICHARDSON P.C., P.A., P.O. Box 1022, Minneapolis,
MN 55440-1022 (US).

(81) Designated States (unless otherwise indicated, for every
kind of national protection available): AE, AG, AL, AM,

AT, AU, AZ, BA, BB, BG, BR, BW, BY, BZ, CA, CH, CN,
CO, CR, CU, CZ, DE, DK, DM, DZ, EC, EE, EG, ES, FI,
GB, GD, GE, GH, GM, HR, HU, ID, IL, IN, IS, JP, KE,
KG, KM, KN, KP, KR, KZ, LC, LK, LR, LS, LT, LU, LV,
LY, MA, MD, MG, MK, MN, MW, MX, MZ, NA, NG, NI,
NO, NZ, OM, PG, PH, PL, PT, RO, RU, SC, SD, SE, SG,
SK, SL, SM, SY, TJ, TM, TN, TR, TT, TZ, UA, UG, US,
UZ, VC, VN, YU, ZA, ZM, ZW.

(84) Designated States (unless otherwise indicated, for every
kind of regional protection available): ARIPO (BW, GH,
GM, KE, LS, MW, MZ, NA, SD, SL, SZ, TZ, UG, ZM,
ZW), Eurasian (AM, AZ, BY, KG, KZ, MD, RU, TJ, TM),
European (AT, BE, BG, CH, CY, CZ, DE, DK, EE, ES, FI,
FR, GB, GR, HU, IE, IS, IT, LT, LU, LV, MC, NL, PL, PT,
RO, SE, SI, SK, TR), OAPI (BF, BJ, CF, CG, CI, CM, GA,
GN, GQ, GW, ML, MR, NE, SN, TD, TG).

Published:

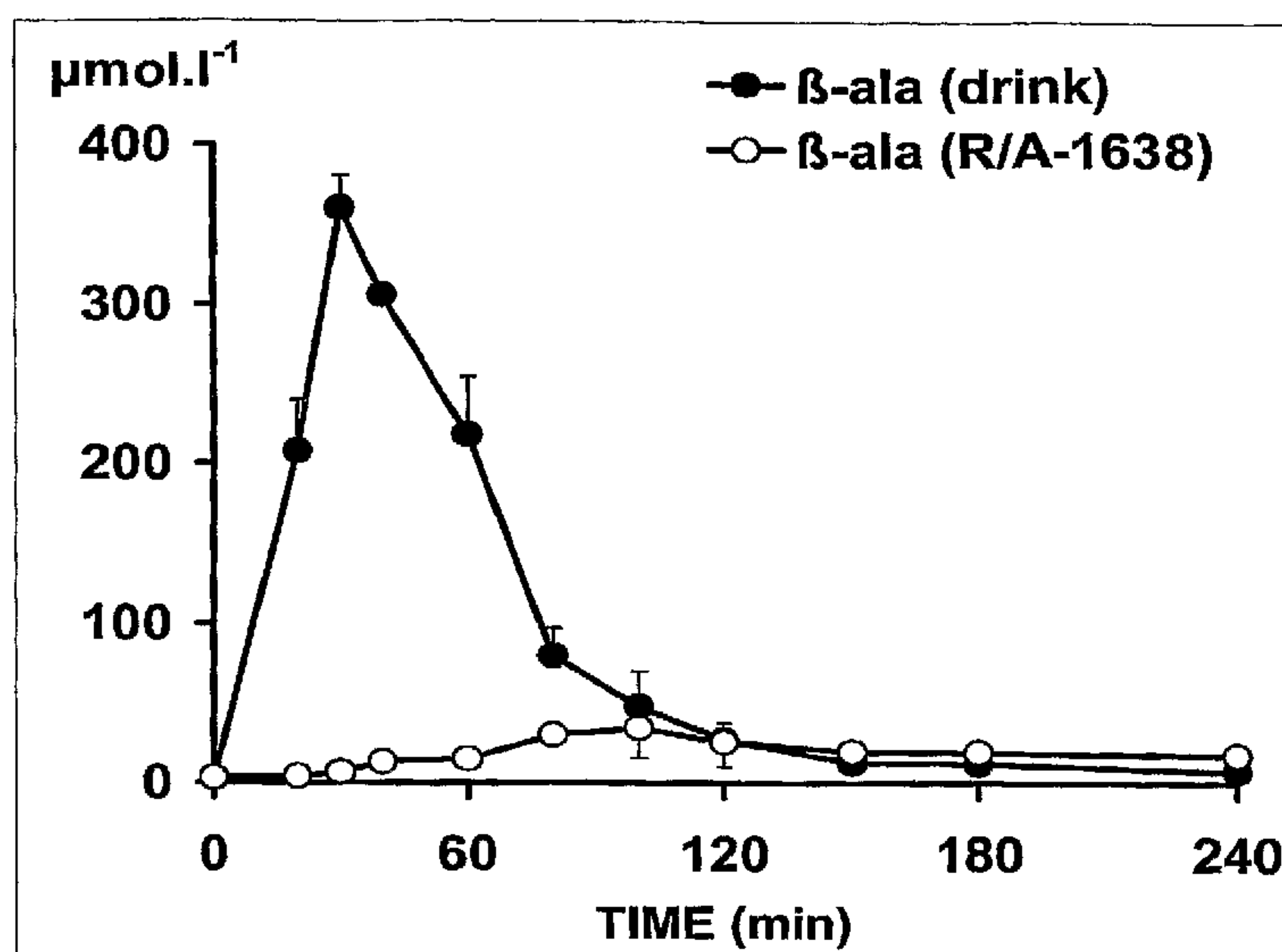
- with international search report
- before the expiration of the time limit for amending the
claims and to be republished in the event of receipt of
amendments

(88) Date of publication of the international search report:

7 September 2007

For two-letter codes and other abbreviations, refer to the "Guid-
ance Notes on Codes and Abbreviations" appearing at the begin-
ning of each regular issue of the PCT Gazette.

(54) Title: COMPOSITIONS AND METHODS FOR THE SUSTAINED RELEASE OF BETA-ALANINE



(57) Abstract: Methods and compositions are provided for increasing the anaerobic working capacity of muscle and other tissues. Also provided are compositions formulated for the sustained release of free beta-alanine.

WO 2007/073398 A3

COMPOSITIONS AND METHODS FOR THE SUSTAINED RELEASE OF BETA-ALANINE

TECHNICAL FIELD

This application relates generally to the fields of pharmaceuticals and physiology and more specifically to compositions and methods for the sustained release of free beta-alanine.

BACKGROUND

Natural food supplements are typically designed to compensate for reduced levels of nutrients in the modern human and animal diet. In particular, useful supplements increase the function of tissues when consumed. It can be particularly important to supplement the diets of humans and particular classes of animals whose normal diet may be deficient in nutrients available only from meat and animal products (*e.g.*, human vegetarians and other animals consuming an herbivorous diet).

In addition, in the sporting and athletic community, natural food supplements which specifically improve athletic ability are increasingly important, such as supplements that promote or enhance physical prowess for leisure or employment purposes. In another example, anaerobic (*e.g.*, lactate-producing) stress can cause the onset of fatigue and discomfort that can be experienced with aging. Anaerobic stress can also result from prolonged sub-maximal isometric exercise when the local circulation is partially or totally occluded by the increase in intra-muscular pressure (*e.g.*, during rock climbing) or from exercise involving prolonged breath holding (*e.g.*, free diving, or synchronized swimming). Excessive lactate production can result in the acidification of the intracellular environment.

Previous work demonstrated that carnosine is significantly increased in muscle following administration of beta-alanine or a biological source of beta-alanine (*e.g.*, carnosine) supplementation. The dosing schedule that has been preferred for such administration (*i.e.*, 8 times daily), however, leads to compliance issues and problems with paraesthesia. Thus, there is a need for improved supplements containing free beta-alanine or a biological source thereof

in a sustained release formulation to increase compliance and decrease paraesthesia events.

SUMMARY

Administration of a bolus single dose of 2-6 grams of free beta-alanine (or chemically equivalent amounts of compounds which are biological sources of beta-alanine, e.g., carnosine) results in paraesthesia, a significant adverse side-effect with symptoms that include abnormal sensations such as burning, tingling, or a "pins-and-needles" feeling. Sustained release of free beta-alanine directly or from compounds which can act as biological sources of beta-alanine would obviate serious adverse side-effects by attenuating the rise in the blood-plasma concentration of beta-alanine, providing a means to safely and effectively increase carnosine biosynthesis in muscle and to attenuate metabolic acidosis and muscle fatigue during anaerobic activity.

Provided herein are compositions and methods for the sustained release of free beta-alanine or a biological source thereof. In one embodiment, the composition is a pharmaceutical composition containing free beta-alanine or a biological source thereof and an acceptable carrier, where the composition is formulated for the sustained release of free beta-alanine. In another embodiment, the composition is a dietary supplement containing free beta-alanine or a biological source thereof.

Also provided are methods for increasing the anaerobic working capacity of muscle and other tissues. Such methods include providing a composition formulated for the sustained release of free beta-alanine, and administering free beta-alanine or a biological source thereof in an effective amount to increase the synthesis of carnosine in muscle or other tissues.

Pharmaceutical compositions containing free beta-alanine or a biological source thereof and a pharmaceutically acceptable carrier formulated for sustained release of free beta-alanine are provided. In one embodiment, the pharmaceutical composition is a tablet, capsule, or microbeads that can be administered orally. In another embodiment, the pharmaceutical composition is a skin patch or a topical dermatological compound formulated for the sustained release of free beta-alanine. The pharmaceutical composition can be formulated for humans.

Dietary supplements containing free beta-alanine or a biological source thereof are provided. In one embodiment, the dietary supplement is an energy bar, edible suspension or other food product. The dietary supplement can be formulated for humans.

The pharmaceutical composition can include about 0.1-200.0; about 1.0 – 9.0; about 2.0-8.0; about 3.0-7.0; or about 4.0-6.0 grams (g) of free beta-alanine or the equivalent amount of a biological source thereof. The pharmaceutical composition can be formulated for humans and can include about 0.1-200.0; about 1.0-9.0; about 2.0-8.0; about 3.0-7.0; or about 4.0-6.0 g of free beta-alanine or the equivalent amount of a biological source thereof.

A dietary supplement can include about 0.1-200.0; about 1.0-9.0; about 2.0-8.0; about 3.0-7.0; or about 4.0-6.0 g of free beta-alanine or the equivalent amount of a biological source thereof. The dietary supplement can be formulated for humans and can include about 0.1-200.0; about 1.0-9.0; about 2.0-8.0; about 3.0-7.0; or about 4.0-6.0 g of free beta-alanine or the equivalent amount of a biological source thereof. In one embodiment, the dietary supplement is an energy bar, edible suspension or food stuff. In one aspect, the dietary supplement contains multiple servings, and containing 0.1-10.0 g of beta-alanine per serving or the equivalent amount of a biological source thereof. The total dosage of free beta-alanine or the equivalent amount of a biological source thereof contained in the dietary supplement can be about 0.1-200.0; about 1.0-8.0; about 3.0-7.0; or about 4.0-6.0 g of free beta-alanine or the equivalent amount of a biological source thereof.

Also provided herein are formulations for the sustained release of free beta-alanine or an equivalent amount of a biological source thereof that are contained in pharmaceutical compositions. In one aspect, a pharmaceutical composition containing free beta-alanine or an equivalent amount of a biological source thereof is formulated for sustained release and can be administered orally in the form of a tablet, gel, or microbeads. In another aspect, the pharmaceutical composition is a topical dermatological formulation such as, for example, a hydrogel formulated for the sustained release of free beta-alanine across the skin.

While not limited by any particular mechanism of action, provided herein are methods and compositions for increasing the anaerobic working capacity of muscle and other tissues. The methods and compositions disclosed herein

51978-11

provide for the accumulation of carnosine within a tissue in the body, resulting from the availability of beta-alanine. The methods include ingesting or infusing compositions containing free beta-alanine or a biological source thereof formulated for sustained release into the body. In one aspect, the compositions are mixtures of compounds capable of increasing the accumulation of beta-alanylhistidine peptides (e.g., carnosine) in human and animal tissue. The compositions can induce the synthesis and accumulation of beta-alanylhistidine peptides in a human or animal body when introduced into the body.

The compositions provided herein can be used for the preparation of a dietary supplement including, e.g., drinks, edible suspensions or foods, or pharmaceutical composition for humans or animals. Compositions of the invention can be used in any of the methods of the invention.

In one aspect, methods are provided for increasing the anaerobic working capacity of a tissue. The method includes the steps of providing free beta-alanine to blood or blood plasma in an amount effective to increase carnosine synthesis in a tissue. The tissue referred to herein can be skeletal muscle.

Therefore, in an exemplary aspect, provided herein are compositions and methods for the sustained release of free beta-alanine comprised in a pharmaceutical composition or in a dietary supplement to increase the anaerobic working capacity of muscle tissue as a result of increased carnosine biosynthesis.

Unless otherwise defined, all technical and scientific terms used herein have the same meaning as commonly understood by one of ordinary skill in the art to which this invention belongs. Although methods and materials similar or equivalent to those described herein can be used in the practice or testing of the present invention, suitable methods and materials are described below. In addition, the materials, methods, and examples are illustrative only and not intended to be limiting. In case of conflict, the present specification, including definitions, will control.

The details of one or more embodiments of the invention are set forth in the accompanying drawings and the description below. Other features, objects, and advantages of the invention will be apparent from the drawings and detailed description, and from the claims.

BRIEF DESCRIPTION OF THE DRAWINGS

Figure 1 is a graph showing the blood plasma levels of beta-alanine in individuals after ingesting either a beta-alanine drink or beta-alanine sustained release capsules.

Figure 2 is a graph showing the blood plasma levels of beta-alanine in individuals following ingestion of two different sustained release beta-alanine formulations.

Like reference symbols in the various drawings indicate like elements.

DETAILED DESCRIPTION

Provided herein are compositions for the sustained release of free beta-alanine. Also provided herein are methods for increasing the anaerobic working capacity of a tissue by providing free beta-alanine to blood or blood plasma in an amount that is effective to increase the synthesis of beta-alanylhistidine peptides, particularly carnosine, in a tissue. Beta-alanylhistidine peptides can include peptides of beta-alanine, such as carnosine, anserine, and balenine. Sustained release of free beta-alanine is desirable to prevent unwanted adverse side effects such as paraesthesia.

Any of the beta-alanine-containing compositions disclosed herein can be formulated as the sole pharmaceutically active ingredient in the composition, or beta-alanine may be combined and/or co-administered with other active ingredients. For example, another active ingredient may be another pharmacological agent known in the general art to be of value to attenuate the metabolic acidosis encountered during high-intensity exercise by increasing carnosine biosynthesis to delay the onset of fatigue during anaerobic exercise. In addition, combinations with creatine are desirable because the ergogenic effect of the formulation is enhanced. Further, the active materials also can be mixed with other active materials which do not impair the desired action, or with materials that supplement the desired action, such as antacids, H₂ blockers, and diuretics.

Co-administration as used herein refers to the administration of more than one therapeutic agents in the course of a coordinated treatment to achieve an improved clinical outcome. Such co-administration may also be coextensive; that is, occurring during overlapping periods of time.

A. Beta-Alanine and Muscles

Beta-alanine and L-histidine and their methylated analogues form di-peptides within the human or animal body. The di-peptides produced from beta-alanine and histidine include carnosine (beta-alanyl-L-histidine), anserine (beta-alanyl-L-1-methylhistidine), or balenine (beta-alanyl-L-3-methylhistidine) (referred to generically herein as "beta-alanylhistidine peptides"). Beta-alanylhistidine peptides are involved in the regulation of intra-cellular pH homeostasis during muscle contraction and, therefore, are involved in the development of muscle fatigue. Beta-alanylhistidine peptides provide an effective way of accumulating pH-sensitive histidine residues in a cell. Thus, variations in the muscle beta-alanylhistidine peptide concentrations affect the anaerobic work capacity of muscles, and increasing the amount of beta-alanylhistidine peptides within a muscle favorably affects performance and the amount of work that can be performed by the muscle.

Beta-alanine and L-histidine can be generated within the body or are made available via the diet. Within the body, beta-alanine is transported to tissues such as muscle. Since in a typical fed state, the concentration of beta-alanine in muscle is low in comparison with the concentration of L-histidine, the concentration of beta-alanine is likely limiting to the synthesis of beta-alanylhistidine peptides. The synthesis and accumulation of beta-alanylhistidine peptides in a human or animal body can be increased by increasing the blood or blood plasma concentrations of beta-alanine, increasing the blood or blood plasma concentrations of beta-alanine and creatine, or increasing the blood or blood plasma concentrations of beta-alanine, L-histidine, and creatine (i.e., N-(aminoiminomethyl)-N-glycine, N-amidinosarcosine, N-methyl-N-guanylglycine, or methylglycocyamine).

During sustained intensive exercise or exercise sustained under conditions of local hypoxia, the accumulation of hydronium ions formed during glycolysis and the accumulation of lactate due to anaerobic metabolism can severely reduce the intracellular pH. The reduced pH can compromise the function of the creatine-phosphorylcreatine system. The decline in intracellular pH also can affect other functions within the cells such as the function of the contractile proteins in muscle fibers. Administering beta-alanine to an individual

elevated muscle beta-alanylhistidine peptide levels and increased total work capacity of the muscle. In addition, chronic dietary supplementation with beta-alanine can increase muscle beta-alanylhistidine peptide concentration and, thus, increase intramuscular buffering capacity.

Providing beta-alanine or a compound that is a biological source of beta-alanine (e.g., carnosine, anserine, or balanine, and salts and chemical derivatives thereof) is a feasible means by which to attenuate the metabolic acidosis encountered during high-intensity exercise by increasing beta-alanylhistidine peptide biosynthesis and, thus, delay the onset of fatigue during anaerobic exercise. A compound that is a biological source of beta-alanine is defined herein as a compound that, when administered to the body by any route (for example parenterally, orally, topically), is converted by one or more chemical- or enzyme-catalysed reaction steps to beta-alanine, which then appears in blood, plasma or serum and is available for uptake into muscle and other tissues.

The free beta-alanine content of the composition may be present as any active form of beta-alanine or analogues thereof (e.g., esters or salts). The free beta-alanine content of the composition can be subjected to a micronization process (e.g. crushing, pulverizing, powdering and the like) prior to incorporation into the pharmaceutical composition so that the resulting composition is not unacceptably "gritty" in texture.

B. Pharmaceutical Compositions

The compositions provided herein include free beta-alanine or a biological source thereof in combination with a pharmaceutically acceptable carrier that is formulated for sustained release. While one mode of delivery is oral, other modes of delivery of compositions according to this invention can be used. These include mucosal delivery, nasal delivery, ocular delivery, transdermal delivery, parenteral delivery, vaginal delivery, rectal delivery, and intrauterine delivery. The compositions can be in a liquid, semi-liquid or solid form, and can be formulated in a manner suitable for the intended route of administration.

Typically, compositions containing free beta-alanine or a biological source thereof as described herein can be formulated into pharmaceutical compositions using techniques and procedures well known in the art. See, e.g.,

Ansel, *Introduction to Pharmaceutical Dosage Forms*, 4th Ed., 1985, pg 126.

Pharmaceutical carriers or vehicles suitable for administration of free beta-alanine or a biological source thereof include any such carriers known to those skilled in the art that are suitable for the particular mode of administration.

Formulations containing suitable quantities of beta-alanine or a biological source thereof include, for example, capsules, tablets, pills, powders, granules, sterile parenteral solutions or suspensions, oral solutions or suspensions, oil water emulsions as well as implants and microencapsulated delivery systems, and biodegradable, biocompatible polymers such as collagen, ethylene vinyl acetate, polyanhydrides, polyglycolic acid, polyorthoesters, and polylactic acid. Methods for preparing these compositions are known to those skilled in the art.

Formulations for oral delivery can include, for example, tablets, capsules, granules, and bulk powders. Types of oral tablets include compressed, chewable lozenges and tablets which may be enteric coated, sugar coated or film coated. Capsules can be hard or soft gelatin capsules, while granules and powders can be provided in non-effervescent or effervescent form with a combination of other ingredients known to those skilled in the art. By way of example, free beta-alanine or a biological source thereof can be suspended in, for example, propylene carbonate, vegetable oils or triglycerides and encapsulated in a gelatin capsule. Such solutions and the preparation and encapsulation thereof are disclosed, for example, in U.S. Patent Nos. 4,328,245; 4,409,239; and 4,410,545.

By way of example, enteric coated tablets, because of the enteric coating, resist the action of stomach acid and dissolve or disintegrate in the neutral or alkaline intestines; sugar coated tablets are compressed tablets to which different layers of pharmaceutically acceptable substances are applied; film coated tablets are compressed tablets which have been coated with a polymer or other suitable coating; and multiple compressed tablets are compressed tablets made by more than one compression cycle utilizing the pharmaceutically acceptable substances previously mentioned. Any of these formulations of tablets are suitable for delivering beta-alanine or a biological source thereof.

Free beta-alanine or a biological source thereof may be orally administered in a liquid form. Liquid formulations for oral delivery include aqueous solutions (e.g., elixirs and syrups), emulsions, suspensions, solutions

and/or suspensions. Elixirs are clear, sweetened, hydroalcoholic preparations, and pharmaceutically acceptable carriers used in elixirs generally include solvents. Syrups are concentrated aqueous solutions of a sugar, for example, sucrose, and may contain a preservative. An emulsion is a two phase system in which one liquid is dispersed in the form of small globules throughout another liquid. Pharmaceutically acceptable carriers used in emulsions are non aqueous liquids, emulsifying agents and preservatives. Suspensions use pharmaceutically acceptable suspending agents and preservatives.

For the preparation of solutions or suspensions, it is possible to use, for example, water or physiologically acceptable organic solvents such as alcohols (e.g., ethanol, propanol, isopropanol, 1,2-propylene glycol, polyglycols and their derivatives, fatty alcohols, partial esters of glycerol), oils (e.g., peanut oil, olive oil, sesame oil, almond oil, sunflower oil, soya bean oil, or castor oil), paraffins, dimethyl sulphoxide, triglycerides and the like. In the case of liquid formulations, the following substances may be used as stabilizers or solubilizers: lower aliphatic mono-and multivalent alcohols with 2-4 carbon atoms such as ethanol, n-propanol, glycerol, polyethylene glycols with molecular weights between 200-600 (e.g., 1 to 40% aqueous solution), gum acacia, guar gum, or other suspension agents selected from the hydrocolloids.

In addition to liquid formulations for oral delivery, solutions or suspensions used for non-oral delivery (e.g., parenteral, intradermal, subcutaneous, or topical) can include any of the following components: a sterile diluent such as water, saline solution, fixed oil, polyethylene glycol, glycerine, propylene glycol, dimethyl acetamide or other synthetic solvents; antimicrobial agents such as benzyl alcohol and methyl parabens; antioxidants such as ascorbic acid and sodium bisulfite; chelating agents such as ethylenediaminetetraacetic acid (EDTA); buffers such as acetates, citrates and phosphates; and agents for the adjustment of tonicity such as sodium chloride or dextrose. Parenteral preparations can be enclosed in ampules, disposable syringes or single or multiple dose vials made of glass, plastic or other suitable material.

In instances in which the free beta-alanine or a biological source thereof exhibit insufficient solubility, methods for solubilizing free beta-alanine or a biological source thereof may be used. Such methods are known to those of skill in the art and include, but are not limited to, using co-solvents such as

dimethylsulfoxide (DMSO), dimethylacetamide, using surfactants such as TWEEN®, or by dissolving the beta-alanine in aqueous sodium bicarbonate.

In one embodiment, beta-alanine or a biological source thereof can be formulated in a liposomal suspension (e.g., tissue-targeted liposomes) for delivery to a human or an animal. A liposomal suspension can be prepared according to methods known to those skilled in the art. See, for example, U.S. Patent No. 4,522,811. Briefly, liposomes such as multilamellar vesicles (MLV's) may be formed by drying down egg phosphatidyl choline and brain phosphatidyl serine (e.g., at a 7:3 molar ratio) on the inside of a flask. A solution of beta-alanine or a biological source thereof in phosphate buffered saline lacking divalent cations (PBS) is added and the flask shaken until the lipid film is dispersed. The resulting vesicles are washed to remove un-encapsulated beta-alanine, pelleted by centrifugation, and then resuspended in PBS.

Pharmaceutically acceptable carriers are known in the art, and their selection usually is dependent upon the intended route of delivery. Examples of carriers useful in solid and aqueous dispersions according to the compositions and methods provided herein include, but are not limited to, water-soluble polymers such as guar gum, glucomannan, psyllium, gum acacia, polyethylene glycol, polyvinylpyrrolidone, hydroxypropyl methylcellulose, and other cellulose ethers such as methylcellulose, and sodium carboxymethylcellulose. Additional carriers for a liquid composition include, for example, water, saline, aqueous dextrose, glycerol, glycols, ethanol, and the like.

Along with the beta-alanine or a biological source thereof, the composition can contain any number of additional components. For example, a composition containing beta-alanine also can include: a diluent such as lactose, sucrose, dicalcium phosphate, or carboxy methylcellulose; a lubricant, such as magnesium stearate, calcium stearate and talc; and/or a binder such as starch, natural gums, such as gum acaciagelatin, glucose, molasses, polyvinylpyrrolidone, celluloses and derivatives thereof, povidone, crospovidones and other such binders known to those of skill in the art. Compositions of the invention further can include disintegrating agents, coloring agents (e.g., any of the approved certified water soluble FD&C dyes), flavoring agents, and wetting agents. Flavoring and sweetening agents are useful, as are preservatives, stabilizers, buffer substances and antioxidants.

The pharmaceutical composition disclosed herein also may contain further substances such as emulsifying agents, solubilizing agents, pH buffering agents, and the like (e.g., acetate, sodium citrate, cyclodextrine derivatives, sorbitan monolaurate, triethanolamine sodium acetate, triethanolamine oleate, and other such agents). Solvents include glycerin, sorbitol, ethyl alcohol and syrup; examples of preservatives include glycerin, methyl and propylparaben, benzoic acid, sodium benzoate and alcohol; examples of non aqueous liquids utilized in emulsions include mineral oil and cottonseed oil; examples of emulsifying agents include gelatin, acacia, tragacanth, bentonite, and surfactants such as polyoxyethylene sorbitan monooleate; suspending agents include sodium carboxymethylcellulose, pectin, tragacanth, Veegum and acacia; sweetening agents include sucrose, syrups, glycerin and artificial sweetening agents such as saccharin; and wetting agents include propylene glycol monostearate, sorbitan monooleate, diethylene glycol monolaurate and polyoxyethylene lauryl ether.

Liquid pharmaceutically-administrable compositions can, for example, be prepared by dissolving, dispersing, or otherwise mixing free beta-alanine or a biological source thereof and optional pharmaceutical adjuvants in a carrier, such as, for example, water, saline, aqueous dextrose, glycerol, glycols, ethanol, and the like, to thereby form a solution or suspension. In addition, tablets and capsules formulations may be coated as known by those of skill in the art in order to modify or sustain dissolution of the active ingredient. Thus, for example, they may be coated with a conventional coating such as phenylsalicylate, waxes and cellulose acetate phthalate, or with another enteric coating that maintains its integrity in the stomach and provides sustained release of the beta-alanine. Methods of preparing pharmaceutical compositions are known or will be apparent to those skilled in this art. See, for example, *Remington's Pharmaceutical Sciences*, Mack Publishing Company, Easton, Pa., 15th Edition, 1975.

C. Sustained Release Formulations

The preferred formulation for the compositions containing free beta-alanine or a biological source thereof as described herein is a sustained release formulation. For the purposes of the present invention, the following terms may be considered to be substantially equivalent to 'sustained release': continuous

release, controlled release, delayed release, depot, gradual release, long-term release, programmed release, prolonged release, proportionate release, protracted release, repository, retard, slow release, spaced release, time coat, timed release, delayed action, extended action, layered-time action, long-acting, prolonged action, repeated action, slowing acting, sustained action, sustained-action medications, and extended release. Further discussions of these terms may be found in Lesczek Krowczynski, *Extended-Release Dosage Forms*, 1987 (CRC Press, Inc.).

The concentrations of free beta-alanine or a biological source thereof in the compositions disclosed herein are effective for increasing the anaerobic working capacity of a tissue by providing an amount of free beta-alanine to blood or blood plasma effective to increase the synthesis of beta-alanylhistidine peptides, particularly carnosine, in muscle and other tissues. A sustained release formulation of beta-alanine is administered in an amount effective to attenuate the metabolic acidosis encountered during high-intensity exercise and thus delay the onset of fatigue during anaerobic exercise without inducing symptoms of paraesthesia.

The concentration of free beta-alanine or a biological source thereof in the pharmaceutical composition will depend on the particular formulation, the rate of absorption, the inactivation and excretion rates of the beta-alanine, the physicochemical characteristics of the beta-alanine, and the dosage schedule as well as other factors known to those of skill in the art. The contemplated compositions, however, may contain 0.001% up to 100% of free beta-alanine or a biological source thereof (e.g., 0.1 - 85% or 75-95%).

The free beta-alanine or a biological source thereof is included in the pharmaceutically acceptable carrier in an amount sufficient to exert a therapeutically useful effect in the absence of undesirable side effects. The therapeutically effective concentration may be determined empirically by testing an amount of beta-alanine in *in vitro* and *in vivo* systems such as those described herein and then extrapolating therefrom for dosages in humans.

Typically, a therapeutically effective dosage should produce a blood, plasma or serum concentration of beta-alanine or an equivalent amount of a biological source thereof to muscle or other tissue of from about 0.1 $\mu\text{g/ml}$ to about 50-100 $\mu\text{g/ml}$. The pharmaceutical compositions typically should provide

a dosage of from about 0.001 mg to about 2000 mg of beta-alanine per kg of body weight per day. Pharmaceutical dosage unit forms are prepared to provide from about 1 mg to about 10,000 mg (e.g., from about 10 to about 5,000 mg) of the beta-alanine per dosage unit form.

The free beta-alanine dosage can be between about 1 milligram (mg) and about 200 mg per kilogram (kg) body weight, or the dose of a biological source thereof (e.g., a peptide of beta-alanine (e.g. carnosine)) can be between about 2.5 mg and about 500 mg per kg body weight. By way of example, suitable controlled release dosages in an 80 kg person per day can be between 0.08 grams to 16.0 grams of free beta-alanine or an equivalent amount of a biological source of beta-alanine. In one aspect, the total amount of free beta-alanine administered in a controlled release dosage per day can be at least 200 mg, from 200 mg to 5 g, from 5 g to 10 g, or from 5 g to 16 g or more per day for a human. A single dose of active ingredient, e.g., free beta-alanine or a biological source thereof, may be formulated to be in the amount about 200, 400, 800, 1600, 3200, 6400 mg or more.

For humans and animals, the compositions disclosed herein can be, for example, (a) 1% to 99% by weight of free beta-alanine or a biological source thereof and 0% to 98% by weight of water; (b) 1% to 98% by weight of free beta-alanine or a biological source thereof and 0% to 97% by weight of water; (c) 1% to 20% by weight of free beta-alanine or a biological source thereof, 9% to 99% by weight of glucose or other simple carbohydrate and 0% to 60% by weight of water; or (d) 1% to 20% by weight of free beta-alanine or 1% to 20% by weight of a peptide of beta-alanine, 9% to 99% by weight of glucose or other simple carbohydrate and 0% to 60% by weight of water.

A particular dosage of beta-alanine can be administered in a single dose or can be divided into a number of smaller doses to be administered at particular intervals of time. It is to be noted that concentrations and dosage values may also vary with the severity of the condition to be alleviated. It is to be further understood that for any particular subject, specific dosage regimens should be adjusted over time according to the individual need and the professional judgment of the person administering or supervising the administration of the compositions, and that the concentration ranges set forth herein are exemplary

only and are not intended to limit the scope or practice of the claimed compositions.

The pharmaceutically therapeutically active free beta-alanine, biological sources of beta-alanine, and derivatives, analogues or conjugates thereof are typically formulated and administered in unit dosage forms or multiple dosage forms. Unit dose forms as used herein refers to physically discrete units suitable for human and animal subjects and packaged individually as is known in the art. Each unit dose contains a predetermined quantity of therapeutically active beta-alanine sufficient to produce the desired therapeutic effect in association with the required pharmaceutical carrier, vehicle or diluent. Unit dose forms may be administered in fractions or multiples thereof. A multiple dose form generally is a plurality of identical unit dosage forms packaged in a single container to be administered in segregated unit dose form. Examples of unit dose forms include ampules and syringes and individually packaged tablets or capsules, and examples of multiple dose forms include vials, bottles of tablets or capsules, and bottles of pints or gallons.

As used herein, sustained release can mean any one of a number of extended release dosage forms. The various sustained release technologies cover a very broad spectrum of drug dosage forms. Sustained release technologies include, but are not limited to, physical systems as well as chemical systems.

Physical systems include, but are not limited to, reservoir systems with rate-controlling membranes such as encapsulation (e.g., micro- and macro-) and membrane systems; reservoir systems without rate-controlling membranes such as hollow fibers, ultra microporous cellulose triacetate, and porous polymeric substrates and foams; monolithic systems including those systems physically dissolved in non-porous, polymeric, or elastomeric matrices (e.g., non-erodible, erodible, environmental agent ingression, and degradable) and materials physically dispersed in non-porous, polymeric, or elastomeric matrices (e.g., non-erodible, erodible, environmental agent ingression, and degradable); laminated structures including reservoir layers chemically similar or dissimilar to outer control layers; and other physical methods such as osmotic pumps or adsorption onto ion-exchange resins.

Chemical systems include, but are not limited to, chemical erosion of polymer matrices (e.g., heterogeneous or homogeneous erosion) or biological

erosion of a polymer matrix (e.g., heterogeneous, or homogeneous). Hydrogels may also be employed as described in "*Controlled Release Systems: Fabrication Technology*", Vol. II, Chapter 3; pages 41-60; "*Gels For Drug Delivery*", Edited By Hsieh, D.

There are a number of sustained release drug formulations that have been developed. These include, but are not limited to, microencapsulated powders; osmotic pressure-controlled gastrointestinal delivery systems; hydrodynamic pressure-controlled gastrointestinal delivery systems; membrane permeation-controlled gastrointestinal delivery systems, which include microporous membrane permeation-controlled gastrointestinal delivery devices; gel diffusion controlled gastrointestinal delivery systems; and ion-exchange-controlled gastrointestinal delivery systems, which include cationic and anionic drugs. In one embodiment, the sustained release system can be an oil-microencapsulated sustained release powder dosage form that can be mixed with liquid and consumed as a drink mix beverage. See, also, sustained release formulations developed by Rohm Hass (Philadelphia, PA), as well as representative U.S. patents that disclose sustained release formulations (e.g., U.S. Patent Nos. 6,696,500; 6,756,049; 6,919,372; 6,992,065; and 7,048,947).

Furthermore, many of the conventional pharmaceutical binders, excipients and additives, when used in sufficient quantities, can act as controlled-release polymers and produce a sustained release effect. These include, but are not limited to, gelatin, natural sugars such as raw sugar or lactose, lecithin, mucilage, plant gums, pectins or pectin derivatives, algal polysaccharides, glucomannan, agar and lignin, guar gum, locust bean gum, acacia gum, xanthan gum, carrageenan gum, karaya gum, tragacanth gum, ghatti gum, starches (e.g., corn starch or amylose), dextran, polyvinyl pyrrolidone, polyvinyl acetate, gum arabic, alginic acid, tylose, talcum, lycopodium, silica gel (e.g., colloidal), cellulose and cellulose derivatives (e.g., cellulose ethers, cellulose ethers in which the cellulose hydroxy groups are partially etherified with lower saturated aliphatic alcohols and/or lower saturated, aliphatic oxyalcohols; e.g., methyloxypropyl cellulose, methyl cellulose, hydroxypropyl methyl cellulose, hydroxypropyl methyl cellulose phthalate, cross-linked sodium carboxymethylcellulose, cross-linked hydroxypropylcellulose, high-molecular weight hydroxymethylpropylcellulose, carboxymethyl-cellulose, low-molecular

weight hydroxypropylmethylcellulose medium-viscosity hydroxypropylmethylcellulose hydroxyethylcellulose, hydroxypropylcellulose, hydroxypropylmethylcellulose, sodium carboxymethylcellulose, alkylcelluloses, ethyl cellulose, cellulose acetate, cellulose propionate (low, medium or high molecular weight), cellulose acetatepropionate, cellulose acetate butyrate, cellulose triacetate, methyl cellulose, hydroxypropyl cellulose, or hydroxypropylmethyl cellulose), fatty acids as well as magnesium, calcium or aluminum salts of fatty acids with 12 to 22 carbon atoms, in particular saturated fatty acids (e.g., stearates such as magnesium stearate), polycarboxylic acids, emulsifiers, oils and fats, in particular vegetable (e.g., peanut oil, castor oil, olive oil, sesame oil, cottonseed oil, corn oil, wheat germ oil, sunflower seed oil, cod liver oil, in each case also optionally hydrated); glycerol esters and polyglycerol esters of saturated fatty acids (e.g., $C_{12}H_{24}O_2$ to $C_{18}H_{36}O_2$) and their mixtures, it being possible for the glycerol hydroxy groups to be totally or also only partly esterified (e.g., mono-, di- and triglycerides); high melting point hydrogenated vegetable oils suitable for microencapsulation; pharmaceutically acceptable mono- or multivalent alcohols and polyglycols such as polyethylene glycol and derivatives thereof, esters of aliphatic saturated or unsaturated fatty acids (e.g., 2 to 22 carbon atoms, e.g., 10-18 carbon atoms) with monovalent aliphatic alcohols (e.g., 1 to 20 carbon atoms) or multivalent alcohols such as glycols, glycerol, diethylene glycol, pentaerythritol, sorbitol, mannitol and the like, which may optionally also be etherified, esters of citric acid with primary alcohols, acetic acid, urea, benzyl benzoate, dioxolanes, glyceroforals, tetrahydrofurfuryl alcohol, polyglycol ethers with C_1 - C_{12} alcohols, dimethylacetamide, lactamides, lactates, ethylcarbonates, silicones (e.g., medium-viscous polydimethyl siloxanes), calcium carbonate, sodium carbonate, calcium phosphate, sodium phosphate, magnesium carbonate and the like.

In addition, coating agents may be used to create or enhance the sustained release features of a pharmaceutical composition. For example, plasticizers that are useful as coating agents include, but are not limited to, citric and tartaric acid esters (acetyl-triethyl citrate, acetyl tributyl-, tributyl-, triethyl-citrate); glycerol and glycerol esters (glyceroldiacetate, -triacetate, acetylated monoglycerides, castor oil); phthalic acid esters (dibutyl-, diamyl-, diethyl-, dimethyl-, dipropyl-phthalate), di- (2-methoxy- or 2-ethoxyethyl)-phthalate,

ethylphthalyl glycolate, butylphthalylethyl glycolate and butylglycolate; alcohols (propylene glycol, polyethylene glycol of various chain lengths); adipates (diethyladipate, di (2-methoxy-or 2-ethoxyethyl)-adipate; benzophenone; diethyl-and diburylsebacate; dibutylsuccinate; dibutyltartrate; diethylene glycol dipropionate; ethyleneglycol diacetate,-dibutyrate,-dipropionate; tributyl phosphate,tributylin; polyethylene glycol sorbitan monooleate; polysorbates such as Polysorbar 50; and sorbitan monooleate.

Methods of making sustained release pharmaceutical compositions are known in the art. For example, coating agents such as ethylcellulose and hydroxypropyl methylcellulose can be mixed together and sprayed onto beta-alanine or a biological source thereof in a fluid bed granulator. Another method of making a sustained release pharmaceutical composition employs mixtures of a high temperature melted vegetable oil (e.g., having an iodine value maximum of about 5 and a melting point of about 145° F) with a cellulose ether such as ethylcellulose. This combination can be processed in a vertical or horizontal high intensity mixer or a blender that is jacketed so as to allow a hot water bath to circulate around the mixer to elevate the temperature of the oil to the melting point. Powdered beta-alanine or a biological source thereof is then mixed with the molten oil until complete coverage is achieved (about 5-10 minutes), cooled, and the ethylcellulose sprayed onto the particles. The finished product is a microencapsulated, free-flowing sustained-release powder with an extended release profile. See, also, U.S. Patent Nos. 6,835,397; 6,013,286; and 5,190,775 for methods describing controlled release of encapsulated bioactive substances.

In the compositions, effective concentrations of free beta-alanine or a biological source thereof are mixed with a suitable pharmaceutical carrier or vehicle. The free beta-alanine or a biological source thereof may be derivatized as the corresponding salts, esters, enol ethers or esters, acids, bases, solvates, hydrates or pro-drugs prior to formulation, as is known in the art.

D. Dietary Supplements

Dietary supplements formulated for the sustained release of free beta-alanine or a biological source thereof are provided. The dietary supplements may comprise a food product or a liquid product.

1. Solid food products

A dietary supplement formulated as a food product can be in a solid or an edible suspension. Solid food products may comprise chewable or edible bars, cookies, biscuits, lozenges, chewing gum, or edible suspension. In one embodiment, the dietary supplement containing free-beta alanine or a biological source thereof is a solid food product in the form of a high-energy multi-saccharide edible bar containing the substance galactose.

In one embodiment, an edible food bar includes a saccharide component including 3 to 37% weight/weight (w/w) galactose, 0.1 to 75% w/w free beta-alanine or a biological source thereof, and optional further ingredients selected from amino acids, carbohydrates, fiber and fat, and other ingredients such as creatine and beta-alanylhistidine peptides (*e.g.* carnosine, anserine, and/or balenine). The amount of galactose can be, for example, 5 to 20% w/w (*e.g.*, 5 to 15% w/w). The saccharide component also can include glucose. In one embodiment, equal amounts of glucose and galactose are provided. In another embodiment, the amount of galactose is greater than the amount of glucose.

The invention generally includes the inclusion of free beta-alanine or a biological source thereof with other ingredients to give a bar, drink or other type of food that can be low in glucose and can have a low glycemic index. The use of galactose affords several advantages. For example, galactose is not insulogenic; that is, galactose does not itself induce an insulin response. Thus, its use is associated with less of an insulin response than the equivalent mass of glucose. Products in accordance with this invention may be used by diabetics or persons who are intolerant to lactose. Galactose can be used rapidly by the liver for synthesis of glycogen or glucose, and it is less likely to cause dental erosion than other sugars.

Some embodiments of solid food product compositions containing free beta-alanine incorporate 0.1 to 50% free beta-alanine or a biological source thereof. In order to prevent unwanted adverse side effects, it is desired that the free beta-alanine or a biological source thereof exhibits sustained or delayed release from the food product. For example, the free beta-alanine or a biological source thereof may be contained within a food product and separated from any moist ingredients by, for example, formulation in layers. Alternatively, the free beta-alanine or a biological source thereof may be embodied within the matrix of the food itself, wherein the nature of the matrix delays dissolution of the food

within the stomach. Additionally, beta-alanine can be encapsulated as granules or powder in a dry water-impervious shell (e.g., micro-encapsulation) and used in a food product. In this way, the free beta-alanine can be slowly released in the stomach by dissolution.

Use of fiber in a food product (e.g., an energy bar) is advantageous because different fiber products influence the release of sugars, affect the binding of various components and advantageously delay digestion. An amount of between 0 to 5% (or more) w/w sugars may be used in a food product containing beta-alanine or a biological source thereof. Furthermore, a composition containing beta-alanine or a biological source thereof may be absorbed onto the fiber prior to the manufacture of the food product. In this way, the absorption of the beta-alanine into the body may be retarded.

In a layered arrangement, the free beta-alanine powder or aggregate may be covered with a hard dry sugar layer. Alternatively or in addition, a chocolate containing layer may be used as a moisture barrier. A free beta-alanine containing layer may be provided as a laminar cylindrical layer disposed within the bar as the inner layer. Alternatively or in addition, ingredients such as fiber, nuts and dried fruit may be layered onto the layer-containing free beta-alanine to form a laminate. Such a layer may incorporate syrup so as to form a composite-type layer.

In alternative food products, beta-alanine powder or aggregate may be covered with a hard sugar mixture, chocolate or both to form particles with a mass of 100 to 500 mg. These can be combined with the remaining ingredients to form dispersed units within the matrix, for example, as chocolate chips within a cookie. Such an encapsulated arrangement may incorporate layers as previously described.

2. Edible suspensions

In another embodiment, dietary supplements containing free-beta alanine or a biological source of beta-alanine are food products wherein the free beta-alanine or a biological source of beta-alanine is suspended in an edible supporting matrix to form an edible suspension. The term "suspension" is intended to mean compositions containing free beta-alanine or a biological source of beta-alanine as provided herein, comprise free beta-alanine in solid form (e.g. as crystals, power or the like), distributed within an edible viscous

liquid or semi-liquid, or a solid, supporting matrix, typically such that settling (under the influence of gravity) of the solid beta-alanine is inhibited or prevented.

The composition may be provided in solid, liquid or semi-liquid form (e.g. as a drink, soup or yogurt). Preferably, the free beta-alanine is distributed substantially evenly throughout the supporting matrix (by homogenizing in some manner e.g. by stirring, blending or the like), which may be accomplished manually (e.g. by the consumer) and/or mechanically at the time the composition is prepared.

Conveniently, the food product is an otherwise conventional food product supplemented with free beta-alanine or a biological source of beta-alanine such that beta-alanine becomes suspended in the foodstuff. Examples of foodstuffs that may represent suitable supporting matrices for the composition of the invention include spreadable solids such as dairy or cheese spreads, margarines, meat and fish pastes and spreads and the like. Other convenient supporting matrices are those containing sugars or other carbohydrates, such as liquid ("runny") or solid ("set") honey, molasses, syrup (e.g. corn syrup, glucose syrup), treacle or gels of any description, foods made viscous by cooling including ice-cream, and foods made viscous by cooking and baking, e.g. muffins, pies, tarts, cakes, biscuits and cereal flakes.

If desired, the viscosity of the edible matrix and/or the composition as a whole, may be increased by the addition of viscosifiers, gelling agents and the like. Such components are well-known in the food industry and include, for example, plant-derived polysaccharides, gums and the like such as galactomannans, dextrans, guar gum, locust bean gum and so on. Such viscosifiers, gels and the like may form the supporting matrix, if desired. One representative edible matrix comprises a gel prepared from concentrated Aloe Vera extract: a smooth creamy paste, which, for example, can be packaged in a squeezable tube.

The composition may comprise one or more further components to improve its palatability, stability, flavor or nutritive quality. These further components may include electrolytes, vitamins (e.g., vitamin E, vitamin C, thiamin, riboflavin, niacin, vitamin B6, folic acid, vitamin B12, biotin, and pantothenic acid), lipids, carbohydrates (e.g., starch and/or sugars, e.g., glucose,

fructose, sucrose, and maltose), amino acids, trace elements, colorings, flavors, artificial sweeteners, natural health improving substances, anti-oxidants, stabilizers, preservatives, and buffers. The composition may be unflavored or have the normal flavor of the matrix. Alternatively, one or more flavors may be added (e.g. fruit, cheese or fish flavor).

Other ingredients that can be included in the presently disclosed sustained release beta-alanine compositions can include, for example, anti-oxidants, alpha-lipoic acid, tocotrienols, N-acetylcysteine, co-enzyme Q-10, extracts of rosemary such as carnosol, botanical anti-oxidants such as green tea polyphenols, grape seed extract, COX-1 type inhibitors such as resveratrol, ginkgo biloba, and garlic extracts. Other amino acids such as L-cysteine or L-citrulline may be added. Combination with an acetylcholine precursor such as choline chloride or phosphatidylcholine may be desirable, for example, to enhance vasodilation. It is to be understood that such combination therapy constitutes a further aspect of the compositions and methods of treatment provided herein.

Artificial sweeteners which can be used include Aspartame, Acesulfam K, Saccharin and Cyclamate. Almost any desired flavoring can be added such as fruity flavors such as berry, lemon, orange, papaya and grapefruit. Citric acid may be used as an acidulant and citrate (e.g. sodium citrate) as a buffering agent. Also, other natural health improving substances such as Pan D'Arco tea, Ginseng, Suma tea, Ginkgo, bee pollen and myrrh may be added in physiologically active amounts. Preservatives such as potassium benzoate and/or potassium sorbate can be included. Coloring can be included such as cold water soluble colorant such as beta-carotene. Other suitable colorings, however, will be apparent to those skilled in the art. A clouding agent may be included in the composition, if desired, to improve the appearance of the composition.

Mineral and trace elements also can be added in any type or form which is suitable for human consumption. It is convenient to provide the calcium and potassium in the form of their gluconates, phosphates or hydrogen phosphates, and magnesium as the oxide or carbonate, chromium as chromium picolinate, selenium as sodium selenite or selenate, and zinc as zinc gluconate. Representative amounts include sodium at 400 mg/liter, calcium at 100 mg/liter, chloride at 600 mg/liter, potassium at 200 mg/liter, magnesium at 75 mg/liter

and phosphorus at 50 mg/liter, chromium at 125 µg/liter, selenium at 125 µg/liter and zinc at 15 mg/liter.

In accordance with the present invention, there may be employed conventional molecular biology, microbiology, biochemical, and recombinant DNA techniques within the skill of the art. Such techniques are explained fully in the literature. The invention will be further described in the following examples, which do not limit the scope of the invention described in the claims.

EXAMPLES

Example 1—Edible Gel Formulation for the Sustained Release of Free Beta-Alanine

To prepare an edible gel containing free beta-alanine the contents of two packets of commercially available strawberry flavored gelatin gel were dissolved in 200 ml of boiling water. The contents were stirred continuously until the gel was completely dissolved. The gel was further fortified with the addition of a sachet of gelatin capsules. To this was added 80 g free beta-alanine (in a final volume of approximately 300 ml). The concentrated gel solution was poured into a 12 x 12 cm flat mould to a depth of approximately 2 cm and allowed to set to a stiff gel at 4°C. One square piece of gel (approximately 2 x 2 x 2 cm in size) contained approximately 2 g of beta-alanine.

When the piece of gel containing 2 g beta-alanine was ingested (either as two half pieces), symptoms of paraesthesia were mild in the following 20 minutes, and in some subjects could not be detected at all. In contrast, symptoms of paraesthesia were detected in subjects that ingested 2 g free beta-alanine dissolved in water. Thus the sustained release of free beta-alanine mitigates the symptoms of paraesthesia that are felt when equivalent amounts are administered in a single bolus dose.

Example 2—Dissolution of Beta-Alanine Capsules

Samples. Beta-alanine capsules produced by Balchem Encapsulates (New Hampton, NY; see, for example, U.S. Patent No. 6,835,397) were filled with lipid coated granules of beta-alanine. Samples were identified as RIA-1743 60%, 70%, 80%, 90% and RIA-1744 60%, 70%, 80%, 90% based on the amount of beta-alanine present.

Experimental Testing. Testing was performed by Natural Alternative Inc.'s Research & Development Laboratory utilizing the Logan Instruments DISSO III, USP test apparatus 3. Dissolution was carried out in 0.1 N hydrochloric acid for the length of six hours. Samples were taken at 1, 2, 3, and 6 hours.

Screens used for the first analysis were single size 40 mesh for the top and bottom caps. The second analysis with RIA-1744 applied two mesh screens for the top and bottom caps: a size 40 mesh screen and a second mesh screen (with slightly larger hole size) were combined. Mesh screens were combined as an effort to contain the granules inside the reciprocating cylinders. Granules were released from the capsules following capsule shell disintegration. Quantitation was performed using HPLC analysis with evaporative light scattering detection.

Results. Tables 1 and 2 show the results using the single mesh screens size 40, and Table 3 shows the analysis of RIA-1744 with double mesh screens. The data show that the 80% and 90% samples of both formulations, RIA-1743 and RIA-1744, demonstrate little sustained release properties. The RIA-1744 60% and 70% formulation demonstrated sustained release properties in both analyses. The 60% formulation had even less beta-alanine dissolved at the end of six hours.

Table 1

RIA-1743	% Dissolved			
Hour	1	2	3	6
60%	0.0	8.3	8.8	10.0
70%	11.3	12.4	14.1	17.2
80%	27.9	35.2	44.6	44.8
90%	88.9	93.4	76.8	95.9

Table 2

RIA-1744	% Dissolved			
Hour	1	2	3	6
60%	18.6	33.9	49.3	74.9
70%	26.3	46.8	62.6	81.2
80%	88.1	90.3	73.2	91.3
90%	96.1	94.6	93.7	93.5

Table 3

RIA-1744	% Dissolved			
Hour	1	2	3	6
60%	20.8	33.1	46.4	80.4
70%	26.2	46.7	58.0	84.8
80%	86.4	94.4	92.5	98.1

Example 3—Sustained Release Formulation Compared to a Non-Sustained Release Formulation

Two subjects were given 1.75 g beta-alanine dissolved in water (formulated as a drink) or 5 capsules, each containing 0.35 g beta-alanine in a delayed release formulation. Subjects reported symptoms of paraesthesia affecting the face, scalp, neck, arms, hands and buttocks with 1.75 g of beta-alanine administered in a drink, but not with 1.75 g administered in the delayed release capsule formulation. Results (mean \pm SE) are shown in Figure 1.

Example 4—Sustained Release Formulations

Subjects were given capsules containing 400 mg beta-alanine but as formulations composed of 100%, 90%, 80%, 70% and 60% beta-alanine, with the balance comprising a lipid mixture to delay dissolution. Two different lipid mixtures were used, referred to herein as mixtures “A” and “B”.

Figure 2 shows the compositions of “A” and “B” that contained the highest beta-alanine concentration in which paraesthesia symptoms were not recorded. Each column of figures denotes (from top to bottom): subject number; gender; weight (kg); and number of 400 mg capsules ingested.

Subjects 1-6 did not record paraesthesia symptoms even when the capsules were entirely (i.e., 100%) beta-alanine. Subjects 1-4 took 5 capsules at each dose and subjects 5-6 took 4 capsules at each dose. Subjects 7-10 went to a lower % of beta-alanine before paraesthesia symptoms disappeared completely, more so when taking mixture “B” compared to mixture “A”. Each of subjects 7-10 took 4 capsules at each dose. Subjects 11-14 were more sensitive to the paraesthesia effects of beta-alanine than the other subjects, recording the highest grade symptoms at 100% beta-alanine. No paraesthesia symptoms were experienced by subject 11 with 60% beta-alanine in either mixture “A” or “B”. Subjects 12-13 still experienced mild paraesthesia symptoms at 60% beta-

alanine in either mixture and were, therefore, projected as being symptom free at 50% in either mixture. Subjects 13 and 14 took just 3 capsules at each dose.

OTHER EMBODIMENTS

It is to be understood that while the invention has been described in conjunction with the detailed description thereof, the foregoing description is intended to illustrate and not limit the scope of the invention, which is defined by the scope of the appended claims. Other aspects, advantages, and modifications are within the scope of the following claims.

51978-11

CLAIMS:

1. A dietary supplement comprising free beta-alanine or a salt, ester, enol ether, enol ester, acid, base, solvate or hydrate of beta-alanine, wherein:

the supplement is formulated for the sustained release of beta-alanine;

5 wherein the supplement contains from about 0.1 g to about 10.0 g of free beta-alanine or a salt, ester, enol ether, enol ester, acid, base, solvate or hydrate of beta-alanine; and

wherein the dietary supplement is formulated to deliver an effective amount of beta-alanine to increase free beta-alanine in blood or blood plasma to
10 increase tissue anaerobic working capacity without causing paraesthesia.

2. The dietary supplement of claim 1, wherein the supplement comprises, in a single serving, from about 1.0 g to about 10.0 g of free beta-alanine.

3. The dietary supplement of claim 1, wherein the supplement comprises, in a single serving, from about 2.0 g to about 8.0 g of free beta-alanine.

15 4. The dietary supplement of claim 1, wherein the supplement comprises, in a single serving, from about 3.0 g to about 7.0 g of free beta-alanine.

5. The dietary supplement of claim 1, wherein the supplement comprises, in a single serving, from about 4.0 g to about 6.0 g of free beta-alanine.

6. The dietary supplement of claim 1, wherein the supplement is a food
20 product.

7. The dietary supplement of claim 6, wherein the food product is a high energy multi-saccharide edible bar comprising galactose, free beta-alanine, saccharide, fiber; and wherein the free beta-alanine is comprised of granules or powder encapsulated in a dry, water-impervious shell formulated for the sustained
25 release of beta-alanine.

51978-11

8. The dietary supplement of claim 1, further comprising one or more additional components selected from the group consisting of vitamins, lipids, carbohydrates, amino acids, trace elements, colorings, flavors, artificial sweeteners, antioxidants, stabilizers, preservatives and buffers.

5 9. The dietary supplement of claim 1, wherein the free beta-alanine is contained in a layer separate from other ingredients of the food product.

10. The dietary supplement of claim 6, wherein the food product comprises free beta-alanine suspended in an edible supporting matrix formulated for sustained release of beta-alanine.

10 11. The dietary supplement of claim 10, further comprising one or more additional components selected from the group consisting of vitamins, lipids, carbohydrates, amino acids, trace elements, colorings, flavors, artificial sweeteners, antioxidants, stabilizers, preservatives and buffers.

12. The dietary supplement of claim 11, wherein the edible supporting
15 matrix comprises an ingredient selected from the group consisting of honey, syrup, molasses, treacle, and concentrated Aloe Vera gel.

13. Use for increasing the anaerobic working capacity of tissue, of:

free beta-alanine in a sustained released formulation in an amount effective to increase beta-alanylhistidine peptide synthesis in a tissue via a dietary
20 supplement;

wherein the dietary supplement contains from about 0.1 g to about 10.0 g of free beta-alanine or a salt, ester, enol ether, enol ester, acid, base, solvate or hydrate of beta-alanine; and

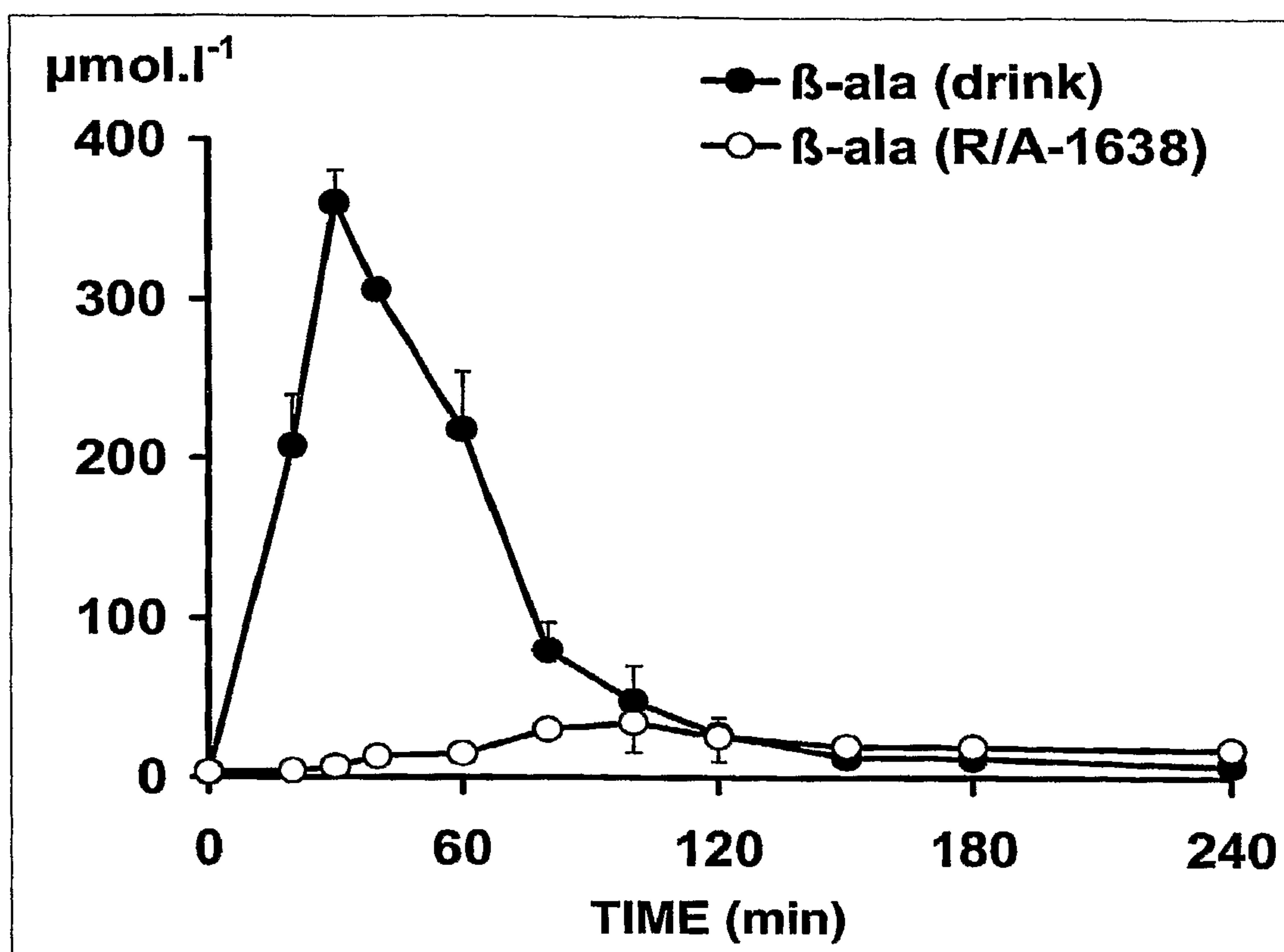
whereby the concentration of beta-alanylhistidine is increased in the
25 tissue without causing paraesthesia when the tissue is exposed to blood or blood plasma.

51978-11

14. The dietary supplement of claim 1, wherein the supplement is formulated as a single serving.

15. The dietary supplement of claim 1, wherein the supplement is a liquid or semi-liquid form.

5 16. The dietary supplement of claim 1 or 10 further comprising a natural health improving substance.

**Figure 1**

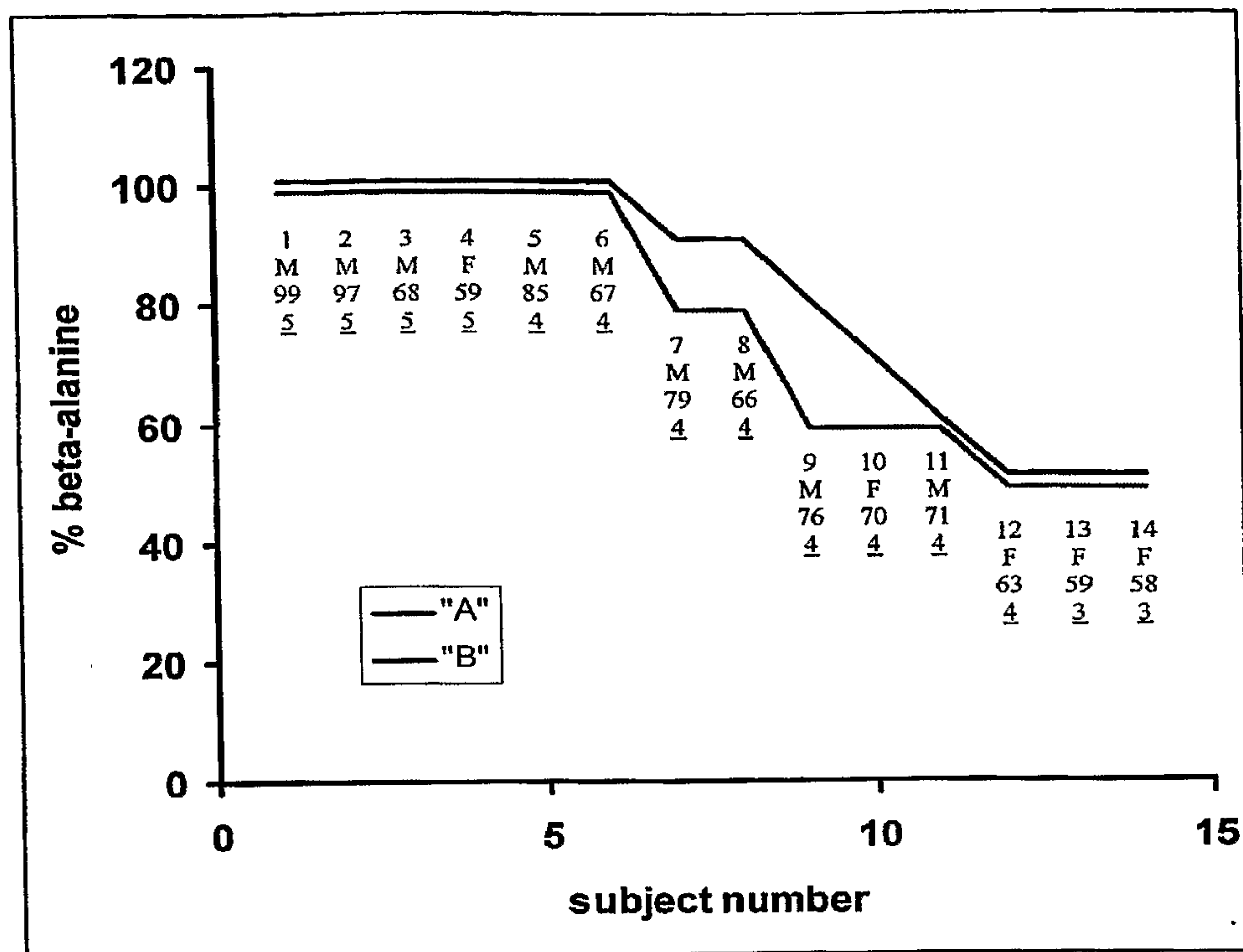


Figure 2

