



US00D370052S

United States Patent [19]

[11] **Patent Number:** **Des. 370,052**

Chan et al.

[45] **Date of Patent:** ****May 21, 1996**

[54] **HAND HELD SHOWER HEAD**

D. 348,720 7/1994 Haug et al. D23/223
4,068,801 1/1978 Leutheuser 239/394

[75] Inventors: **Raymond W. M. Chan**, Vancouver, Canada; **Joseph E. Ford**, Cary; **Ronald O. Hilger**, Elmhurst, both of Ill.

Primary Examiner—A. Hugo Word
Assistant Examiner—Robin U. Taylor
Attorney, Agent, or Firm—Laff, Whitesel, Conte & Saret, Ltd.

[73] Assignee: **Jing Mei Industrial Limited**, Tsuen Wan

[57] **CLAIM**

[**] Term: **14 Years**

The ornamental design for a hand held shower head, as shown and described.

[21] Appl. No.: **25,241**

DESCRIPTION

[22] Filed: **Jun. 28, 1994**

[52] **U.S. Cl.** **D23/223**

[58] **Field of Search** D23/213, 223-230;
239/394, 373, 414-5, 525-8, 300-302,
456-460

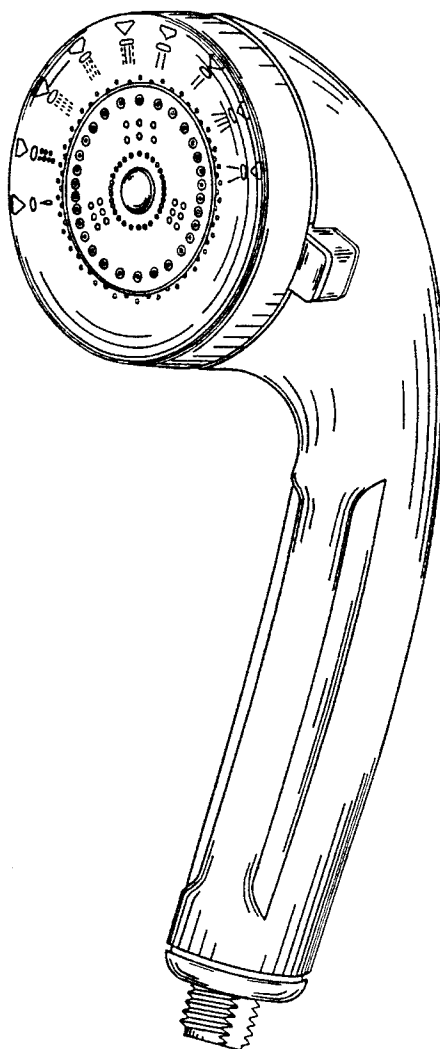
FIG. 1 is a top plan view of a hand held shower head, showing the new design;
FIG. 2 is a left elevation view thereof;
FIG. 3 is a bottom plan view thereof;
FIG. 4 is a right elevation view thereof;
FIG. 5 is a front elevation view thereof;
FIG. 6 is a rear elevation view thereof; and,
FIG. 7 is a perspective view of the inventive shower head.

[56] **References Cited**

U.S. PATENT DOCUMENTS

D. 332,303 1/1993 Hose D23/223
D. 334,048 3/1993 Ben-Zur D23/223

1 Claim, 4 Drawing Sheets



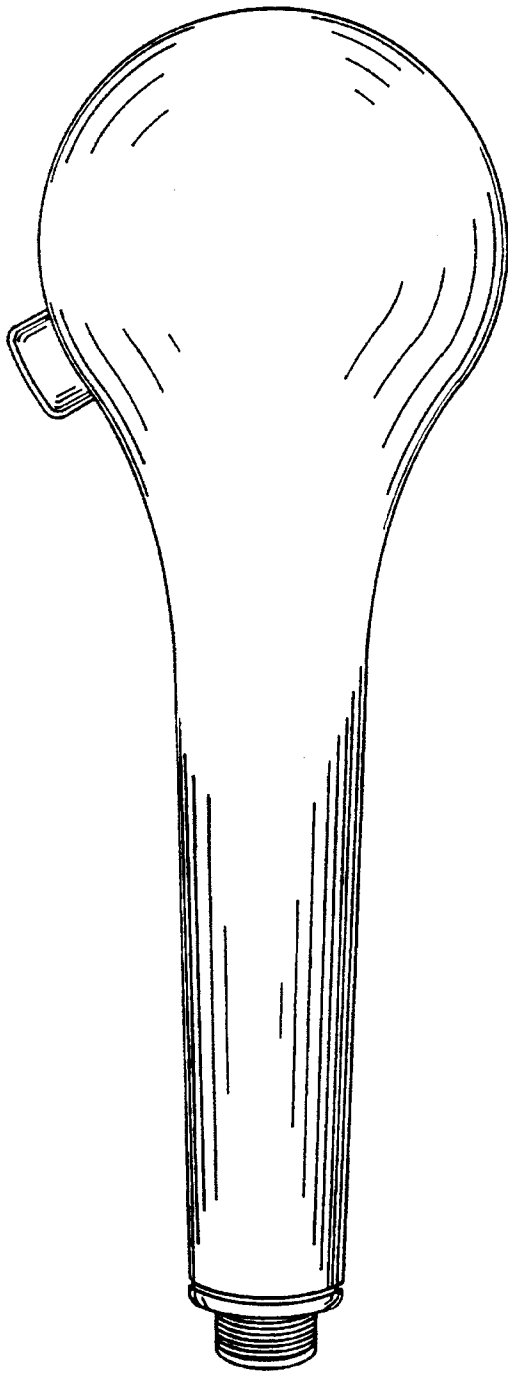


FIG. 1




FIG. 2

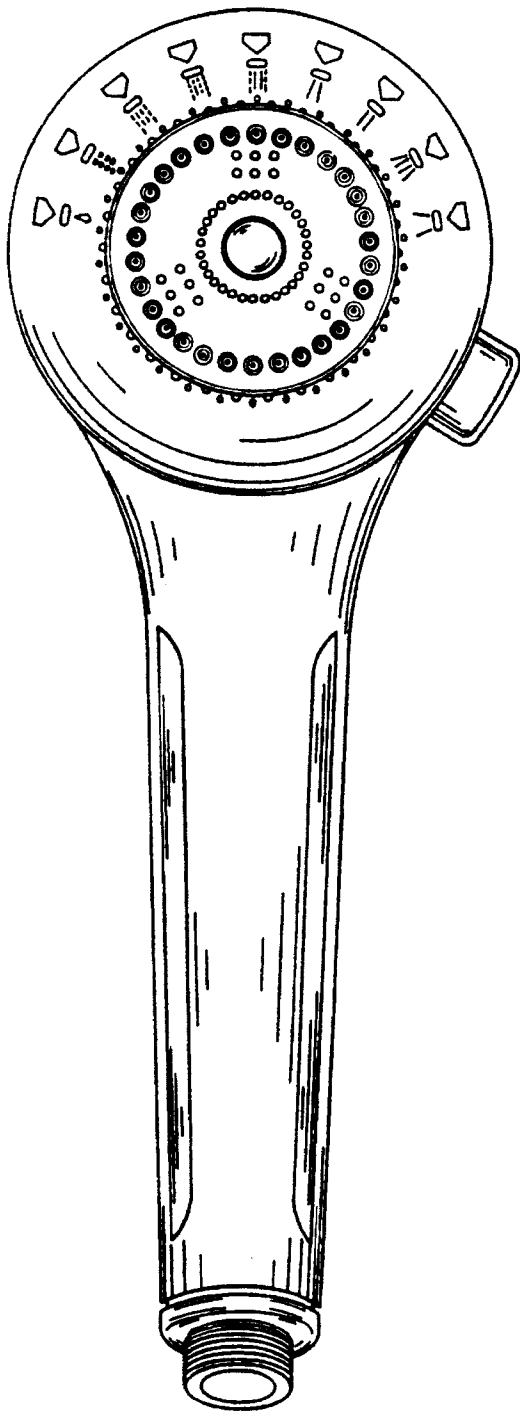


FIG. 3



FIG. 4

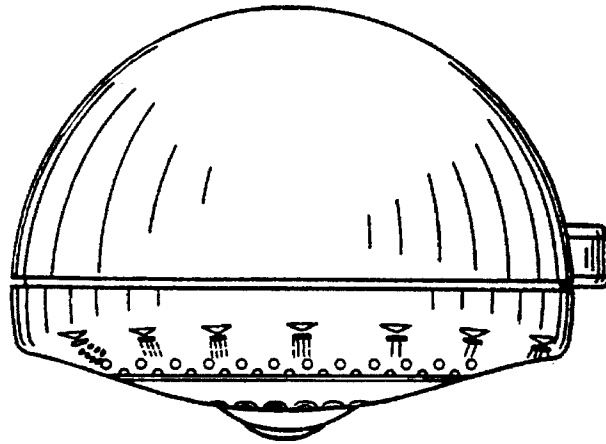


FIG. 5

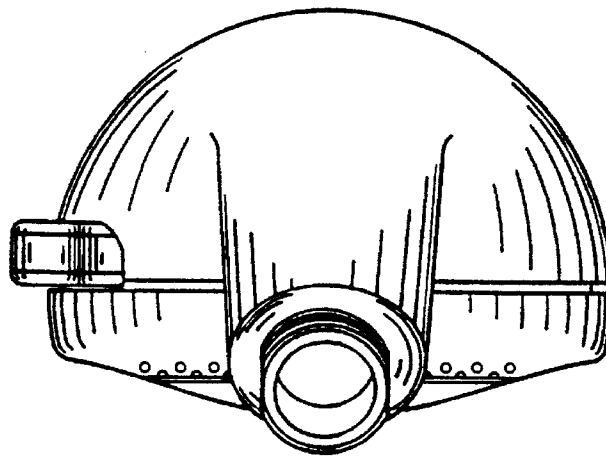


FIG. 6

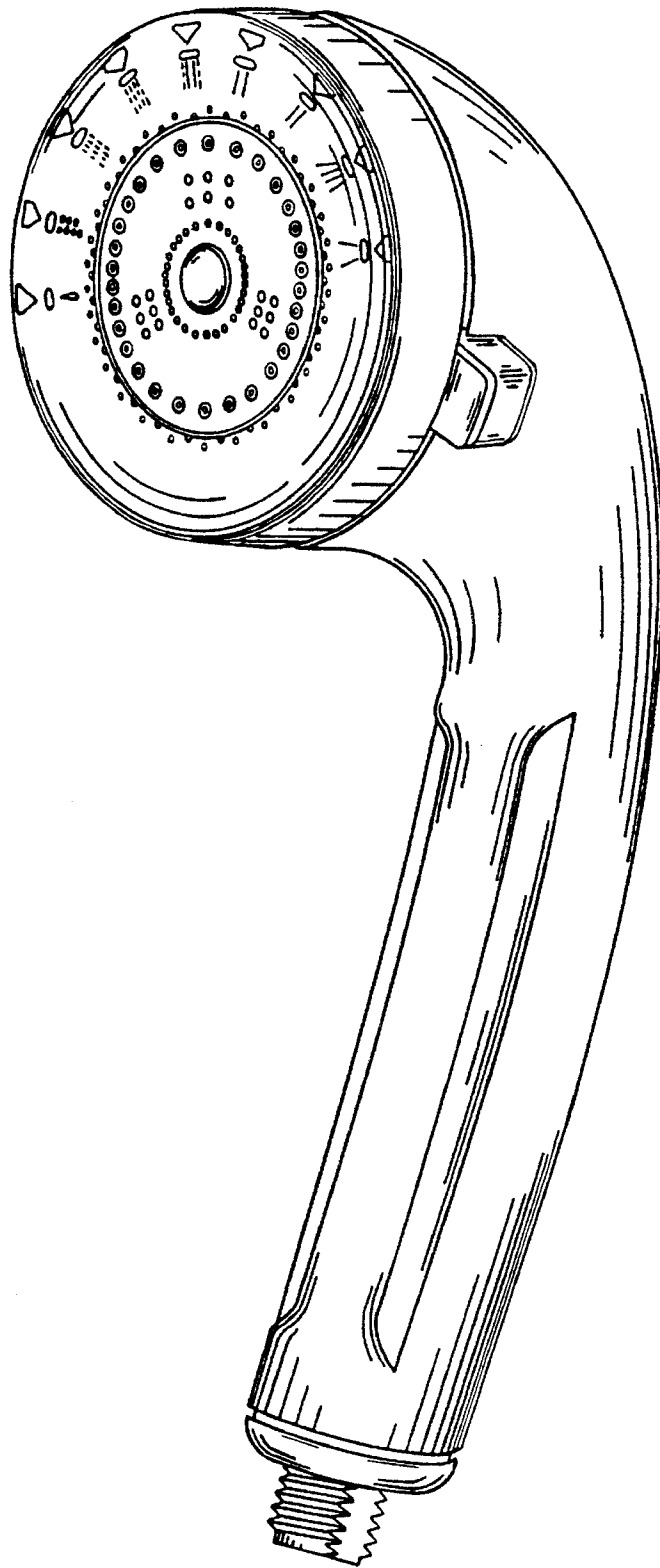


FIG. 7