



US00D341383S

United States Patent [19]

[11] Patent Number: **Des. 341,383**

London et al.

[45] Date of Patent: **** Nov. 16, 1993**

[54] **GOLF GAME BOARD**

1,781,230 11/1930 Hill 273/245
3,910,581 10/1975 Nicholson 273/245

[76] Inventors: **Danny E. London, P.O. Box 1443;
Tracy L. Yeager, P.O. Box 964, both
of White Salmon, Wash. 98672**

FOREIGN PATENT DOCUMENTS

1242752 10/1988 Canada 273/236

[**] Term: **14 Years**

Primary Examiner—Bernard Ansher
Assistant Examiner—Sandra Morris
Attorney, Agent, or Firm—Leon Gilden

[21] Appl. No.: **801,078**

[22] Filed: **Dec. 2, 1991**

[52] U.S. Cl. **D21/27**

[57] CLAIM

[58] Field of Search **D21/5, 6, 14-36;
273/236-285**

The ornamental design for a golf game board, as shown and described.

[56] References Cited

DESCRIPTION

U.S. PATENT DOCUMENTS

D. 130,674	12/1941	Meeker	D21/15
D. 144,281	4/1946	Anselman	D21/27
D. 199,575	11/1964	Crupi	D21/27
D. 215,739	10/1969	Travis	D21/16
D. 231,554	4/1974	Liptak	D21/15
D. 299,661	1/1989	Henken	D21/27

FIG. 1 is a front elevational view of the golf game board showing my new design;
FIG. 2 is a rear elevational view thereof;
FIG. 3 is a left side elevational view thereof;
FIG. 4 is a right side elevational view thereof;
FIG. 5 is a top plan view thereof; and,
FIG. 6 is a bottom plan view thereof.

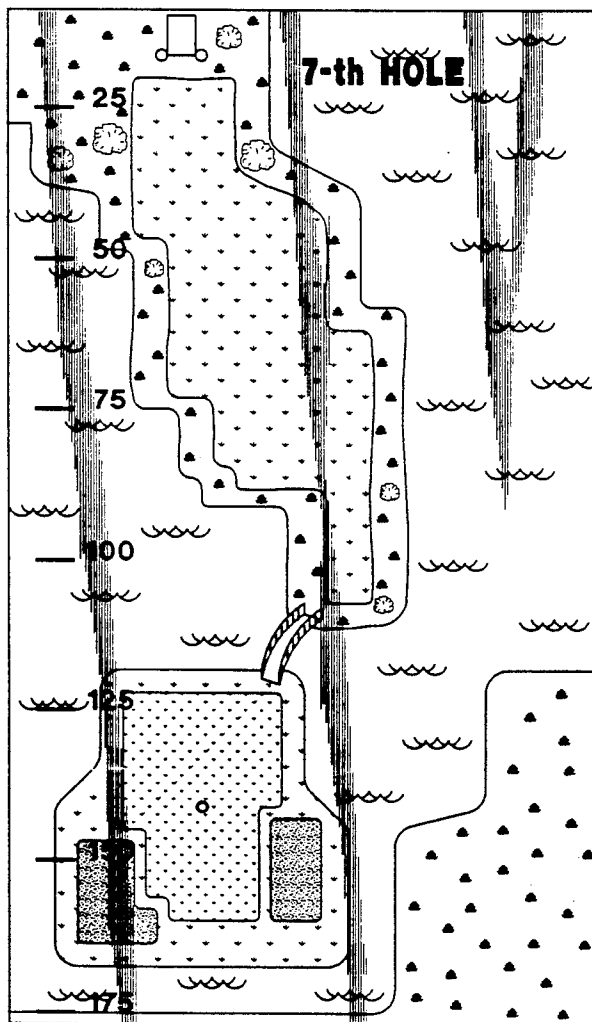


FIG. 1

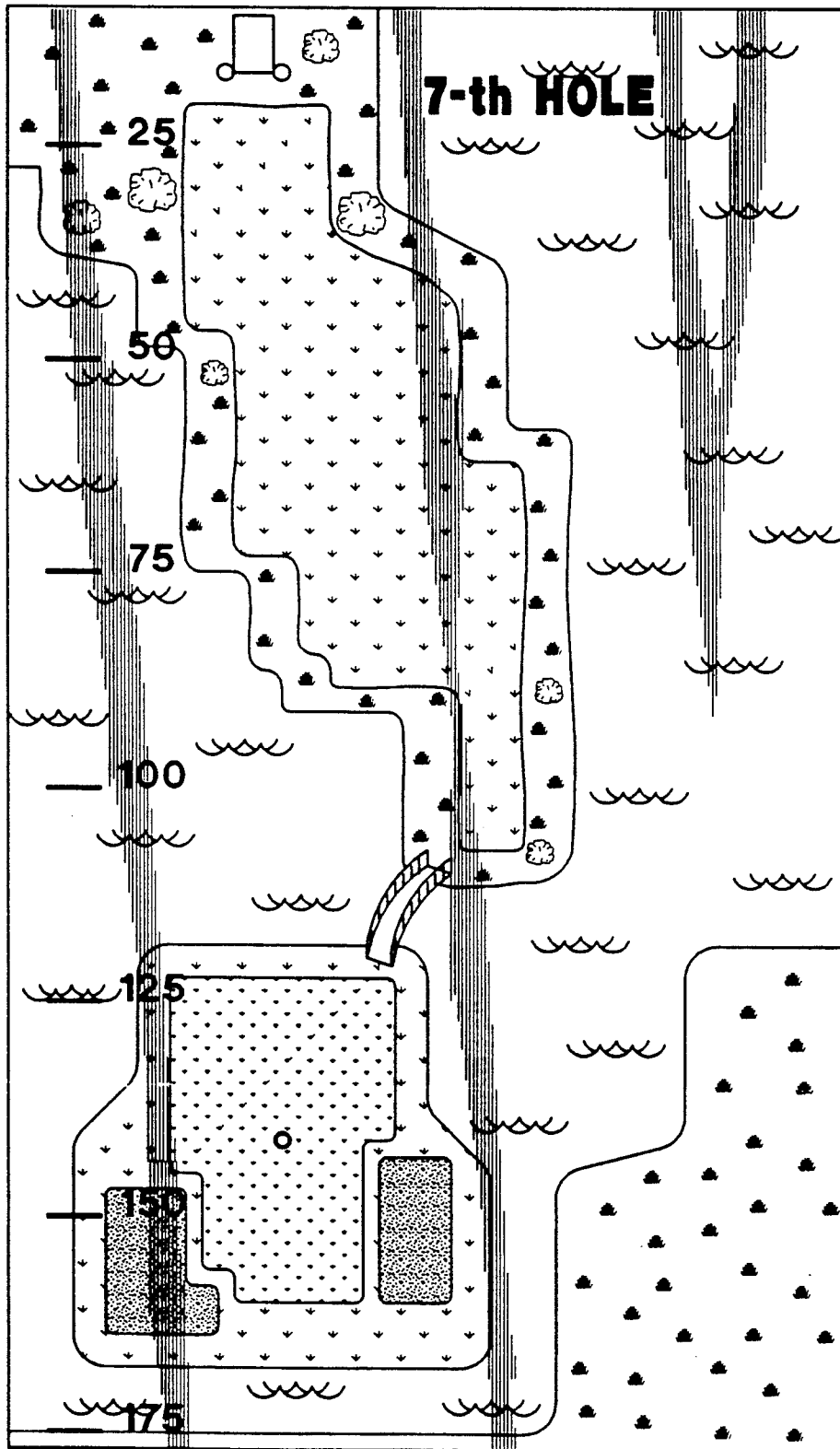


FIG. 2

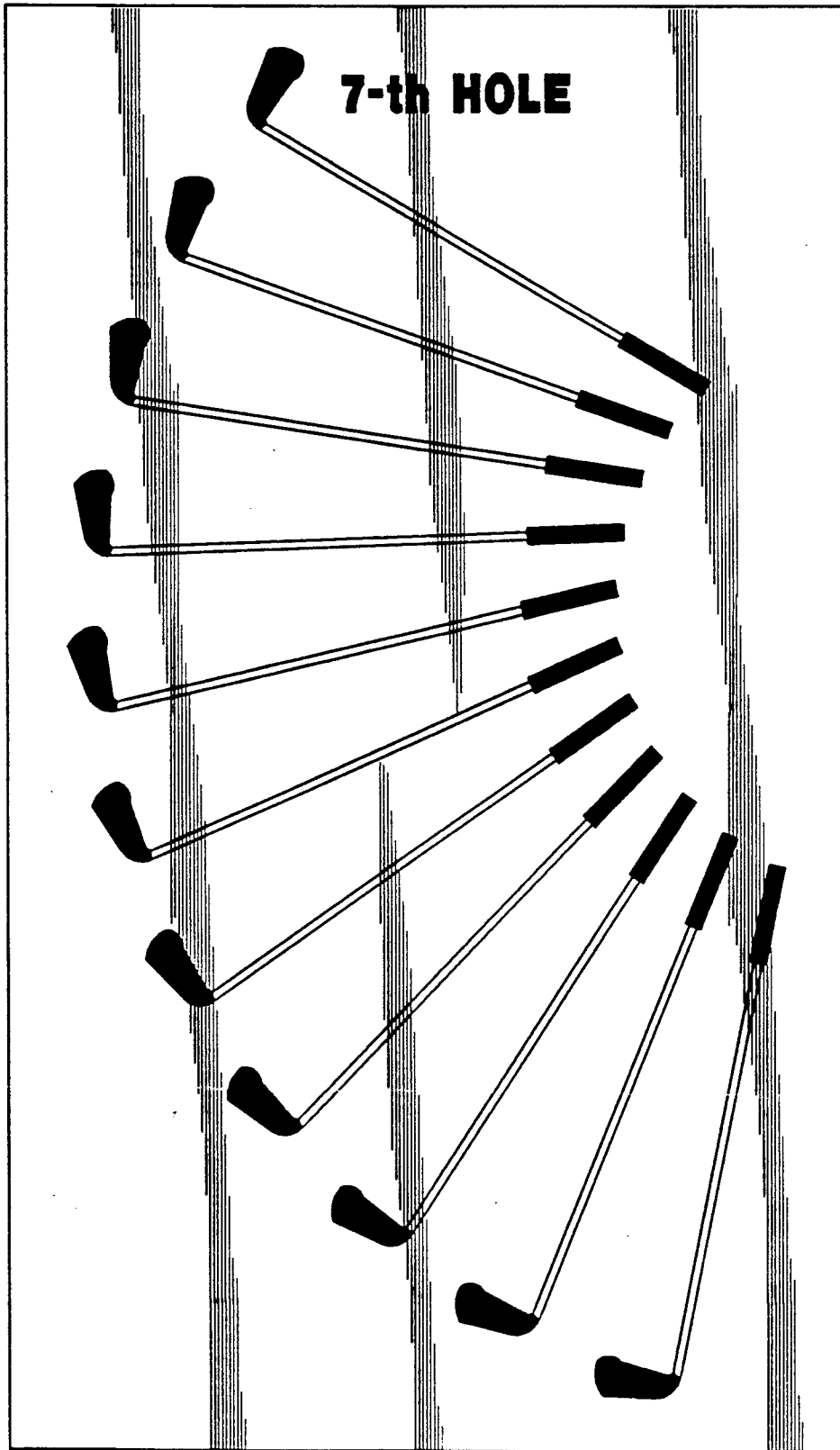


FIG. 3



FIG. 4



FIG. 5




FIG. 6

