



US00D744975S

(12) **United States Design Patent**
Kimura

(10) **Patent No.:** **US D744,975 S**
(45) **Date of Patent:** **** Dec. 8, 2015**

(54) **DIGITAL AUDIO DISC PLAYER FOR
AUTOMOBILE**

(71) Applicant: **JVC Kenwood Corporation**, Kanagawa
(JP)

(72) Inventor: **Hideyuki Kimura**, Kanagawa (JP)

(73) Assignee: **JVC KENWOOD CORPORATION**,
Kanagawa (JP)

(**) Term: **14 Years**

(21) Appl. No.: **29/494,628**

(22) Filed: **Jun. 23, 2014**

(30) **Foreign Application Priority Data**

Mar. 19, 2014 (JP) 2014-005808

(51) **LOC (10) CL.** **14-03**

(52) **U.S. CL.**
USPC **D14/203.1**

(58) **Field of Classification Search**

USPC D14/496, 401, 435, 474, 483, 217, 137,
D14/138, 160, 168, 356, 203.1-203.8, 507;
345/156, 169, 173-179, 905;
715/727-729, 864; 710/1, 5, 8; 713/1,
713/600; 455/1.1, 1.7, 73, 344-347, 93, 95,
455/3.01-3.06, 550.1, 573.1; 370/342-344;
369/1, 2, 6-12; 463/43-47; 273/148 B

CPC G11B 5/00

See application file for complete search history.

(56) **References Cited**

U.S. PATENT DOCUMENTS

4,181,823	A *	1/1980	DeLamoreaux et al.	369/10
5,852,594	A *	12/1998	Kaise et al.	720/647
D475,691	S *	6/2003	Nishii et al.	D14/157
D487,448	S *	3/2004	Sadatsuki	D14/157
6,801,708	B1 *	10/2004	Takahashi et al.	386/290
D504,881	S *	5/2005	Kangasmaa	D14/188
6,908,387	B2 *	6/2005	Hedrick et al.	463/31
D517,035	S *	3/2006	Sogabe	D14/505
D554,089	S *	10/2007	Takahashi	D14/203.3
D606,561	S *	12/2009	Tsuboi	D14/496
D689,905	S *	9/2013	Moriya et al.	D14/496
D700,210	S *	2/2014	Takano et al.	D14/496

* cited by examiner

Primary Examiner — Prabhakar Deshmukh

(74) *Attorney, Agent, or Firm* — Osha Liang LLP

(57) **CLAIM**

The ornamental design for a digital audio disc player for automobile, as shown and described.

DESCRIPTION

FIG. 1 is a perspective view of front, top and left side of a digital audio disc player for automobile showing my new design;

FIG. 2 is a front view thereof;

FIG. 3 is a rear view thereof;

FIG. 4 is a left side view thereof;

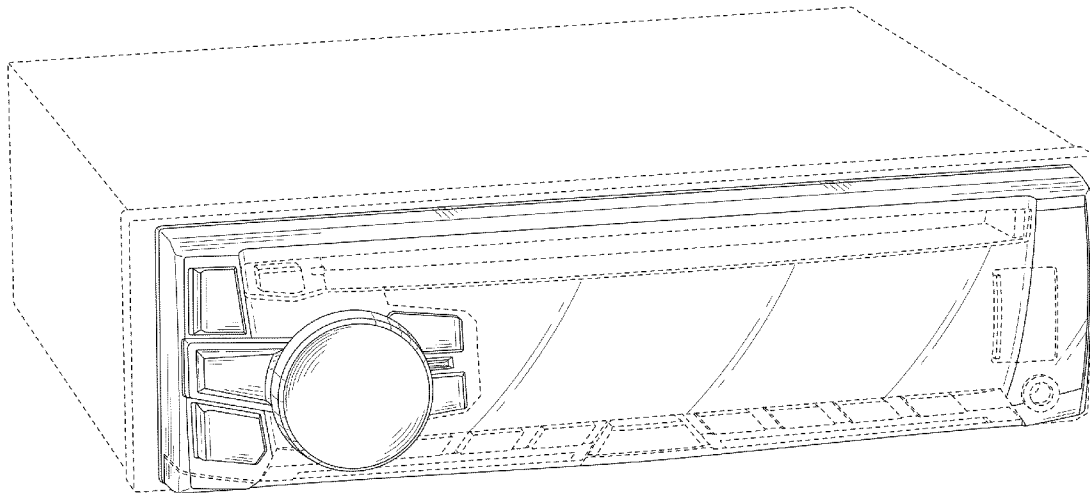
FIG. 5 is a right side view thereof;

FIG. 6 is a top view thereof; and,

FIG. 7 is a bottom view thereof.

The broken lines shown are included for the purpose of illustrating the unclaimed portions of a digital audio disc player for automobile and form no part of the claimed design.

1 Claim, 5 Drawing Sheets



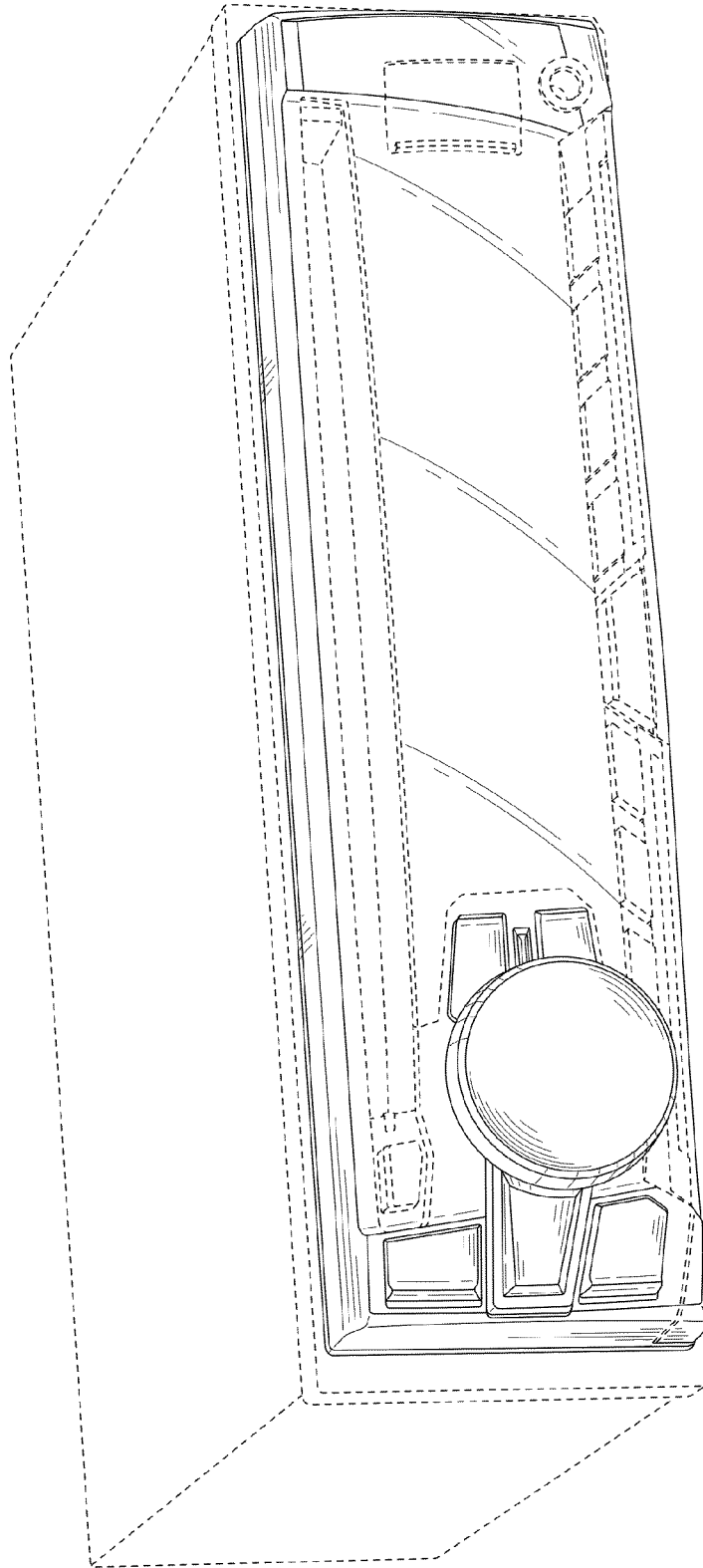


FIG. 1

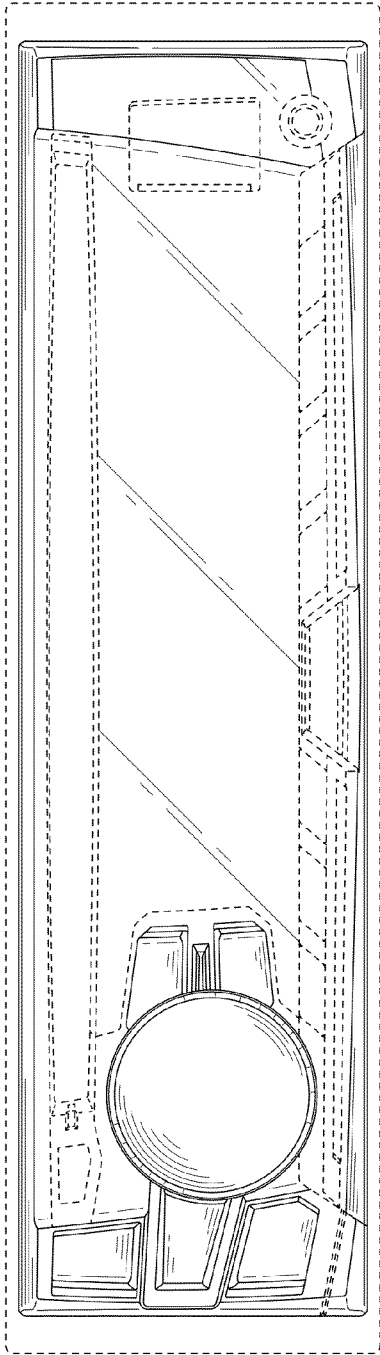


FIG. 2



FIG. 3




FIG. 4




FIG. 5




FIG. 6

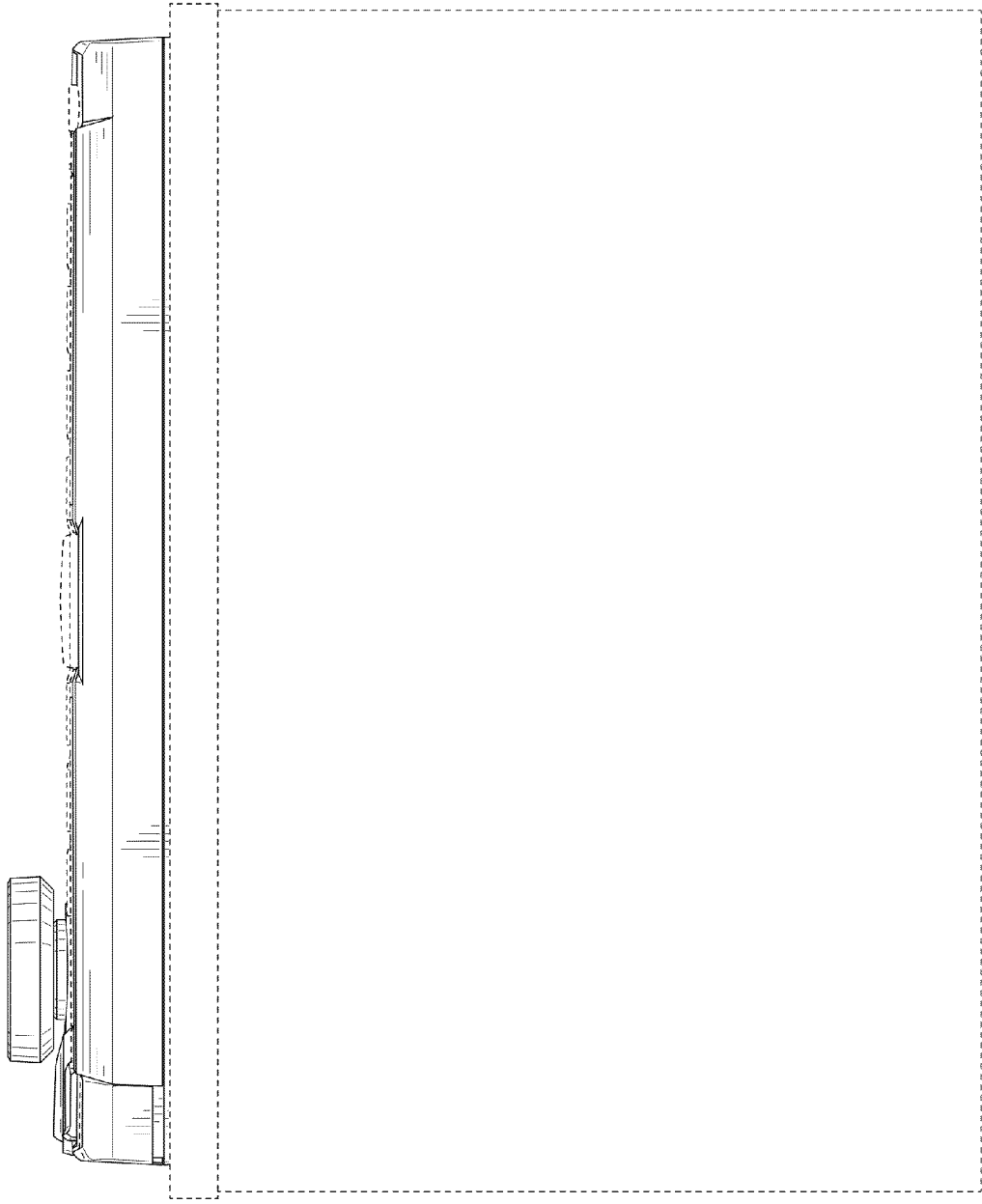


FIG. 7