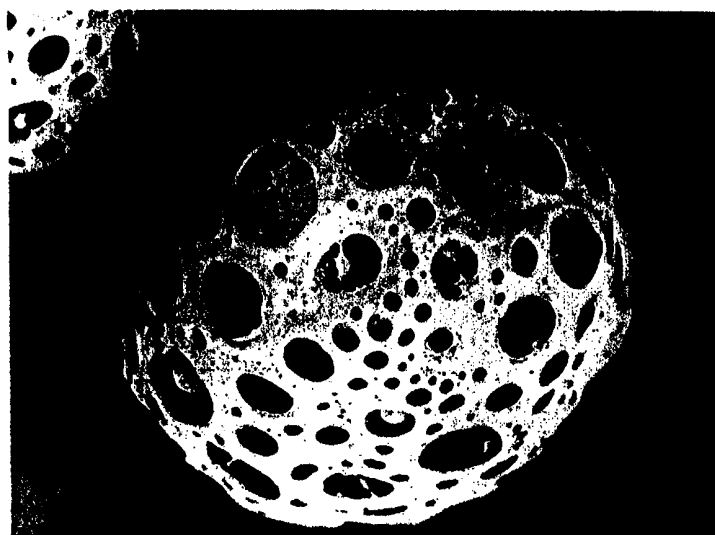




INTERNATIONAL APPLICATION PUBLISHED UNDER THE PATENT COOPERATION TREATY (PCT)

(51) International Patent Classification ⁶ : B01J 20/26, C08J 9/28 // A61L 15/00	A1	(11) International Publication Number: WO 99/00187 (43) International Publication Date: 7 January 1999 (07.01.99)
(21) International Application Number: PCT/US98/12797 (22) International Filing Date: 24 June 1998 (24.06.98) (30) Priority Data: 08/883,950 27 June 1997 (27.06.97) US (71) Applicant: BIOPORE CORPORATION [US/US]; 15143 Kennedy Road, Los Gatos, CA 95032 (US). (72) Inventor: KITAGAWA, Naotaka; 33143 Lake Garrison Street, Fremont, CA 94555 (US). (74) Agent: HALIDAY, Emily, M.; McCutchen, Doyle, Brown & Enersen, LLP, Three Embarcadero Center, San Francisco, CA 94111 (US).		(81) Designated States: AU, CA, CN, JP, European patent (AT, BE, CH, CY, DE, DK, ES, FI, FR, GB, GR, IE, IT, LU, MC, NL, PT, SE). Published <i>With international search report.</i>

(54) Title: HYDROPHILIC POLYMERIC MATERIAL AND METHOD OF PREPARATION

**(57) Abstract**

The present invention relates to a porous crosslinked hydrophilic polymeric material having cavities joined by interconnecting pores wherein at least some of the cavities at the interior of the material communicate with the surface of the material. The present invention also relates to a process for producing the polymeric material. This process involves combining a hydrophilic monomer phase with an oil discontinuous phase to form an emulsion, and polymerizing the emulsion. The emulsion can be a high internal phase emulsion (i.e., a "HIPE"). The polymeric material can be produced in a variety of forms. In one embodiment the emulsion is suspended in an oil suspension medium, and emulsion droplets are polymerized to produce polymeric microbeads.

FOR THE PURPOSES OF INFORMATION ONLY

Codes used to identify States party to the PCT on the front pages of pamphlets publishing international applications under the PCT.

AL	Albania	ES	Spain	LS	Lesotho	SI	Slovenia
AM	Armenia	FI	Finland	LT	Lithuania	SK	Slovakia
AT	Austria	FR	France	LU	Luxembourg	SN	Senegal
AU	Australia	GA	Gabon	LV	Latvia	SZ	Swaziland
AZ	Azerbaijan	GB	United Kingdom	MC	Monaco	TD	Chad
BA	Bosnia and Herzegovina	GE	Georgia	MD	Republic of Moldova	TG	Togo
BB	Barbados	GH	Ghana	MG	Madagascar	TJ	Tajikistan
BE	Belgium	GN	Guinea	MK	The former Yugoslav Republic of Macedonia	TM	Turkmenistan
BF	Burkina Faso	GR	Greece			TR	Turkey
BG	Bulgaria	HU	Hungary	ML	Mali	TT	Trinidad and Tobago
BJ	Benin	IE	Ireland	MN	Mongolia	UA	Ukraine
BR	Brazil	IL	Israel	MR	Mauritania	UG	Uganda
BY	Belarus	IS	Iceland	MW	Malawi	US	United States of America
CA	Canada	IT	Italy	MX	Mexico	UZ	Uzbekistan
CF	Central African Republic	JP	Japan	NE	Niger	VN	Viet Nam
CG	Congo	KE	Kenya	NL	Netherlands	YU	Yugoslavia
CH	Switzerland	KG	Kyrgyzstan	NO	Norway	ZW	Zimbabwe
CI	Côte d'Ivoire	KP	Democratic People's Republic of Korea	NZ	New Zealand		
CM	Cameroon		Republic of Korea	PL	Poland		
CN	China	KR	Republic of Korea	PT	Portugal		
CU	Cuba	KZ	Kazakhstan	RO	Romania		
CZ	Czech Republic	LC	Saint Lucia	RU	Russian Federation		
DE	Germany	LI	Liechtenstein	SD	Sudan		
DK	Denmark	LK	Sri Lanka	SE	Sweden		
EE	Estonia	LR	Liberia	SG	Singapore		

HYDROPHILIC POLYMERIC MATERIAL AND METHOD OF PREPARATION

5

10 BACKGROUND OF THE INVENTION

Field of the Invention

The present invention relates hydrophilic crosslinked porous polymeric materials and methods for preparing such materials. In one embodiment, the hydrophilic polymeric materials are produced in the form of microbeads.

Description of the Related Art

Crosslinked porous polymeric materials are disclosed in U.S. Patent No. 4,522,953 (Barby et al., issued June 11, 1985). The disclosed polymeric materials are produced by polymerization of "water-in-oil" emulsions having a relatively high ratio of water to oil, typically on the order of 70% or more. These emulsions are termed "high internal phase emulsions" and are known in the art as "HIPEs." The HIPEs disclosed in U.S. Patent No. 4,522,953 comprise an oil continuous phase including a monomer and a crosslinker and an aqueous discontinuous phase. Such emulsions are prepared by subjecting the combined oil and water phases to agitation in the presence of an emulsifier. Polymers are produced from the

resultant emulsion by heating or other means. The polymers are then washed to remove any unpolymerized emulsion components.

The disclosed porous polymers have rigid structures characterized by cavities interconnected by pores in the cavity walls. By choosing appropriate component and process conditions, HIPE polymers with void volumes of 70% or more can be achieved. These materials thus have a very high capacity for absorbing and retaining liquids.

Although the polymerization of oil-phase monomer and crosslinker described by Barby and others produced hydrophobic HIPE polymers, such polymers could be made hydrophilic by conjugation with hydrophilic groups. For instance, U.S. Patent No. 4,536,521 (Haq, issued August 20, 1985) discloses that HIPE polymers can be sulfonated to produce a sulfonated polymeric material that exhibits a high capacity for absorption of ionic solutions. Other functionalized HIPE polymers prepared by a similar process have been disclosed in U.S. Patent Nos. 4,611,014 (Jones et al., issued September 9, 1986) and 4,612,334 (Jones et al., September 16, 1986).

Initially processes for making HIPE polymers produced blocks of polymeric material the size and shape of the vessel used for polymerization. A problem with producing HIPE polymers in block form was that it is very difficult to wash unpolymerized emulsion components out of blocks of low density, highly absorbent material. Attempts to address this problem by grinding the blocks into particles were unsatisfactory because both the drying and milling processes are costly, and there is a limit to the size of the particles produced by milling.

The state of the art was significantly advanced by producing HIPE polymers in the form of microbeads, as disclosed in U.S. Patent No. 5,583,162 (Li et al., issued

December 10, 1996) and International Application No. PCT/US95/06879 (WO 95/33553, published December 14, 1995). The disclosed "HIPE microbeads" are produced by polymerization of a suspension of HIPE droplets. A key feature of one polymerization method described in International Application No. PCT/US95/06879 was the use of a film-forming stabilizer to reduce leakage of the discontinuous phase of the HIPE from HIPE droplets into the medium in which the droplets were dispersed. This aspect of the method helped preserve the HIPE-like structure of the droplets upon conversion to microbeads.

It is desirable to produce hydrophilic polymeric materials having a HIPE-like structure directly, i.e., by polymerizing hydrophilic monomers. The polymerization of hydrophilic monomers in an "oil-in-water-in-oil" emulsion is described in U.S. Patent No. 4,742,086 (Masamizu, issued May 3, 1988). According to this process, an oil-in-water emulsion is prepared and added to a hydrophobic dispersing medium. The process is disclosed as useful for preparing polymeric beads from oil-in-water emulsions that are less than 70% oil (internal) phase. Thus, the resultant hydrophilic beads are not HIPE microbeads.

BRIEF SUMMARY OF THE INVENTION

The present invention includes a process based upon polymerization of hydrophilic monomers, which produces porous crosslinked hydrophilic polymeric materials directly. This process provides the significant advantage of allowing the preparation of hydrophilic polymers from HIPEs (i.e., emulsions containing about 70% to about 99% internal phase).

This process is carried out by forming and then polymerizing an emulsion including a hydrophilic monomer continuous phase and an oil discontinuous phase. The

emulsion includes a hydrophilic monofunctional monomer, a polyfunctional crosslinker, an emulsifier having a hydrophobic cyclic head group and a hydrophilic tail, and an organic solvent. The use of an emulsifier having a hydrophobic cyclic head group and a hydrophilic tail has been found to be particularly effective in maintaining the stability of the emulsion during polymerization, especially when the emulsion is a HIPE.

This process can be used to produce hydrophilic polymers in a variety of forms, including microbeads. To produce hydrophilic microbeads, a stabilizer that is a film-forming compound is included in the emulsion, and the emulsion is added to an oil suspension medium to form a suspension of emulsion droplets. Polymerization then converts the emulsion droplets to microbeads. In one embodiment, the stabilizer is a natural or synthetic polymeric stabilizer.

The invention also includes porous crosslinked hydrophilic polymeric microbeads, in particular, hydrophilic microbeads produced by the process of the invention.

Also included are porous crosslinked hydrophilic polymeric microbeads having cavities joined by interconnecting pores, wherein at least some of the cavities at the interior of the microbeads communicate with the surface of the microbeads. At least approximately 10% of the microbeads are substantially spherical or substantially ellipsoidal or a combination thereof. The microbeads have a nominal void volume of at least about 70% and a water absorption capacity of at least about 5 grams of water per gram of dry polymer. Because of this high absorption capacity, these microbeads are useful in a variety of applications, including absorption of bodily fluids, absorption or transport of

solvents or other chemicals, and scavenging of, e.g., aqueous fluids.

In one embodiment, the hydrophilic microbeads reach half maximal absorption capacity within 1 minute after immersion. These microbeads are particularly useful in applications requiring rapid absorption rates.

BRIEF DESCRIPTION OF THE DRAWINGS

FIG. 1A shows a scanning electron micrograph of a dry hydrophilic microbead produced as described in Example 3, Table 11. All micrographs herein were taken using Hitachi Scanning Electron Microscope Model No. S-3200. The magnification is 120x.

FIG. 1B shows a scanning electron micrograph of the hydrophilic microbead of FIG. 1A in which the hydrophilic microbead is saturated with water. The magnification is 30x.

FIG. 2 shows a scanning electron micrograph of the internal structure of a dry hydrophilic microbead produced as described in Example 1. The magnification is 150x.

FIG. 3A shows a scanning electron micrograph of a cross-section through a dry hydrophilic block produced as described in Example 4. The magnification is 1500x.

FIG. 3B shows a scanning electron micrograph of the internal structure of the hydrophilic microbead of FIG. 3B in which the hydrophilic microbead is saturated with water. The magnification is 1500x.

DETAILED DESCRIPTION OF THE INVENTION

The present invention includes a crosslinked porous hydrophilic polymeric material (hereafter a "hydrophilic polymer"). A preferred hydrophilic polymer is produced from monomers and crosslinkers wherein at least 50% by weight of the total polymerizable monomer (i.e., monomer plus crosslinker) is hydrophilic. More preferably, at

least 70%, and even more preferably at least 90% by weight of the total polymerizable monomer is hydrophilic. If desired, 100% by weight of the total polymerizable monomer can be hydrophilic.

5 In one embodiment, a hydrophilic polymer that is at least about 2% crosslinked has a HIPE-like structure. See FIGS. 1-3. This structure is characterized by cavities joined by interconnecting pores. See, e.g, FIGs. 1A and B.

10 The hydrophilic polymer is produced by polymerizing an emulsion. The emulsion can be polymerized by any suitable method, and the selection of a polymerization method depends, in part, on the desired shape of the hydrophilic polymer. For example, bulk polymerization
15 (i.e., direct polymerization of the emulsion) can be initiated after forming or pouring the emulsion into a container, in which case, the resultant material generally takes the form of the container.

Bulk polymerization can also be carried out by
20 extruding the emulsion from a nozzle into a hot gas. The temperature increase induces polymerization in the emulsion as it falls. The emulsion is extruded as a stream to produce a cylindrical material or in the form of droplets to produce beads.

25 Bulk polymerization is exemplified herein by the production of a block of polymeric material. Therefore, for ease of discussion, any hydrophilic polymer produced by bulk polymerization is referred to herein as a "hydrophilic block," which term does not imply any
30 limitation with regard to shape.

Alternatively, polymerization of the emulsion can be initiated after forming a suspension of emulsion droplets. In this case, polymerization produces microbeads (termed "hydrophilic microbeads"). At least about 10% of the
35 hydrophilic microbeads produced in this manner are

substantially spherical and or substantially ellipsoidal. Preferably, at least about 20% and more preferably at least about 50% of this material consists of substantially spherical and/or substantially ellipsoidal hydrophilic
5 microbeads.

The present invention also includes processes for making hydrophilic polymers in which an emulsion including an "oil discontinuous phase" in a "hydrophilic monomer phase" is polymerized. Hydrophilic microbeads, for
10 example, are typically produced by suspension polymerization of such an emulsion. In one embodiment, the emulsion is a high internal phase emulsion, termed a "HIPE," wherein the emulsion contains at least about 70%, by weight, oil discontinuous phase. The hydrophilic
15 polymers produced from such an emulsion are termed "hydrophilic HIPE blocks" (i.e., hydrophilic HIPE polymers produced by bulk polymerization) or hydrophilic HIPE microbeads" (i.e., hydrophilic HIPE polymers typically produced by emulsion polymerization). In other
20 embodiments, hydrophilic blocks or microbeads can be produced from an emulsion containing a lower percentage of oil discontinuous phase.

Definitions

As used herein to describe the polymers of the
25 invention, the term "hydrophilic" refers to polymers produced from one or more hydrophilic monomers and/or crosslinkers. A hydrophilic monomer or crosslinker is defined herein as any monomer or crosslinker wherein at least about 50% of the monomer or crosslinker dissolved in
30 a 50:50 oil:water mixture partitions into the water phase when the mixture is allowed to separate into two phases.

As used herein to describe hydrophilic microbeads, the terms "substantially spherical" or "substantially ellipsoidal" indicate microbeads having a smooth, rounded

shape, such as, for example, those produced by polymerization of dispersed droplets.

As applied to hydrophilic polymers, the phrase "in the dry state" refers to hydrophilic polymers dried by any conventional method, such as for example, air-drying for two days or drying under vacuum at about 50-60°C overnight.

As used herein with regard to hydrophilic microbeads, the term "average diameter" is the value obtained using a particle size analyzer, such as for example, the SediGraph 5100, which is commercially available from Micromeritics (Norcross, GA). Alternatively, average diameter can be determined by measuring the diameters of at least 100 microbeads in a photograph(s) taken using an optical microscope.

As used herein with regard to hydrophilic polymers, the term "bulk density" refers to the mass of a polymer divided by the total volume occupied by the polymer (which includes the volume of the solid portions of the polymer, the total void volume of the polymer, and, for a polymer in microbead form, the volume of the spaces between individual microbeads). For microbeads, this value is derived by pouring a batch of microbeads into a vessel that allows a determination of total microbead volume (e.g., a graduate cylinder), obtaining the mass (in grams) of the microbeads, and dividing the mass by the total volume (in milliliters). Bulk densities are given herein for hydrophilic microbeads in the dry state.

As used herein, the term "void volume" refers to the average volume of a polymer that does not include polymeric material. The term "nominal void volume" is defined as the volume percentage of the oil discontinuous phase in the emulsion used to produce the polymer. Accordingly, a hydrophilic polymer produced from an emulsion containing 80% oil discontinuous phase is said to

have a nominal void volume of 80%, although those skilled in the art understand that the actual void volume of a given hydrophilic polymer may be different from the nominal void volume. In particular, dry hydrophilic polymers tend to have void volumes that are lower than their nominal void volumes, and wetting of such polymers can cause swelling, such that void volumes are higher than the nominal void volumes.

As used herein, the term "degree of crosslinking" refers to the amount of crosslinker in a crosslinked polymer expressed as a weight percentage of total polymerizable monomer (i.e., monomer plus crosslinker).

The term "oil" is used herein with regard to the discontinuous phase of the emulsion and the suspension medium described herein to indicate that these media are hydrophobic and therefore immiscible with the hydrophilic monomer phase (i.e., when either of these media are mixed with the hydrophilic monomer phase, and the mixture is allowed to stand at ambient temperature, the mixture separates into two phases). This term does not imply that these two phases must consist of or include oils.

Hydrophilic Polymers

The nominal void volume of a hydrophilic polymer according to the invention can be about 10%, about 20%, about 30%, about 40%, about 50%, or about 60%, and as high as about 99%. Upon drying, hydrophilic polymers shrink somewhat, which typically reduces the nominal void volume.

The bulk density of hydrophilic polymers can be very low and typically ranges from about 0.001 gm/mL to about 1.0 gm/mL. Preferably, the bulk density is between about 0.01 gm/mL and about 0.8 gm/mL.

The degree of crosslinking of the hydrophilic polymers described herein is generally at least about 0.01%. However, the shrinkage and/or deformation of

polymer structure that can occur upon drying can be reduced by increasing the degree of crosslinking. For example, to maintain hydrophilic polymer porosity, the degree of crosslinking is generally at least about 2% and preferably at least about 5%. Crosslinking usually does not exceed 50%. Deformation can also be reduced by producing "chemically stiffened" hydrophilic polymers, as described in detail below.

Extremely absorbent hydrophilic polymers can be produced that exhibit a water or saline (i.e., 0.9% weight/volume solution) absorption capacity of at least about 5 grams of fluid per gram of dry polymer, when absorption is measured as described in Example 6. Preferably, absorbent hydrophilic polymers have a water or saline absorption capacity of at least about 10 grams of fluid per gram of dry polymer and more preferably at least about 100 grams of fluid per gram of dry polymer. In one embodiment, the water or saline absorption capacity of absorbent hydrophilic polymers is at least 300 grams of fluid per gram of dry polymer. The water or saline absorption capacity of hydrophilic polymers does not usually exceed 1000 grams of fluid per gram of dry polymer.

In addition, to absorbing large amounts of water, hydrophilic polymers described herein exhibit rapid rates of absorption. For example, hydrophilic polymers can be produced that absorb a volume of fluid that is approximately equal to 50% of their maximal absorption capacity within about 1 minute of immersion. Such polymers are said to "reach half maximal absorption capacity" within 1 minute. Preferably, "rapid absorption" hydrophilic polymers reach half maximal absorption capacity with 10 seconds and, more preferably, within 5 seconds. A study demonstrating that exemplary

hydrophilic polymers have rapid absorption rates for saline is set forth in Example 8.

Fluid absorption can be accompanied by polymer swelling. In one embodiment, hydrophilic polymers swell
5 in water to at least about 10 times their original volume. In a variation of this embodiment, hydrophilic polymers swell to at least about 20, and preferably at least about 50, times their original volume. In further variations of these embodiments, such swelling generally does not exceed
10 2000 times the original polymer volume.

In one embodiment, the hydrophilic polymer is a HIPE polymer that is characterized by a unique structure similar to that of the HIPE polymers described by Barby (U.S. Patent No. 4,522,953, issued June 11, 1985) and
15 others. More specifically, hydrophilic HIPE polymers described herein have substantially spherical thin-walled cavities comprising a plurality of pores in the walls separating adjacent cavities (hereinafter termed a "HIPE-like structure"). In a variation of this embodiment, some
20 cavities comprise six pores. Depending on the specific components and process conditions used in producing the polymers, this HIPE-like structure can be retained, to varying degrees, when the hydrophilic HIPE polymers are dried. For example, chemically stiffened HIPE polymers
25 retain their HIPE-like structure upon drying.

The nominal void volume of hydrophilic HIPE polymers is generally about 70% to about 99%, more preferably about 75% to about 95%, and most preferably about 80% to about 90%.

30 The bulk density of chemically stiffened hydrophilic HIPE polymers typically ranges from about 0.001 gm/mL to about 0.8 gm/mL and is preferably between about 0.05 gm/mL and 0.25 gm/mL.

To reduce the shrinkage and/or deformation of polymer
35 structure that can occur upon drying HIPE polymers,

crosslinking is generally at least about 2%, usually at least about 5%, preferably at least about 10%, more preferably at least about 20%, and most preferably at least about 30%. Crosslinking usually does not exceed
5 50%.

Hydrophilic HIPE polymers can be produced that swell in water to at least about 100 times their original volume. In one embodiment, hydrophilic HIPE polymers swell to at least about 200, and preferably at least about
10 500, times their original volume. In one embodiment, such swelling generally does not exceed 2000 times the original volume.

When hydrophilic polymers (including hydrophilic HIPE polymers) are produced in the form of microbeads, the
15 average diameter of the microbeads typically ranges from about 5 μm to about 1 cm in the dry state. Preferred average diameters range from about 50 μm to about 10 mm. In one embodiment, the average diameter does not exceed about 500 μm . This small size facilitates efficient
20 washing of the microbeads to remove residual unpolymerized emulsion components. Also, the microbeads typically have a relatively uniform size and shape, which allows the wash conditions to be optimized to ensure that each microbead in a batch has been thoroughly washed. This feature
25 facilitates cost-efficient scale-up of polymer production.

Hydrophilic Polymer Production

Hydrophilic polymers are conveniently produced from an emulsion of an oil discontinuous phase in a monomer-containing hydrophilic continuous phase. Such emulsions
30 are polymerized directly to produce hydrophilic blocks or added to an oil suspension medium to form a suspension of emulsion droplets. Polymerization then converts the liquid emulsion droplets to solid microbeads. In one embodiment, the emulsion is a HIPE.

Components of the Emulsion

The hydrophilic monomer phase of the emulsion is conveniently an aqueous phase, as exemplified herein. However, those skilled in the art understand that other
5 types of hydrophilic monomer phases are possible.

The hydrophilic monomer phase comprises a monomer, a crosslinker, an emulsifier, and a stabilizer. The monomer can be any hydrophilic, monofunctional monomer. Examples of suitable hydrophilic monomers include vinyl monomers
10 having a polymerizable unsaturated group, such as an olefin unsaturated carboxylic acid, an olefin unsaturated sulfonic acid, an olefin unsaturated amine, and an olefin unsaturated ether.

Suitable vinyl monomers having unsaturated sulfonic acid groups include, for example, acryl amido methyl
15 propane sulfonic acid and allyl sulfonic acid. An exemplary vinyl monomer having an unsaturated amino group is dimethyl aminoethyl methacrylate. Suitable vinyl monomers having unsaturated carboxyl groups include, for
20 example, acrylic acid, methacrylic acid, maleic acid, and fumaric acid; and examples of suitable vinyl monomers having unsaturated carboxylate groups include acrylate, methacrylate, hydroxyethylmethacrylate, diethylaminoethyl methacrylate, hydroxyethylacrylate,
25 diethylaminoethylacrylate, malate, fumarate, methoxypolyethyleneglycol methacrylate, and phenoxypolyethyleneglycol methacrylate.

Water-soluble salts of unsaturated carboxylic acids can also be employed in the present method. Suitable
30 water-soluble salts include, for example, alkaline metal salts, alkaline earth metal salts, and ammonium salts of acrylic acid, methacrylic acid, acrylic methacrylic acid, and the like. Other examples of suitable hydrophilic monomers include vinyl pyridines, vinylpyrrolidones,
35 acrylamide, methacrylamide, N-methylmethacrylamide,

N-acryloylmorpholine, N-vinyl-N-methacetamide, and derivatives thereof.

A single monomer type or a mixture of types can be employed in the emulsion. For example, hydrophobic
5 monomers that are copolymerizable with the hydrophilic monomers can also be employed in combination with hydrophilic monomers, although preferably the amount of hydrophobic monomer used does not exceed 50% by weight of total polymerizable monomer. Preferred monomers include
10 acrylic acid, an acrylic acid salt, hydroxyethylacrylate, hydroxyethyl-methacrylate, acrylamide, and their derivatives.

The monomer concentration is generally in the range of about 0.5 to about 30 weight percent of the emulsion
15 and is preferably about 5 weight percent to about 20 weight percent.

The crosslinker can be selected from a wide variety of polyfunctional monomers that are hydrophilic and/or at least partially soluble in the monomer component of the
20 emulsion. For a crosslinker that is partially soluble in the monomer component, at least about 50% of the crosslinker dissolved in a 50:50 mixture of hydrophilic monomer and oil discontinuous phase partitions into the hydrophilic monomer phase when the mixture is allowed to
25 separate into two phases. In one embodiment, the crosslinker is difunctional.

Suitable crosslinkers include, for example, polyallyl compounds, such as N,N'-diallyl acrylamide, diallylamine, diallyl methacrylamide, diallylamine diallylmethacryl-
30 amide, diallyl phthalate, diallyl malate, diallyl phosphate, diallyl terephthalate, N,N'-diallyltartar-diamide, triallylcitrate, triallyl cyanurate, and triallyl phosphate; polyvinyl compounds, such as divinylbenzene, divinyl sulfone, ethylene glycol divinylethers (e.g.,
35 diethylene glycol divinylether), N,N'-methylene-bis-

acrylamide, piperazine diacrylamide, N,N'-dihydroxy-ethylene-bis-acrylamide, ethylene glycol acrylates (e.g., ethylene glycol di-, tri-, and tetra-acrylate), ethylene glycol methacrylates (e.g., ethylene glycol di-, tri-, and tetra-methacrylate), glycerin trimethacrylate; 5 hydroxyvinyl compounds, such as hydroxyethylacrylate, 2-hydroxyethyl methacrylate; and inorganic salts or organic metal salts that generate polyhydric ions such as calcium, magnesium, zinc, and aluminum. N,N'-bis-10 acrylylcystamine and the like are also suitable for use in producing hydrophilic polymers.

A single crosslinker type or a mixture of types can be employed in the emulsion. Preferably, the crosslinker is N,N'-methylene-bis-acrylamide, divinyl sulfone, 15 diethylene glycol divinylether, or ethylene glycol diacrylate.

The crosslinker concentration is generally in the range of about 0.005 to about 30 weight percent of the emulsion and is preferably about 1 weight percent to about 20 10 weight percent. To reduce microbead shrinkage and/or deformation upon drying, the crosslinker is typically at least about 2 weight percent, and preferably at least about 5 weight percent, of total polymerizable monomer. When producing hydrophilic HIPE microbeads, the 25 crosslinker is generally at least about 2 weight percent, usually at least about 5 weight percent, preferably at least about 10 weight percent, more preferably at least about 20 weight percent, and most preferably at least about 30 weight percent, of total polymerizable monomer. 30 In general, the crosslinker does not exceed 50 weight percent of total polymerizable monomer.

The hydrophilic monomer phase also includes an emulsifier that promotes the formation of a stable emulsion. A suitable emulsifier has a hydrophobic cyclic 35 head group and a hydrophilic tail. The hydrophobic cyclic

head group preferably includes between 3 and about 7 carbon atoms and is selected to provide sufficient rigidity at the hydrophobic end of the molecule to reduce the tendency of the emulsion to reverse (i.e., the tendency of the oil discontinuous phase to become the continuous phase). For instance, the head group can be a cyclic group with multiple hydrophobic groups, such as, for example, alkyls, cyclic hydrocarbon groups, and aromatic groups. Preferably, the head group does not include hydrophilic groups, such as, for example, ionic groups including oxygen, nitrogen, and sulfur. In one embodiment, the head group consists of carbon and hydrogen atoms.

Examples of suitable emulsifiers include sugar fatty acid esters, such as distearate, and alkylaryl polyether alcohols, such as the Triton™ X series of nonionic surfactants commercially available from Union Carbide (Danbury, CT). The Triton™ X surfactants are mixtures with respect to the length of the polyoxyethylene chain, and the distribution of chain lengths follows the Poisson distribution. Generally, an alkylaryl polyether alcohol preparation suitable for use in producing the hydrophilic polymers described herein has an average number of ethylene oxide units per ether side chain of about 14 or more. Surprisingly good results are obtained when an alkylaryl polyether alcohol preparation having an average of at least about 30 ethylene oxide units per ether side chain (sold as Triton™ X-405) is employed as the emulsifier. The examples describe the use of Triton™ X-405 and X-705 (the latter has an average of 70 ethylene oxide units per ether side chain). The emulsifier can be a single type of emulsifier or a mixture of different types.

Sufficient emulsifier is employed to promote the formation of a stable emulsion. Generally, the emulsifier

concentration is in the range of about 1 to about 30 weight percent of the emulsion; preferably, about 1 to about 20 weight percent; and more preferably, about 1 to about 5 weight percent.

5 The hydrophilic monomer phase also includes a stabilizer that reduces loss of the oil discontinuous phase from the emulsion and helps prevent coalescence. When producing hydrophilic polymers in microbead form, a suitable stabilizer is capable of forming a boundary
10 between the oil discontinuous phase of the emulsion and the oil suspension medium where these two media interface in the microdroplet suspension. This phenomenon is analogous to the situation in soap bubbles where a boundary formed by detergent molecules separates air on
15 the inside of the bubble from outside air.

 The stabilizer can be a film-forming compound that is soluble in the hydrophilic monomer phase and sufficiently hydrophobic to stabilize the interface with the oil discontinuous phase of the emulsion. When producing
20 microbeads, the stabilizer also stabilizes the interface between the oil discontinuous phase of the emulsion and the oil suspension medium. Suitable stabilizers act by forming a continuous film by entanglement of relatively strong polymer chains. Stabilizers useful in this regard
25 include polymeric film formers for the interface between the hydrophilic monomer phase of the emulsion and the oil phase(s). These characteristics are found in a variety of natural and synthetic polymers, such as cellulose derivatives, polyacrylates (e.g., polyacrylic acid and
30 polymethacrylic acid), polyalkylene glycols (e.g., polyethylene glycol), partially hydrolyzed polyvinyl alcohol (PVA, e.g., less than about 70-80% hydrolysis) and other polyols, guar gum, and agar gum. Also suitable for use as the stabilizer are copolymers of ethylenically

unsaturated monomers, such as malein polybutadiene, malein polyethylene, and malein polyalpha-olefin.

Cellulose derivatives are generally preferred, and examples of suitable cellulose derivatives include methyl
5 cellulose, hydroxymethyl cellulose, hydroxyethyl cellulose, ethylhydroxyethyl cellulose, hydroxypropyl cellulose, and other cellulose ethers, as well as cellulose esters, such as cellulose acetate, cellulose butylate, and cellulose acetate butylate. Other suitable
10 stabilizers can be determined empirically by those skilled in the art in accordance with the teachings herein. The stabilizer employed can be a single type of stabilizer or a mixture of different types. Preferably, the stabilizer is methyl cellulose, hydroxyethyl cellulose, or PVA, with
15 methyl cellulose being more preferred.

The stabilizer is employed in a concentration sufficient to reduce the loss of oil discontinuous phase from the emulsion droplets and to reduce microdroplet coalescence. Optimal concentrations vary with emulsion
20 composition and are determined empirically. Generally, suitable stabilizer concentrations range from about 0.001 to about 2 weight percent of the emulsion. Higher stabilizer concentrations can be employed; however, at concentrations above 2 weight percent, the stabilizer can
25 be difficult to wash out of the polymerized microbeads. Preferably, the stabilizer concentration is about 0.001 to about 1 weight percent of the emulsion and more preferably about 0.001 to about 0.7 weight percent.

If the stabilizer is obtained as a solid, the
30 stabilizer is typically dissolved in an aqueous solvent (preferably, water), and this stabilizer solution is added to the hydrophilic monomer phase. Solutions containing between about 1 to about 5 weight percent stabilizer in water are conveniently employed, and solutions containing

about 1 to about 2 weight percent stabilizer in water are preferred.

In addition to the foregoing, the hydrophilic monomer phase typically contains a hydrophilic polymerization initiator. As used to describe the polymerization initiator, the term "hydrophilic" means that an insubstantial amount of the polymerization initiator partitions into the oil discontinuous phase or the oil suspension medium so that less than about 5% of total polymerizable monomer is polymerized in an oil phase. The use of a hydrophilic initiator favors suspension polymerization over emulsion polymerization, thereby minimizing the formation of unwanted small (e.g., 100 Å) "emulsion particles."

The polymerization initiator can be any hydrophilic initiator that permits the formation of a stable emulsion. In general, the polymerization initiator is selected so that polymerization can be carried out at a temperature in the range of 15°C to about 95°C, provided the temperature is lower than the boiling points of the emulsion components and, when producing hydrophilic microbeads, the components of the oil suspension medium. Furthermore, because emulsions according to the invention tend to be less stable at temperatures above 85°C, polymerization initiators that are effective at temperatures below about 85°C, and preferably below about 60°C, are typically employed. A polymerization initiator is considered "effective" if conversion of emulsion droplets to microbeads is complete within about 2 days. Preferably, this conversion is complete within about 2 to about 24 hours and more preferably within about 10 hours.

Examples of suitable initiators include hydrophilic initiators, such as sodium, potassium, and ammonium persulfates and perchlorates; sodium peracetate; sodium percarbonate; hydrogen peroxide; water-soluble azo

initiators (e.g., 2,2'-azobis(2-amidinopropane) dihydrochloride, which is commercially available as V-50TM from Wako Chemicals, Inc., Richmond, VA); and the like. A preferred initiator is ammonium persulfate.

5 The amount of initiator employed can vary depending on the desired rate of polymerization. The initiator concentration is generally in the range of about 0.01 to about 10 weight percent of total polymerizable monomer and is preferably in the range of about 0.01 weight percent to
10 about 5 weight percent.

Initiators can be employed alone or in combination with other initiators, reducing agents, and/or catalysts. Reducing agents and catalysts useful in redox
polymerization systems are well known, and the selection
15 of a particular reducing agent or catalyst for a given initiator is within the level of skill in the art. Typically, any reducing agent and/or catalyst employed is at least partially soluble in the hydrophilic monomer
phase.

20 Examples of reducing agents useful in redox systems include ferrous iron, bisulfites, thiosulfates, and various reducing sugars and amines. Conveniently, sodium hydrosulfite and/or N,N,N',N'-tetramethylethylenediamine (TEMED; available commercially as a 10% solution in water
25 from Sigma Chemical Company, St. Louis, Mo) is employed as the reducing agent.

Exemplary catalysts useful in conjunction with peroxides, persulfates, and other free radical generators include ferric iron complexes, such as iron (III) chloride
30 hexahydrate, and complexes of other heavy metals (e.g., cobalt). Ferric iron complexes are typically used in combination with a reducing agent. An exemplary catalyst-reducing agent combination is iron (III) hexahydrate and sodium hydrosulfite, and other reducing agents or

catalysts, such as TEMED, can be added to this combination.

The concentration of reducing agent and/or catalyst varies depending on the desired rate of polymerization.

5 Typical reducing agent/catalyst concentrations range from about 0.01 gram/gram of initiator to about 2.0 gram/gram of initiator, and preferred concentrations can be determined empirically.

10 Reducing agents or catalysts are typically introduced when polymerization initiation is desired, i.e., generally after the emulsion has been formed. As discussed further below, reducing agents or catalysts are conveniently added directly to the emulsion when producing hydrophilic blocks and, when producing microbeads, to the oil suspension
15 medium after formation of a microdroplet suspension.

The hydrophilic monomer phase can also include a hydrophilic solvent, which can be used to dissolve any emulsion components that are obtained in solid form or to increase the volume of the hydrophilic monomer phase.
20 When the hydrophilic monomer phase is an aqueous phase, water is conveniently employed as the hydrophilic solvent.

In addition to the hydrophilic monomer phase, the emulsion contains an oil discontinuous phase, which can include any of a wide variety of well-known organic
25 solvents that are immiscible with the hydrophilic monomer phase. Examples of suitable organic solvents include aliphatic hydrocarbons, such as n-pentane, cyclopentane, n-hexane, cyclohexane, n-heptane, and methylcyclohexane; aryl hydrocarbons, such as benzene, toluene, and xylene;
30 and halogenated hydrocarbons, such as dichloromethane, dichloroethane, and trichloroethane; and the like. A preferred organic solvent for the oil discontinuous phase is toluene.

The amount of oil discontinuous phase in the emulsion
35 is one of the important determinants of the physical

properties of the hydrophilic polymer. In particular, the amount of oil discontinuous phase affects the void volume, density, cavity size, and surface area of the hydrophilic polymer produced upon polymerization. The weight
5 percentage of oil discontinuous phase can be about 10%, about 20%, about 30%, about 40%, about 50%, or about 60% of the emulsion, and as high as about 99% of the emulsion. In one embodiment, the emulsion is a HIPE, and the weight percentage of oil discontinuous phase is generally in the
10 range of about 70% to about 99%, more preferably about 75% to about 95%, and most preferably about 80% to about 90%.

*Components of the Oil Suspension Medium
Used in Producing Hydrophilic Microbeads*

If the hydrophilic polymer is to be produced in
15 microbead form, the emulsion is added to an oil suspension medium to form a suspension of emulsion droplets. Typically, between about 0.5 and about 10 volumes of oil suspension medium per 1 volume of emulsion is used. The oil suspension medium generally includes an organic
20 solvent that is immiscible with the hydrophilic monomer phase. The organic solvent can be an aliphatic, aromatic, halogenated, or other hydrocarbon solvent. Examples include the exemplary organic solvents discussed above as suitable for use in the oil discontinuous phase of the
25 emulsion.

Typically, the oil suspension medium also includes a suspending agent. The suspending agent can be any agent or combination of agents that promotes the formation of a stable microdroplet suspension. Suitable suspending
30 agents include oil-soluble natural and synthetic polymers such as for example cellulose and cellulose derivatives, polyacrylates (e.g., polymethacrylate), and ethylene oxide polymers. Preferably, ethyl cellulose is employed as the suspending agent. The suspending agent can be present in

the oil suspension medium in any concentration that promotes the formation of a stable suspension, usually about 0.01 to about 10 weight percent of the oil suspension medium and preferably about 0.05 weight percent to about 3 weight percent.

Production of an Emulsion

The first step in the production of a hydrophilic polymer is the formation of an emulsion. Briefly, an emulsion is formed by preparing the hydrophilic monomer phase and the oil discontinuous phase and combining these phases while subjecting the mixture to shear agitation. Generally, a mixing or agitation device such as a pin impeller is used. The extent and duration of shear agitation must be sufficient to form a stable emulsion.

In addition, the degree of shear agitation is an important determinant of cavity size. While those skilled in the art understand that cavity size is influenced by a variety of factors (such as the components in the oil discontinuous phase and the type and quantity of suspending agent(s) in the oil suspension medium), shear agitation is generally inversely related to cavity size (all other factors being equal). Thus, the agitation can be increased or decreased to obtain a microbead with smaller or larger cavities, respectively.

In one embodiment, the emulsion is a HIPE. As described in the examples, a HIPE can be prepared using a Gifford-Wood Homogenizer-Mixer (Model 1-LV), set at 1400 rpm. At this mixing speed, the HIPE is produced in a few minutes. In another embodiment, a HIPE is prepared using an air-powered version of the above mixer (Model 1-LAV), with air pressure set at 5-10 psi for approximately 5-10 minutes. HIPEs according to the present invention can also be formed in a batchwise or

continuous process, such as that disclosed in U.S. Patent No. 5,149,720 (DesMarais et al., issued September 22, 1992).

*Polymerization of the Emulsion
to Produce a Hydrophilic Block*

To produce a hydrophilic block, polymerization can be initiated by increasing the temperature of the emulsion above ambient temperature and/or by adding one or more reducing agents or catalysts to the emulsion.

Polymerization conditions vary depending upon the composition of the emulsion. For example, the monomer or monomer mixture and the polymerization initiator(s) are particularly important determinants of polymerization temperature. Furthermore, the conditions are selected such that a stable emulsion can be maintained for the length of time necessary for polymerization. In particular, polymerization is typically carried out at a temperature that is lower than the boiling points of the emulsion components and low enough to avoid breaking of the emulsion. The determination of a suitable polymerization temperature for a given emulsion is within the level of skill in the art. As stated above, the temperature of the emulsion should generally not be elevated above about 95°C, and is preferably less than about 85°C, and more preferably less than about 60°C.

Polymerization can also be initiated chemically by using one or more reducing agents or catalysts. When producing a hydrophilic block, the reducing agent(s) and/or catalyst(s) is/are added to the emulsion. Suitable concentrations for, and combinations of, reducing agents and catalysts are described above.

*Production and Polymerization of an Emulsion
Droplet Suspension to Produce Hydrophilic Microbeads*

If hydrophilic microbeads are desired, the emulsion is added to an oil suspension medium prior to
5 polymerization. The emulsion must be added to the suspension medium in an amount and at a rate suitable for forming a suspension of emulsion droplets. Typically, between about 0.1 to about 2 volumes of emulsion are added to one volume of suspension medium. The emulsion is
10 preferably added in the presence of an inert gas, such as nitrogen, to reduce the likelihood of polymerization beginning before a stable suspension is established. As the emulsion is added, the suspension is subjected to sufficient shear agitation to form a stable suspension.
15 To ensure that the microbeads produced are relatively uniform in size, the mixing device used should provide a relatively uniform distribution of agitation force throughout the suspension.

Droplet size is influenced by the degree of shear
20 agitation along with the type and quantity of the suspending agent and the temperature and viscosity of the oil suspension medium. All other factors being equal, however, shear agitation is generally inversely related to droplet size. Therefore, the agitation can be increased
25 or decreased to obtain smaller or larger emulsion droplets, respectively. Thus, the degree of shear agitation can be adjusted to adjust the size of the microbead produced upon polymerization.

To produce a stable suspension in a 2-liter spherical
30 reactor having baffles or indents, for example, the emulsion can be added to the suspension medium dropwise at a flow rate of up to about 500 ml/minute. Agitation can range from about 50 to about 1500 rpm and is preferably from about 250 to about 500 rpm when a propeller- or

paddle-style impeller with a diameter of approximately 1.5 to 3 inches is used.

Polymerization is initiated by increasing the temperature of the suspension above ambient temperature and/or by adding one or more reducing agents or catalysts to the oil suspension medium. The considerations relating to the thermal or chemical initiation of polymerization are as described above, except that the initiation conditions (i.e., temperature, reducing agent and/or catalyst type and concentration) are generally selected to ensure the stability of the suspension, as well as the stability of the emulsion. The selection of suitable initiation conditions for polymerizing a suspension of emulsion droplets is within the level of skill in the art in light of the teachings herein.

Washing and Drying of Hydrophilic Polymers

The polymerization step converts the emulsion to solid hydrophilic polymer. In the case of a suspended emulsion, droplets are converted to hydrophilic microbeads. As discussed above, the hydrophilic polymer is generally washed to remove any residual unpolymerized components. Hydrophilic polymers can be washed with any liquid that can solubilize the residual components without affecting polymer stability. Generally, water is not used for washing hydrophilic polymers because of their high water absorption capacity. More than one cycle of washing may be required. Preferably, hydrophilic polymers are extracted with acetone for roughly a day in a Soxhlet extractor, followed by Soxhlet extraction with methanol for about a day. The polymers can then be dried in any conventional manner, such as, for example, air-drying for two days or drying under vacuum at about 50-60°C overnight.

In one embodiment, a hydrophilic polymer is subjected to "chemical stiffening" to reduce deformation upon drying. Chemical stiffening is generally carried out by treating the hydrophilic polymer with a hydrophilic solvent prior to drying. The hydrophilic solvent is one that can substantially replace any water in the hydrophilic polymer. Accordingly, the hydrophilic solvent is itself preferably substantially free of water. Alcohols, such as methanol or isopropanol, are conveniently employed for this purpose, with methanol being preferred.

A hydrophilic block can be treated with a hydrophilic solvent by immersing the block in the solvent for a time sufficient to allow the solvent to penetrate the block. For a cylindrical block of, e.g., about 5 cm in diameter by about 4 cm long, immersing in solvent overnight is generally sufficient. The solvent can then be expelled by any convenient method, such as by gentle squeezing. In one embodiment, this process is carried out with methanol and repeated with acetone, followed by another methanol treatment. After treatment with a hydrophilic solvent, the hydrophilic block is dried as discussed above.

To produce chemically stiffened hydrophilic microbeads, the hydrophilic microbeads are collected after polymerization by precipitation, decantation, or filtration. Conveniently, microbeads are collected by precipitation using the hydrophilic solvent employed for chemical stiffening. Accordingly, the hydrophilic solvent is added to the microbeads/oil suspension medium mixture in an amount sufficient to precipitate substantially all (i.e., 90%) of the microbeads. For example, 2 volumes of methanol added to 1 volume of microbeads/oil suspension medium is generally sufficient for this purpose. Once collected, the microbeads are washed at least once with the hydrophilic solvent. Soxhlet extraction using acetone

followed by methanol can then be carried out as described above, and the microbeads are dried also as described above.

5 This chemical stiffening step is unexpectedly effective at helping to preserve the porous structure that characterizes the hydrophilic polymer immediately after polymerization. In particular, this step can be employed when hydrophilic HIPE polymer having a HIPE-like structure in the dry state is desired. Although some shrinkage
10 typically occurs as the wet polymer is dried, chemical stiffening helps reduce deformation of the pore structure and associated loss of porosity.

Uses of Hydrophilic Polymers

The hydrophilic polymers described herein are useful
15 for a variety of applications, notably, as an absorbent material and as a solid support in biotechnology applications. Hydrophilic polymers can be used, for example, to absorb bodily fluids (e.g., in diapers, sanitary napkins, tampons, and wound dressings); to absorb
20 or transport solvents or other chemicals; and as a scavenger of, e.g., aqueous fluids. Hydrophilic polymer absorbents can also be employed to help control debris flows triggered by heavy rains and/or flooding.

Biotechnology applications include filtration;
25 chromatographic separation, such as for example ion exchange; solid-phase synthesis; and immobilization of agents such as antibodies or enzymes. Other utilities are apparent to those familiar with polymeric materials, including, for example, use in adhesives, paper, and
30 insulation.

Hydrophilic polymers, especially hydrophilic microbeads, can be used as carriers to provide sustained release of an agent, such as a fragrance, a cosmetic, an insecticide, a fertilizer, or water (e.g., in agricultural

applications). Hydrophilic microbeads are especially well-suited for use as drug microcarriers, as such microbeads tend to be distributed throughout the body and can be produced in a biodegradable form more easily than hydrophobic microbeads. Hydrophilic microbeads are also well-suited for use in microbial and mammalian cell culture.

Many of the physical characteristics of hydrophilic polymers, such as void volume and cavity size, are relatively controllable. Therefore, different types of hydrophilic polymers, having physical characteristics tailored for different uses, can be produced. The high void volume of hydrophilic HIPE polymers, for example, provides exceptional absorbency. Furthermore, because the interconnectedness of the cavities in hydrophilic HIPE polymers allows liquids to flow through the polymer material, hydrophilic HIPE polymers serve as excellent substrates for use in biotechnology applications such as chromatographic separation of proteins and peptide synthesis.

Because the polymers of the invention are naturally hydrophilic, the polymers are useful in many of the above applications without further modification. However, those skilled in the art will appreciate that hydrophilic polymers specialized for particular applications can readily be produced. In particular, specialized polymers can be produced directly by polymerizing monomers and crosslinkers having desired properties or indirectly by modifying polymers after polymerization. Hydrophilic polymers functionalized for absorption of specific liquids, for example, can be prepared by chemical modification of preformed hydrophilic polymers bearing a reactive group, such as a hydroxyl, a sulfonic group (e.g., a sulfan), a carboxylic group, an amine, or an epoxy group.

All publications referred to herein are expressly incorporated by reference in their entirety as indicative of the level of skill in the art.

This invention is further illustrated by the following specific but non-limiting examples. Procedures that are constructively reduced to practice are described in the present tense, and procedures that have been carried out in the laboratory are set forth in the past tense. Unless otherwise indicated, concentrations expressed as percentages are percentages by weight.

EXAMPLE 1

Preparation of Hydrophilic Microbeads

Hydrophilic microbeads were prepared from a suspension of a HIPE including a hydrophilic monomer phase and an oil discontinuous phase. The components and amounts used in this study are indicated in Table 1. The pH of the acrylic acid was adjusted to about 5.0 using a 25% solution of sodium hydroxide (25% NaOH). The components of the hydrophilic monomer phase were mixed in a 1-liter beaker by stirring at room temperature. The beaker was placed under a Gifford-Wood Homogenizer-Mixer (Model 1-LV; commercially available from Greerco, Hudson, NH), and the hydrophilic monomer phase was stirred at 1500 rpm while slowly adding 300 ml toluene to form a HIPE.

An oil suspension medium containing 2% ethyl cellulose (48% substituted) in dichloromethane was prepared, and 450 ml was added to a 2-liter reactor and stirred at 200 rpm under a nitrogen gas stream at room temperature for about 15 minutes (mins). The HIPE was added to the oil suspension medium dropwise at a flow rate of approximately 200 ml/min. The nitrogen stream was continued during the addition of the HIPE and about 10 mins thereafter.

The stirring speed was adjusted to 176 rpm, and polymerization was initiated by adding aqueous solutions of sodium hydrosulfite and iron (III) chloride hexahydrate. Polymerization was initiated at 22.5°C, and
5 the temperature rose as high as 32°C. Polymerization was allowed to continue for 20 hours (hrs).

Two volumes of methanol were added to the resultant microbead/oil suspension medium mixture, thereby precipitating the hydrophilic microbeads. The hydrophilic
10 microbeads were washed once with methanol and extracted with acetone followed by methanol in a Soxhlet extractor for approximately 18 hours each. The microbeads were allowed to air-dry overnight.

The microbeads were 2.44% crosslinked and had a bulk
15 density of 0.220 gm/mL. The microbeads swelled in water to more than 500 times their dry volume.

Table 1

	HIPE	Amount	Weight % in HIPE
	Acrylic acid, pH=5.0	20.0 gm	5.27
	N,N'-methylene-bis-acrylamide	0.5 gm	0.13
5	Triton™ X-405	8.0 mL	2.11
	APS*	0.71 gm	0.19
	PVA (< about 70% hydrolysis; 1% in water)	50.0 mL	13.19
	Toluene	300.0 mL	79.11
10	Total	379.21	100.00
	Oil Suspension Medium	Amount	
	Dichloromethane, 2% Ethyl cellulose (48% substituted)	450.0 mL	
15	Sodium hydrosulfite (0.1 gm/mL in water)	0.1 gm	
	Iron (III) chloride hexahydrate (0.1 gm/mL in water)	0.1 gm	
	Temperature	22.5°C	
20	Suspension stirring speed	176 rpm	
	Time	20 hrs	

*Ammonium persulfate

EXAMPLE 2 (COMPARATIVE EXAMPLE)
Polymerization of Suspended Hydrophilic
Monomer Phase Droplets

5 This example describes the preparation of microbeads
from a suspension of a hydrophilic monomer phase in an oil
suspension medium. A comparison of this example with
Example 1 illustrates the differences between
polymerization of a "water-in-oil"-type suspension (this
example) and polymerization of an "oil-in-water-in-oil"-
10 type suspension (Example 1).

The components and amounts used in this study are
indicated in Table 2. A hydrophilic monomer phase was
prepared in a 1-liter beaker as described in Example 1.
An oil suspension medium containing 2% ethyl cellulose
15 (48% substituted) in dichloromethane was prepared, and
450 ml was added to a 2-liter reactor and stirred at
200 rpm. The hydrophilic monomer phase was added to the
oil suspension medium as described for the HIPE in
Example 1, and the remainder of the process was carried
20 out as described in Example 1.

The resultant hydrophilic microbeads were 2.44%
crosslinked and swelled in water to approximately ten
times their dry volume.

Table 2

	Hydrophilic Monomer Phase	Amount	Weight % of AMS
	Acrylic acid, pH=5.0	20.0 gm	25.25
	N,N'-methylene-bis-acrylamide	0.5 gm	0.63
5	Triton™ X-405	8.0 mL	10.10
	APS	0.71 gm	0.90
	1% Methyl cellulose in water	50.0 mL	63.12
	Total	79.21	100.00
	Oil Suspension Medium	Amount	
10	Dichloromethane, 2% Ethyl cellulose (48% substituted)	450.0 mL	
	Sodium hydrosulfite (0.1 gm/mL in water)	0.1 gm	
15	Iron(III) chloride hexahydrate (0.1 gm/mL in water)	0.1 gm	
	Temperature	22.5°C	
	Suspension stirring speed	176 rpm	
20	Time	20 hrs	

EXAMPLE 3

Exemplary preferred microbeads were prepared according to the following general protocol. The details of specific studies are set forth in Tables 3-16.

- 5 1. In a 1-liter beaker, prepare an hydrophilic monomer phase by mixing a hydrophilic monomer, a hydrophilic or monomer-soluble crosslinker, an emulsifier, a hydrophilic initiator, and a solution of stabilizer in water. If acrylic acid is used as the monomer, adjust the
10 pH of the acrylic acid to about 5.0 (i.e., between 4.6 and 6.0) using 25% NaOH prior to mixing with the other components. Mix by stirring at room temperature.
2. Place the beaker under a Gifford-Wood Homogenizer-Mixer (Model 1-LV; commercially available from
15 Greerco, Hudson, NH) and stir at 1700 to 4800 rpm while slowly adding an organic solvent to form an emulsion.
3. In a 2-liter glass cylinder reactor (from Ace Glass, Vineland, NJ), prepare an oil suspension medium by combining an organic solvent with a suspending agent.
20 Stir under a nitrogen gas stream for about 15 mins at 50 to 1500 rpm at room temperature.
4. Add the emulsion to the oil suspension medium dropwise at a flow rate of approximately 200 ± 50 ml/min under a nitrogen stream. Maintain the nitrogen stream for
25 about 10 mins after the emulsion has been added.
5. Adjust the stirring speed, if necessary, to the desired suspension stirring speed.
6. To form microbeads, polymerize the suspension under constant stirring by raising the temperature or
30 adding one or more reducing agents and/or catalysts to the suspension.
7. Collect the hydrophilic microbeads by precipitation, decantation, or filtration.
8. Wash the hydrophilic microbeads once with
35 methanol, and then extract with acetone and then methanol

in a Soxhlet extractor for approximately 18-24 hours each.

9. Allow the microbeads to air-dry overnight, or dry the microbeads in a vacuum oven at 60°C for 10-16 hours.

Table 3

	HIPE	Amount	Weight % of HIPE
	Acrylamide	15.0 gm	5.51
	N,N'-methylene-bis-acrylamide	0.6 gm	0.22
5	Triton™ X-405	6.0 mL	2.21
	APS	0.5 gm	0.18
	1% Methyl cellulose in water	50.0 mL	18.38
	Toluene	200.0 mL	73.50
	Total	272.1	100.00
10	Oil Suspension Medium	Amount	
	Dichloromethane	450.0 mL	
	Ethyl cellulose (48% substituted)	25.0 gm	
	TEMED	0.8 mL	
15	Temperature	21.2°C	
	Suspension stirring speed	320 rpm	
	Time	6 hrs	

The resultant microbeads were 3.85% crosslinked and had a bulk density of 0.222 gm/mL.

Table 4

HIPE	Amount	Weight % in HIPE
Acrylic acid, pH=5.0	30.0 gm	5.76
N,N'-methylene-bis-acrylamide	0.25 gm	0.05
5 Triton™ X-405	10.0 mL	1.92
APS	0.5 gm	0.10
1% Methyl cellulose in water	80.0 mL	15.36
Toluene	400.0 mL	76.81
Total	520.75	100.00
Oil Suspension Medium	Amount	
Dichloromethane	650.0 mL	
Ethyl cellulose (48% substituted)	32.0 gm	
TEMED	0.8 ml	
15 Temperature	40°C	
Suspension stirring speed	160 rpm	
Time	20 hrs	

The resultant microbeads were 0.83% crosslinked.

Table 5

	HIPE	Amount	Weight % in HIPE
	Acrylic acid, pH=5.0	30.0 gm	3.69
	Diethyleneglycol divinylether	0.5 gm	0.06
5	Triton™ X-405	11.0 mL	1.35
	APS	0.74 gm	0.09
	1% Methyl cellulose in water	70.0 mL	8.62
	Toluene	700.0 mL	86.18
	Total	812.24	100.00
10	Oil Suspension Medium	Amount	
	Dichloromethane	1000.0 mL	
	Ethyl cellulose (48% substituted; 4 centipoise)	20.0 gm	
	TEMED	2.5 mL	
15	Temperature	22°C	
	Suspension stirring speed	170 rpm	
	Time	24 hrs	

The resultant microbeads were 1.64% crosslinked.

Table 6

	HIPE	Amount	Weight % in HIPE
	Acrylic acid, pH=5.0	30.1 gm	4.91
	Ethyleneglycol dimethacrylate	0.52 gm	0.08
5	Triton™ X-405	11.48 mL	1.87
	APS	0.67 gm	0.11
	1% Methyl cellulose in water	70.0 mL	11.42
	Toluene	500.0 mL	81.60
	Total	612.77	100.00
10	Oil Suspension Medium	Amount	
	Dichloromethane	750.0 mL	
	Ethyl cellulose (48% substituted)	30.0 gm	
	TEMED	1.0 mL	
15	Sodium hydrosulfite	0.1 gm	
	Iron(III) chloride hexahydrate	0.1 gm	
	Temperature	33°C	
	Suspension stirring speed	257 rpm	
20	Time	20 hrs	

The resultant microbeads were 1.70% crosslinked.

Table 7

	HIPE	Amount	Weight % in HIPE
	Acrylamide	15.0 gm	2.09
	N,N'-methylene-bis-acrylamide	8.0 gm	1.12
5	Triton™ X-405	13.0 mL	1.81
	APS	0.5 gm	0.07
	1% Methyl cellulose in water	60.0 mL	8.37
	Toluene	620.0 mL	86.53
	Total	716.5	100.00
10	Oil Suspension Medium	Amount	
	Dichloromethane	800.0 mL	
	Ethyl cellulose (48% substituted)	40.0 gm	
	TEMED	0.8 mL	
15	Temperature	18.5°C	
	Suspension stirring speed	196 rpm	
	Time	6 hrs	

The resultant microbeads were 34.78% crosslinked and had a bulk density of about 0.125 gm/mL.

Table 8

HIPE	Amount	Weight % in HIPE
Acrylamide	10.0 gm	2.69
N,N'-methylene-bis-acrylamide	1.5 gm	0.40
5 Triton™ X-405	10.0 mL	2.69
APS	0.5 gm	0.13
1% Methyl cellulose in water	50.0 mL	13.44
Toluene	300.0 mL	80.65
Total	372.0	100.00
10 Oil Suspension Medium	Amount	
Toluene	350.0 mL	
Ethyl cellulose	3.5 gm	
TEMED	0.8 mL	
Temperature	22.5°C	
15 Suspension stirring speed	320 rpm	
Time	overnight	

The resultant microbeads were 13.04% crosslinked and had a bulk density of about 0.087 gm/mL.

Table 9

	HIPE	Amount	Weight % in HIPE
	Acrylic acid, pH=5.0	30.0 gm	4.20
	N,N'-methylene-bis-acrylamide	3.0 gm	0.42
5	Triton™ X-705	10.0 mL	1.40
	APS	1.1 gm	0.15
	1% Methyl cellulose in water	70.0 mL	9.80
	Toluene	600.0 mL	84.02
	Total	714.1	100.00
10	Oil Suspension Medium	Amount	
	Dichloromethane	1000.0 mL	
	Ethyl cellulose (48% substituted)	20.0 gm	
	Sodium hydrosulfite	0.1 gm	
15	Iron(III) chloride hexahydrate	0.1 gm	
	Temperature	22.5°C	
	Suspension stirring speed	160 rpm	
	Time	overnight	

20 The resultant microbeads were 9.09% crosslinked and had a bulk density of about 0.141 gm/mL.

Table 10

	HIPE	Amount	Weight % in HIPE
	Acrylic acid, pH=5.0	30.0 gm	4.89
	Divinyl sulfone	1.0 gm	0.16
5	Triton™ X-405	12.0 mL	1.95
	APS	1.0 gm	0.16
	PVA (1.4% in water)	70.0 mL	11.40
	Toluene	500.0 mL	81.43
	Total	614.0	100.00
10	Oil Suspension Medium	Amount	
	Trichloroethane	1000.0 mL	
	Ethyl cellulose (48% substituted; 4 centipoise)	20.0 gm	
	TEMED	2.0 mL	
15	Temperature	30.0°C	
	Suspension stirring speed	190 rpm	

The resultant microbeads were 3.23% crosslinked.

Table 11

	HIPE	Amount	Weight % in HIPE
	Acrylic acid, pH=5.0	40.0 gm	5.27
	N,N'-methylene-bis-acrylamide	2.1 gm	0.28
5	Triton™ X-405	16.0 mL	2.11
	APS	1.6 gm	0.21
	2% Methyl cellulose in water	100.0 mL	13.16
	Toluene	600.0 mL	78.98
	Total	759.7	100.00
10	Oil Suspension Medium	Amount	
	Dichloromethane, 2% Ethyl cellulose (48% substituted)	950.0 mL	
15	Sodium hydrosulfite (0.1 gm/mL in water)	0.1 gm	
	Iron (III) chloride hexahydrate (0.1 gm/mL in water)	0.1 gm	
	Temperature	22.5°C	
	Suspension stirring speed	186 rpm	
20	Time	6 hrs	

The resultant microbeads were 4.99% crosslinked.

Table 12

	HIPE	Amount	Weight % in HIPE
	Acrylic acid, pH=5.0	30.0 gm	4.00
	N,N'-methylene-bis-acrylamide	2.1 gm	0.28
5	Triton™ X-405	16.0 mL	2.13
	APS	1.6 gm	0.21
	1% Methyl cellulose in water	100.0 mL	13.34
	Toluene	600.0 mL	80.03
	Total	749.7	100.00
10	Oil Suspension Medium	Amount	
	Dichloromethane, 2% Ethyl cellulose (48% substituted)	1000.0 mL	
15	Sodium hydrosulfite (0.1 gm/mL in water)	0.1 gm	
	Iron (III) chloride hexahydrate (0.1 gm/mL in water)	0.1 gm	
	Temperature	22.5°C	
	Suspension stirring speed	186 rpm	
20	Time	3 hrs	

The resultant microbeads were 6.54% crosslinked.

Table 13

	HIPE	Amount	Weight % in HIPE
	Acrylic acid, pH=5.0	20.0 gm	2.56
	N,N'-methylene-bis-acrylamide	10.0 gm	1.28
5	Triton™ X-405	10.0 mL	1.28
	APS	0.71 gm	0.09
	1% Methyl cellulose in water	40.0 mL	5.12
	Toluene	700.0 mL	89.66
	Total	780.71	100.00
10	Oil Suspension Medium	Amount	
	Dichloromethane	1000.0 mL	
	2% Ethyl cellulose (48% substituted; 10 centipoise)	20.0 gm	
	TEMED	3.0 mL	
15	Temperature	38.0°C	
	Suspension stirring speed	176 rpm	

The resultant microbeads were 33.33% crosslinked.

Table 14

	HIPE	Amount	Weight % in HIPE
	Acrylic acid, pH=5.0	30.0 gm	4.17
	N,N'-methylene-bis-acrylamide	2.5 gm	0.35
5	Triton™ X-705	16.0 mL	2.22
	APS	1.1 gm	0.15
	1% Methyl cellulose in water	70.0 mL	9.73
	Toluene	600.0 mL	83.38
	Total	719.6	100.00
10	Oil Suspension Medium	Amount	
	Dichloromethane	1000.0 mL	
	2% Ethyl cellulose (48% substituted)	20.0 gm	
15	Sodium hydrosulfite (0.1 gm/mL in water)	0.1 gm	
	Iron (III) chloride hexahydrate (0.1 gm/mL in water)	0.1 gm	
	Temperature	22.5°C	
	Suspension stirring speed	160 rpm	
20	Time	overnight	

The resultant microbeads were 7.69% crosslinked.

Table 15

	HIPE	Amount	Weight % in HIPE
	Acrylic acid, pH=5.0	30.0 gm	4.20
	N,N'-methylene-bis-acrylamide	3.0 gm	0.42
5	Triton™ X-705	10.0 mL	1.40
	APS	1.1 gm	0.15
	PVA (1% in water)	70.0 mL	9.80
	Toluene	600.0 mL	84.02
	Total	714.1	100.00
10	Oil Suspension Medium	Amount	
	Dichloromethane	1000.0 mL	
	2% Ethyl cellulose (48% substituted)	20.0 gm	
15	Sodium hydrosulfite (0.1 gm/mL in water)	0.1 gm	
	Iron (III) chloride hexahydrate (0.1 gm/mL in water)	0.1 gm	
	Temperature	22.5°C	
	Suspension stirring speed	160 rpm	
20	Time	overnight	

The resultant microbeads were 9.09% crosslinked.

Table 16

	HIPE	Amount	Weight % in HIPE
	Acrylic acid, pH=5.0	20.0 gm	2.47
	N,N'-methylene-bis-acrylamide	7.0 gm	0.87
5	Triton™ X-405	11.0 mL	1.36
	APS	0.71 gm	0.09
	1% Methyl cellulose in water	70.0 mL	8.66
	Toluene	700.0 mL	86.56
	Total	808.71	100.00
10	Oil Suspension Medium	Amount	
	Dichloromethane, 5% Ethyl cellulose (48% substituted; 4 centipoise)	800.0 mL	
	TEMED	1.0 mL	
15	Temperature	40.0°C	
	Suspension stirring speed	176 rpm	
	Time	10 hrs	

The resultant microbeads were 25.93% crosslinked.

EXAMPLE 4

Preparation of a Hydrophilic Block

A hydrophilic block was prepared from a HIPE as follows. The components and amounts used in this study are indicated in Table 17. The pH of the acrylic acid was adjusted to about 5.0 using 25% NaOH. The components of the hydrophilic monomer phase were mixed in a 1-liter beaker by stirring at room temperature under a nitrogen gas stream. The beaker was placed under a Gifford-Wood Homogenizer-Mixer (Model 1-LV; commercially available from Greerco, Hudson, NH) and the hydrophilic monomer phase was stirred at 1700 rpm under nitrogen while slowly adding 600 ml toluene to form a HIPE. The nitrogen stream was discontinued about 10 mins after toluene addition was complete.

The HIPE was poured into a glass jar, and polymerization was initiated by heating the jar to 60°C. Polymerization was allowed to continue at this temperature for 20 hrs.

The resulting hydrophilic block was immersed in methanol overnight, and methanol was removed by gentle squeezing. This process was repeated with acetone. The hydrophilic block was then sliced thinly, soaked in methanol overnight, and dried in a vacuum oven at 60°C for several hours. The HIPE block was 3.60% crosslinked.

Table 17

	HIPE	Amount	Weight % of HIPE
	Acrylic acid, pH=5.0	40.0 gm	5.27
	N,N'-methylene-bis-acrylamide	2.1 gm	0.28
5	Triton™ X-405	16.0 mL	2.11
	APS	1.6 gm	0.21
	1% Methyl cellulose in water	100.0 mL	13.16
	Toluene	600.0 mL	78.98
	Total	759.7 mL	100.00
10	Temperature	60°C	
	Suspension stirring speed	320 rpm	
	Time	6 hrs	

EXAMPLE 5

Production and Sulfonation of Hydrophobic Microbeads

Polystyrene/divinylbenzene (DVB) microbeads were produced as described in Example 1B of International Application No. PCT/US95/06879 (WO 95/33553, published December 14, 1995). Briefly, a HIPE including a monomer phase containing styrene and DVB and an aqueous discontinuous phase was suspended in an aqueous suspension medium. The components of these media are shown in Tables 18-24.

The resulting hydrophobic microbeads were sulfonated by soaking them in concentrated sulfuric acid at 60°C overnight. The microbeads were washed with water, extracted methanol with for approximately 10 hrs in a Soxhlet extractor, and dried in a vacuum oven at 60°C overnight. The sulfonated microbeads were then added to water. The capacity of the sulfonated microbeads was calculated by titrating the microbeads to pH 7.0 with 0.1 N NaOH. The microbeads were sulfonated to a capacity of 3.5 milliequivalents/wet gm polymer (milliequivalents were determined by multiplying the volume of the NaOH solution added by 0.1).

Table 18

HIPE	Amount	Weight % in HIPE
Lauroyl peroxide	10.5 gm	0.12
1% Ethyl cellulose in trichloroethane	100.0 mL	1.15
Toluene	100.0 mL	1.15
Span™ 80	160.2 gm	1.84
DVB (55%)	21.0 gm	0.24
Styrene	300.0 gm	3.45
Water	8000.0 mL	92.04
Total	8691.7	100.00
Aqueous Suspension Medium	Amount	
Water	8000.0 mL	
Acacia	1000.0 gm	
Temperature	45.0°C	
Suspension stirring speed	300 rpm	
Time	48 hrs	

The resultant microbeads were 3.60% crosslinked.

Table 19

HIPE	Amount	Weight % in HIPE
Lauroyl peroxide	10.2 gm	0.15
1% Ethyl cellulose in trichloroethane	200.0 mL	2.96
Span™ 80	158.8 gm	2.35
DVB (55%)	350.0 gm	5.18
Styrene	35.0 gm	0.52
Water	6000.0 mL	88.84
Total	6754.0	100.00
Aqueous Suspension Medium	Amount	
Water	6000.0 mL	
Acacia	900.0 gm	
Temperature	45.0°C	
Suspension stirring speed	120 rpm	
Time	48 hrs	

The resultant microbeads were 50.00% crosslinked.

Table 20

	HIPE	Amount	Weight % in HIPE
	Lauroyl peroxide	10.5 gm	0.12
5	1% Ethyl cellulose in trichloroethane	100.0 mL	1.13
	Toluene	100.0 mL	1.13
	Span™ 80	160.2 gm	1.80
	DVB (55%)	10.0 gm	0.11
	Styrene	500.0 gm	5.63
10	Water	8000.0 mL	90.08
	Total	8880.7	100.00
	Aqueous Suspension Medium	Amount	
	Water	8000.0 mL	
	Acacia	1000.0 gm	
15	Temperature	45.0°C	
	Suspension stirring speed	300 rpm	
	Time	48 hrs	

The resultant microbeads were 1.08% crosslinked.

Table 21

HIPE	Amount	Weight % in HIPE
Lauroyl peroxide	10.5 gm	0.12
1% Ethyl cellulose in trichloroethane	200.0 mL	2.27
Span™ 80	162.0 gm	1.84
DVB (55%)	45.0 gm	0.51
Styrene	380.0 gm	4.32
Water	8000.0 mL	90.93
Total	8797.5	100.00
Aqueous Suspension Medium	Amount	
Water	7000.0 mL	
Acacia	1000.0 gm	
Temperature	45.0°C	
Suspension stirring speed	300 rpm	
Time	24 hrs	

The resultant microbeads were 5.82% crosslinked.

Table 22

HIPE	Amount	Weight % in HIPE
Lauroyl peroxide	10.0 gm	0.11
1% Ethyl cellulose in dichloromethane	400.0 mL	4.39
Span TM 80	120.0 gm	1.32
DVB	270.0 gm	2.96
Styrene	320.0 gm	3.51
Water	8000.0 mL	87.72
Total	9120.0	100.00
Aqueous Suspension Medium	Amount	
Water	7000.0 mL	
Acacia	1100.0 gm	
Temperature	45.0°C	
Suspension stirring speed	154 rpm	
Time	24 hrs	

The resultant microbeads were 25.17% crosslinked.

Table 23

HIPE	Amount	Weight % in HIPE
Lauroyl peroxide	10.5 gm	0.12
1% Ethyl cellulose in trichloroethane	200.0 mL	2.31
Span™ 80	160.0 gm	1.85
DVB (55%)	150.0 gm	1.73
Styrene	145.0 gm	1.67
Water	8000.0 mL	92.32
Total	8665.5	100.00
Aqueous Suspension Medium	Amount	
Water	7000.0 mL	
Acacia	1000.0 gm	
Temperature	45.0°C	
Suspension stirring speed	300 rpm	
Time	24 hrs	

The resultant microbeads were 27.97% crosslinked.

Table 24

HIPE	Amount	Weight % in HIPE
Lauroyl peroxide	10.0 gm	0.12
1% Ethyl cellulose in trichloroethane	300.0 mL	3.46
Span™ 80	160.0 gm	1.85
DVB (55%)	94.0 gm	1.08
Styrene	100.0 gm	1.15
Water	8000.0 mL	92.34
Total	8664.0	100.00
Aqueous Suspension Medium	Amount	
Water	8000.0 mL	
Acacia	1000.0 gm	
Temperature	45.0°C	
Suspension stirring speed	314 rpm	
Time	24 hrs	

The resultant microbeads were 26.65% crosslinked.

EXAMPLE 6

Absorption Capacity of Hydrophilic Microbeads

The capacity of hydrophilic microbeads produced as described in Example 3 to absorb a 0.9% (weight/volume) saline solution was tested as follows. Microbeads were carefully weighed, and 0.200 gm (± 0.005 gm) samples were placed in "teabags" designed for such tests and sealed. The teabags were 60 mm X 60 mm and made from a grade 1234 heat-sealable material obtainable from C.H. Dexter, Division of Dexter Corp. (Windsor Locks, CT). The teabags were heat sealed on two of three sides, and the remaining open side was sealed after adding microbeads.

The sealed teabags were then immersed in the saline solution. Immersion was carried out by holding the teabags horizontally and ensuring that the microbeads were evenly distributed throughout the teabags, laying the teabags on the surface of the saline solution, and submerging the teabags after 1 min. After 30 mins of immersion, the teabags were hung for 10 mins to drain off excess saline and then weighed. Saline absorption was calculated according to the following formula:

$$\text{Absorption} = \frac{(Wt_w - Wb_w) - Wp_d}{Wp_d}$$

where: Wt_w is the weight (in grams) of the wet microbead-containing tea bag, Wb_w is the weight (in grams) of a wet empty tea bag, and Wp_d is the weight (in grams) of the dry microbead sample. The results are shown in Table 25 (the components used to produce each microbead sample are listed in the tables indicated under the heading "Microbeads").

Table 25

Microbeads	Crosslinking	Saline Absorption
Polyacrylamide/N,N' - methylene-bis-acrylamide (Table 11)	4.99%	95.56 gm*
Polyacrylic acid/N,N' -methylene-bis-acrylamide (Table 12)	6.54%	57.27 gm
Polyacrylic acid/N,N' -methylene-bis-acrylamide (Table 9)	6.54%	50.29 gm

*gm water/gm dry polymer

EXAMPLE 7

Crosslinking and Retention Capacity
of Hydrophilic Microbeads

The relationship between the degree of crosslinking and the capacity of hydrophilic microbeads to retain liquid was studied as follows. A series of hydrophilic microbeads having different degrees of crosslinking was tested for the capacity to retain a 0.9% (weight/volume) saline solution. These microbeads were produced as described in Example 3. This test was also performed using sulfonated polystyrene/divinylbenzene (DVB) microbeads produced as described in Example 5.

Microbeads were carefully weighed, and 0.200 gm (± 0.005 gm) samples were placed in teabags, sealed, and immersed in the saline solution for 30 mins, as described in Example 6. The saturated teabags were then centrifuged in a IEC centrifuge (International Equipment Corp., Needham Heights, MA) at 3000 rpm (500 g) for 3 mins. The

teabags were then carefully weighed. Saline absorption was calculated according to the following formula:

$$\text{Absorption} = \frac{(Wt_c - Wb_c) - Wp_d}{Wp_d}$$

- 5 where: Wt_c is the weight (in grams) of the microbead-containing tea bag after centrifugation, Wb_c is the weight (in grams) of an empty tea bag after centrifugation, and Wp_d is the weight (in grams) of the dry microbead sample. The results are shown in Table 26 (the components used to
10 produce each microbead sample are listed in the tables indicated under the heading "Microbeads").

Table 26

	Microbeads	Crosslinking	Saline Retention
5	Polyacrylic acid/N,N'-methylene-bis-acrylamide (Table 11)	4.99%	30.06 gm*
	Polyacrylic acid/N,N'-methylene-bis-acrylamide (Table 12)	6.54%	16.85 gm
10	Polyacrylic acid/N,N'-methylene-bis-acrylamide (Table 9)	6.54%	15.26 gm
	Polyacrylic acid/N,N'-methylene-bis-acrylamide (Table 9)	6.54%	13.89 gm
15	Polystyrene/DVB (Table 22)	9.09%	10.39 gm
	Polystyrene/DVB (Table 23)	25.93%	2.67 gm
	Polystyrene/DVB (Table 24)	34.95%	4.39 gm

*gm saline/gm dry polymer

For the hydrophilic microbeads tested, saline absorption capacity is significantly influenced by, and inversely related to, degree of crosslinking. In contrast, for the sulfonated polystyrene/DVB microbeads, saline absorption capacity is less sensitive to changes in degree of crosslinking. Moreover, the saline absorption capacity of the sulfonated polystyrene/DVB microbeads is directly related to degree of crosslinking, at least up to 50% crosslinking.

EXAMPLE 8

Rate of Saline Absorption of Hydrophilic Microbeads

The capacity of hydrophilic microbeads to absorb a 0.9% (weight/volume) saline solution was measured at different time points after immersion.

Microbeads prepared as described in Example 3, Table 11 (4.99% crosslinked) were carefully weighed, and 0.200 gm (± 0.005 gm) samples were placed in teabags (described in Example 6) and sealed. The sealed teabags were then immersed in the saline solution for 5, 10, 20, 30, or 60 seconds. The saturated teabags were hung for 2 mins to drain off excess saline and then weighed. Saline absorption was calculated according to the formula set forth in Example 6. The results are shown in Table 27.

Table 27

Time	Saline Absorption
5 sec	42.70 gm*
10 sec	74.5 gm
20 sec	83.27 gm
30 sec	77.42 gm
60 sec	79.18 gm

*gm saline/gm dry polymer

Thus, the hydrophilic microbeads had an extremely rapid rate of saline absorption, reaching maximal saline absorption capacity within 20 seconds and half maximal saline absorption capacity within 5 seconds.

EXAMPLE 9

Absorption of Hydrophilic Microbeads Under Load

The absorption capacity of hydrophilic microbeads under a static load was evaluated as follows. A test device consisted of a plastic cylinder (57.5 mm in diameter) with a screen epoxied to the bottom of the cylinder, and a plastic piston that fit inside the cylinder. Microbeads prepared as described in Example 3, Table 11 were distributed onto the screen of the test device, and the piston was inserted into the plastic cylinder so that it rested on top of the microbead sample. Additional weights were added to the piston to achieve a total weight of 535 gm (i.e., 20 gm/cm²). After assembly, the test device was weighed.

A fluid delivery assembly consisted of a porous filter plate placed in a petri dish. A

0.9% (weight/volume) saline solution was added to a level approximately equal to the top of the filter plate. A filter paper was then placed on the filter plate and allowed to wet with the saline solution.

5 The test device containing the microbead sample was placed on top of the filter plate so that the screen contacted the filter paper. The microbead sample was allowed to absorb saline solution from the filter paper for 1 hour. The test device was then reweighed, and
10 saline absorption under load was calculated according to the following formula:

$$\text{Absorption} = \frac{Wt_w - Wt_d}{Wp_d}$$

15 where: Wt_w is the weight (in grams) of the microbead-containing test device after water uptake, Wt_d is the weight (in grams) of the microbead-containing test device before water uptake, and Wp_d is the weight (in grams) of the dry microbead sample. The saline absorption under load was $25.90 \text{ gm} \pm 2.65$ (S.D.) per gram of dry polymer.

WHAT IS CLAIMED IS:

1. Porous crosslinked hydrophilic polymeric microbeads having cavities joined by interconnecting pores, wherein at least some of the cavities at the interior of the microbeads communicate with the surface of the microbeads and wherein at least approximately 10% of the microbeads are substantially spherical or substantially ellipsoidal or a combination thereof, and the microbeads have a nominal void volume of at least about 70% and a water absorption capacity of at least about 5 grams of water per gram of dry polymer.
2. The microbeads of Claim 1 wherein the microbeads have a nominal void volume of less than about 99%.
3. The microbeads of Claim 2 wherein the microbeads have a nominal void volume of at least about 80%.
4. The microbeads of Claim 2 wherein the microbeads have a water absorption capacity that does not exceed 1000 grams of water per gram of dry polymer.
5. The microbeads of Claim 4 wherein the microbeads have a water absorption capacity of at least about 100 grams of water per gram of dry polymer.
6. The microbeads of Claim 4 wherein the microbeads have an average diameter in the dry state of between about 5 μm and about 1 cm.
7. The microbeads of Claim 6 wherein the average diameter of the microbeads in the dry state does not exceed about 10 mm.

8. The microbeads of Claim 4 wherein the microbeads are between about 2% and 50% crosslinked.
9. The microbeads of Claim 8 wherein the microbeads are at least 10% crosslinked.
- 5 10. The microbeads of Claim 4 wherein at least some of said cavities are substantially spherical thin-walled cavities comprising a plurality of pores in the walls separating adjacent cavities.
- 10 11. The microbeads of Claim 10 wherein at least some of said cavities comprise six pores.
12. The microbeads of Claim 4 wherein the microbeads reach half maximal absorption capacity within 1 minute after immersion.
- 15 13. The microbeads of Claim 12 wherein the microbeads reach half maximal absorption capacity within 5 seconds after immersion.
14. The microbeads of Claim 4 wherein the microbeads swell to between about 100 and about 2000 times their dry volume.
- 20 15. A process for producing a porous crosslinked hydrophilic polymeric material comprising
- (a) forming an emulsion including a hydrophilic monomer continuous phase and an oil discontinuous phase, said emulsion comprising:
- 25 i) a hydrophilic monofunctional monomer;
- ii) a polyfunctional crosslinker;
- iii) an emulsifier having a hydrophobic cyclic head group and a hydrophilic tail;

- iv) a stabilizer that is a film-forming compound; and
- v) an organic solvent; and
- (b) polymerizing the emulsion.

- 5 16. The process of Claim 15 wherein the oil discontinuous phase of the emulsion is between about 50% to about 99% of the emulsion.
- 10 17. The process of Claim 16 wherein the oil discontinuous phase of the emulsion is between about 70% to about 99% of the emulsion.
- 15 18. The process of Claim 15 wherein the monomer comprises a monomer selected from the group consisting of acrylamide, acrylic acid, and derivatives thereof.
- 15 19. The process of Claim 15 wherein the monomer concentration in the emulsion is in the range of about 0.5 to about 30 weight percent.
- 20 20. The process of Claim 15 wherein the crosslinker comprises an agent selected from the group consisting of N,N'-methylene-bis-acrylamide, divinyl sulfone, diethylene glycol divinyl ether, and ethylene glycol dimethacrylate.
- 20 21. The process of Claim 15 wherein the crosslinker concentration in the emulsion is in the range of about 0.005 to about 30 weight percent.
- 25 22. The process of Claim 15 wherein the emulsifier comprises an alkylaryl polyether alcohol preparation.

23. The process of Claim 22 wherein the alkylaryl polyether alcohol preparation is characterized by an average of at least about 14 ethylene oxide units per ether side chain.
- 5 24. The process of Claim 15 wherein the emulsifier concentration in the emulsion is in the range of about 1 to about 30 weight percent.
- 10 25. The process of Claim 15 wherein the stabilizer comprises a natural or synthetic polymeric stabilizer.
26. The process of Claim 25 wherein the polymeric stabilizer comprises a cellulose derivative.
- 15 27. The process of Claim 26 wherein the cellulose derivative is selected from the group consisting of methyl cellulose and hydroxyethyl cellulose.
28. The process of Claim 15 wherein the stabilizer concentration in the emulsion is in the range of about 0.001 to about 2 weight percent.
- 20 29. The process of Claim 15 wherein the emulsion additionally comprises a hydrophilic polymerization initiator.
30. The process of Claim 29 wherein the hydrophilic polymerization initiator comprises ammonium persulfate.
- 25 31. The process of Claim 29 wherein the hydrophilic polymerization initiator concentration is in the

range of about 0.01 to about 10 weight percent of total polymerizable monomer.

- 5 32. The process of Claim 15 wherein, prior to said polymerizing step, the emulsion is added to an oil suspension medium to form a suspension of emulsion droplets, and said polymerizing step comprises polymerizing the emulsion droplets to form microbeads.
- 10 33. The process of Claim 32 wherein the oil suspension medium comprises a suspending agent.
34. The process of Claim 33 wherein the suspending agent comprises a polymeric suspending agent.
35. The process of Claim 34 wherein the polymeric suspending agent comprises a cellulose derivative.
- 15 36. The process of Claim 35 wherein the cellulose derivative is selected from the group consisting of methyl cellulose and ethyl cellulose.
- 20 37. The process of Claim 32 wherein the suspending agent is present in the oil suspension medium at a concentration of about 0.01 to about 10 weight percent.
38. The process of Claim 32 wherein the ratio of oil suspension medium to emulsion in the suspension is in the range of about 0.05 to about 10.
- 25 39. The process of Claim 15 additionally comprising adding a hydrophilic solvent to the oil suspension medium after said polymerizing step.

40. The process of Claim 39 wherein the hydrophilic solvent comprises methanol.
41. A process for producing a porous crosslinked hydrophilic polymeric material comprising
- 5 (a) forming an emulsion including a hydrophilic monomer continuous phase and an oil discontinuous phase, said emulsion comprising:
- 10 i) a monomer selected from the group consisting of acrylamide, acrylic acid, and derivatives thereof;
- 15 ii) a crosslinker selected from the group consisting of N,N'-methylene-bis-acrylamide and divinyl sulfone;
- 15 iii) an alkylaryl polyether alcohol preparation having an average of at least about 14 ethylene oxide units per ether side chain;
- 20 iv) ammonium persulfate;
- 20 v) a solution of methyl cellulose in water; and
- 25 vi) toluene;
- wherein the oil discontinuous phase is about 70% to about 99% of the emulsion, and substantially all of the polymerization initiator is present
- 25 in the aqueous continuous phase of the emulsion; and
- (b) polymerizing the emulsion.
42. A process for producing porous crosslinked hydrophilic polymeric microbeads comprising
- 30 (a) forming an emulsion including a hydrophilic monomer continuous phase and an oil discontinuous phase, said emulsion comprising:

- i) a monomer selected from the group consisting of acrylamide, acrylic acid, and derivatives thereof;
- ii) a crosslinker selected from the group consisting of N,N'-methylene-bis-acrylamide and divinyl sulfone;
- iii) an alkylaryl polyether alcohol preparation having an average of at least about 14 ethylene oxide units per ether side chain;
- iv) ammonium persulfate;
- v) a solution of methyl cellulose in water; and
- vi) toluene;

- wherein the oil discontinuous phase is about 70% to about 99% of the emulsion, and substantially all of the polymerization initiator is present in the aqueous continuous phase of the emulsion;
- (b) adding the emulsion to an oil suspension medium to form a suspension of emulsion droplets, wherein the suspension medium comprises ethyl cellulose; and
 - (c) polymerizing the emulsion droplets to form microbeads.

43. Porous crosslinked polymeric microbeads produced by the process comprising

- (a) forming an emulsion including a hydrophilic monomer continuous phase and an oil discontinuous phase, said emulsion comprising:
 - i) a hydrophilic monofunctional monomer;
 - ii) a polyfunctional crosslinker;
 - iii) an emulsifier having a hydrophobic cyclic head group and a hydrophilic tail;
 - iv) a stabilizer that is a film-forming compound; and

- v) an organic solvent;
wherein the oil discontinuous phase of the emulsion is between about 70% to about 99% of the emulsion
- 5 (b) adding the emulsion to an oil suspension medium to form a suspension of emulsion droplets; and
(c) polymerizing the emulsion droplets to form microbeads.
- 10 44. The microbeads of Claim 43 wherein the emulsifier comprises an alkylaryl polyether alcohol preparation.
45. The microbeads of Claim 44 wherein the alkylaryl polyether alcohol preparation is characterized by an average of at least about 14 ethylene oxide units per ether side chain.
- 15 46. The microbeads of Claim 43 wherein the emulsifier concentration in the emulsion is in the range of about 1 to about 30 weight percent.
47. The microbeads of Claim 43 wherein the stabilizer comprises a natural or synthetic polymeric
20 stabilizer.
48. The microbeads of Claim 47 wherein the polymeric stabilizer comprises a cellulose derivative.
49. The microbeads of Claim 48 wherein the cellulose derivative is selected from the group consisting of
25 methyl cellulose and hydroxyethyl cellulose.
50. The microbeads of Claim 43 wherein the stabilizer concentration in the emulsion is in the range of about 0.001 to about 2 weight percent.

51. The microbeads of Claim 43 wherein

- (a) the monomer is selected from the group consisting of acrylamide, acrylic acid, and derivatives thereof;
- 5 (b) the crosslinker is selected from the group consisting of N,N'-methylene-bis-acrylamide and divinyl sulfone;
- (c) the emulsifier is an alkylaryl polyether alcohol preparation having an average of about 14
- 10 ethylene oxide units per ether side chain;
- (d) the stabilizer is a solution of methyl cellulose in water;
- (e) the organic solvent is toluene;
- (f) the emulsion additionally comprises ammonium
- 15 persulfate; and
- (g) the suspension medium comprises ethyl cellulose.

1/3

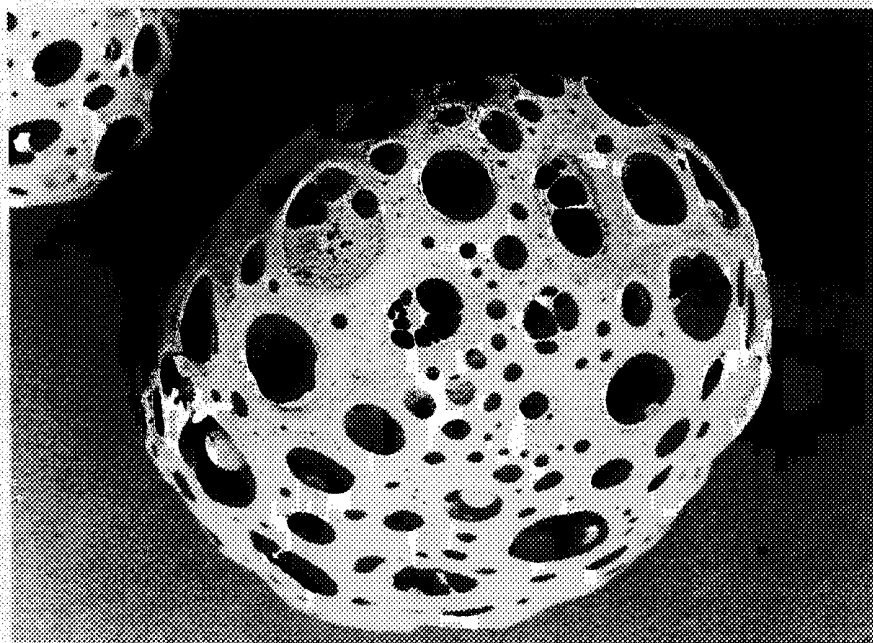


FIG. 1A

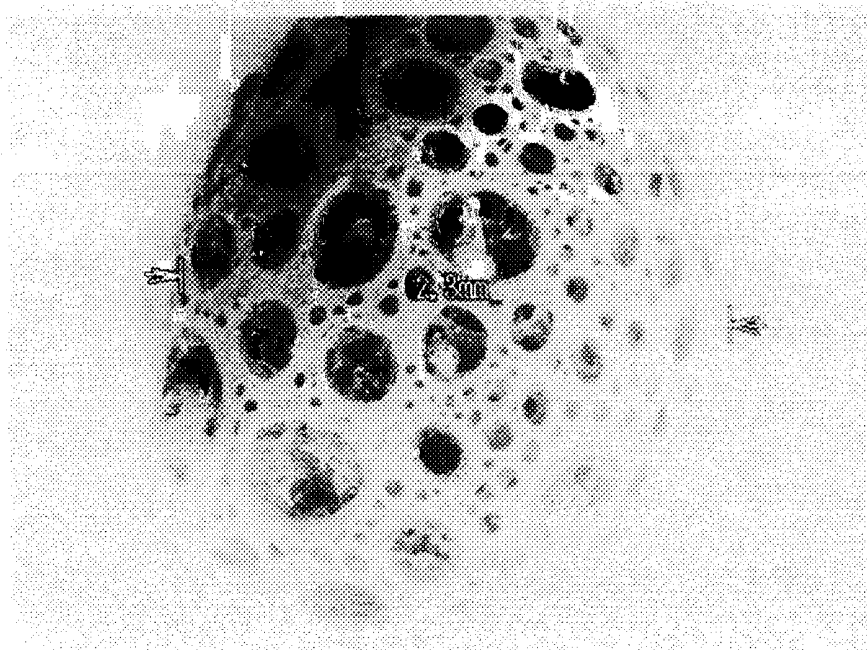


FIG. 1B

SUBSTITUTE SHEET (RULE 26)

2/3

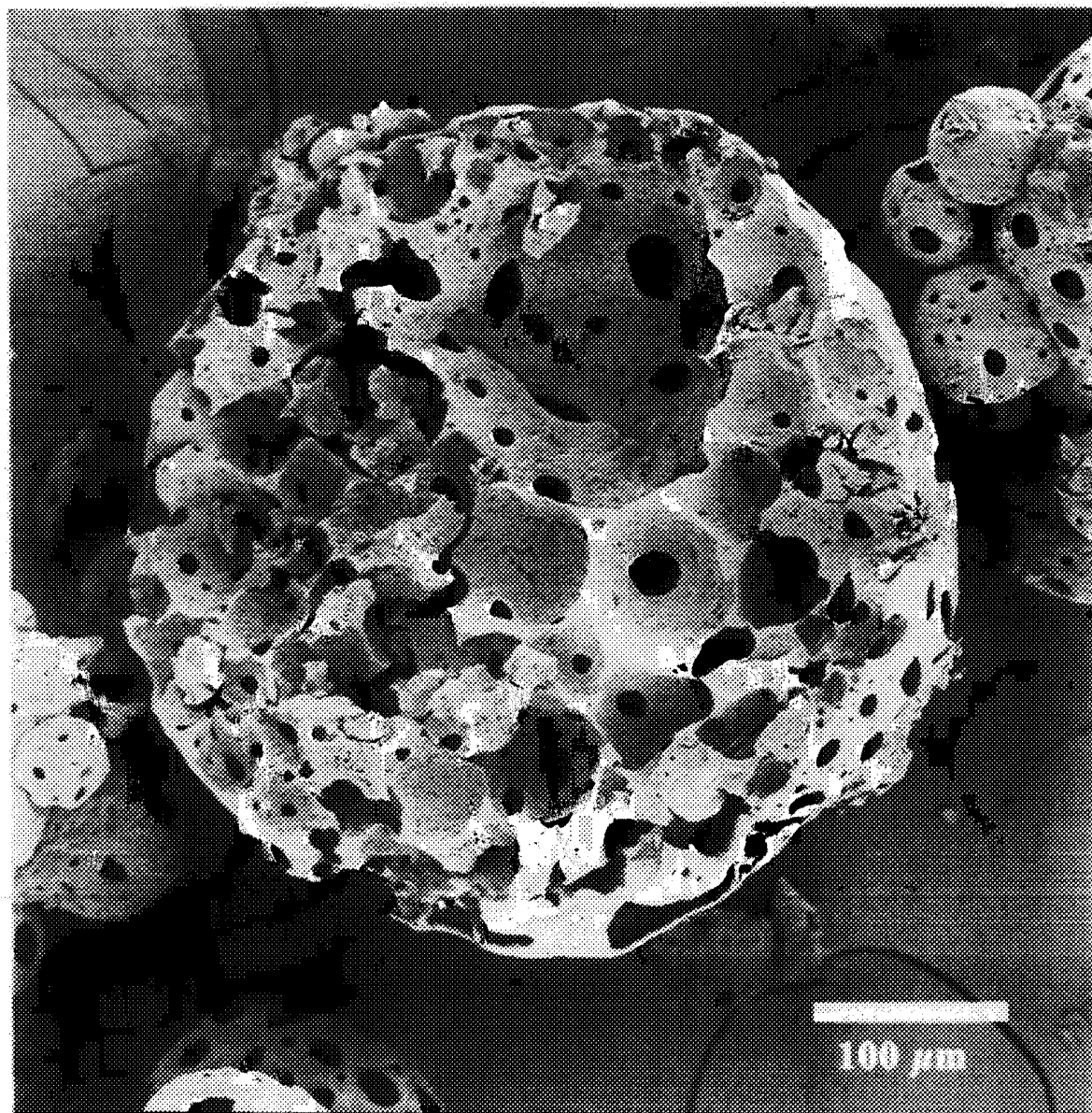


FIG. 2

3/3

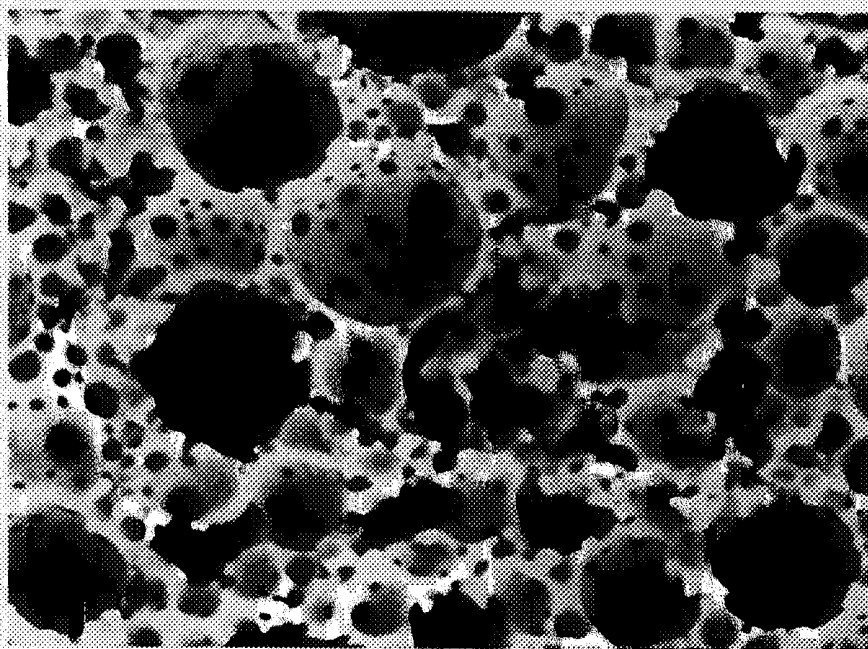


FIG. 3A

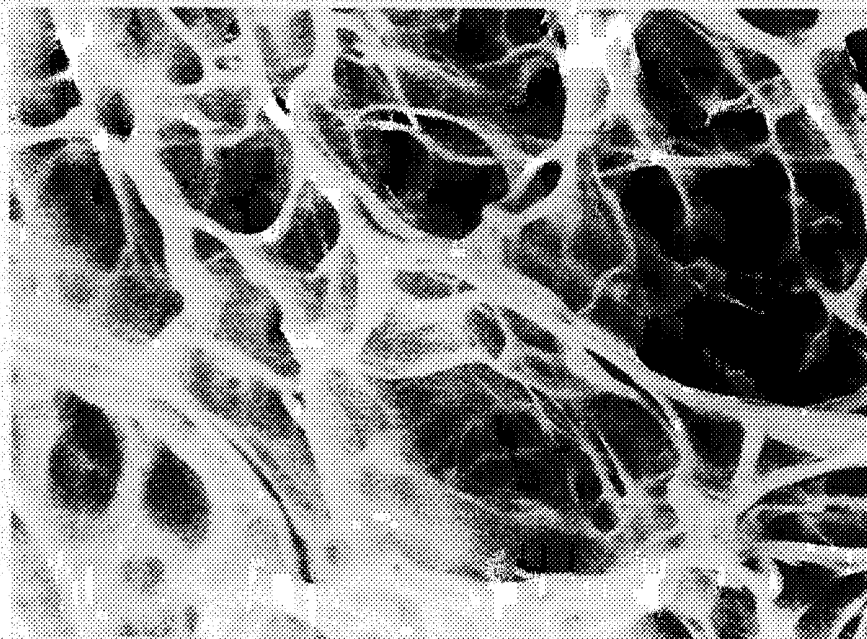


FIG. 3B
SUBSTITUTE SHEET (RULE 26)

INTERNATIONAL SEARCH REPORT

International Application No

PCT/US 98/12797

A. CLASSIFICATION OF SUBJECT MATTER

IPC 6 B01J20/26 C08J9/28 //A61L15/00

According to International Patent Classification (IPC) or to both national classification and IPC

B. FIELDS SEARCHED

Minimum documentation searched (classification system followed by classification symbols)

IPC 6 B01J C08J

Documentation searched other than minimum documentation to the extent that such documents are included in the fields searched

Electronic data base consulted during the international search (name of data base and, where practical, search terms used)

C. DOCUMENTS CONSIDERED TO BE RELEVANT

Category °	Citation of document, with indication, where appropriate, of the relevant passages	Relevant to claim No.
A	<p>DATABASE WPI Section Ch, Week 9310 Derwent Publications Ltd., London, GB; Class A14, AN 93-080432 XP002080135 & JP 05 025208 A (NIPPON KAYAKU KK) , 2 February 1993 see abstract</p> <p style="text-align: center;">---</p>	1-51
A	<p>WO 95 31485 A (PHARMACIA BIOTECH AB ;PORRVIK INGRID (SE)) 23 November 1995 see page 4, paragraph 4 see page 5, paragraph 3 see claims</p> <p style="text-align: center;">---</p> <p style="text-align: center;">-/--</p>	1-51



Further documents are listed in the continuation of box C.



Patent family members are listed in annex.

° Special categories of cited documents :

"A" document defining the general state of the art which is not considered to be of particular relevance

"E" earlier document but published on or after the international filing date

"L" document which may throw doubts on priority claim(s) or which is cited to establish the publication date of another citation or other special reason (as specified)

"O" document referring to an oral disclosure, use, exhibition or other means

"P" document published prior to the international filing date but later than the priority date claimed

"T" later document published after the international filing date or priority date and not in conflict with the application but cited to understand the principle or theory underlying the invention

"X" document of particular relevance; the claimed invention cannot be considered novel or cannot be considered to involve an inventive step when the document is taken alone

"Y" document of particular relevance; the claimed invention cannot be considered to involve an inventive step when the document is combined with one or more other such documents, such combination being obvious to a person skilled in the art.

"&" document member of the same patent family

Date of the actual completion of the international search

9 October 1998

Date of mailing of the international search report

22/10/1998

Name and mailing address of the ISA

European Patent Office, P.B. 5818 Patentlaan 2
NL - 2280 HV Rijswijk
Tel. (+31-70) 340-2040, Tx. 31 651 epo nl,
Fax: (+31-70) 340-3016

Authorized officer

Oudot, R

INTERNATIONAL SEARCH REPORT

International Application No

PCT/US 98/12797

C.(Continuation) DOCUMENTS CONSIDERED TO BE RELEVANT

Category	Citation of document, with indication, where appropriate, of the relevant passages	Relevant to claim No.
A	US 5 583 162 A (LI NAI-HONG ET AL) 10 December 1996 cited in the application see claims -----	1-51

INTERNATIONAL SEARCH REPORT

Information on patent family members

International Application No

PCT/US 98/12797

Patent document cited in search report	Publication date	Patent family member(s)	Publication date
WO 9531485 A	23-11-1995	AU 2541695 A EP 0763064 A JP 10500164 T	05-12-1995 19-03-1997 06-01-1998
US 5583162 A	10-12-1996	AU 2693795 A CA 2190731 A CN 1150764 A EP 0764047 A JP 10501173 T WO 9533553 A US 5653922 A	04-01-1996 14-12-1995 28-05-1997 26-03-1997 03-02-1998 14-12-1995 05-08-1997