



US00D862016S

(12) **United States Design Patent**
Kim et al.

(10) **Patent No.:** **US D862,016 S**
(45) **Date of Patent:** **** Oct. 1, 2019**

- (54) **PULSATOR FOR WASHING MACHINE** 5,839,300 A * 11/1998 Yoon D06F 17/10
68/134
- (71) Applicant: **Samsung Electronics Co., Ltd.,** D477,697 S * 7/2003 Bullock D32/26
Suwon-si (KR) 8,011,210 B2* 9/2011 Heubner D06F 37/02
29/896.6
- (72) Inventors: **Myunggyu Kim, Seoul (KR); Yuna** D730,603 S 5/2015 Jeon et al.
Park, Seoul (KR); Sanghun Yoon, D739,103 S 9/2015 Yang et al.
Seoul (KR) D829,397 S * 9/2018 Ha D32/26
2003/0200774 A1* 10/2003 Kim D06F 17/06
68/133

(73) Assignee: **SAMSUNG ELECTRONICS CO., LTD.,** Gyeonggi-Do (KR)

FOREIGN PATENT DOCUMENTS

(**) Term: **15 Years**

KR 300850288 4/2016

* cited by examiner

(21) Appl. No.: **29/593,835**

Primary Examiner — Michelle E. Wilson

(22) Filed: **Feb. 13, 2017**

(74) *Attorney, Agent, or Firm* — Cantor Colburn LLP

(30) **Foreign Application Priority Data**

Nov. 29, 2016 (KR) 30-2016-0057632
Nov. 29, 2016 (KR) 30-2016-0057683

(51) **LOC (12) Cl.** **15-05**

(52) **U.S. Cl.**
USPC **D32/26**

(58) **Field of Classification Search**
USPC D32/1, 25, 26; 68/53, 133-134;
D23/207
See application file for complete search history.

(56) **References Cited**

U.S. PATENT DOCUMENTS

D100,861 S * 8/1936 Hume D32/26
D108,158 S * 1/1938 Little D32/26
3,381,504 A * 5/1968 Smith D06F 13/00
68/134

(57) **CLAIM**

The ornamental design for a pulsator for washing machine, as shown and described.

DESCRIPTION

FIG. 1 is a perspective view of a pulsator for washing machine showing our new design;
FIG. 2 is a front view thereof;
FIG. 3 is a rear view thereof;
FIG. 4 is a left side view thereof;
FIG. 5 is a right side view thereof;
FIG. 6 is a top view thereof; and,
FIG. 7 is a bottom view thereof.

The broken lines illustrating portions of a pulsator for washing machine form no part of the claimed design.

1 Claim, 5 Drawing Sheets

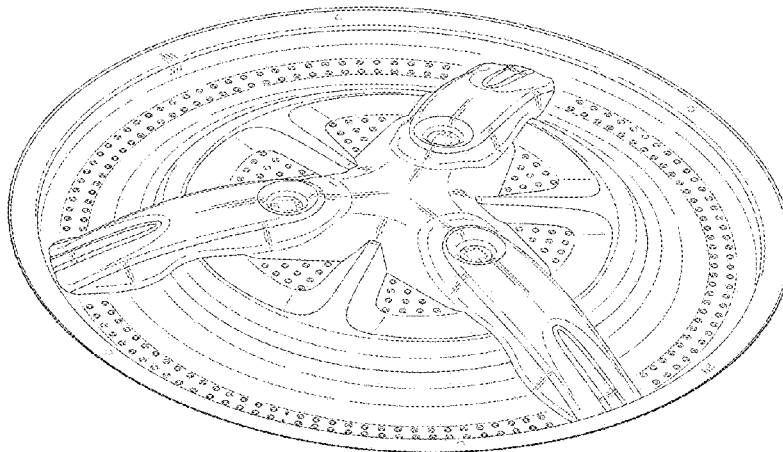


FIG. 1

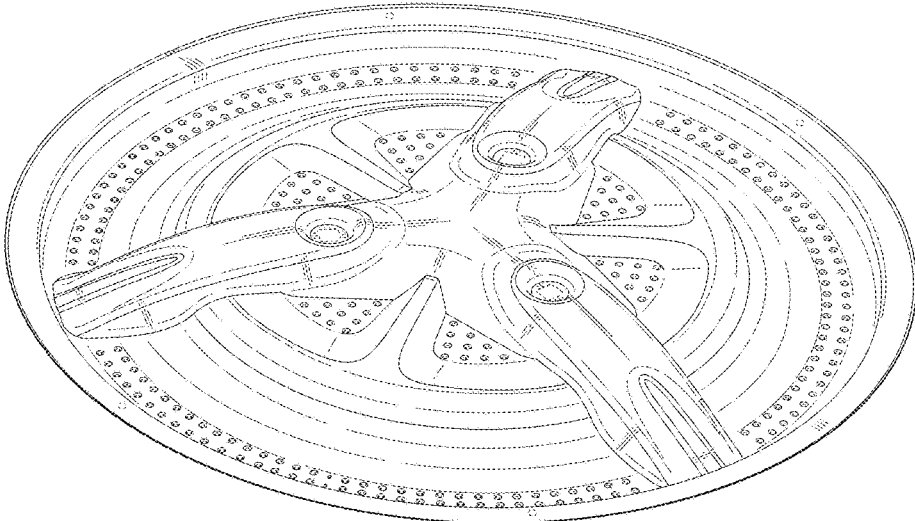


FIG. 2

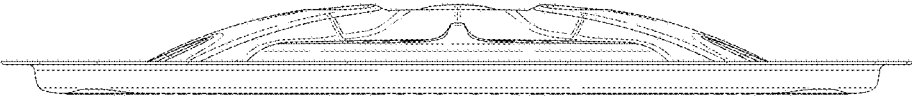


FIG. 3

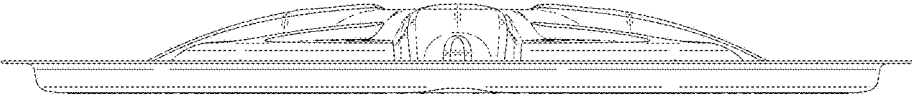


FIG. 4

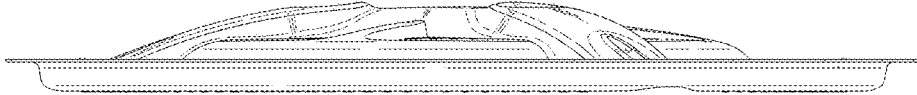


FIG. 5



FIG. 6




FIG. 7

