

(51) International Patent Classification:  
*G06F 21/00* (2013.01)(21) International Application Number:  
PCT/US2014/029552(22) International Filing Date:  
14 March 2014 (14.03.2014)

(25) Filing Language: English

(26) Publication Language: English

(30) Priority Data:  
13/841,498 15 March 2013 (15.03.2013) US  
14/213,244 14 March 2014 (14.03.2014) US

(71) Applicant: ORACLE INTERNATIONAL CORPORATION [US/US]; 500 Oracle Parkway, M/S 50P7, Redwood Shores, California 94065 (US).

(72) Inventors: BOYER, John Jules Alexander; 500 Oracle Parkway, M/S 50P7, Redwood Shores, California 94065 (US). AHMED, Ali Kamran; 500 Oracle Parkway, M/S 50P7, Redwood Shores, California 94065 (US). SHEPHARD, Tim; 500 Oracle Parkway, M/S 50P7, Redwood Shores, California 94065 (US). PRABHU, Vinay; 500 Oracle Parkway, M/S 50P7, Redwood Shores, California 94065 (US). TEWARI, Ruchir; 500 Oracle Parkway, M/S 50P7, Redwood Shores, California 94065 (US).

(74) Agents: MATHISON, Mark P. et al.; KILPATRICK TOWNSEND &amp; STOCKTON LLP, Two Embarcadero Center, Eighth Floor, San Francisco, California 94111 (US).

(81) Designated States (unless otherwise indicated, for every kind of national protection available): AE, AG, AL, AM, AO, AT, AU, AZ, BA, BB, BG, BH, BN, BR, BW, BY, BZ, CA, CH, CL, CN, CO, CR, CU, CZ, DE, DK, DM, DO, DZ, EC, EE, EG, ES, FI, GB, GD, GE, GH, GM, GT, HN, HR, HU, ID, IL, IN, IR, IS, JP, KE, KG, KN, KP, KR, KZ, LA, LC, LK, LR, LS, LT, LU, LY, MA, MD, ME, MG, MK, MN, MW, MX, MY, MZ, NA, NG, NI, NO, NZ, OM, PA, PE, PG, PH, PL, PT, QA, RO, RS, RU, RW, SA, SC, SD, SE, SG, SK, SL, SM, ST, SV, SY, TH, TJ, TM, TN, TR, TT, TZ, UA, UG, US, UZ, VC, VN, ZA, ZM, ZW.

(84) Designated States (unless otherwise indicated, for every kind of regional protection available): ARIPO (BW, GH, GM, KE, LR, LS, MW, MZ, NA, RW, SD, SL, SZ, TZ, UG, ZM, ZW), Eurasian (AM, AZ, BY, KG, KZ, RU, TJ, TM), European (AL, AT, BE, BG, CH, CY, CZ, DE, DK, EE, ES, FI, FR, GB, GR, HR, HU, IE, IS, IT, LT, LU, LV, MC, MK, MT, NL, NO, PL, PT, RO, RS, SE, SI, SK, SM, TR), OAPI (BF, BJ, CF, CG, CI, CM, GA, GN, GQ, GW, KM, ML, MR, NE, SN, TD, TG).

[Continued on next page]

(54) Title: SECURITY SERVICES MANAGEMENT FOR COMPUTER APPLICATIONS BY MODIFYING THEIR OBJECT CODE

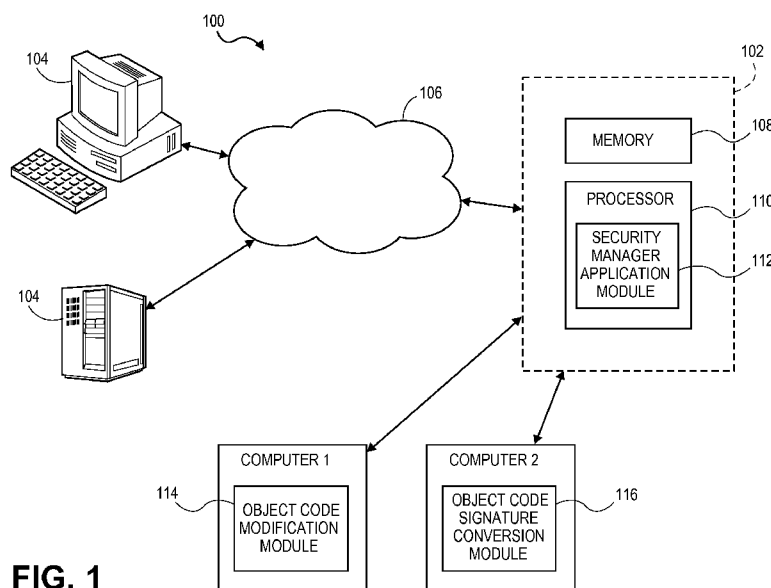


FIG. 1

(57) Abstract: Systems, methods and machine-readable media for providing a security service are disclosed. The methods include receiving a modification of the application object code to allow the software application to transmit a request for the security service; retrieving the modified application object code corresponding to the software application from memory; receiving, via a processor, the request for the security service from the modified application object code; and providing, via the processor, the security service. The systems and machine-readable media performing operations according to the methods disclosed.



---

**Published:**

— *with international search report (Art. 21(3))*

**SECURITY SERVICES MANAGEMENT FOR COMPUTER APPLICATIONS BY  
MODIFYING THEIR OBJECT CODE**

5

CROSS-REFERENCES TO RELATED APPLICATIONS

[0001] This application claims the benefit of and is a continuation of U.S. Patent  
Application No. 14/213,244, filed March 14, 2014, which is a continuation-in-part of U.S.  
Patent Application No. 13/841,498, filed March 15, 2013, which are hereby incorporated by  
reference in their entireties for all purposes.

BACKGROUND

[0002] The present disclosure relates generally to systems, methods and machine-readable  
media for providing security services. More particularly, this disclosure relates to systems,  
methods and machine-readable media for providing security services to software  
applications, including authentication, authorization, auditing, single sign on, security policy  
enforcement, key management and distribution, secure communication, secure data storage,  
and secure data sharing, among others.

BRIEF SUMMARY

[0003] Systems, methods and machine-readable media for providing a security service are  
disclosed. According to a feature of the present disclosure, the system includes a memory  
and a processor. The memory may be used for storing a plurality of application data, each  
application data associated with a software application and comprising an application object  
code. The processor may comprise a security manager application module. The security  
manager application module may be responsive to a request, via the software application, for  
the security service from the application object code modified by an object code modification  
module, the modified application object code facilitates transmission of the request for the  
security service to the security manager application module.

[0004] In one embodiment, the object code modification module may be used to modify the  
application object code by at least one of introducing a dynamic or static library, adding a

load command, symbol replacement, swizzling, and interposing. In another embodiment, the security manager application module may generate security artifacts selected from a group consisting of authentication tokens, authentication keys and secure communication channels, the security manager application module transmitting the security artifacts to the software application in response to receiving the request for the security service. The application object code received and modified by the object modification module may be in an unsigned form.

[0005] According to a feature of the present disclosure, the application object code may be converted by an object code signature conversion module from a signed form to an unsigned form prior to modification of the application object code by the object code modification module, and converted from an unsigned form to a signed form after modification of the application object code by the object code modification module. In one embodiment, the object code modification module may convert the application object code from a signed form to an unsigned form prior to modification of the application object code, and may convert the application object code from an unsigned form to a signed form after modification of the application object code.

[0006] In one embodiment, the modification of the application object code may include modifying at least one of a programmatic interface, class, object and function utilized by the software application. The modification of the application object code may include an introduction of a policy engine for ensuring compliance with security policies. The security policies may be selected from a group consisting of data leakage prevention and access control policies.

[0007] According to a feature of the present disclosure, the security manager application module may include a policy engine for ensuring compliance of the software application with security policies. The security manager application module may transmit the security policies to the software application for execution. The security policies may apply to at least one of a portion of the software application, a single software application, and a plurality of software applications. In one embodiment, the policy engine is a dynamic policy engine, the security policies based on at least one factor selected from a group consisting of execution context, external events, explicit policy redefinition, and changing group and role membership. In another embodiment, the security policies are retrieved from a remote policy server. In yet another embodiment, a first software application retrieves the security policies

from the remote policy server and a second software application retrieves the security policies from the first software application. The data resulting from execution of the policy engine may be transmitted to the security manager application module and/or the policy server.

5    **[0008]**   According to a feature of the present disclosure, the security manager application module, responsive to the request, via the software application, for the security service, may facilitate the security service if the software application is signed with a public key infrastructure (PKI) key. The security manager application module may confirm that the software application and associated computing platform have not been compromised, and  
10   may verify the signature of the software application. In one embodiment, the plurality of application data include a common key. In another embodiment, the security manager application module may be responsive to a registration request from the software application to establish application trust. The security manager application module may prompt a user to input an application registration passcode, and generate a key to establish application trust  
15   using the application registration passcode to facilitate the security service provided by the security manager application module to the software application.

**[0009]**   In another embodiment, the security manager application module may provide the key to the software application to allow the software application transmit the request for the security service to the security manager application module. The application data may  
20   include an application data protection key generated by the software application or the security manager application module. The application data protection key may be encrypted and decrypted by a corresponding data protection root key maintained with the security manager application module. In one embodiment, the application data protection key may perform at least one of encrypting and decrypting an object data protection key to facilitate  
25   data object transfer from a first software application to a second software application. The security manager application module may generate a data-sharing key for encrypting the object data protection key prior to transferring the data object and the object data protection key from the first software application to the second software application. The data-sharing key may also be used for decrypting the object data protection key after transferring the data  
30   object and the object data protection key from the first software application to the second software application. According to an embodiment of the present disclosure, at least one of the security manager application module and the first software application may also decrypt the object data protection key for the data object with the application data protection key of

the first software application, and encrypt the object data protection key for the data object with the application data protection key of the second software application.

[0010] According to a feature of the present disclosure, a computer-implemented method for providing a security service is provided. The method may be implemented on a processor in communication with a memory having a plurality of application data, each application data associated with a software application and comprising an application object code. The method may include retrieving the application object code corresponding to the software application from memory, and receiving a modification of the application object code to allow the software application to transmit a request for the secure service, the modification comprising at least one of introducing a dynamic or static library, adding a load command, symbol replacement, swizzling, and interposing. The method may further include receiving, via the processor, the request for the security service, and providing, via the processor, the security service.

[0011] In one embodiment, the application object code is converted from a signed form to an unsigned form prior to modification, and converted from an unsigned form to a signed form after modification. The modification of the application object code may include introducing a policy engine for ensuring compliance with a security policy. The security policy may apply to at least one of a portion of the software application, a single software application, and a plurality of software applications. The security policy may be selected from a group consisting of a data leakage prevention policy and an access control policy. In one embodiment, the policy engine is a dynamic policy engine, the security policies based on at least one factor selected from a group consisting of execution context, external events, explicit policy redefinition, and changing group and role membership.

[0012] In one embodiment, the computer-implemented method includes confirming, via the processor, that the software application and associated computing platform have not been compromised, and verifying, via the processor, a PKI key signature of the software application. Also, the computer-implemented method may include receiving a registration request from the software application to establish application trust prior to receiving a request for the security service, and prompting a user, via the processor, to input an application registration passcode. The method may further include generating a key, via the processor, to establish application trust using the application registration passcode, and providing, via the

processor, the key to the software application to allow the software application to transmit the request for the security service.

[0013] According to a feature of the present disclosure, the computer-implemented method may include generating an application data protection key by the processor, retrieving a  
5 corresponding data protection root key from the memory, and encrypting, via the processor, the application data protection key using the corresponding data protection root key. In one embodiment, the computer-implemented method may include decrypting, via the processor, an object data protection key for a data object with the application data protection key of a first software application; generating, via the processor, a data-sharing key for at least one of  
10 encrypting and decrypting the object data protection key; encrypting, via the processor, the object data protection key using the data-sharing key; transferring the data object and the encrypted object data protection key from the first software application to a second software application; decrypting, via the processor, the object data protection key using the data-sharing key; and encrypting, via the processor, the object data protection key for the data  
15 object with the application data protection key of the second software application.

[0014] According to a feature of the present disclosure, machine-readable media are provided. The machine readable media may provide instructions, which when read by a machine having a processor and a memory, cause the machine to perform operations according to the methods of the present disclosure.

20 [0015] Some embodiments relate to a method for providing a security service from a central application to another application on a computing device. The method includes providing a first application configured to provide a security service on a computing device, providing a second application on the computing device, the second application having original, post-compile object code, modifying, using at least one processor operatively  
25 coupled with a memory, the original object code of the second application to create replacement object code, the replacement object code configured for communication with the first application, calling the replacement object code in the second application, and requesting, using the replacement object code in the second application, the security service from the first application.

30 [0016] The original object code can be modified by at least one technique selected from the group consisting of introducing a dynamic library, introducing a static library, introducing an additional load command, symbol replacement, pointer swizzling, and interposing. The

method can include generating, by the first application, a security artifact selected from the group consisting of an authentication token, a key, a security credential, a single sign-on token, an identifier, a security policy, a security command, a security configuration, a session handle, a session token, and a secure communication channel, and transmitting the security artifact from the first application to the second application in response to the requesting of the security service. The original object code can include unsigned code. The method can further include converting the original object code from a signed form to an unsigned form before the modifying, and converting the replacement object code from an unsigned form to a signed form after the modifying. The computing device can be a mobile device.

10 [0017] The modifying can include modifying at least one of a programmatic interface, a class, an object, and a function. The modifying of the original object code of the second application can include introducing a policy engine for ensuring compliance with a security policy. The security policy can be selected from the group consisting of a data leakage prevention policy and an access control policy. The first application can include a policy engine for ensuring compliance of the second application with a security policy, the first application transmitting the security policy to the second application for execution. The security policy can apply to at least one of a portion of the second application, a single software application, and a plurality of software applications. The security policy can be based on at least one factor selected from a group consisting of execution context, external events, explicit policy redefinition, and changing group and role membership. The security policy is retrieved from a server that is remote from the computing device.

15 20 25 30 [0018] The method can further include introducing the policy engine from the second application into a third application by modifying object code of the third application. The data resulting from execution of the replacement object code can be transmitted to the first application or the remote server. The first application, responsive to the request for the security service, can facilitate the security service if the software application is signed with a public key infrastructure (PKI) key. The method can further include confirming, by the first application, that the second application and computing device have not been compromised, and verifying a signature of the first application. The security service can provide a common key to the second application and a third application. The first application can be responsive to a registration request from the second application to establish application trust, the first application prompting a user to input an application registration passcode, and generating a key to establish application trust using the application registration passcode to facilitate the



security service provided by the first application to the second application. The first application can provide the key to the second application to allow the second application to transmit the request for the security service.

[0019] The method can further include generating an application data protection key, the application data protection key encrypted and decrypted by a corresponding data protection root key maintained with the first application. The application data protection key can perform at least one of encrypting and decrypting an object data protection key to facilitate data object transfer from a first software application to a second software application. The method can further include generating a data-sharing key for encrypting the object data protection key prior to transferring the data object and the object data protection key from the first software application to the second software application, and generating a data-sharing key for decrypting the object data protection key after transferring the data object and the object data protection key from the first software application to the second software application. At least one of the security manager application module and the first software application can decrypt the object data protection key for the data object with the application data protection key of the first software application, and encrypt the object data protection key for the data object with the application data protection key of the second software application.

[0020] Some embodiments relate to a method for dynamically updating security policies of software applications. The method includes providing an application having original, post-compile object code on a computing device, modifying, using at least one processor operatively coupled with a memory, the original object code of the application to create replacement object code, the replacement object code configured for enforcing a security policy, retrieving a first security policy, enforcing the security policy using the replacement object code, replacing the first security policy with a second security policy, and then enforcing the second security policy using the replacement object code, wherein the first and second security policies are based on at least one factor selected from a group consisting of execution context, external events, explicit policy redefinition, and changing group and role membership.

[0021] The first or second security policy can be retrieved from a server that is remote from the computing device. A first application can retrieve the first or second security policy from the remote server and a second application retrieves the first or second security policy from

the first application. Data resulting from execution of the replacement object code can be transmitted to the remote server. The computing device can be a mobile device.

[0022] Some embodiments relate to a method for establishing trust between applications on a computing device. The method includes providing software applications on a computing  
5 device, the applications each having original, post-compile object code, modifying, using at least one processor operatively coupled with a memory, the original object code of each application to create replacement object code for each application, the replacement object code configured to access a shared secret between the applications, thereby establishing a trust relationship between the applications.

10 [0023] The method can further include converting the original object code of each software application from a signed form to an unsigned form before the modifying, and converting the replacement object code of each software application from an unsigned form to a signed form after the modifying. The method can further include providing a security manager  
15 application on the computing device, wherein the replacement object code for each application is modified to communicate with the security manager application, obtaining, by the replacement object code of each software application, the shared secret from the security manager application. The method can further include verifying, by the security manager application, a signature of first application of the software applications before allowing  
20 access by the replacement object code of the first application to the shared secret. The signature can be a product of a public key infrastructure (PKI) key.

[0024] The method can further include receiving, at the security manager application, a registration request from a first application of the software applications, prompting, by the security manager application, a user for a passcode upon registration of the first application, generating a key using the passcode, the key being the shared secret, and providing the key to  
25 the first application. The method can further include generating, by the security manager application, an application data protection key, retrieving, by the security manager application, a corresponding data protection root key, and encrypting, by the security manager application, the application data protection key using the corresponding data protection root key.

30 [0025] Some embodiments relate to a method for securely transferring a data object from a source application to a destination application on a computing device. The method includes providing a source application and a destination application on a computing device, the

source and destination applications each having original, post-compile object code, modifying, using at least one processor operatively coupled with a memory, the original object code of the source application to create first replacement object code for the source application, modifying, using the at least one processor operatively coupled with the memory, the original object code of the destination application to create second replacement object code for the destination application, transferring, from the source application to the destination application, a data object that is encrypted with an object data protection key, retrieving, by the first replacement code of the source application, a source application key that is associated with the source application, decrypting, by the first replacement code of the source application, the object data protection key with the retrieved source application key, encrypting, by the first replacement code of the source application, the object data protection key with a data-sharing key or a destination application key, the destination application key associated with the destination application, sharing with the destination application the object data protection key that is encrypted with the data-sharing key or destination application key, decrypting, in the second replacement code of the destination application, the object data protection key that is encrypted with the data-sharing key or destination application key, decrypting, in the second replacement code of the destination application, the object data using the unencrypted object data protection key.

[0026] The method can include transferring the object data protection key that is encrypted with the data-sharing key or destination application key to the destination application. The retrieving can use a security manager application on the computing device. The method can further include determining, by the security manager application, whether a transfer of the data object between the source and destination applications is constrained, and facilitating the retrieving based on the determining. The method can further include verifying, by the central security application, a signature of the source or destination application before facilitating the retrieving. The signature can be a product of a public key infrastructure (PKI) key. The retrieving can include sending, from the source application to the security manager application, an encrypted source application key with a request to decrypt the encrypted source application key, and decrypting, by the security manager application, the source application key using a data protection root key, and then transferring, from the security manager application to the source application, the source application key. The retrieving can include sending, from the source application to the security manager application, a request for the source application key, decrypting, by the security manager application, the source

application key using a data protection root key, and then transferring, from the security manager application to the source application, the source application key. The retrieving can include requesting, from the source application to the security manager application, a data protection root key, receiving, by the source application, the data protection root key, and  
5 decrypting, by the source application, the source application key using the data protection root key.

[0027] The method can further include generating, by the security manager application, at least one of the source application key, the destination application key, and the data-sharing key. The method can further include generating the source application key upon registration  
10 of the source application with the security manager application, or generating the destination application key upon registration of the destination application with the security manager application. The method can further include prompting the user for a passcode, and generating the source application key or destination application key using the passcode. The method can further include generating, by the security manager application, the data-sharing  
15 key upon a request by the source application. The method can further include encrypting, by the second replacement code of the destination application, the object data protection key with the destination application key. The computing device can be a mobile device.

[0028] According to a feature of the present disclosure, machine-readable media are provided. The machine readable media may provide instructions, which when read by a  
20 machine having a processor and a memory, cause the machine to perform operations according to the methods of the present disclosure.

[0029] Embodiments can include computer software, which, when executed by a computer, causes the computer to perform the methods.

## 25 BRIEF DESCRIPTION OF THE DRAWINGS

[0030] The above-mentioned features and objects of the present disclosure will become more apparent with reference to the following description taken in conjunction with the accompanying drawings wherein like reference numerals denote like elements and in which:

[0031] FIG. 1 illustrates a block diagram of a system for providing a security service,  
30 according to an embodiment of the present disclosure.

[0032] FIG. 2 illustrates a block diagram of a centralized security manager application module for providing centralized security services to other software applications residing on the same platform, according to an embodiment of the present disclosure.

[0033] FIG. 3 illustrates an exemplary block diagram of an object code modification,  
5 according to an embodiment of the present disclosure.

[0034] FIG. 4 is an exemplary block diagram illustrating a security manager application module transmitting security artifacts to other software applications, according to an embodiment of the present disclosure.

[0035] FIG. 5 is an exemplary block diagram illustrating a method of modifying the  
10 behavior of software applications by means of modifying existing application object code, according to an embodiment of the present disclosure.

[0036] FIGS. 6-11 illustrate exemplary block diagrams of methods for modifying the behavior of a software application by injecting a policy engine in the object code, according to an embodiment of the present disclosure.

[0037] FIG. 12 is an exemplary block diagram illustrating a method of establishing trust  
15 between software applications using a security manager application module, according to an embodiment of the present disclosure.

[0038] FIG. 13 is an exemplary block diagram illustrating a security manager application module in communication with software applications having a common key, according to an  
20 embodiment of the present disclosure.

[0039] FIG. 14 is an exemplary block diagram illustrating passcode registration of software applications to establish trust with the security manager application module, according to an embodiment of the present disclosure.

[0040] FIG. 15 is an exemplary block diagram illustrating the use of application data  
25 protection keys to maintain security within software applications, according to an embodiment of the present disclosure.

[0041] FIG. 16 is an exemplary block diagram illustrating a method for securely transferring the data object from a source (first) application to a destination (second) application, according to an embodiment of the present disclosure.

[0042] FIG. 17 is an exemplary block diagram illustrating another method for securely transferring the data object from a source (first) application to a destination (second) application, according to an embodiment of the present disclosure.

5

## DETAILED DESCRIPTION

[0043] The following detailed description includes representative examples utilizing numerous features and teachings, both separately and in combination, and describes numerous embodiments in further detail with reference to the attached drawings. This detailed description is merely intended to teach a person of skill in the art further details for practicing preferred aspects of the present teachings and is not intended to limit the scope of the claims. Therefore, combinations of features disclosed in the following detailed description may not be necessary to practice the teachings in the broadest sense, and are instead taught merely to describe particularly representative examples of the present teachings.

15 [0044] Some portions of the detailed descriptions that follow are presented in terms of algorithms and sequences of operations which are performed within a computer memory. These algorithmic descriptions and representations are the means used by those skilled in the data processing arts to most effectively convey the substance of their work to others skilled in the art. An algorithm or sequence of operations is here, and generally, conceived to be a self-consistent sequence of steps leading to a desired result. The steps are those requiring physical manipulations of physical quantities. Usually, though not necessarily, these quantities take the form of electrical or magnetic signals capable of being stored, transferred, combined, compared, and otherwise manipulated.

25 [0045] It should be borne in mind, however, that all of these and similar terms are to be associated with the appropriate physical quantities and are merely convenient labels applied to these quantities. Unless specifically stated otherwise as apparent from the following discussion, it is appreciated that throughout the description, discussions utilizing terms such as “processing” or “computing” or “calculating” or “determining” or “displaying” or the like, refer to the action and processes of a computer system, or similar electronic device, that manipulates and transforms data represented as physical (electronic) quantities within the computer system’s registers and memories into other data similarly represented as physical quantities within the electronic device’s memory or registers or other such information storage, transmission or display devices.

30

[0046] The methods presented herein are not inherently related to any particular electronic device or other apparatus. Various general purpose systems may be used with programs in accordance with the teachings herein, or it may prove convenient to construct a more specialized apparatus to perform the required method steps. The required structure for a variety of these systems will appear from the description below. It will be appreciated that a variety of programming languages may be used to implement the teachings of the embodiments as described herein.

[0047] The present patent document describes unique systems, methods and machine-readable media for providing security services to software applications on devices, including mobile devices. These security services may include authentication, authorization, auditing, single sign on, security policy enforcement, key management and distribution, secure communication, secure data storage, and secure data sharing, among others. To this end, numerous protocols and standards are discussed and used in combination with the embodiments discussed herein. Although the embodiments described herein may be used in combination with any protocol or standard, the following protocols and standards are incorporated herein by reference in their entirety: IETF RFC 2631 (Diffie-Hellman); IEEE 1363; IETF RFC 3280 (X.509 Public Key Infrastructure); IETF RFC 4120 (Kerberos V5); IETF RFC 4178 (SPNEGO); IETF RFC 2616 (HTTP 1.1); IETF RFC 4559; IETF RFC 4556 (PKINIT for Kerberos); IETF RFC 6101/2246/5246 (SSL/TLS); SAML V1.0/1.1/2.0; OpenID; OAuth; WS-Federation; and OATH HOTP/TOTP/OCRA.

#### **[0048] Security Services Management for Computer Applications by Modifying Their Object Code**

[0049] A problem exists in the art in that once a computing device is infected with malware, just about any application executing on the computer can be snooped upon by peeking at its persistent memory or intercepting communications between it and other applications. Some applications are programmed to minimize this by encrypting everything that they send, save to disk, etc., but this requires these features in their originally programmed source code, as well as every other application with which they communicate or share files. Some embodiments include modifying original, post-compile object code of applications installed on a computing device in order to add encryption and decryption, delete calls to unsecure networks, request encryption keys from a security manager application, etc. For example, an email client application's .dylib file that saves emails in clear text can be

switched out with another .dylib file that saves emails using encryption. In another example, a symbol table of a business intelligence application can be altered so that it calls a different object file than its original, the different object file preventing email messages outside of a company's firewall. In yet another example, a policy engine can be copied into the new  
5 object code and executed on policies that can be updated.

[0050] In one embodiment, a centralized security services architecture for mobile devices is provided using a security manager application. One feature of the present disclosure includes the combination of the centralized security manager application and the integration of other applications with the services provided by the security manager application by means of post-  
10 compile object code modifications.

[0051] FIG. 1 illustrates a block diagram of a system 100 for providing a security service, according to an embodiment of the present disclosure. The system 100 may include a computing device 102 that can access remote devices 104, via a network 106.

[0052] In one embodiment, the computing device 102 may include a memory 108 and a  
15 processor 110. The memory 108 may be used for storing a plurality of application data, each application data associated with a software application and comprising an application object code.

[0053] As can be appreciated, the memory 108 may be used to store and/or retrieve data, for example, in response to end user actions. As is well known, the memory may include  
20 database categories that can be divided or cross-correlated, and any combination of databases and the like can be provided from within a server. In one embodiment, any portion of the databases can be provided remotely over the network 106. The external data from an external database can be provided in any standardized form which the device 102 can understand. For example, an external database at a provider can advantageously provide end-user data in  
25 response to requests from server in a standard format, such as, for example, name, user identification, and computer identification number, and the like, and the end-user data blocks are transformed into a function call format which code modules can understand.

[0054] As can be appreciated, the memory 108 may be a storage device such as a machine-readable medium, which may be any mechanism that provides (i.e. stores and/or transmits)  
30 information in a form readable by a processor. For example, the machine-readable medium may be a read only memory (ROM), a random access memory (RAM), a cache, a hard disk drive, a floppy disk drive, a magnetic disk storage media, an optical storage media, a flash



memory device or any other device capable of storing information. Additionally, machine-readable medium may also comprise computer storage media and communication media. Machine-readable medium includes volatile and non-volatile, removable and non-removable media implemented in any method or technology for storage of information such as

5 computer-readable instructions, data structures, program modules or other data. Machine-readable medium also includes, but is not limited to, RAM, ROM, EPROM, EEPROM, flash memory or other solid state memory technology, CD-ROM, DVD, or other optical storage, magnetic cassettes, magnetic tape, magnetic disk storage or other magnetic storage devices, or any other medium which can be used to store the desired information and which can be

10 accessed by a computer.

**[0055]** The computing device 102 may also include one or more functional modules, electrically and/or physically coupled to the processor 110, including a security manager application module 112. As used herein, the term module refers to logic embodied in hardware and/or firmware, or to a collection of software instructions, possibly having entry

15 and exit points, written in a programming language, such as, for example, C++. A software module may be compiled and linked into an executable program, or installed in a dynamic link library, or may be written in an interpretive language such as BASIC. It will be appreciated that software modules may be callable from other modules, and/or may be invoked in response to detected events or interrupts. Software instructions may be embedded

20 in firmware, such as an EPROM. It will be further appreciated that hardware modules may be comprised of connected logic units, such as gates and flip-flops, and/or may be comprised of programmable units, such as programmable gate arrays. The modules described herein are preferably implemented as software modules, but could be represented in hardware and/or firmware.

25 **[0056]** In one embodiment, each module is provided as a modular code object, where the code objects typically interact through a set of standardized function calls. In one embodiment, the code objects are written in a suitable software language such as C++, but the code objects can be written in any low level or high level language. In one embodiment, the code modules are implemented in C++ and compiled on a computer running on a Windows

30 platform, iOS platform, Android platform, and the like. Artisans of skill in the art will recognize that any number of implementations, including code implementations directly to hardware, are also possible.

[0057] The security manager application module 112 may be operatively coupled to an application object code modified by an object code modification module 114 and/or an object code signature conversion module 116. The security manager application module 112 may be responsive to a request, via the software application, for a security service, for example, secure communication on the network 106. The object code modification module 114 and/or the object code signature conversion module 116 may modify the application object code to facilitate transmission of the request for the security service to the security manager application module 112. The modified application object code for each application data may be stored in the memory 108.

[0058] FIG. 2 illustrates a block diagram of a centralized security manager application module 112 for providing centralized security services 117 to other software applications 118-122 residing on the same platform, according to an embodiment of the present disclosure. As can be appreciated, the other software applications 118-122 may be linked to the centralized security services 117 by means of modifying existing application object code 124-128, not by modifying source code in the other software applications 118-122. In one embodiment, the object code modification 124-128 may involve injecting dynamic or static libraries, adding a load command, symbol replacement, swizzling, and interposing, among other known object code modification techniques. Artisans skilled in the art would recognize that the term modification may comprise addition, replacement, and/or deletion. FIG. 3 illustrates an exemplary block diagram of an object code modification, according to an embodiment of the present disclosure.

[0059] In one embodiment, security artifacts, such as authentication tokens, keys, credentials, single sign-on tokens, identifiers, security policies, security commands, security configurations, session handles, session tokens, and secure communications channels may be generated by the security manager application module 112 and distributed on-demand to the other software applications 118-122. FIG. 4 is an exemplary block diagram illustrating the security manager application module 112 transmitting security artifacts 130-134 to the other software applications 118-122, according to an embodiment of the present disclosure.

[0060] As can be appreciated, the security manager application module 112 may be a particular software application built specifically for that purpose (for example a secure container application). In another embodiment, the security manager application module 112 may be a modified mobile application, for example, the first application installed or launched

on a given device, where the security manager functionality is part of the object code modifications described above. In one embodiment, a system with a special-purpose security manager application module may be preferred to minimize the duplication of code and functionality across multiple applications, but it is not required.

5    **[0061]**    Artisans of skill in the art would recognize that there are several methods for modifying the object code. In one embodiment, a phase of the object code modifications 124-128 may be performed dynamically at the time of execution of the software application 118-122. This may allow the object code modifications 124-128 and resulting application behavior modifications to be determined based on data that is available at that time in the  
10    specific context of that execution.

**[0062]**    FIG. 5 is an exemplary block diagram illustrating a method of modifying the behavior of software applications 118-122 by means of modifying existing application object code, according to an embodiment of the present disclosure. The modification process may be performed in two phases. The first phase of the object code modification process may be  
15    performed before the software application 118-122 is installed on the platform where it will execute, resulting in an intermediate modified application object code 130. The second phase of the object code modification process may be performed after the software application 118-122 is installed on the platform where it will execute, resulting in a final modified application object code 131.

20    **[0063]**    In one embodiment, the second phase of the object code modification process may be performed by the intermediate modified application object code 130 on itself. In another embodiment, the first and second phases of the object code modification process may be performed differently based on configuration and/or policy. As can be appreciated, the second phase of the object code modification process may be performed differently each time  
25    the application starts execution and/or during execution based on various factors, including but not limited, to the execution context, external events, explicit policy redefinition, various counters, and changing group and role membership of the user that owns the mobile device. In another embodiment, the second phase of the object code modification process may include loading some new object code from an external source.

30    **[0064]**    According to an embodiment of the present disclosure, the object code modifications 124-126 may be used to modify the behavior of software applications 118-122 in a way that does not break existing application functionality. This may be accomplished by

having the modified object code executed by the platform or operating system before the original unmodified application code is executed by the platform or operating system.

[0065] In one embodiment, a method of analyzing and modifying the behavior of software applications 118-122 by means of modifying existing application object code (not by  
5 modifying the application source code) is provided. The method may include analyzing the unmodified application object code and any associated configuration information to determine how it will be executed by the platform or operating system that it is intended to run on in order to extract an application execution profile; modifying the unmodified application object code and any associated configuration information in such a way that it is  
10 no longer used directly by the platform or operating system; using the application execution profile to reproduce how the unmodified application is executed by the platform or operating system in new object code, optionally with new associated configuration information; and combining the new object code with the unmodified application object code, resulting in the modified application object code 124-128.

15 [0066] In one embodiment, the modified object code 124-128 may include a dynamic library that is injected into the software application 118-122. As can be appreciated, a new load command that references the dynamic library may be added to a list of existing load commands present in the unmodified application object code.

[0067] As can be appreciated, the input to the object code modification process may be an  
20 unmodified mobile application object code in an unsigned form and the output from the object code modification process may be a modified mobile object code in an unsigned or signed form. In one embodiment, the process to convert the signed form of the unmodified mobile application object code to the unsigned form of the unmodified mobile application object code may be performed before the object code modification process. In another  
25 embodiment, the process to convert the unsigned form of the modified mobile application object code to the signed form of the modified mobile application object code may be performed after the object code modification process. In yet another embodiment, the process to convert the unsigned form of the intermediate modified mobile application object code to the signed form of the intermediate modified mobile application object code may be  
30 performed after the first phase of the two-phase object code modification process previously described.

[0068] In one embodiment, the object code signature conversion module 116, shown in FIG. 1, may be used to convert the application object code from a signed form to an unsigned form prior to modification of the application object code by the object code modification module 114, and may be used to convert the application object code from an unsigned form to a signed form after modification of the application object code by the object code modification module 114.

[0069] As can be appreciated, the conversion of the signed form of the unmodified application object code to the unsigned form of the unmodified application object code and/or the conversion of the unsigned form of the modified application object code to the signed form of the modified application object code may be performed as part of the object code modification process. The modified object code 124-128 may include modifications to the behavior of existing programmatic interfaces, classes, objects, and/or functions within the application itself or which the application uses. The programmatic interfaces, classes, objects, and/or functions may be provided by the mobile device platform.

[0070] In one embodiment, the process may result in an existing programmatic interface, class, object, or function being blocked, removed, replaced with an alternative implementation, and/or modified in part or in its entirety. In another embodiment, the process may result in new programmatic functionality being executed before and/or after an existing programmatic interface, class, object, or function being used. In yet another embodiment, the process may result in new programmatic functionality being executed instead of an existing programmatic interface, class, object, or function, even though the existing programmatic interface, class, object, or function is still present in the object code.

[0071] As can be appreciated, the object code modifications 124-128 may be organized in modules, where each module implements a part of the object code modifications 124-128 and the set of modules that are applied to the application during the object code modification process may be controlled by configuration and/or policy. The set of modules that are applied to the software application 118-122 during the object code modification process may be determined during the first phase and/or the second phase of the two-phase object code modification process previously described. The set of modules that are applied to the software application 118-122 during the object code modification process may also be determined by a configuration file delivered with the application.

[0072] According to an embodiment of the present disclosure, a method of modifying the storage behavior of software applications 118-122 by means of modifying existing application object code (not by modifying the application source code) is provided. The method may include replacing, using existing interposing or swizzling techniques, existing  
5 programmatic interfaces or functions that the unmodified application calls directly for storage of data with new interfaces or functions. The new programmatic interfaces or functions may be used to encrypt data when it is written and/or decrypt data when it is read. The new programmatic interfaces or functions may also call the existing programmatic interfaces or functions. As can be appreciated, the existing programmatic interfaces or functions may be  
10 provided by the mobile device platform. The existing programmatic interfaces or functions may be a part of the POSIX I/O API.

[0073] According to an embodiment of the present disclosure, a method of modifying the communication behavior of software applications 118-122 by means of modifying existing application object code is provided. The method may include pausing a communications  
15 request from the software application 118-122 using the modified application object code. The modified application object code may be used to check whether necessary security artifacts are present in the communications request. In one embodiment, if the necessary security artifacts are not present in the communications request, the modified application object code may retrieve the necessary security artifacts. After retrieving the necessary  
20 security artifacts, the modified application object code may add them to the communications request and may allow the communications request to continue. As can be appreciated, the communications request may be a network communications request.

[0074] The security artifacts may be authentication tokens, keys, credentials, single sign-on tokens, identifiers, security policies, security commands, security configurations, session  
25 handles, session tokens, or secure communications channels. The security artifacts may be retrieved from a server and/or a security manager application module 112.

**[0075] Modifying Computer Application Security Policies by Modifying Their Object Code**

[0076] A problem exists in the art in that once a computer application is installed on a  
30 computer, its security procedures or rules typically cannot be changed. Some embodiments include changing object code of an application so that security policies can be updated. Object code of the application can be added to, deleted, replaced, edited, or otherwise

modified. For example, if it is determined that a mobile device is travelling internationally, then an email client running on the device, which has its original .dylib (or .so or .dll) file pertaining to saving and retrieving data replaced with one that adds steps for retrieving a security policy text file from a remote server, can download the new policy from the remote  
5 server. The new policy can introduce new rules for overseas travel, such as no messaging, chat, or printing. As another example, the new policy could specify the encryption of everything saved or sent by a business intelligence application.

[0077] FIGS. 6-11 illustrate exemplary block diagrams of methods for modifying the behavior of a software application 118-122 by injecting a policy engine 132 in the object  
10 code, according to an embodiment of the present disclosure. The method may include injecting a policy engine 132-136 into the software application 118-122 that ensures the software application 118-122 complies with security policies, including data leakage prevention policies, access control policies, and the like.

[0078] As can be appreciated, the software applications 132-136 may be linked to the  
15 security services provided by the security manager application module 112, as shown in FIGS. 7-9. As shown in FIG. 8, the policies enforced by the policy engine 132-136 may change in real-time (are dynamic). This may be based on various factors, including but not limited to, the execution context, various counters, external events, explicit policy redefinition, and changing group and role membership of the user of the device.

[0079] As shown in FIGS. 7-11, the security manager application module 112 may  
20 optionally include a policy engine 137. The policy engine 132-136 may support processing of commands sent to the software application 118-122, including remote lock, wipe, disablement, and the like. The processing of a wipe command may result in the software application 118-122 being set back to its initial (unused) state. The individual policies (and  
25 commands) may apply to all software applications 118-122, a portion of the software applications 118-122, a single software application 118, or a part of a software application 118.

[0080] The policies (and commands) may be retrieved by each software application 118-  
122 from the security manager application module 112, as shown in FIG. 9. Alternatively, as  
30 shown in FIG. 10, the policies (and commands) may be retrieved by each software application 118-122 from a policy server 138 that is external to the device. In one embodiment, the policies (and commands) may be retrieved by each software application

118-122 from the security manager application module 112, which retrieves policies (and commands) from the policy server 138 that is external to the device. As shown in FIG. 11, the policies (and commands) may also be retrieved by each software application 118-122 (including the security manager application module 112) from another software application 5 118-122 that previously retrieved the policies (and commands). As can be appreciated, the retrieval of policies (and commands) by each software application 118-122 (including the security manager application module 112) may be performed using various methods including, but not limited to, push mechanisms, pull mechanisms, polling, callback functions, registering for events, broadcasts, and the like.

10 [0081] In one embodiment, the enforcement of a policy or the execution of a command may result in execution results being generated. The execution results may be sent back to the security manager application module 112 and/or the policy server 138. In one embodiment, the execution results may be audit events. The execution results may be data used for the purpose of gathering statistics about the usage of an application. The execution 15 results may also be data used for the purpose of determining how long it has been since one or more software applications 118-122 have been used. As can be appreciated, the method by which policies may be enforced and commands may be executed in each software application 118-122 may involve the object code modification process previously described.

[0082] Artisans of skill in the art would recognize that several securities services may be 20 provided to the software applications 118-122 by the security manager application module 112 after their object code is modified. For example, security services may include authentication, authorization, auditing, single sign-on, protection of data at rest, protection of data in transit, data leakage protection policy enforcement, access control policy enforcement, application command execution, key management, key distribution, secure data sharing 25 between programs, secure communication between software applications 118-122, provisioning, application lifecycle management, compromised platform detection, compromised application detection, and the like.

[0083] Additionally, artisans skilled in the art would recognize that there are several types of authentication, single sign on, data leakage protection policies, access control policies, 30 application commands and security artifacts that may be used. Types of authentication may include password, PKI certificate, challenge / response, one time password, security token, biometrics, and the like. Types of single sign-on may include Kerberos, NTLM, SAML,



OpenID, OAuth, WS-Fed, password, HTTP Cookie, and the like. Types of data leakage protection policies that can be enforced may include no offline storage, no backups, restrict open-in to trusted applications, restrict copy/paste to trusted applications, no email, no messaging, no chat, no social sharing, no printing, and the like. Types of access control

5 policies that can be enforced may include authentication strength, authentication frequency, idle timeout, authentication session duration, list of enabled applications, website and web-service blacklist / whitelist, compromise detection, inactivity duration, time-fence, geo-fence, and the like. Types of application commands that can be executed may include application

10 software applications 118-122 may include user credentials, authentication tokens, single sign-on tokens, identifiers, data leak protection policies, application policies, application commands, application configurations, and the like.

**[0084] Establishing Trust Between Applications on a Computer**

**[0085]** A problem exists in the art that a secure application may not recognize whether it

15 can share data with another application on the same computer because the other application may be compromised. The other application may be malware, or it may be a legitimate application that has been compromised with malware. Some embodiments include establishing trust between applications on a mobile device by having each application, upon

20 installation on the device, register with a central security application or each other, for a shared secret, such as an encryption key or key pair. For example, upon installation of a new application on a device, the user is prompted to select a password, and the password is used to create a key for the application. If another trusted application wants to share data with the installed application, the other, trusted application can use the key for the target application to encrypt data for it.

25 **[0086]** Technical advantages of some embodiments include that applications on a computing device can establish trust with one another at non-urgent times when time is not at a premium. Signatures of the applications can be compared at a later time to determine if they match the signatures that were present when they were originally installed.

**[0087]** As can be appreciated, the security manager application module 112 may be used to

30 establish trust between software applications 118-122 on a device, such as a mobile device, in a manner that provides security services and sensitive data to trusted applications. FIG. 12 is an exemplary block diagram illustrating a method of establishing trust between software

applications 118-122 using the security manager application module 112, according to an embodiment of the present disclosure. The security manager application module 112, responsive to a request, via the software application 118-122, for the security service, facilitates the security service if the software application 118-122 is signed with a common  
5 PKI key. The signature of each software application 118-122 may be verified when the software application 118-122 is installed by leveraging existing computing platform capabilities and/or the security manager application module 112. The computing platform may verify signature of each software application 118-122 via a platform signature verification module 142, while the security manager application module 112 may verify  
10 signature of each software application 118-122 via a security manager application signature verification module 140, as shown in FIG. 12. In one embodiment, the security manager application module 112 may be used to confirm that the software application 118-122 and associated computing platform have not been compromised, and verify the signature of the software application 118-122.

15 **[0088]** The signature of each software application 118-122 may be verified at runtime, either leveraging existing computing platform capabilities and/or by the security manager application module 112. A shared communication mechanism available to software applications 118-122 signed with the same PKI key may be used to establish trust with the security manager application module 112 and the rest of the trusted software applications  
20 118-122. An example of such a shared communication mechanism on the iOS platform is writing data to a keychain.

**[0089]** In one embodiment, an identifier contained in or associated with a certificate of the PKI key may be added to each of a group of software applications 118-122 in order for them to trust each other.

25 **[0090]** In another embodiment, all applications are built with a common key embedded in them. In such instance, the plurality of application data comprise the common key. FIG. 13 is an exemplary block diagram illustrating a security manager application module 112 in communication with software applications 118-122 having a common key 144, according to an embodiment of the present disclosure. When the software application 118-122 wants to be  
30 trusted, it may initiate a communication exchange with a communication exchange verification module 146 of the security manager application module. This communication exchange may be encrypted and optionally signed or MACed with the common key 144. As

can be appreciated, any of a multitude of specific and well-known cryptographic mechanisms can be used in this communication exchange to verify that the software application 118-122 that wants to be trusted and the security manager application module 112 share the same common key. Before verifying the communication exchange, the security manager  
5 application module 112 may be used to check that the computing platform and/or software application 118-122 have not been compromised.

[0091] FIG. 14 is an exemplary block diagram illustrating passcode registration of software applications 118-122 to establish trust with the security manager application module 112, according to an embodiment of the present disclosure. In one embodiment, when a software  
10 application 118-122 is first installed, it is untrusted. To receive trust, a software application 118-122 may make a registration call to the security manager application module 112. The security manager application module 112 may then present a dialog to the user indicating the name of the software application 118-122 that is asking to be trusted, and providing an application registration passcode 148. Before presenting this dialog, the security manager  
15 application module 112 may be used to check that the computing platform and/or software application 118-122 have not been compromised.

[0092] In one embodiment, the application registration passcode 148 may be entered in a corresponding dialog box prompted by the untrusted software application 118-122, and may then be used to derive a key 150 that is used to establish trust with the security manager  
20 application module 112 and the rest of the trusted software applications 118-122. This derived key 150 may be used to initiate a communication exchange with the communication exchange verification module 146 of the security manager application module 112. As described above, this communication exchange may be encrypted and optionally signed or MACed with the key 150. In one embodiment, before presenting this dialog, the modified  
25 object code may be used to check that the computing platform and/or the software application 118-122 have not been compromised.

[0093] As can be appreciated, the security manager application module 112 may be responsive to a registration request from the software application 118-122 to establish application trust. The security manager application module 118-122 may prompt a user to  
30 input an application registration passcode 148, and generate a key 150 to establish application trust using the application registration passcode 148 to facilitate the security services

provided by the security manager application module 112 to the application software 118-122.

[0094] As the result of trust establishment using one of the methods, one or more security artifacts such as keys may be distributed from the security manager application module 112 to the newly trusted software application 118-122. These security artifacts may then be used to request security services or exchange data in a secure fashion. Thus, the security manager application module 112 may provide the key 150 to the software application 118-122 to allow the software application 118-122 to transmit the request for the security service to the security manager application module 112.

10 **[0095] Intra-Computer Protected Communications Between Applications**

[0096] There exists a problem in the art that data stored by applications, or communications between applications, can be snooped upon by malware running on the same device. Once malware has infected a device, it typically can access unencrypted data in memory or on disk, or unencrypted communications between applications. And this can be done surreptitiously in the background without a user's knowledge.

[0097] Technical advantages of some embodiments allow virtually all saved data and communications between registered applications on a device to be encrypted. Keys for encryption and decryption of the data within applications are themselves encrypted, blocking would-be attackers from obtaining the keys. Data that persists in one application as encrypted data can be transferred to another application without having to decrypt the data, saving processing time and power. Instead, the key that encrypts the data is transferred, itself wrapped in encryption, between applications. Transferring the data between applications is relatively safe, even if malware happened to find its way on to the device.

[0098] As can be appreciated, the security manager application module 112 may be configured and/or programmed to share data between software applications 118-122 on a device in a way to facilitate the following: data can be freely shared between a group of trusted applications, but may not be exported to untrusted applications; data can be imported from untrusted applications to trusted applications; data stored inside trusted applications may be encrypted at all times; data shared between trusted applications may be encrypted in transit between trusted applications; large data objects may not need to be re-encrypted in order to be shared between applications, to avoid significant computation during sharing; and

allow sharing of data between applications without requiring user interaction (accepting UI dialogs, etc.).

[0099] Further, the security manager application module 112 may be configured and/or programmed to display, via a user interface, the list of trusted software applications 118-122 when user interaction is desired to select from a list of what applications a given data object should be opened in (shared to). The data may include documents, security artifacts, policies, commands, requests/responses between applications, etc. The data may be created inside a trusted software application 118-122 on the device, inside an untrusted software application 118-122 on the device, or external to the device. User interaction may be useful as a double-check for extremely sensitive business or confidential data.

[0100] Some embodiments use a security manager application that acts as a centralized key repository for the device. An advantage of a security manager application can be that it is specialized to protect keys at a high level, allowing other applications, written by non-security-minded developers, to specialize in other areas.

[0101] FIG. 15 is an exemplary block diagram illustrating the use of application data protection keys 152-156 to maintain security with the security manager application module 112, according to an embodiment of the present disclosure. As shown in FIG 15, each software application 118-122 may include one or more unique application data protection keys 152-156. An advantage is that if a particular software application 118-122 is compromised, including its application data protection keys 152-156, this may be used to limit the exposure to just that software application 118-122. It also may decrease the frequency with which any given key is used, allowing it to be securely used for a longer time. The application data protection keys 152-156 for each software application 118-122 may be generated when trust is established with the security manager application module 112. They may be generated within the software application 118-122 itself or within the security manager application module 112.

[0102] One method of securely storing the application data protection keys 152-156 for the software application 118-122 is for the keys to be persisted within the software application 118-122 itself in encrypted form, encrypted by one of a plurality of data protection root keys 158 maintained by the security manager application module 112. When the software application 118-122 needs to use an application data protection key 152-156, it may initiate a request/response exchange with the security manager application module 112 to decrypt the

application data protection key 152-156 using the corresponding data protection root key 158. The request may contain the encrypted application data protection key 152-156 and the response may contain the decrypted application data protection key 152-156. An advantage can be that the application data protection key associated with the application is maintained  
5 with the application and thus only loaded when necessary.

[0103] Another method of securely storing the application data protection keys 152-156 for the software application 118-122 is for the keys to be persisted within the security manager application module 112, encrypted by one of a plurality of data protection root keys 158 maintained by the security manager application module 112. When the application needs to  
10 use an application data protection key 152-156, it may initiate a request/response exchange with the security manager application module 112 to decrypt the application data protection key 152-156 using the corresponding data protection root key 158. The response may contain the decrypted application data protection key 152-156. An advantage can be that sensitive application data protection keys are stored together, and intrusions into their  
15 memory space may be better detected.

[0104] As can be appreciated, a modification to either of these two methods above may include having the security manager application module 112 providing the corresponding data protection root key 158 to the software application 118-122 for the software application 118-122 to decrypt the application data protection key 152-156 itself. An advantage can be  
20 that the application data protection key does not have to be communicated upon the request.

[0105] As can be appreciated, the application data may comprise the application data protection key 152-156 generated by at least one of the software application 118-122 and the security manager application module 112. The application data protection key 152-156 may be encrypted and decrypted by a corresponding data protection root key 158 maintained with  
25 the security manager application module 112.

[0106] In one embodiment, the security manager application module 112 may be used to facilitate the transfer of encrypted data objects 172-182 between software applications 118-122. Data objects 172-182 may be encrypted with an object data protection key 160-170 that is unique to that data object 172-182 or set of related data objects 172-182. These object data  
30 protection keys 160-170 may further be encrypted with one or more of the application data protection keys 152-156 of the software application 118-122 within which they reside. This may enable sharing data objects 172-182 between software applications 118-122 without

needing to unencrypt the data objects 172-182 during transfer or to re-encrypt the data objects 172-182. In general, encrypting and decrypting the object data protection key 160-170 is much faster than encrypting and decrypting the data object 172-82 itself, as most data objects 172-182 will be significantly larger than their object data protection keys 160-170.

5 [0107] FIG. 16 is an exemplary block diagram illustrating a method for securely transferring the data object 172-182 from a source (first) application 184 to a destination (second) application 186, according to an embodiment of the present disclosure. The method may include decrypting the object data protection key 160 for the data object 172 with the application data protection key 152 of the source (first) application 184; and encrypting the  
10 object data protection key 160 for the data object 172 with a data-sharing key 188 generated by the security manager application module 112. The data-sharing key 188 may be transferred from the security manager application module 112 to the source (first) and destination (second) applications 184 and 186 when trust is established. The data-sharing key 188 may also be transferred to these software applications 184 and 186 on-demand when a  
15 new data object 172 needs to be shared, or be used by the security manager application module 112 for encryption and decryption in response to security service requests by the source (first) and destination (second) applications 184 and 186.

[0108] The method may further include transferring the data object 172 and the encrypted data protection key 160 for the data object 172 to the destination (second) application 186;  
20 decrypting the object data protection key 160 for the data object 172 with the data-sharing key 188; and encrypting the object data protection key 160 for the data object 172 with the application data protection key 154 of the destination (second) application 186.

[0109] As can be appreciated, the security manager application module 112 may generate the data-sharing key 188 for encrypting the object data protection key 169 prior to  
25 transferring the data object 172 and the object data protection key 169 from the source (first) software application 184 to the destination (second) software application 186, and decrypting the object data protection key 160 after transferring the data object 172 and the object data protection key 160 from the source (first) software application 184 to the destination (second) software application 186.

30 [0110] FIG. 17 is an exemplary block diagram illustrating another method for securely transferring the data object 172-182 from a source (first) application 184 to a destination (second) application 186, according to an embodiment of the present disclosure. The method

may include decrypting the object data protection key 160 for the data object 172 with the application data protection key 152 of the source (first) application 184, and encrypting the object data protection key 160 for the data object 172 with the application data protection key 154 of the destination (second) application 186. The application data protection key 154 of the destination (second) application 186 may be transferred from the security manager application module 112 to the source (first) application 184 when trust is established. The application data protection key 154 of the destination (second) application 186 may also be transferred on-demand when a new data object 172 needs to be shared, or be used by the security manager application module 112 for encryption and decryption in response to a security service request by the source (first) application 184. The method may further include transferring the data object 172 and the encrypted object data protection key 160 for the data object 172 to the destination (second) application 186.

[0111] According to an embodiment of the present disclosure, the security manager application module 112 may be used to facilitate secure data sharing between applications on constrained platforms. A device platform may impose constraints on how data can be shared between software applications 118-122. Each platform may have various mechanisms for sharing data between software applications 118-122, but each mechanism may have specific limitations that makes it inappropriate for use by itself for secure data sharing. Each data sharing mechanism may have a maximum data size or place the entire data objects in memory 108, such that it cannot be used for sharing large data objects. It may be openly accessible to all software applications 118-122, such that it cannot be used for sharing sensitive data in unencrypted form. It may not support being launched programmatically with requiring user interaction, such that it cannot be used for automated programmatic sharing of data objects. It may also not transfer control to the destination application, such that it cannot be used for request/response processing. Additionally, it may be inactive when an application is not in the foreground, such that it cannot be used to receive data from another application.

[0112] Artisans skilled in the art would recognize that there are several classes of data sharing mechanisms. For example:

[0113] Class 1: A mechanism that transfers control to the destination application, does not require user interaction, and is only accessible to the source and destination applications, but



cannot be used for sharing large data objects. An example of this class of mechanism is custom URL scheme processing on the iOS platform.

[0114] Class 2: A mechanism that can be used for sharing large data objects, does not require user interaction, and is accessible only to a limited set of trusted applications, but  
5 does not transfer control to the destination application. An example of this class of mechanism is the keychain on the iOS platform.

[0115] Class 3: A mechanism that can be used for sharing large data objects, does not require user interaction, but does not transfer control to the destination application and is openly accessible to all applications. An example of this class of mechanism is the pasteboard  
10 on the iOS platform.

[0116] Class 4: A mechanism that transfers control to the destination application, does not require user interaction, can be used for sharing large data objects, and is only accessible to the source and destination applications, but is only active for a short period of time as an application transitions to background and is inactive when an application is fully in the  
15 background. An example of this class of mechanism is a local receiving socket on the iOS platform.

[0117] Class 5: A mechanism that transfers control to the destination application, can be used for sharing large data objects, and is only accessible to the source and destination applications, but requires user interaction to select the destination application. An example of  
20 this class of mechanism is the open-in function for registered files types on the iOS platform.

[0118] In one embodiment, a method to securely share data from the source application 184 to the destination application 186 on a constrained platform without requiring user interaction is provided. The method includes transmitting instructions to the source application 184 to write a data object 172 using a Class 2 data sharing mechanism, and encrypting the data  
25 object 172 by the source application 184. The method may further include transmitting instructions to the source application 184 to use a Class 1 data sharing mechanism to transfer control to the destination application 186, including sufficient information to identify the data object 172 written using the Class 2 data sharing mechanism. The Class 1 data sharing mechanism may optionally include the object data protection key 160 that encrypts the data  
30 object 172 written using the Class 2 data sharing mechanism. Furthermore, the method may include transmitting instructions to the destination application 186 to read the data object 172 using the Class 2 data sharing mechanism and to decrypt the data object 172.

[0119] Another method that may be used to perform a secure request/response interaction between a requesting application and a responding application without requiring user interaction is provided. The requesting application may write a request using a Class 2 data sharing mechanism, where at least some part of the request is encrypted by the source  
5 application. The requesting application may use a Class 1 data sharing mechanism to transfer control to the responding application, including sufficient information to identify the request written using the Class 2 data sharing mechanism and the requesting application to respond to. The Class 1 data sharing mechanism may optionally include the key that encrypts the request written using the Class 2 data sharing mechanism. The responding application may  
10 read the request using the Class 2 data sharing mechanism and decrypt the encrypted part of the request. The responding application may also process the request and write a response using the Class 2 data sharing mechanism, where at least some part of the response is encrypted by the responding application. Furthermore, the responding application may use the Class 1 data sharing mechanism to transfer control back to the requesting application,  
15 including sufficient information to identify the response written using the Class 2 data sharing mechanism. The Class 1 data sharing mechanism may optionally include the key that encrypts the response written using the Class 2 data sharing mechanism. The requesting application may read the response using the Class 2 data sharing mechanism and decrypt the encrypted part of the response.

20 [0120] In another embodiment, as long as the request and response are not too large, the location of the request and optional key may be reversed in the previous method to result in the following method. The requesting application may write a key using a Class 2 data sharing mechanism. The requesting application may then use a Class 1 data sharing mechanism to transfer control to the responding application, sending a request of which at  
25 least some part is encrypted by the key, including sufficient information to identify the key written using the Class 2 data sharing mechanism and the requesting application to respond to. The responding application may then read the key using the Class 2 data sharing mechanism and decrypt the encrypted part of the request. Next, the responding application may process the request and optionally write a new key using the Class 2 data sharing  
30 mechanism. The responding application may use the Class 1 data sharing mechanism to transfer control back to the requesting application, sending a response of which at least some part is encrypted by the key (either the same key as the request or a new response key), including sufficient information to identify the key written using the Class 2 data sharing

mechanism. Finally, the requesting application may read the key using the Class 2 data sharing mechanism and decrypt the encrypted part of the response.

[0121] Artisans skilled in the art would recognize other alternative methods for secure data sharing between applications on constrained platforms in light of the description above, for example, different parts of the request, different parts of the response, and different parts of the key may be split between the Class 1 data sharing mechanism and the Class 2 data sharing mechanism in a multitude of ways. Alternatively, a Class 3 data sharing mechanism may be used in place of the Class 2 data sharing mechanism in the methods described above, for example, if any data written using the Class 3 data sharing mechanism is encrypted using application data protection keys as previously described. Another alternative includes a Class 4 data sharing mechanism (available temporarily in each software application 118-122 as it goes to the background) that may be used in place of the Class 2 data sharing mechanism in the methods described above, for example, if each data transfer can be performed within the short period of time before the application transitioning to the background becomes inactive.

[0122] In one embodiment, a method that can be used to securely share data from a trusted source application 184 to a trusted destination application 186 without requiring user interaction to select the destination application 186 but prevents the data from being exported to untrusted applications is provided. In this exemplary method, the source application 184 may write a data object 172 using a Class 5 data sharing mechanism. The data object 172 may be encrypted by the source application 186, and may be written as a unique data or file type such that when selecting from a list of the applications that support the given data or file type only the list of trusted applications are displayed. The destination application 186 may then read the data object 172 using the Class 5 data sharing mechanism and decrypt the data object 172. As can be appreciated, any of the methods previously described for securely transferring the data object 172 from the source application 184 to the destination application 186 may be used to encrypt and decrypt the data object 172.

[0123] According to an embodiment of the present disclosure, it may be preferred to transfer encrypted data objects using application data protection keys as previously described in order to minimize reliance on platform-level protections that may potentially be compromised using well-known techniques. For security, any transient data that is written using a data share mechanism that persists the data outside of the applications may be deleted after it is read.

[0124] Technical advantages are many as well as applications. For example, in an embodiment, a user on his smart phone can be preparing a chart of confidential data in a business intelligence application and initiate a new email from the business intelligence application. The business intelligence application opens the smart phone's email client for the user to 'compose' an email. The chart, in a data object, persists in an encrypted form in the business intelligence application, it being encrypted by an object data protection key. The object data protection key persists in the business intelligence application, itself encrypted in the business intelligence application's own key. The business intelligence application requests its key from a central security manager application on the smart phone, and the central security manager provides it in unencrypted form to the business intelligence application. The business intelligence application also requests a data-sharing key from the security manager application, and the security manager application provides the data-sharing key. The business intelligence application then decrypts the object data protection key with its own key and then encrypts the object data protection key with the data-sharing key. The object data protection key that is encrypted with the data-sharing key is then transferred to the email client along with the (already encrypted) chart. In the email client, the object data protection key is unencrypted with the data-sharing key, which is requested from the security manager application. The chart is unencrypted with the object data protection key and then inserted in the new email that the user can compose.

[0125] As can be appreciated, any of the methods described above may be integrated, combined and/or utilized with one or more of the methods and systems disclosed in pending U.S. Patent Application Serial No. 13/405,357, titled Methods and Apparatuses for Secure Communication, and U.S. Patent Application Serial No. 13/215,178, titled Methods and Apparatuses for Interaction with Web Applications and Web Application Data, both of which are incorporated by reference herein in their entirety.

[0126] According to an embodiment of the present disclosure, a machine-readable medium that provides instructions, which when read by a machine having a processor 110 and a memory 108, cause the machine to perform operations according to any of the methods described above is also provided.

[0127] While the systems, methods, and machine readable media have been described in terms of what are presently considered to be the most practical and preferred embodiments, it is to be understood that the disclosure need not be limited to the disclosed embodiments. It is

intended to cover various modifications and similar arrangements included within the spirit and scope of the claims, the scope of which should be accorded the broadest interpretation so as to encompass all such modifications and similar structures. The present disclosure includes any and all embodiments of the following claims.

5    **[0128]**   It should also be understood that a variety of changes may be made without departing from the essence of the invention. Such changes are also implicitly included in the description. They still fall within the scope of the invention. It should be understood that this disclosure is intended to yield a patent or patents covering numerous aspects of the inventions both independently and as an overall system, machine-readable media and in both method  
10   and apparatus modes.

**[0129]**   Further, each of the various elements of the inventions and claims may also be achieved in a variety of manners. This disclosure should be understood to encompass each such variation of an embodiment of any apparatus embodiment, a method, machine-readable medium or process embodiment, or even merely a variation of any element of these.

15   **[0130]**   Particularly, it should be understood that as the disclosure relates to elements of the inventions, the words for each element may be expressed by equivalent apparatus terms of method terms – even if only the function or result is the same. Such equivalent, broader, or even more generic terms should be considered to be encompassed in the description of each element or action. Such terms can be substituted where desired to make explicit the implicitly  
20   broad coverage to which this invention is entitled.

**[0131]**   It should be understood that all actions may be expressed as a means for taking that action or as an element which causes that action. Similarly, each physical element disclosed should be understood to encompass a disclosure of the action which that physical element facilitates.

25   **[0132]**   Any patents, publications, or other references mentioned in this application for patent are hereby incorporated by reference. In addition, as to each term used, it should be understood that unless its utilization in this application is inconsistent with such interpretation, common dictionary definitions should be understood as incorporated for each term and all definitions, alternative terms, and synonyms such as contained in at least one of a  
30   standard technical dictionary recognized by artisans, incorporated herein by reference.

[0133] Further, all claim terms should be interpreted in their most expansive forms so as to afford the applicant the broadest coverage legally permissible. Although the embodiments have been described with reference to the drawings and specific examples, it will readily be appreciated by skilled artisans that many modifications and adaptations of the processes and apparatuses described herein are possible without departure from the spirit and scope of the invention. Thus, it is to be clearly understood that this description is made only by way of example and not as a limitation on the scope of the embodiments as claimed below.

WHAT IS CLAIMED IS:

1                   1.       A method for providing a security service from a central application to  
2 another application on a computing device, the method comprising:  
3                   providing a first application configured to provide a security service on a  
4 computing device;  
5                   providing a second application on the computing device, the second  
6 application having original, post-compile object code;  
7                   modifying, using at least one processor operatively coupled with a memory,  
8 the original object code of the second application to create replacement object code, the  
9 replacement object code configured for communication with the first application;  
10                  calling the replacement object code in the second application; and  
11                  requesting, using the replacement object code in the second application, the  
12 security service from the first application.

1                   2.       The method of claim 1, wherein the original object code is modified by  
2 at least one technique selected from the group consisting of introducing a dynamic library,  
3 introducing a static library, introducing an additional load command, symbol replacement,  
4 pointer swizzling, and interposing.

1                   3.       The method of claim 1 or 2, further comprising:  
2                   generating, by the first application, a security artifact selected from the group  
3 consisting of an authentication token, a key, a security credential, a single sign-on token, an  
4 identifier, a security policy, a security command, a security configuration, a session handle, a  
5 session token, and a secure communication channel, and  
6                   transmitting the security artifact from the first application to the second  
7 application in response to the requesting of the security service.

1                   4.       The method of any one of claims 1 to 3, wherein the original object  
2 code includes unsigned code.

1                   5.       The method of any one of claims 1 to 4, further comprising:  
2                   converting the original object code from a signed form to an unsigned form  
3 before the modifying; and  
4                   converting the replacement object code from an unsigned form to a signed  
5 form after the modifying.

1                   6.       The method of any one of claims 1 to 5, wherein the computing device  
2 is a mobile device.

1                   7.       The method of any one of claims 1 to 6, wherein the modifying  
2 includes modifying at least one of a programmatic interface, a class, an object, and a  
3 function.

1                   8.       The method of any one of claims 1 to 7, wherein the modifying of the  
2 original object code of the second application includes introducing a policy engine for  
3 ensuring compliance with a security policy.

1                   9.       The method of claim 8, wherein the security policy is selected from the  
2 group consisting of a data leakage prevention policy and an access control policy.

1                   10.      The method of any one of claims 1 to 9, wherein the first application  
2 includes a policy engine for ensuring compliance of the second application with a security  
3 policy, the first application transmitting the security policy to the second application for  
4 execution.

1                   11.      The method of claim 10, wherein the security policy applies to at least  
2 one of a portion of the second application, a single software application, and a plurality of  
3 software applications.

1                   12.      The method of any one of claims 8 to 11, wherein the security policy is  
2 based on at least one factor selected from a group consisting of execution context, external  
3 events, explicit policy redefinition, and changing group and role membership.

1                   13.      The method of any one of claims 8 to 12, wherein the security policy is  
2 retrieved from a server that is remote from the computing device.

1                   14.      The method of claim 13, further comprising:  
2 introducing the policy engine from the second application into a third  
3 application by modifying object code of the third application.

1                   15.      The method of claim 13, wherein data resulting from execution of the  
2 replacement object code is transmitted to the first application or the remote server.



1                   16.     The method of any one of claims 1 to 15, wherein the first application,  
2 responsive to the request for the security service, facilitates the security service if the  
3 software application is signed with a public key infrastructure (PKI) key.

1                   17.     The method of claim 16, further comprising:  
2                   confirming, by the first application, that the second application and computing  
3 device have not been compromised, and  
4                   verifying a signature of the first application.

1                   18.     The method of any one of claims 1 to 17, wherein the security service  
2 provides a common key to the second application and a third application.

1                   19.     The method of any one of claims 1 to 18, wherein the first application  
2 is responsive to a registration request from the second application to establish application  
3 trust, the first application:  
4                   prompting a user to input an application registration passcode, and  
5                   generating a key to establish application trust using the application registration  
6 passcode to facilitate the security service provided by the first application to the second  
7 application.

1                   20.     The method of claim 19, wherein the first application provides the key  
2 to the second application to allow the second application to transmit the request for the  
3 security service.

1                   21.     The method of any one of claims 1 to 20, further comprising:  
2                   generating an application data protection key, the application data protection  
3 key encrypted and decrypted by a corresponding data protection root key maintained with the  
4 first application.

1                   22.     The method of claim 21, wherein the application data protection key  
2 performs at least one of encrypting and decrypting an object data protection key to facilitate  
3 data object transfer from a first software application to a second software application.

1                   23.     The method of claim 22, further comprising:

2                   generating a data-sharing key for encrypting the object data protection key  
3   prior to transferring the data object and the object data protection key from the first software  
4   application to the second software application; or  
5                   generating a data-sharing key for decrypting the object data protection key  
6   after transferring the data object and the object data protection key from the first software  
7   application to the second software application.

1                   24.    The method of claim 22, wherein at least one of the security manager  
2   application module and the first software application:  
3                    decrypts the object data protection key for the data object with the application  
4   data protection key of the first software application, and  
5                    encrypts the object data protection key for the data object with the application  
6   data protection key of the second software application.

1                   25.    Computer software, which, when executed by a computer, causes the  
2   computer to perform the operations of any one of claims 1 to 24.

1                   26.    A machine-readable non-transitory storage medium embodying  
2   information indicative of instructions for causing one or more machines to perform  
3   operations for:  
4                    providing a first application configured to provide a security service on a  
5   computing device;  
6                    providing a second application on the computing device, the second  
7   application having original, post-compile object code;  
8                    modifying, using at least one processor operatively coupled with a memory,  
9   the original object code of the second application to create replacement object code, the  
10   replacement object code configured for communication with the first application;  
11                   calling the replacement object code in the second application; and  
12                   requesting, using the replacement object code in the second application, the  
13   security service from the first application.

1                   27.    The medium of claim 26, wherein the original object code is modified  
2   by at least one technique selected from the group consisting of introducing a dynamic library,  
3   introducing a static library, introducing an additional load command, symbol replacement,  
4   pointer swizzling, and interposing.

1                   28.     The medium of claim 26 or 27, wherein the instructions further  
2     comprise:  
3                   generating, by the first application, a security artifact selected from the group  
4     consisting of an authentication token, a key, a security credential, a single sign-on token, an  
5     identifier, a security policy, a security command, a security configuration, a session handle, a  
6     session token, and a secure communication channel, and  
7                   transmitting the security artifact from the first application to the second  
8     application in response to the requesting of the security service.

1                   29.     A computer system executing instructions in a computer program, the  
2     computer program instructions comprising:  
3                   program code for providing a first application configured to provide a security  
4     service on a computing device;  
5                   program code for providing a second application on the computing device, the  
6     second application having original, post-compile object code;  
7                   program code for modifying, using at least one processor operatively coupled  
8     with a memory, the original object code of the second application to create replacement  
9     object code, the replacement object code configured for communication with the first  
10    application;  
11                  program code for calling the replacement object code in the second  
12    application; and  
13                  program code for requesting, using the replacement object code in the second  
14    application, the security service from the first application.

1                   30.     The system of claim 29, wherein the original object code is modified  
2     by at least one technique selected from the group consisting of introducing a dynamic library,  
3     introducing a static library, introducing an additional load command, symbol replacement,  
4     pointer swizzling, and interposing.

1                   31.     The system of claim 29 or 30, further comprising:  
2                   program code for generating, by the first application, a security artifact  
3     selected from the group consisting of an authentication token, a key, a security credential, a  
4     single sign-on token, an identifier, a security policy, a security command, a security  
5     configuration, a session handle, a session token, and a secure communication channel, and

6                   program code for transmitting the security artifact from the first application to  
7   the second application in response to the requesting of the security service.

1                   32.    An apparatus comprising:  
2                   means for providing a first application configured to provide a security service  
3   on a computing device;  
4                   means for providing a second application on the computing device, the second  
5   application having original, post-compile object code;  
6                   means for modifying, using at least one processor operatively coupled with a  
7   memory, the original object code of the second application to create replacement object code,  
8   the replacement object code configured for communication with the first application;  
9                   means for calling the replacement object code in the second application; and  
10                  means for requesting, using the replacement object code in the second  
11   application, the security service from the first application.

1                   33.    The apparatus of claim 32, wherein the original object code is modified  
2   by at least one technique selected from the group consisting of introducing a dynamic library,  
3   introducing a static library, introducing an additional load command, symbol replacement,  
4   pointer swizzling, and interposing.

1                   34.    The apparatus of claim 32 or 33, further comprising:  
2                   means for generating, by the first application, a security artifact selected from  
3   the group consisting of an authentication token, a key, a security credential, a single sign-on  
4   token, an identifier, a security policy, a security command, a security configuration, a session  
5   handle, a session token, and a secure communication channel, and  
6                   means for transmitting the security artifact from the first application to the  
7   second application in response to the requesting of the security service.

1                   35.    A method for dynamically updating security policies of software  
2   applications, the method comprising:  
3                   providing an application having original, post-compile object code on a  
4   computing device;  
5                   modifying, using at least one processor operatively coupled with a memory,  
6   the original object code of the application to create replacement object code, the replacement  
7   object code configured for enforcing a security policy;

8                   retrieving a first security policy;  
9                   enforcing the security policy using the replacement object code;  
10                  replacing the first security policy with a second security policy; and then  
11                  enforcing the second security policy using the replacement object code,  
12                  wherein the first and second security policies are based on at least one factor  
13   selected from a group consisting of execution context, external events, explicit policy  
14   redefinition, and changing group and role membership.

1                   36.     The method of claim 35, wherein the first or second security policy is  
2   retrieved from a server that is remote from the computing device.

1                   37.     The method of claim 36, wherein a first application retrieves the first  
2   or second security policy from the remote server and a second application retrieves the first  
3   or second security policy from the first application.

1                   38.     The method of any one of claims 36 to 37, wherein data resulting from  
2   execution of the replacement object code is transmitted to the remote server.

1                   39.     The method of any one of claims 35 to 38, wherein the computing  
2   device is a mobile device.

1                   40.     Computer software, which, when executed by a computer, causes the  
2   computer to perform the operations of any one of claims 35 to 39.

1                   41.     A machine-readable non-transitory storage medium embodying  
2   information indicative of instructions for causing one or more machines to perform  
3   operations for:  
4                   providing an application having original, post-compile object code on a  
5   computing device;  
6                   modifying, using at least one processor operatively coupled with a memory,  
7   the original object code of the application to create replacement object code, the replacement  
8   object code configured for enforcing a security policy;  
9                   retrieving a first security policy;  
10                  enforcing the security policy using the replacement object code;  
11                  replacing the first security policy with a second security policy; and then  
12                  enforcing the second security policy using the replacement object code,

13                    wherein the first and second security policies are based on at least one factor  
14                    selected from a group consisting of execution context, external events, explicit policy  
15                    redefinition, and changing group and role membership.

1                    42.     The medium of claim 41, wherein the first or second security policy is  
2                    retrieved from a server that is remote from the computing device.

1                    43.     The medium of claim 42, wherein a first application retrieves the first  
2                    or second security policy from the remote server and a second application retrieves the first  
3                    or second security policy from the first application.

1                    44.     A computer system executing instructions in a computer program, the  
2                    computer program instructions comprising:  
3                                program code for providing an application having original, post-compile  
4                                object code on a computing device;  
5                                program code for modifying, using at least one processor operatively coupled  
6                                with a memory, the original object code of the application to create replacement object code,  
7                                the replacement object code configured for enforcing a security policy;  
8                                program code for retrieving a first security policy;  
9                                program code for enforcing the security policy using the replacement object  
10                                code;  
11                                program code for replacing the first security policy with a second security  
12                                policy; and then  
13                                program code for enforcing the second security policy using the replacement  
14                                object code,  
15                                program code for wherein the first and second security policies are based on at  
16                                least one factor selected from a group consisting of execution context, external events,  
17                                explicit policy redefinition, and changing group and role membership.

1                    45.     The system of claim 44, wherein the first or second security policy is  
2                    retrieved from a server that is remote from the computing device.

1                    46.     The system of claim 45, wherein a first application retrieves the first or  
2                    second security policy from the remote server and a second application retrieves the first or  
3                    second security policy from the first application.

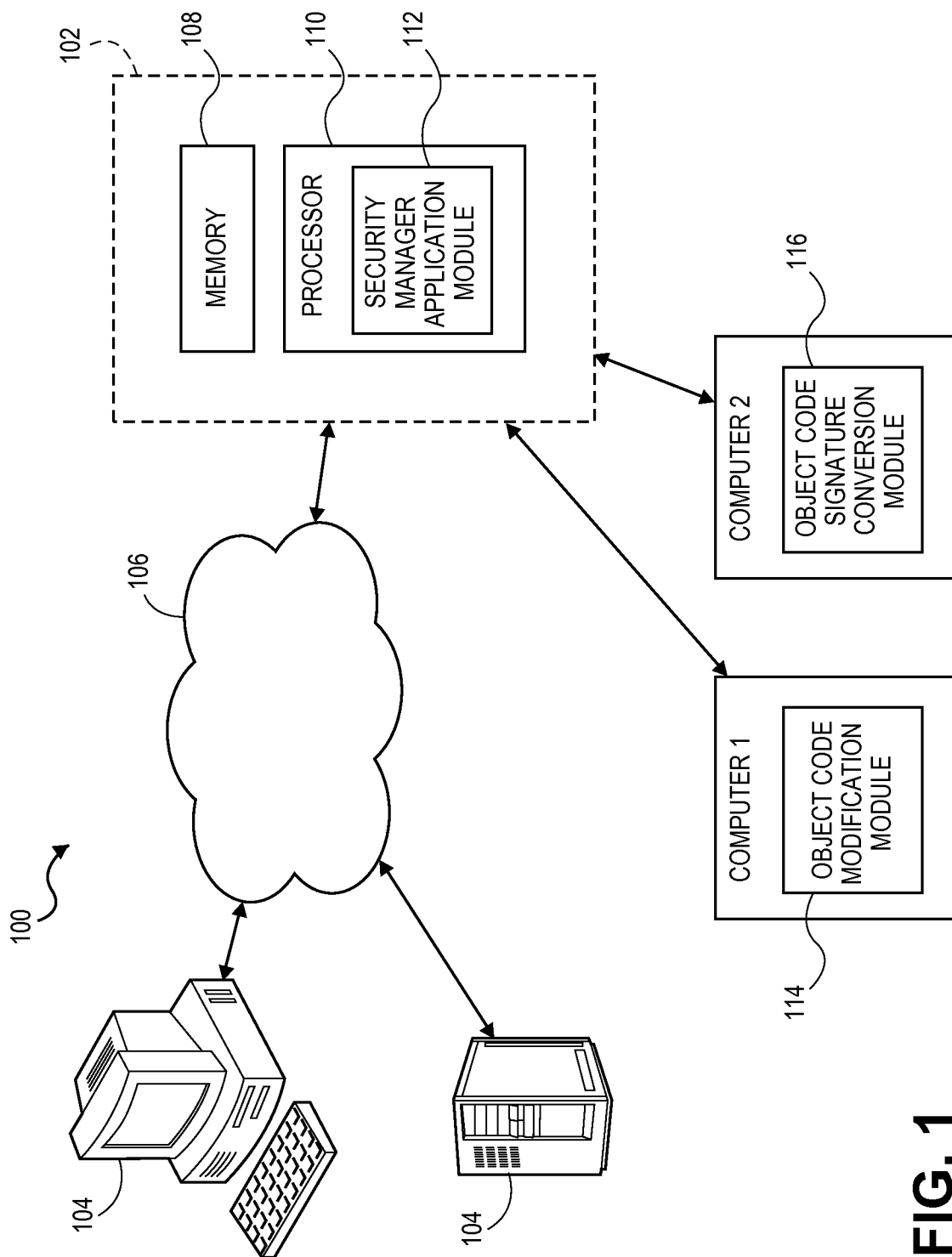
1                   47.    An apparatus comprising:  
2                   means for providing an application having original, post-compile object code  
3 on a computing device;  
4                   means for modifying, using at least one processor operatively coupled with a  
5 memory, the original object code of the application to create replacement object code, the  
6 replacement object code configured for enforcing a security policy;  
7                   means for retrieving a first security policy;  
8                   means for enforcing the security policy using the replacement object code;  
9                   means for replacing the first security policy with a second security policy; and  
10 then  
11                   means for enforcing the second security policy using the replacement object  
12 code,  
13                   means for wherein the first and second security policies are based on at least  
14 one factor selected from a group consisting of execution context, external events, explicit  
15 policy redefinition, and changing group and role membership.

1                   48.    The apparatus of claim 47, wherein the first or second security policy  
2 is retrieved from a server that is remote from the computing device.

1                   49.    The apparatus of claim 48, wherein a first application retrieves the first  
2 or second security policy from the remote server and a second application retrieves the first  
3 or second security policy from the first application.

1

1/17



**FIG. 1**



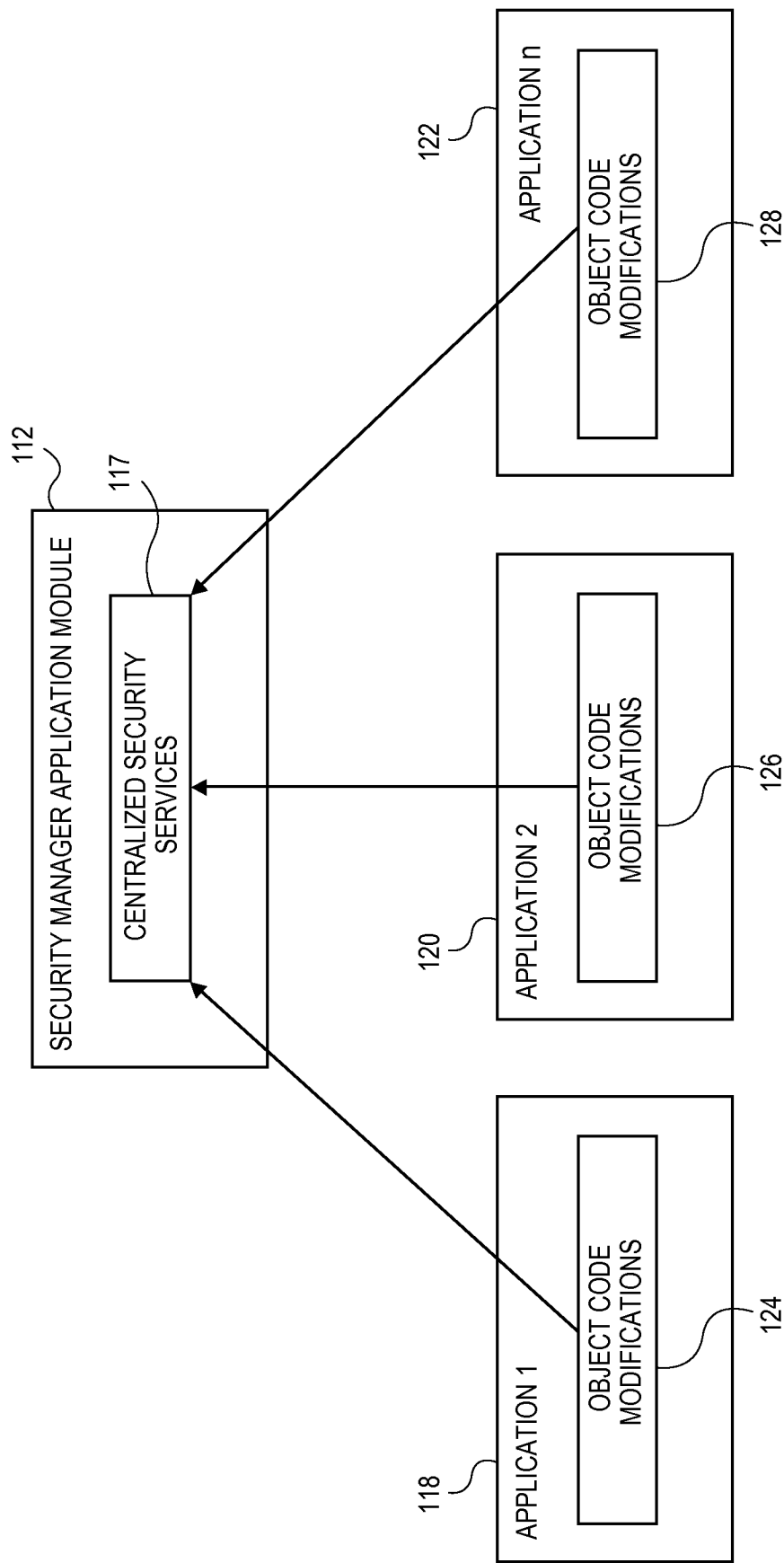


FIG. 2

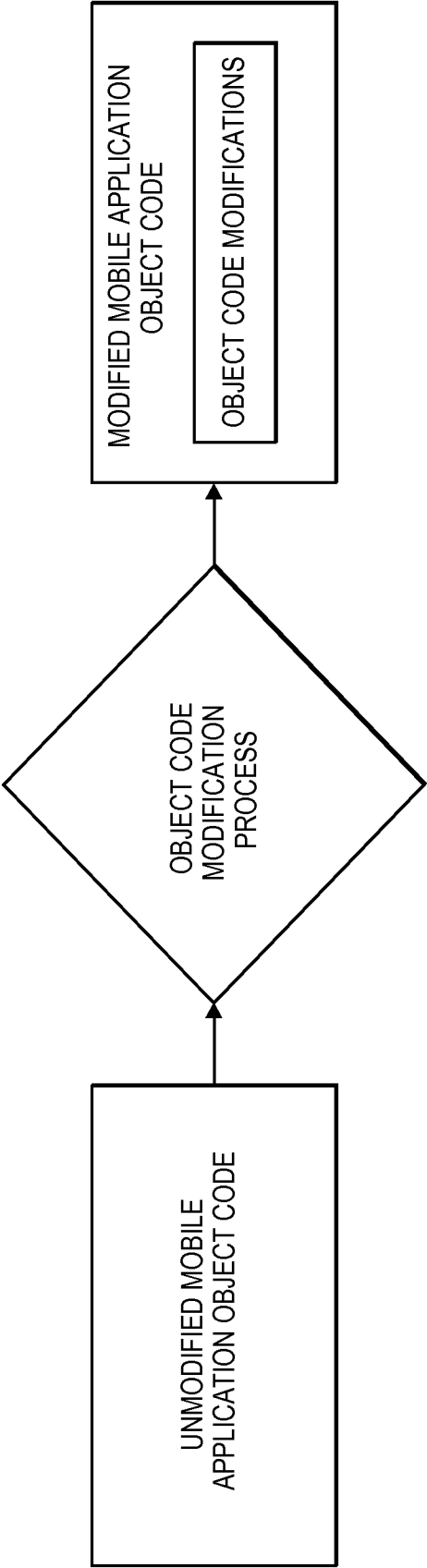
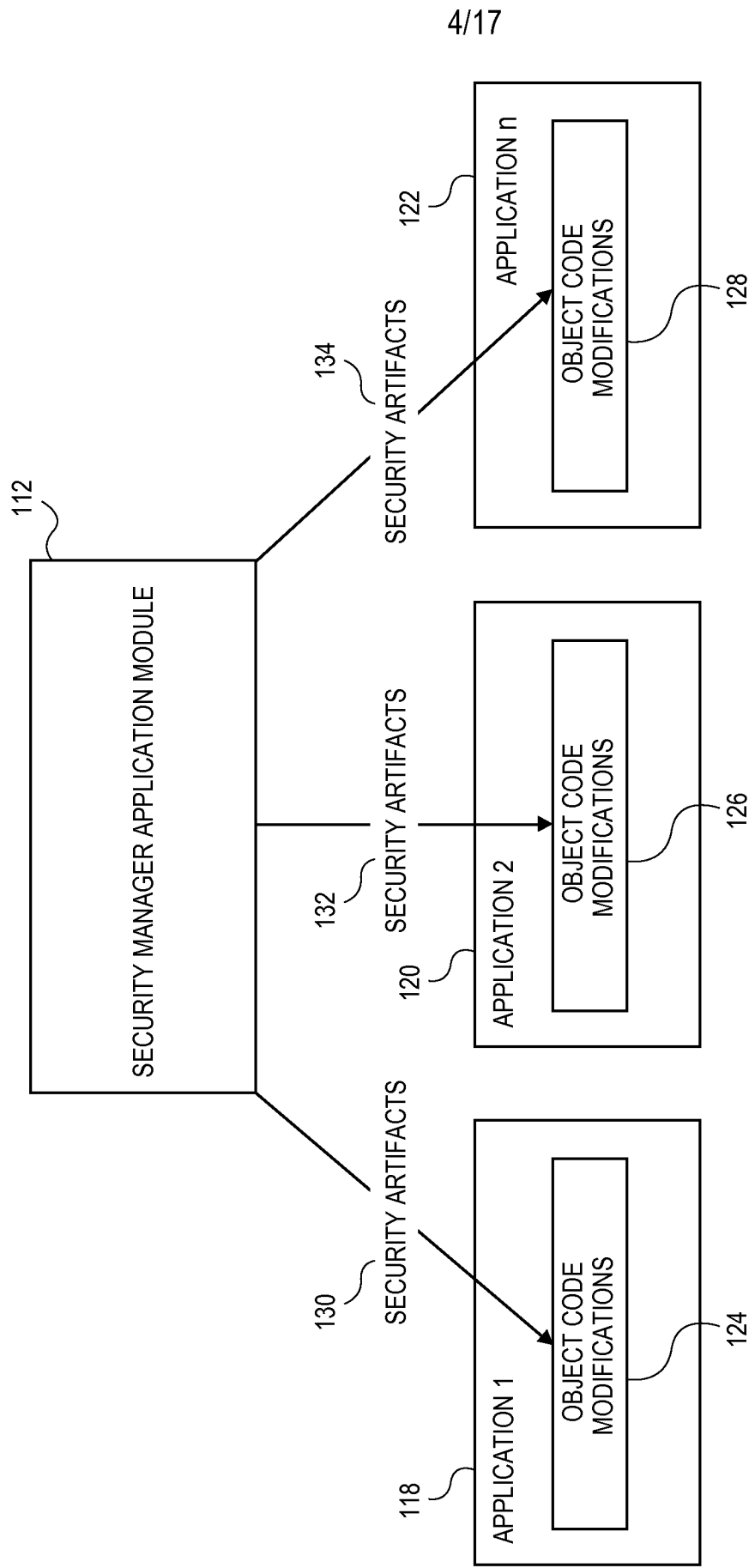


FIG. 3



**FIG. 4**

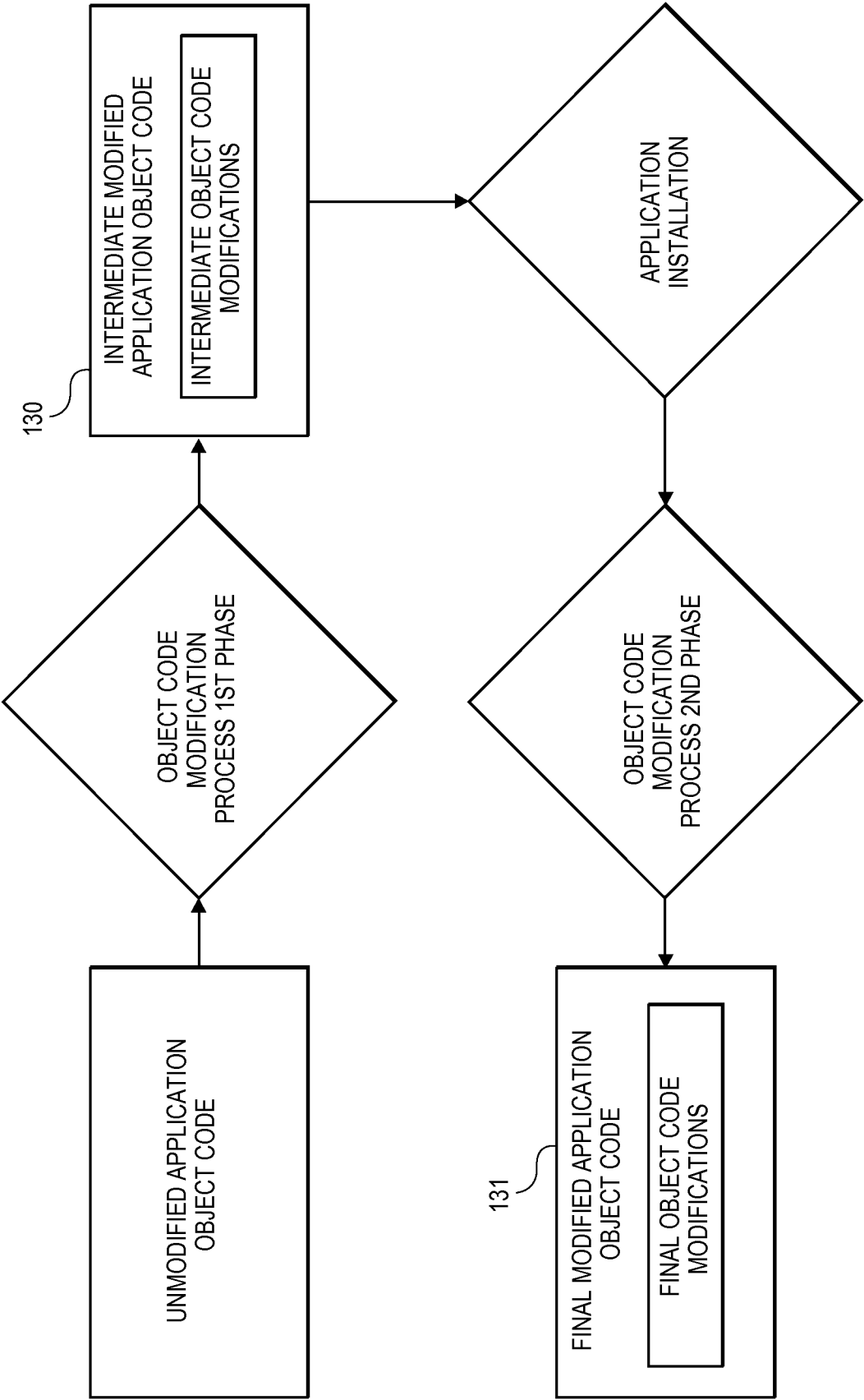


FIG. 5

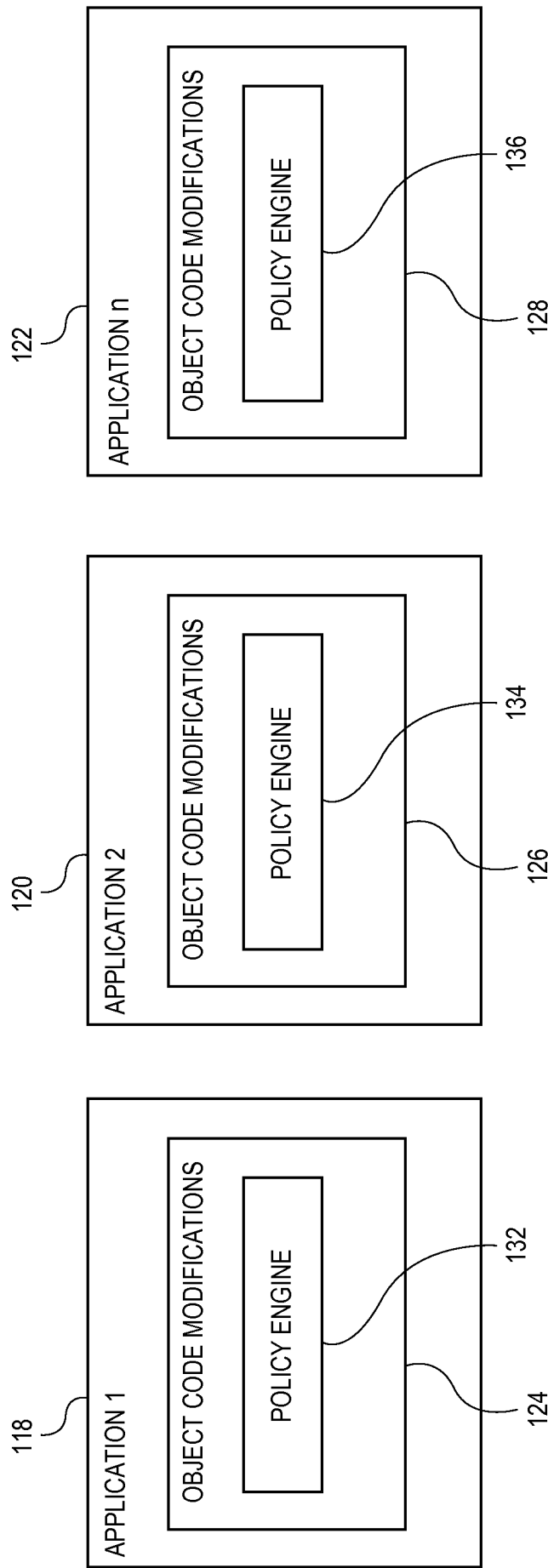
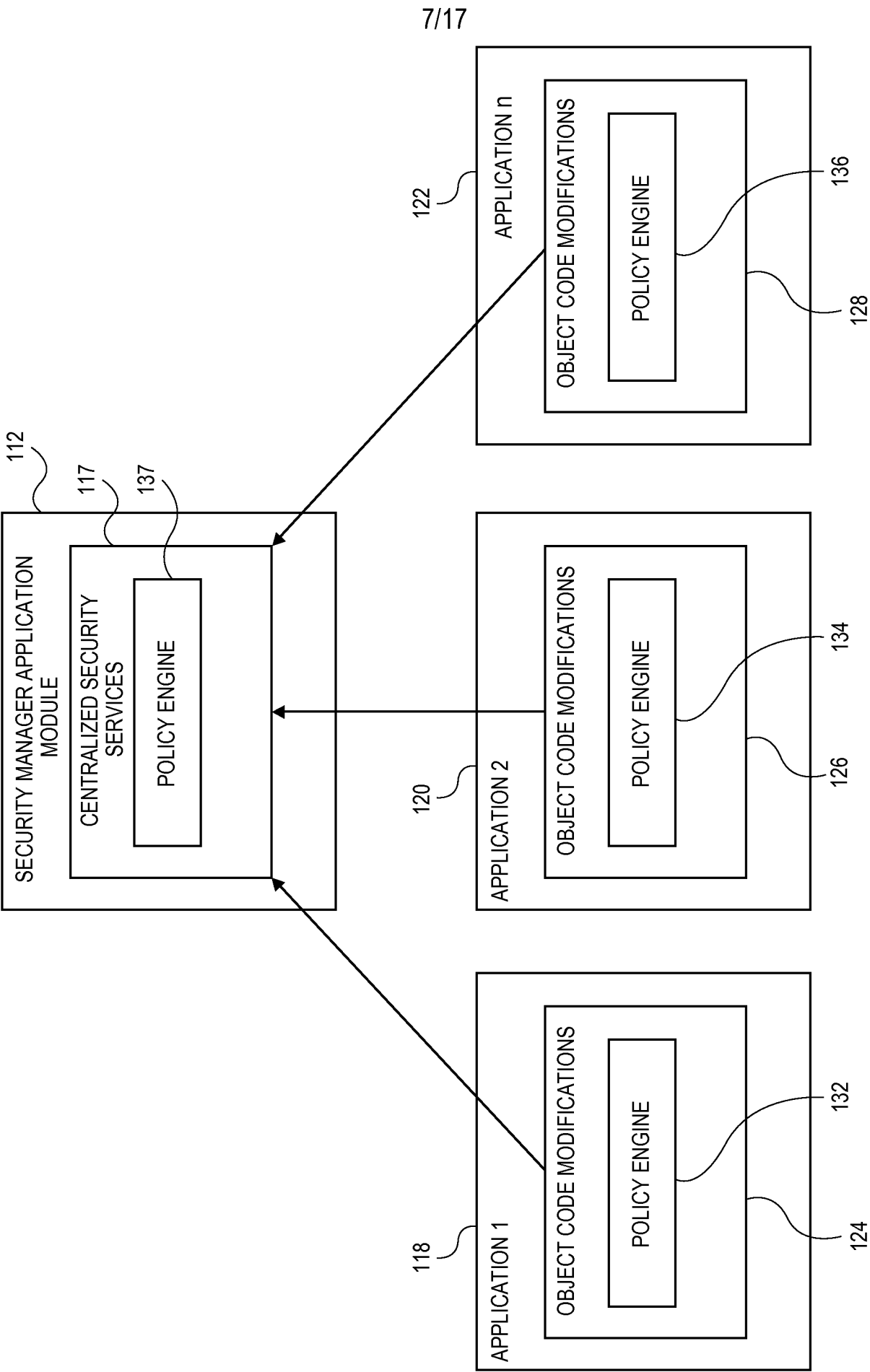
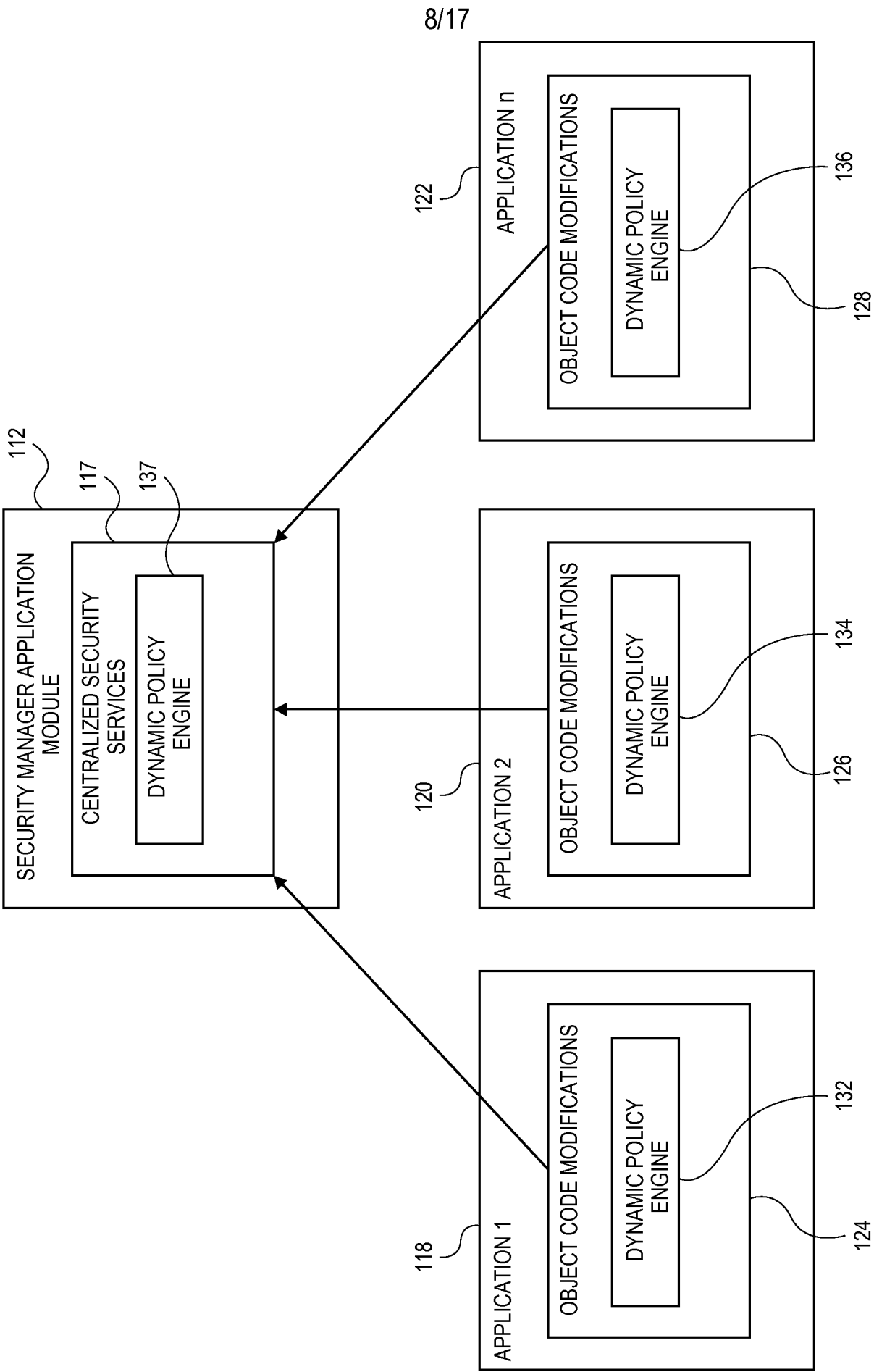


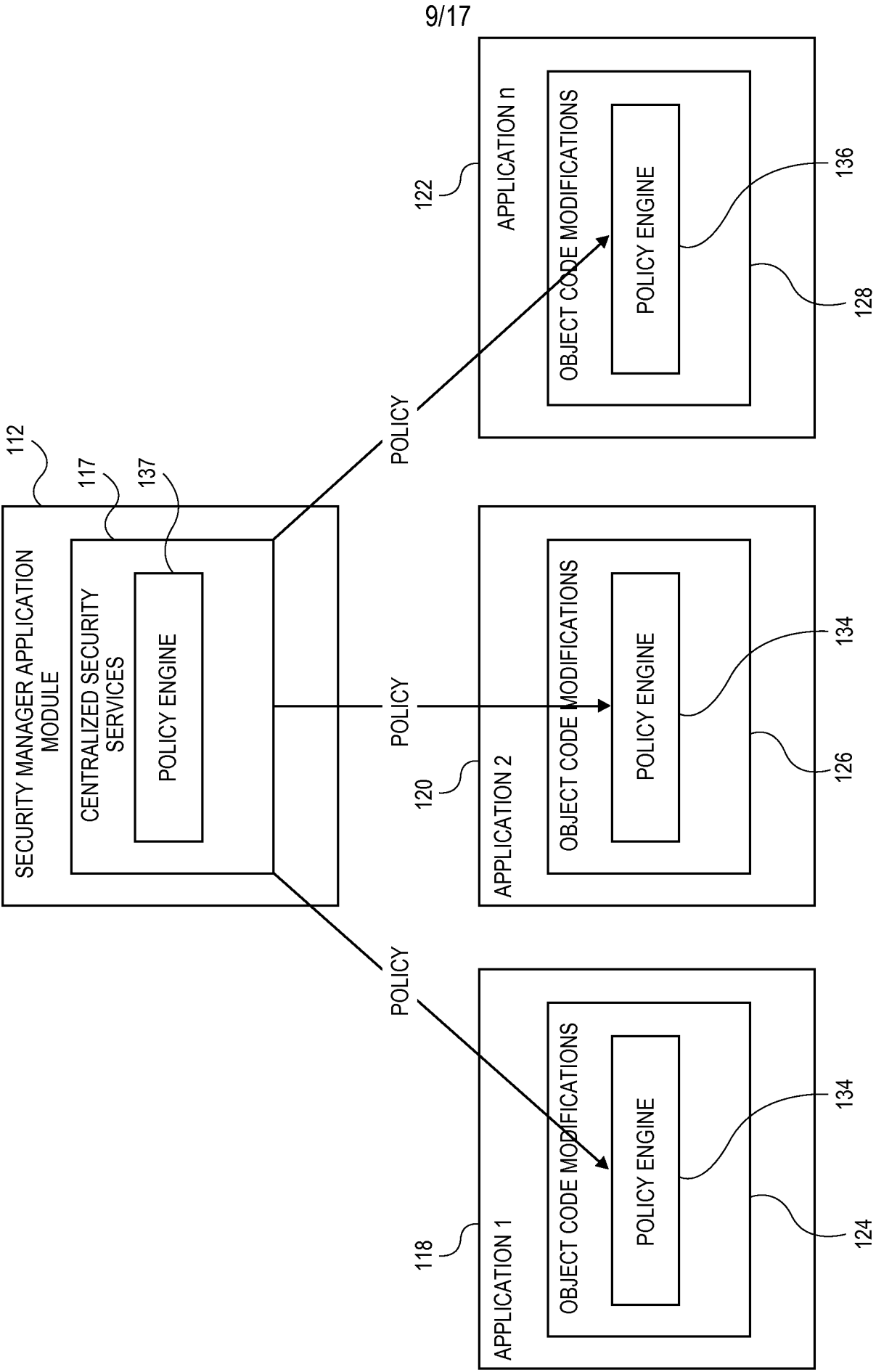
FIG. 6



**FIG. 7**



**FIG. 8**



**FIG. 9**



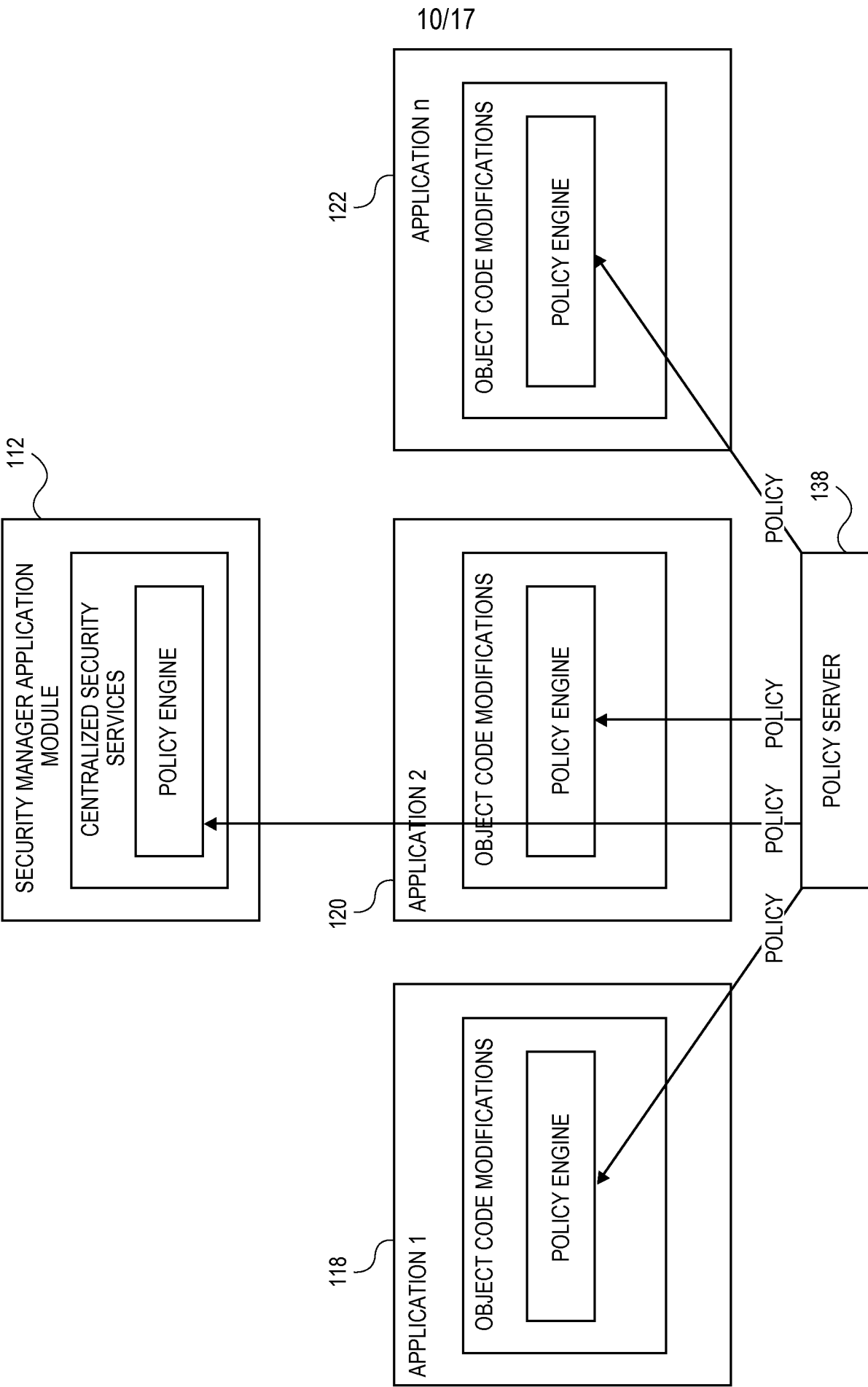


FIG. 10

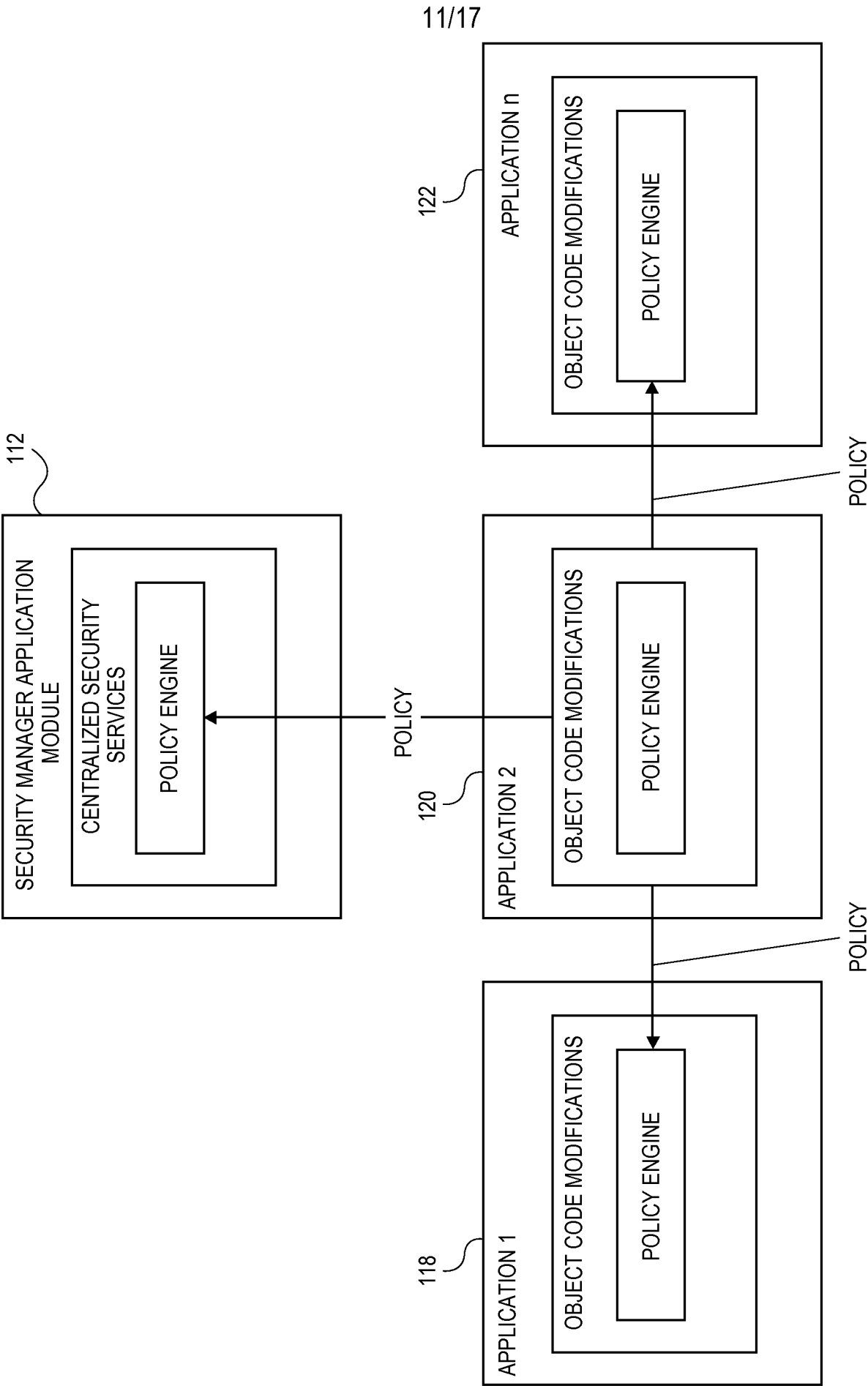
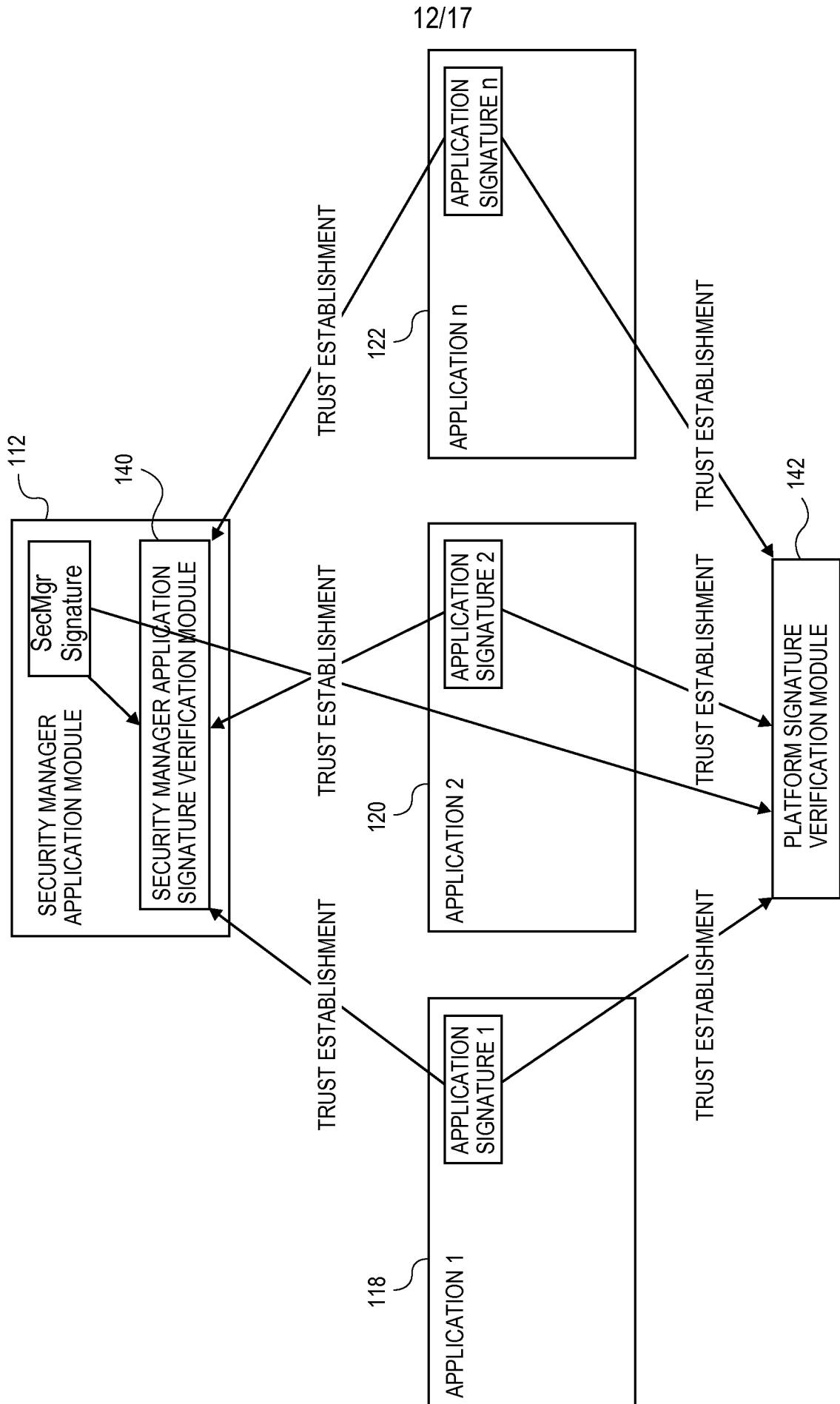


FIG. 11



**FIG. 12**

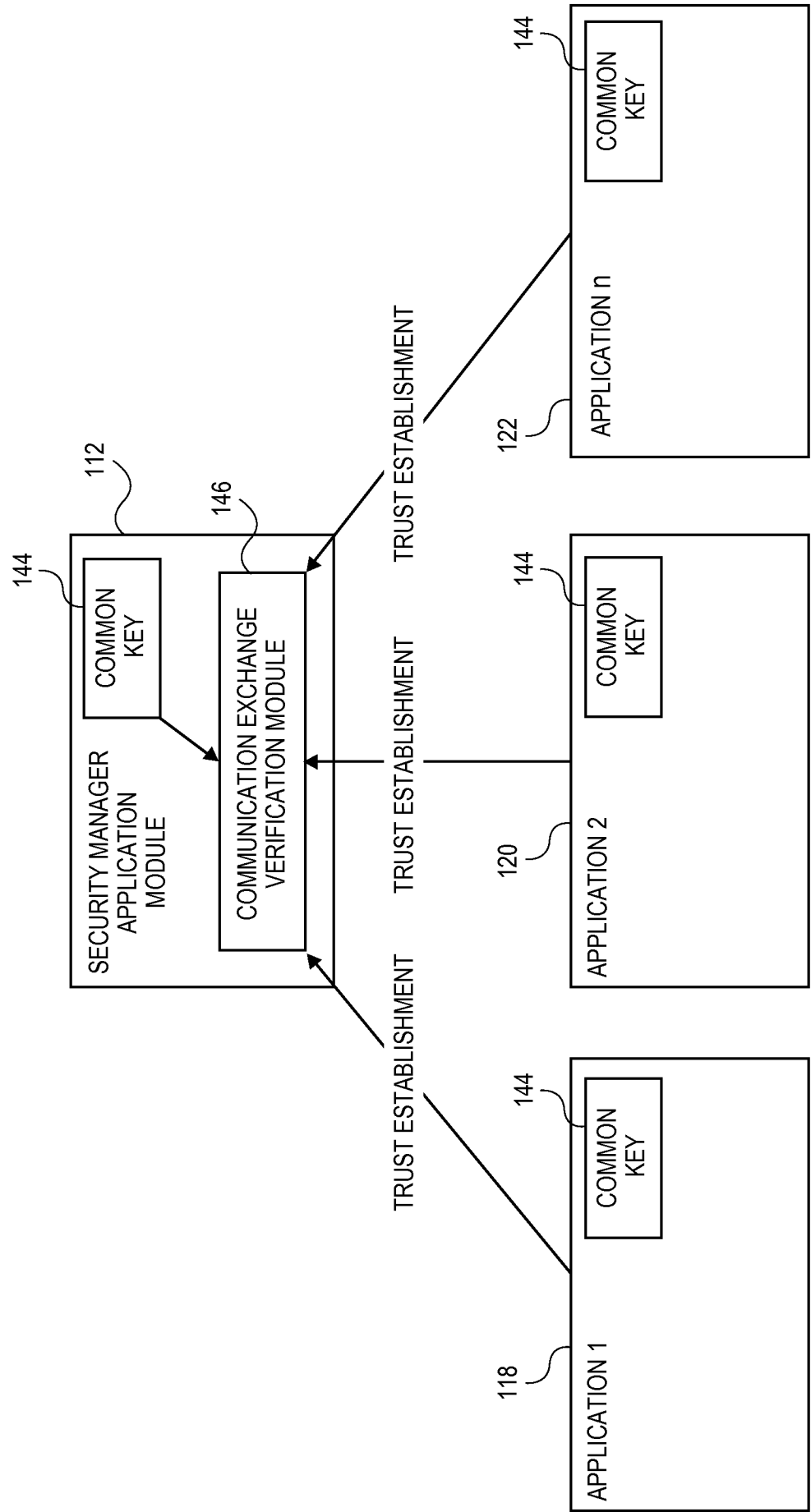


FIG. 13

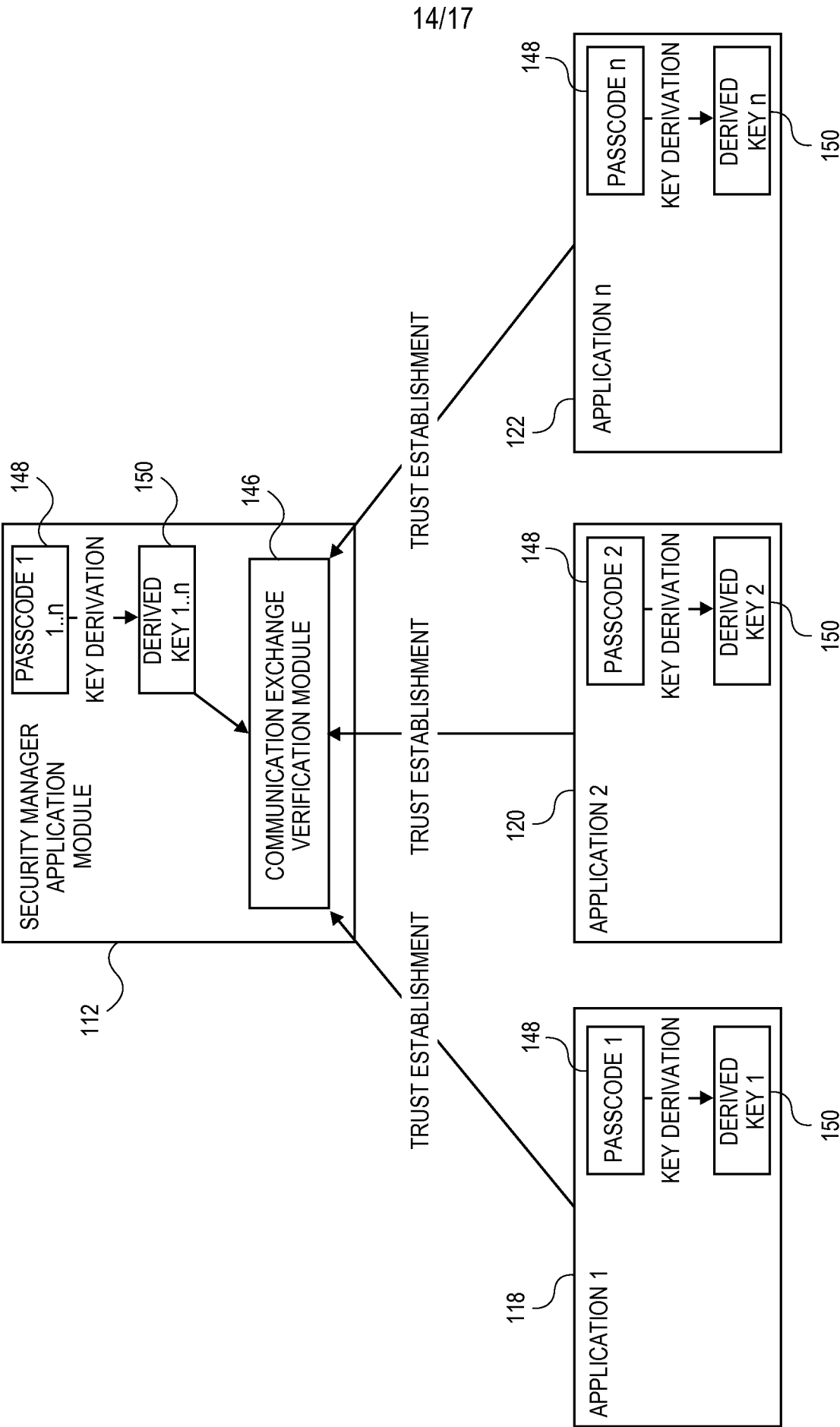


FIG. 14

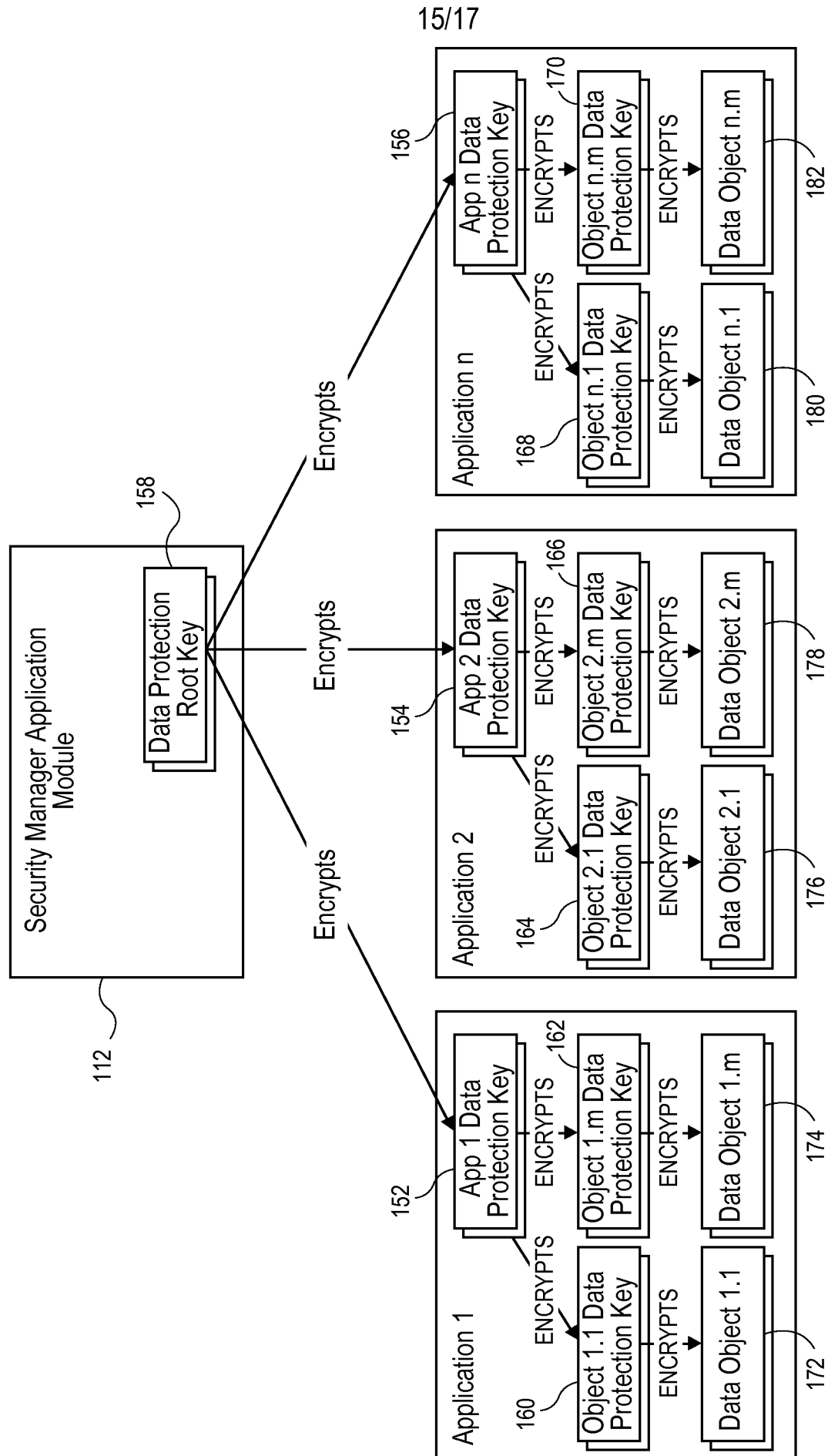


FIG. 15

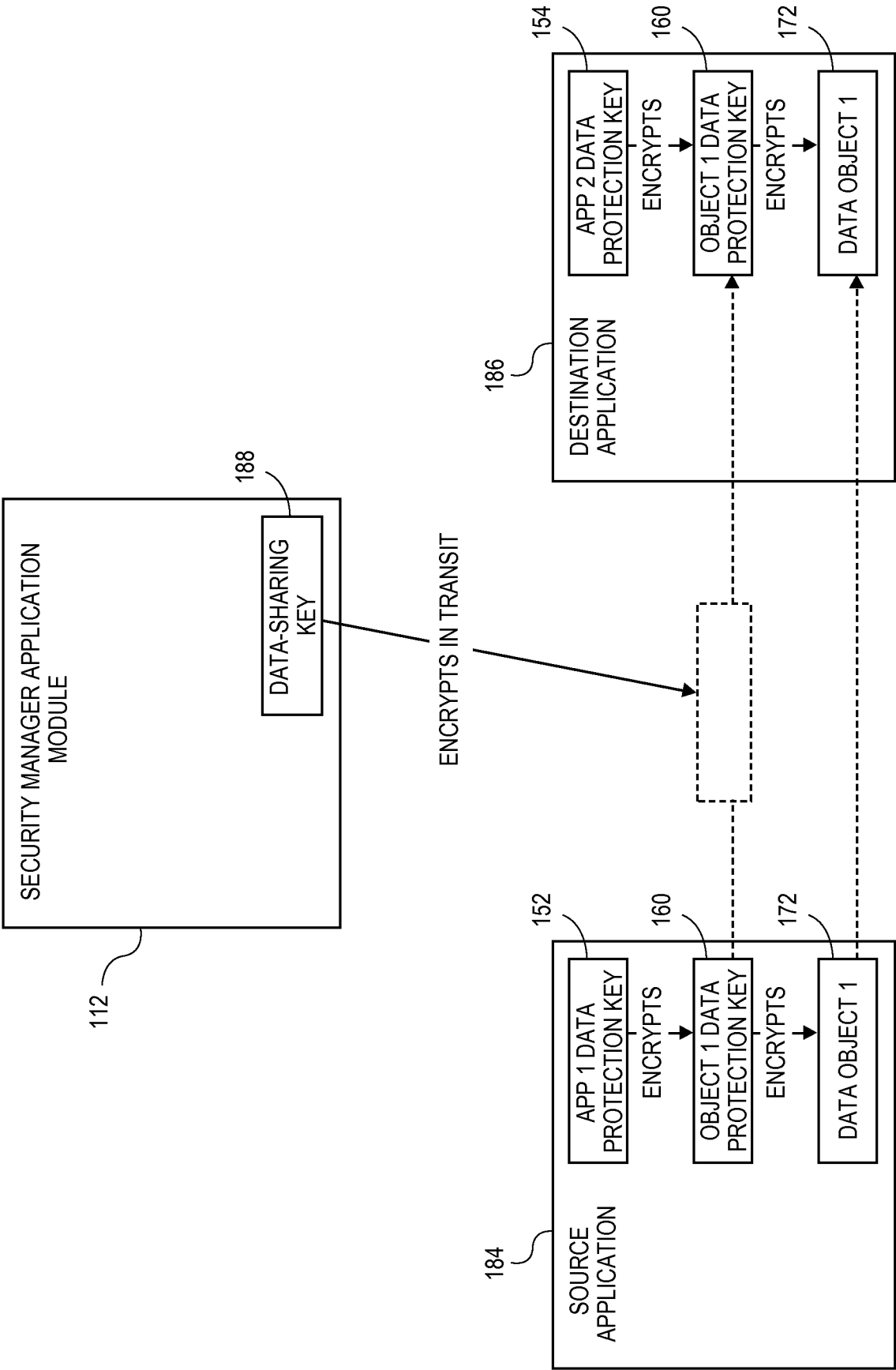


FIG. 16

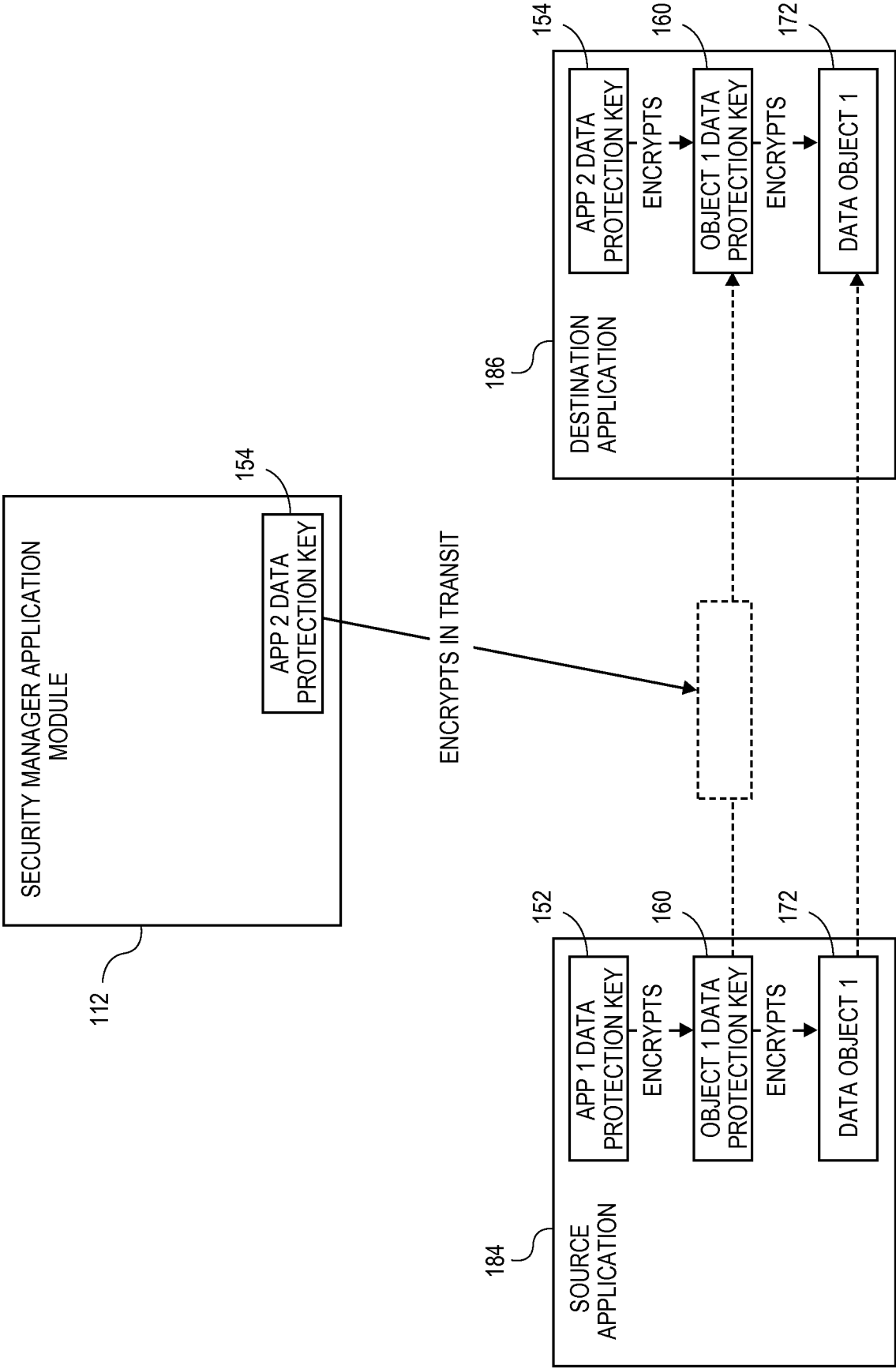


FIG. 17



## INTERNATIONAL SEARCH REPORT

International application No.  
**PCT/US2014/029552****A. CLASSIFICATION OF SUBJECT MATTER****G06F 21/00(2006.01)i**

According to International Patent Classification (IPC) or to both national classification and IPC

**B. FIELDS SEARCHED**

Minimum documentation searched (classification system followed by classification symbols)

G06F 21/00; H04K 1/00; H04Q 7/38; G06F 9/44; H04L 9/32; H04L 12/56

Documentation searched other than minimum documentation to the extent that such documents are included in the fields searched

Korean utility models and applications for utility models

Japanese utility models and applications for utility models

Electronic data base consulted during the international search (name of data base and, where practicable, search terms used)

eKOMPASS(KIPO internal) &amp; Keywords: security, service, modify, replacement, object, code, application

**C. DOCUMENTS CONSIDERED TO BE RELEVANT**

Category*	Citation of document, with indication, where appropriate, of the relevant passages	Relevant to claim No.
X	US 6317868 B1 (ROBERT GRIMM et al.) 13 November 2001 See column 1, lines 34-36; column 2, line 23 - column 3, line 1; column 4, lines 57-59; column 5, lines 27-61; column 6, lines 10-14; column 9, lines 16-18; claims 1 and 10; and figure 2.	1-3,26-34
Y		35-38,41-49
Y	US 2008-0289019 A1 (PEIFUNG ERIC LAM) 20 November 2008 See paragraphs [0013], [0056]; and figure 1.	35-38,41-49
A	US 2009-0222792 A1 (VEDVYAS SHANBHOGUE et al.) 03 September 2009 See paragraphs [0003], [0005], [0013], [0032]; and figure 1.	1-3,26-38,41-49
A	EP 1458151 A1 (NOKIA CORPORATION) 15 September 2004 See paragraphs [0008]-[0009]; and figure 1.	1-3,26-38,41-49
A	EP 1122640 A1 (BRITISH TELECOMMUNICATIONS PUBLIC LIMITED COMPANY) 08 August 2001 See paragraphs [0001], [0010]; and figure 1b.	1-3,26-38,41-49



Further documents are listed in the continuation of Box C.



See patent family annex.

\* Special categories of cited documents:

"A" document defining the general state of the art which is not considered to be of particular relevance

"E" earlier application or patent but published on or after the international filing date

"L" document which may throw doubts on priority claim(s) or which is cited to establish the publication date of another citation or other special reason (as specified)

"O" document referring to an oral disclosure, use, exhibition or other means

"P" document published prior to the international filing date but later than the priority date claimed

"T" later document published after the international filing date or priority date and not in conflict with the application but cited to understand the principle or theory underlying the invention

"X" document of particular relevance; the claimed invention cannot be considered novel or cannot be considered to involve an inventive step when the document is taken alone

"Y" document of particular relevance; the claimed invention cannot be considered to involve an inventive step when the document is combined with one or more other such documents, such combination being obvious to a person skilled in the art

"&amp;" document member of the same patent family

Date of the actual completion of the international search

26 June 2014 (26.06.2014)

Date of mailing of the international search report

**01 July 2014 (01.07.2014)**

Name and mailing address of the ISA/KR

International Application Division  
Korean Intellectual Property Office  
189 Cheongsu-ro, Seo-gu, Daejeon Metropolitan City, 302-701,  
Republic of Korea

Facsimile No. +82-42-472-7140

Authorized officer

AHN, Jeong Hwan

Telephone No. +82-42-481-8440



# INTERNATIONAL SEARCH REPORT

International application No.  
**PCT/US2014/029552**

## Box No. II Observations where certain claims were found unsearchable (Continuation of item 2 of first sheet)

This international search report has not been established in respect of certain claims under Article 17(2)(a) for the following reasons:

1. ☐ Claims Nos.:  
because they relate to subject matter not required to be searched by this Authority, namely:
  
2. ☒ Claims Nos.: 9, 11, 14-15, 17, 20, 22-24  
because they relate to parts of the international application that do not comply with the prescribed requirements to such an extent that no meaningful international search can be carried out, specifically:  
Claims 9, 11, 14-15, 17, 20, and 22-24 are not clear because they refer to multiple dependent claims, which do not comply with PCT Rule 6.4(a). Therefore, claims 9, 11, 14-15, 17, 20, and 22-24 do not meet the requirement of PCT Article 6.
  
3. ☒ Claims Nos.: 4-8, 10, 12-13, 16, 18-19, 21, 25, 39-40  
because they are dependent claims and are not drafted in accordance with the second and third sentences of Rule 6.4(a).

## Box No. III Observations where unity of invention is lacking (Continuation of item 3 of first sheet)

This International Searching Authority found multiple inventions in this international application, as follows:

1. ☐ As all required additional search fees were timely paid by the applicant, this international search report covers all searchable claims.
  
2. ☐ As all searchable claims could be searched without effort justifying an additional fees, this Authority did not invite payment of any additional fees.
  
3. ☐ As only some of the required additional search fees were timely paid by the applicant, this international search report covers only those claims for which fees were paid, specifically claims Nos.:
  
4. ☐ No required additional search fees were timely paid by the applicant. Consequently, this international search report is restricted to the invention first mentioned in the claims; it is covered by claims Nos.:

### Remark on Protest

- ☐ The additional search fees were accompanied by the applicant's protest and, where applicable, the payment of a protest fee.
- ☐ The additional search fees were accompanied by the applicant's protest but the applicable protest fee was not paid within the time limit specified in the invitation.
- ☐ No protest accompanied the payment of additional search fees.

**INTERNATIONAL SEARCH REPORT**

Information on patent family members

International application No.

**PCT/US2014/029552**

Patent document cited in search report	Publication date	Patent family member(s)	Publication date
US 6317868 B1	13/11/2001	None	
US 2008-0289019 A1	20/11/2008	US 8627409 B2	07/01/2014
US 2009-0222792 A1	03/09/2009	US 8555380 B2	08/10/2013
EP 1458151 A1	15/09/2004	US 2004-0179502 A1	16/09/2004
		US 7512783 B2	31/03/2009
EP 1122640 A1	08/08/2001	EP 1252568 A2	30/10/2002
		US 2003-0046061 A1	06/03/2003
		US 7197739 B2	27/03/2007
		WO 2001-057653 A2	09/08/2001
		WO 2001-057653 A3	25/04/2002