



US00D396319S

United States Patent [19]

[11] Patent Number: **Des. 396,319**

Sutton

[45] Date of Patent: ****Jul. 21, 1998**

[54] **SCOREBOARD STYLE CEILING LAMP COVER**

[76] Inventor: **Ellis A. Sutton, 595 Paxton Ave., Calumet City, Ill. 60409**

[**] Term: **14 Years**

[21] Appl. No.: **68,372**

[22] Filed: **Apr. 8, 1997**

[51] **LOC (6) Cl. 26-05**

[52] **U.S. Cl. D26/128; D20/10; D26/73; D26/125**

[58] **Field of Search D26/128-137, D26/73, 97, 125, 72, 80-93; 362/806, 812; D20/10, 29; D10/46.1; D23/393, 387, 401, 373, 385; D15/122; 340/323 R**

[56] **References Cited**

U.S. PATENT DOCUMENTS

- D. 101,041 9/1936 Janssen .
- D. 254,695 4/1980 Bobrovniczky D26/118
- D. 334,077 3/1993 Dieperink et al. D26/77
- D. 365,409 12/1995 Lu D26/77
- D. 383,530 9/1997 Pearce et al. D26/73 X

1,922,517	8/1933	Amory	340/323
2,546,190	3/1951	Koppang et al.	240/51.11
4,433,363	2/1984	Weber	362/86
4,480,833	11/1984	Barcelow et al.	273/85 B
4,613,929	9/1986	Totten	362/150
4,641,448	2/1987	Cobb et al.	40/606
5,274,938	1/1994	McDonald et al.	40/617
5,341,121	8/1994	Rada	340/323 R

Primary Examiner—Susan J. Lucas
Attorney, Agent, or Firm—Potthast & Ring

[57] **CLAIM**

The ornamental design for a scoreboard style ceiling lamp cover, as shown and described above.

DESCRIPTION

FIG. 1 is a perspective view of the scoreboard style ceiling lamp cover;
 FIG. 2 is a front elevational view thereof;
 FIG. 3 is a rear elevational view thereof;
 FIG. 4 is a top plan view thereof;
 FIG. 5 is a bottom plan view thereof;
 FIG. 6 is a right side elevational view thereof; and,
 FIG. 7 is a left side elevational view thereof.

1 Claim, 4 Drawing Sheets

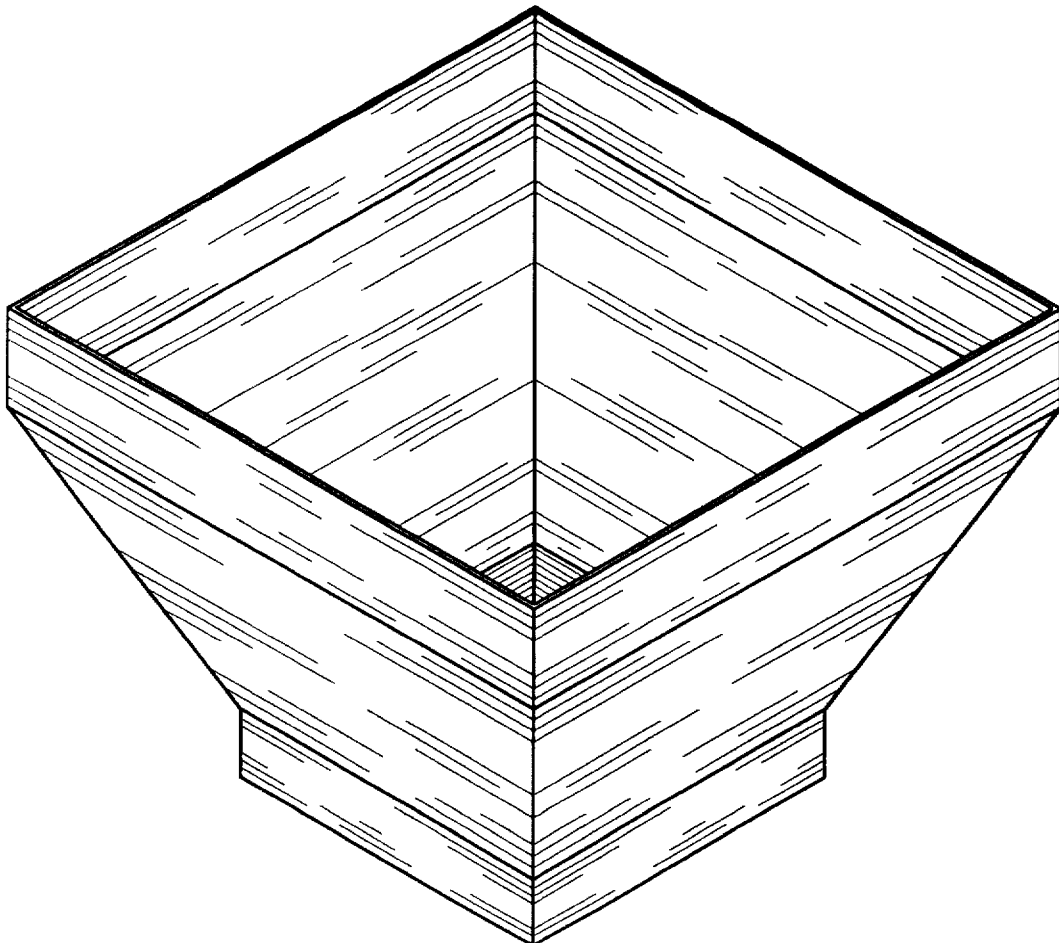


Fig.1

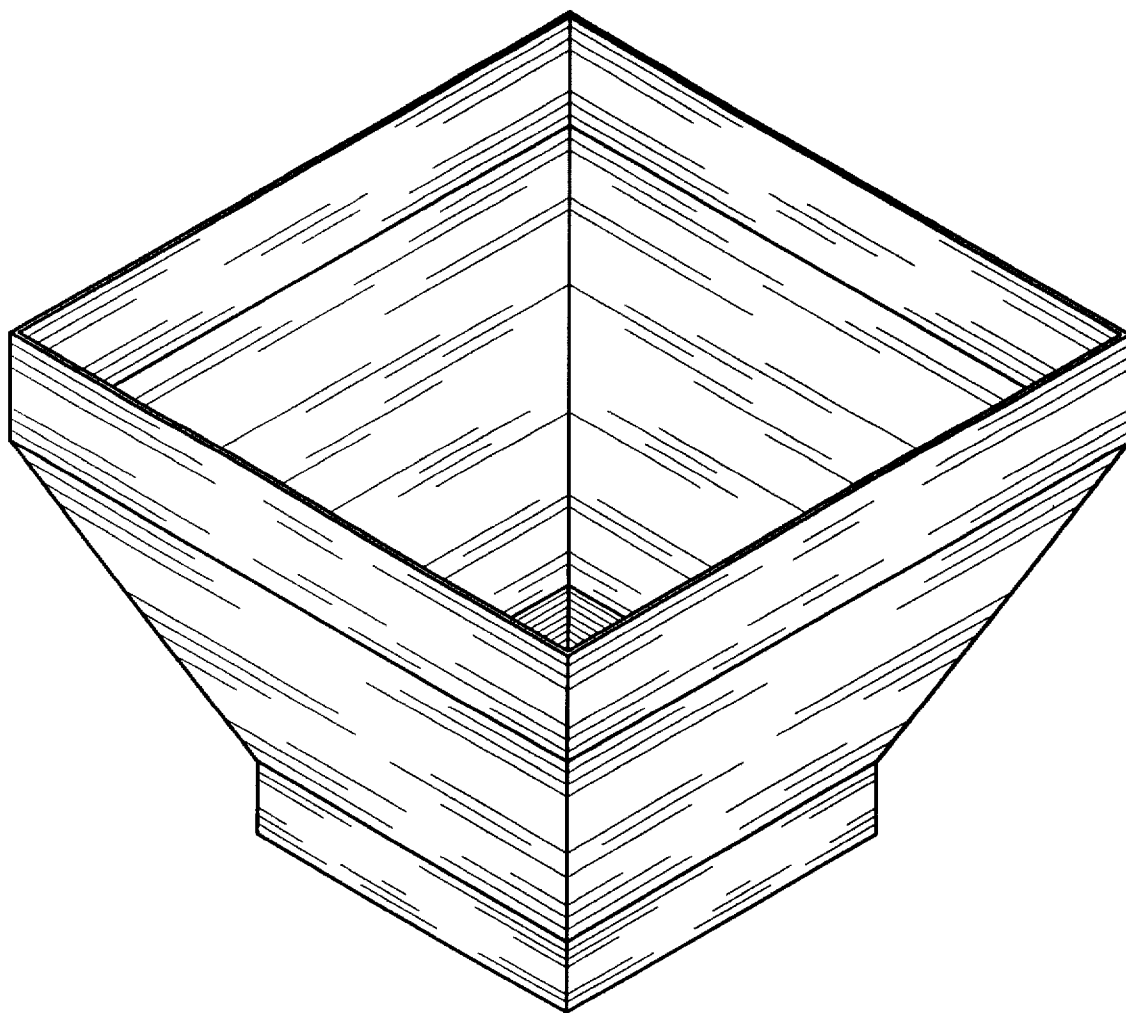


Fig. 2

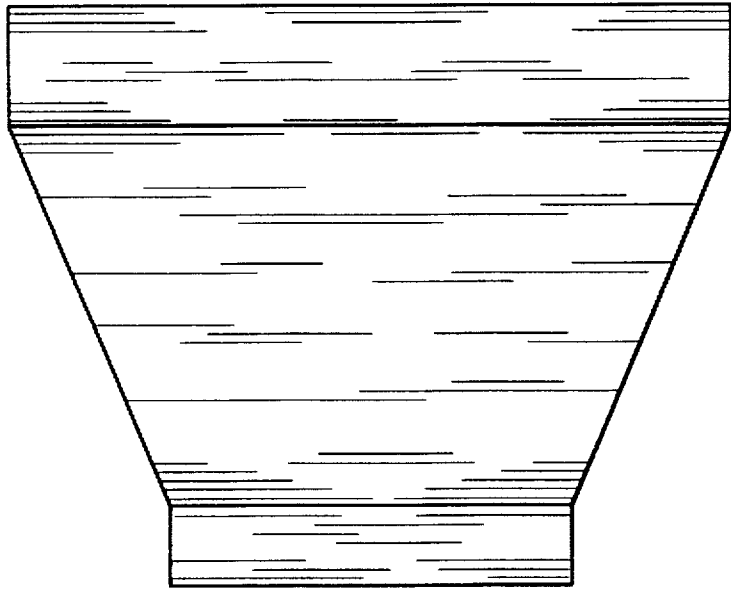


Fig. 3

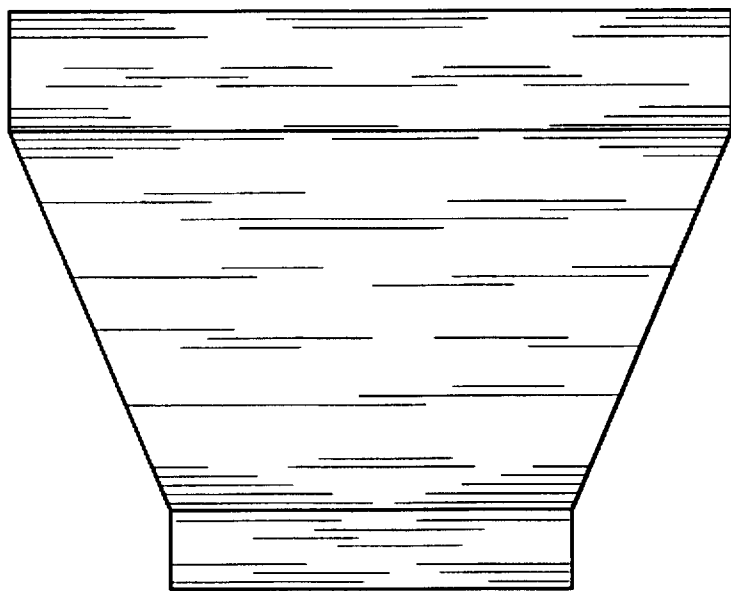


Fig. 4

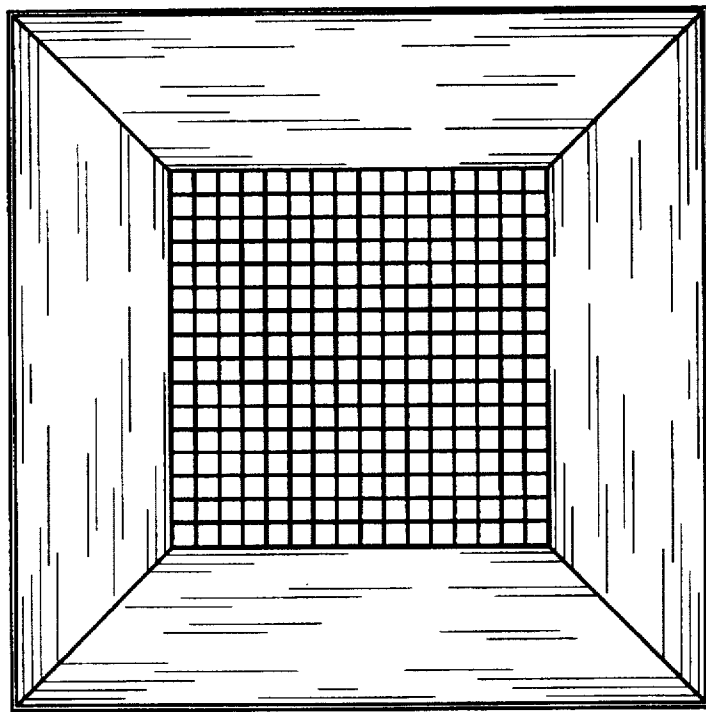


Fig. 5

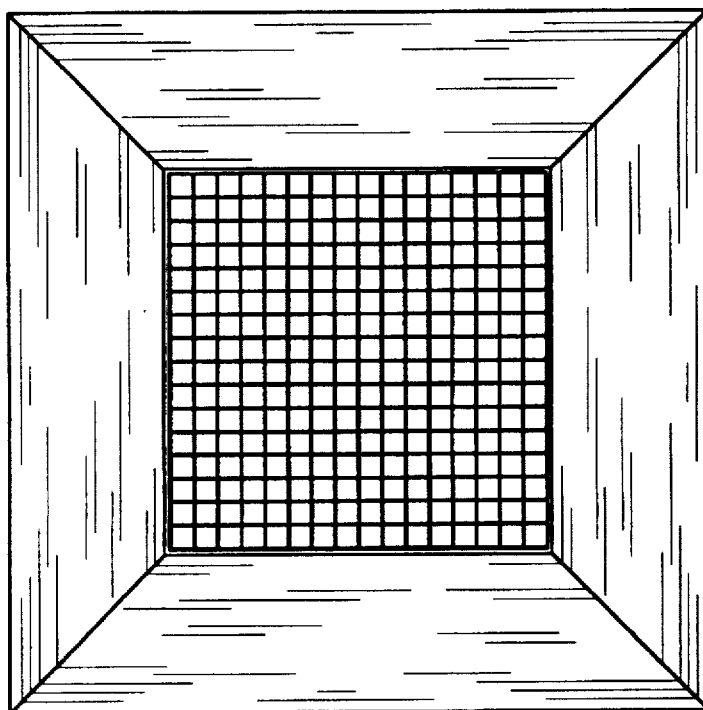


Fig.6

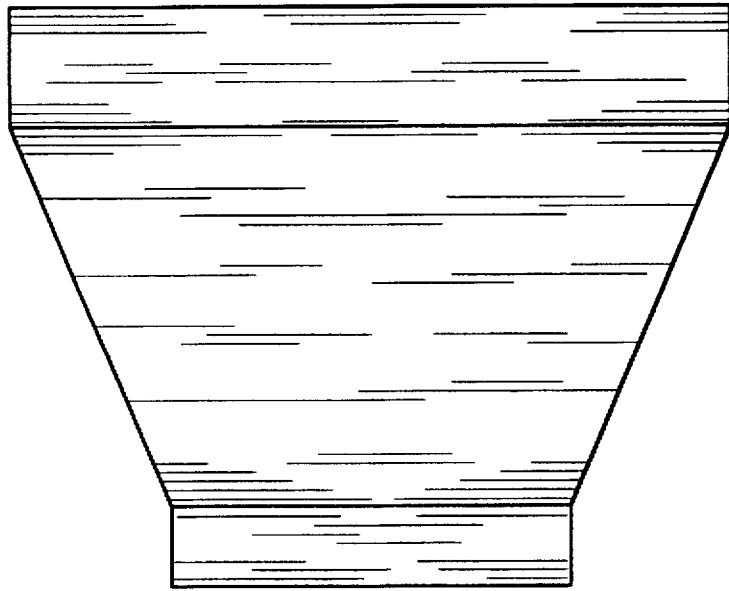


Fig.7

