

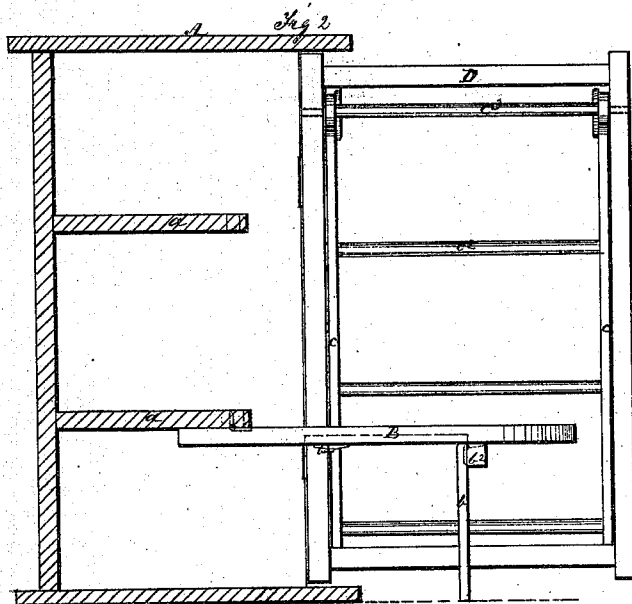
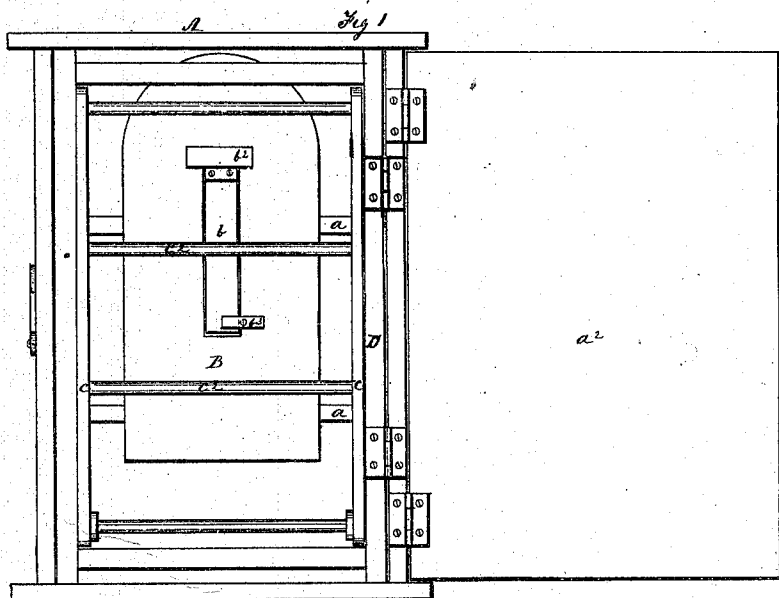
2. Sheets. Sheet 1.

S. T. McDougall,

Clothes Frame.

No. 112,614.

Patented Mar. 14, 1871.



H. W. Kenley
T. J. Chaudan

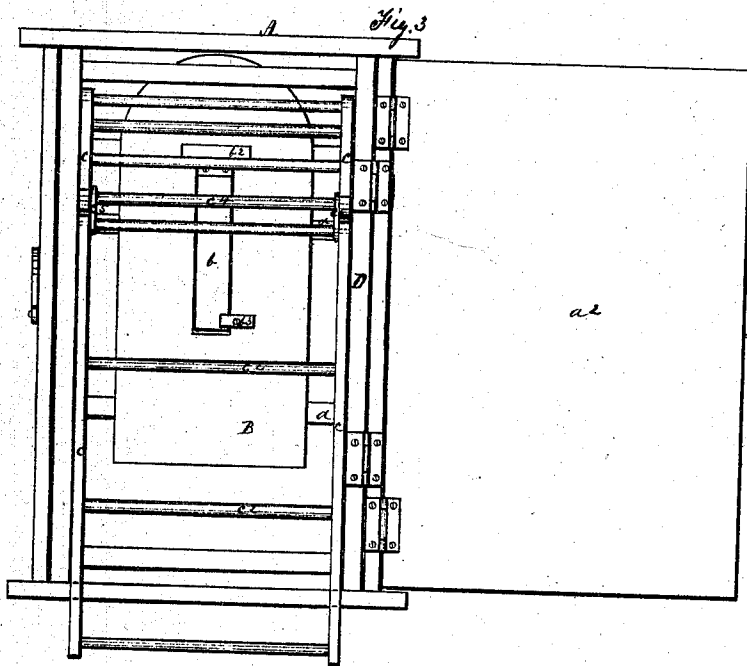
S. T. McDougall, by his attys
A. Libbey Doane

S. J. McCougall, *2. Streets, Street 2.*

Clothes Frame,

No. 112,614.

Patented Mar. 14, 1871.



H. W. Henley
T. F. Sheridan

S. J. McCougall, by his atty
Adelney, Drane

United States Patent Office.

SAMUEL T. McDOUGALL, OF BROOKLYN, NEW YORK.

Letters Patent No. 112,614, dated March 14, 1871.

IMPROVEMENT IN COMBINED CLOTHES-RECEPTACLES, IRONING-BOARDS, AND DRIERS.

The Schedule referred to in these Letters Patent and making part of the same.

To all whom it may concern:

Be it known that I, SAMUEL T. McDOUGALL, of Brooklyn, Kings county, New York, have invented, made, and applied to use a Combined Clothes-Receptacle, Ironing-Board, and Clothes-Drier; and that the following is a full, clear, and correct description thereof, reference being had to the accompanying drawing making part of this specification and to the letters of reference marked thereon, in which—

Figure 1 is a front view of my invention, the door being shown open.

Figure 2 is a cross-section of the same, the ironing board and drier being extended for use.

Figure 3 is a front view of the same, the drier being extended.

In the drawing, like parts of the invention are designated by the same letters of reference.

The nature of the present invention consists in the construction, as more fully hereinafter set forth, of a combined clothes-receptacle, ironing-board, and clothes-drier, the object of the invention being to provide a new and useful article for use in the household, which shall occupy little room, can be easily transported, and is afforded to the consumer at a moderate cost.

To enable those skilled in the arts to make and use my invention, I will describe its construction and operation.

A shows a receptacle for clothes or other articles, which receptacle may be made of wood or any suitable material, of the proper shape for the purpose intended, and is provided upon its interior with the shelves *a*, and upon one side of which is hinged a door, *a'*, which can be opened or closed, as desired.

Both the upper and lower shelves *a* are slotted, to allow the ironing-board *B* and clothes-drier *C* to be folded up and received within the receptacle *A*, the ironing-board *B* being hinged at its lower end to the lower shelf of the receptacle *A*.

B shows an ironing-board, upon which, when extended, clothes may be ironed, hinged at its lower end to the lower shelf *a* of the receptacle *A*, and made sufficiently long to allow it to be folded within the receptacle *A*, as shown in figs. 1 and 3 of the drawing.

This ironing-board *B* is grooved upon its under side, to allow a support, *b*, to be hinged at one end within the grooved portion of the board *B*, a stop, *b'*, being secured upon the under side of the board near the point of hinging the support *b* to the board, to retain the support *b* in position when let down, while a button, *b''*, may be fastened to the under side of the board *B*, to keep the support in position, when closed, within the grooved portion of the board.

C shows the clothes-drier, composed in the present instance of a series of side strips, *c*, supporting a se-

ries of cross-strips, *c'*, one frame thus formed occupying, when the drier is opened, a horizontal position, while a second frame, formed in the same manner, shall occupy a vertical position.

The horizontal frame is hung at one end upon a rod, *c''*, inserted in the upper end of a frame-work, *D*, hinged upon one side of the receptacle *A*, so that it may be closed within the receptacle *A* and still allow the door *a'* to be closed freely.

To the opposite end of the side strips *c* a rod, *c''*, is attached, over which are passed and secured the plates *c''*, through the forward ends of which a second rod is passed, its ends projecting beyond the plates *c''* and receiving the ends of the side strips *c*, employed, in connection with the cross strips, to form the vertical frame, the side strips being free to move upon this rod so as to allow the second frame to be folded directly beneath the first one.

The horizontal frame used may, after the second frame has been placed parallel with it, be turned inward or downward into a vertical position, and thus be closed within the frame *D* when desired, carrying with it the second frame previously folded beneath it.

Such being the construction, the operation will be readily understood.

The shelves of the receptacle are intended to receive clothes or other articles that may be placed there.

The ironing-board, when in use, is turned down from the vertical position it occupies when closed, as seen in figs. 1 and 3 of the drawing, into the horizontal position shown in fig. 2, and the support is withdrawn from within the grooved portion of the board and serves to hold the board in position.

The frame *D*, after the horizontal and vertical frames *C* have been withdrawn and unfolded from within it, may be opened to its full extent, and the frames may then be used for drying clothes.

Thus it will be seen that a new and useful article for household use is produced, which will occupy but little room when not in use, can be readily moved or packed for transportation, and can be afforded at a moderate cost.

Having thus set forth my invention,

What I claim as new, and desire to secure by Letters Patent, is—

The combination of the receptacle *A*, board *B*, and drier *C*, when the same shall be constructed and operate substantially as and for the purposes set forth.

S. T. McDOUGALL.

Witnesses:

A. SIDNEY DOANE,
WM. HASTINGS.