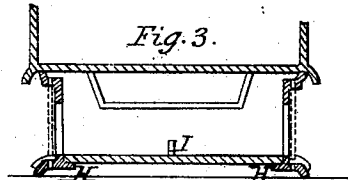
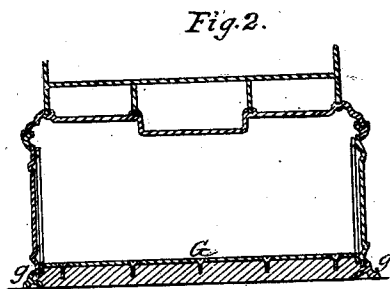
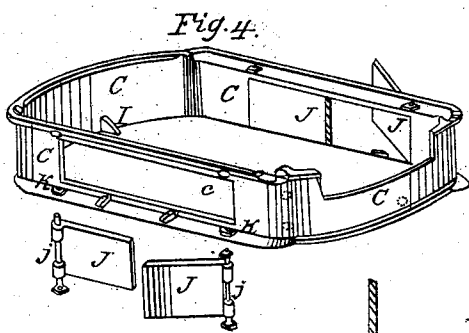
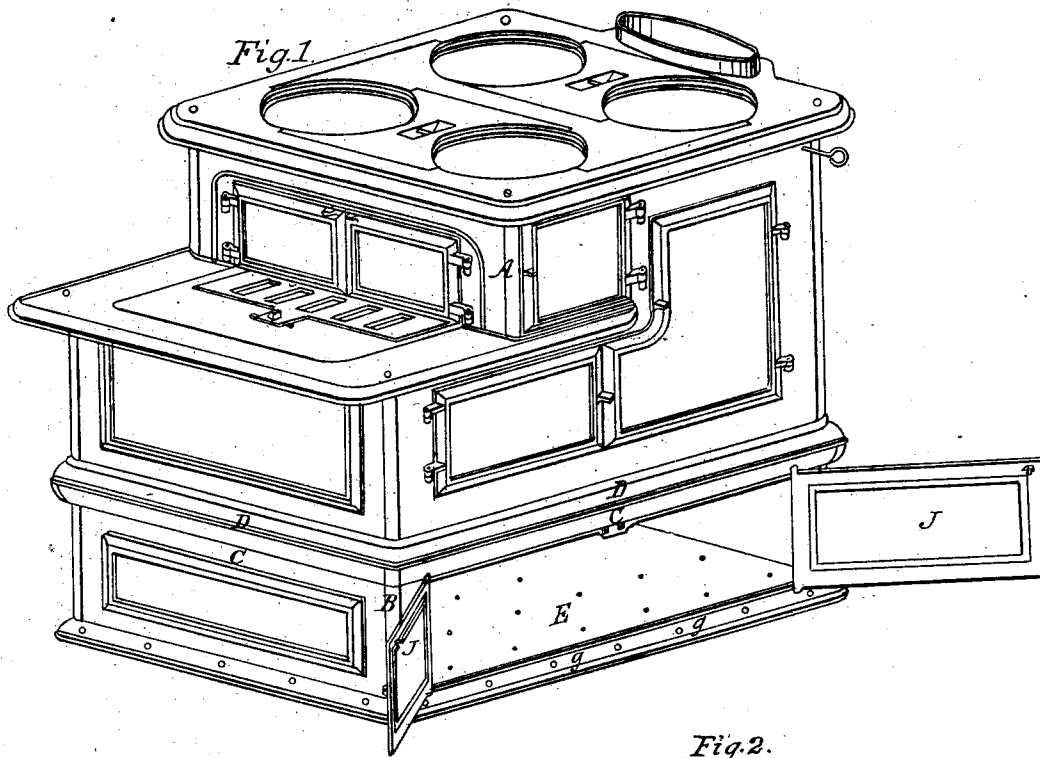


W. C. DAVIS.
Cooking Stove.

No. 69,902.

Patented Oct 15, 1867.



Witnesses.
Samuel Knight
Frank Millward

Inventor.
W. C. Davis
By Knight Bros.
Atys.

United States Patent Office.

WILLIAM C. DAVIS, OF CINCINNATI, OHIO.

Letters Patent No. 69,902, dated October 15, 1867.

IMPROVEMENT IN COOKING-STOVES.

The Schedule referred to in these Letters Patent and making part of the same.

TO WHOM IT MAY CONCERN:

Be it known that I, WILLIAM C. DAVIS, of Cincinnati, of Hamilton county, Ohio, have invented a new and useful Improvement in Cooking-Stoves; and I hereby declare the following to be a full, clear, and exact description thereof, reference being had to the following drawings, making part of this specification.

My invention consists in the provision, underneath a customary cast-iron cooking-stove, of a base or pedestal, which, besides serving to support the stove proper more securely than the customary legs can do, utilizes a space now, worse than useless, because a receptacle for dust, and so forth, the said base or pedestal being provided with a suitable door or doors, so as to form a close chamber or closet, adapted to conserve the heat radiating from the stove-bottom proper at the part where it is needed most, and from which in the ordinary arrangement it is lost, and to form a convenient receptacle for keeping victuals warm and free from dust, drying fruit, kindling, etc., warming plates for the table, raising dough, and so forth.

Figure 1 is a perspective view of a common portable cooking-stove, supported on my improved base or pedestal.

Figure 2 is a transverse section of the base or pedestal and a portion of the superincumbent stove proper.

Figure 3 is a transverse section showing a modification.

Figure 4 is a perspective view of my base or pedestal detached.

A represents the stove proper, provided with customary descending and reverted flues *a a'*. In place of the customary legs I support the stove proper on a base or pedestal, B, whose sides, C, preferably of cast iron, are suitably interlocked or otherwise secured together, and are also interlocked with the stove proper by means of suitable flanges or projections, D. The floor or bottom E may be of cast or wrought iron or other metal, or even of wood, as F, fig. 2, or of tile. When of metal the plates may be secured by ledges H and lugs I, (see fig. 3,) in the usual way of securing horizontal plates of stoves. When the bottom is of wood (see fig. 4) its lower surface may be flush with the lower edges of the pedestal, and its upper surface may be covered with a sheet, G, of zinc, tinned iron, or other sheet metal, secured by wood-screws *g*, figs. 1 and 2. One or more of the sides C has openings *c*, closable by doors J, whose pivots *j'* occupy sockets K provided in the said sides, or the doors may be hinged to the said sides in any customary manner.

Among a number of obvious advantages of my pedestal the following may be cited: The stove is supported much more securely than it ever is by the ordinary legs, which are liable to be dislodged or broken by the impact of brooms, fire-wood, and so forth. Instead of a useless and troublesome harbor for dirt and vermin the space under the stove is made valuable for several purposes. The heat is retained in that part of the baking-oven most subject to be suddenly cooled. Without taking up any additional room the closet B affords a convenient appliance for keeping meat and other edibles warm and free from dust and prowling animals, for raising dough and batter, warming plates and dishes for the table, drying fruit, kindling, etc. It also serves to protect the floor of the room from the heat radiating from the stove-bottom proper.

To recapitulate: the described base or pedestal serves the purpose of feet, forms a support more safe and permanent than feet; utilizes space and heat under the stove, heretofore wasted; prevents accumulation of dirt under the stove; forms a convenient receptacle for keeping victuals warm and free from dust, drying fruit, warming plates for the table, raising bread, etc.; is warmed by the heat radiated from the bottom of the stove, and which, being thus retained, facilitates baking.

The warming-oven may be made with a wooden bottom, or a wooden bottom covered with metal, or a metallic bottom. The bottom E of the closet serves to prevent the undue escape of heat from the under part of the stove proper, and to protect the floor of the room or apartment from becoming warped or scorched by said heat. It also protects the closet from draughts, dust, effluvia, &c., arising from the floor. A cooking-stove thus constructed takes up no more room than one of the common form.

I have selected to illustrate my improvement a form successfully adopted by me, but various modifications are obviously possible without departing from the essential features of the invention; to wit, a warming-chamber is provided with suitable door or doors and a floor, and underneath the stove proper, and devoid of flue or other communication therewith, which chamber serves as the sole support of the stove proper; for example, the sides

of the base or pedestal may be formed of continuations of the stove sides, or by projections from the bottom plate thereof.

I am aware that a warming-space or enclosure under a stove is old, and therefore make no claim to such broadly, but such have been either merely inaccessible hot-air jackets, or, where accessible, have lacked either a floor or enclosing doors.

I claim herein as new, and of my invention—

The base or pedestal B, forming a completely-enclosed closet or chamber, having one or more doors, J, a floor, E, and interlocking flanges D, and being adapted to take the place of the customary legs or feet of an ordinary cast cooking-stove, as set forth.

In testimony of which invention I hereunto set my hand.

W. C. DAVIS.

Witnesses:

GEO. H. KNIGHT,
JAMES H. LAYMAN.