



US00D551399S

(12) **United States Design Patent**  
**Harper et al.**

(10) **Patent No.:** **US D551,399 S**

(45) **Date of Patent:** **\*\* Sep. 18, 2007**

(54) **PET KENNEL**

(75) Inventors: **Mike Harper**, Saginaw, TX (US); **Scott Skurdalsvold**, Mansfield, TX (US); **Ralph VanSkiver**, Mansfield, TX (US)

(73) Assignee: **Doskocil Manufacturing Company, Inc.**, Arlington, TX (US)

(\*\*) Term: **14 Years**

(21) Appl. No.: **29/242,900**

(22) Filed: **Nov. 16, 2005**

(51) **LOC (8) Cl.** ..... **30-02**

(52) **U.S. Cl.** ..... **D30/108**

(58) **Field of Classification Search** ..... D30/108,  
D30/110-112, 117-119, 161; 119/28.5, 161-170,  
119/482, 496-499, 502, 512-513, 712  
See application file for complete search history.

(56) **References Cited**

**U.S. PATENT DOCUMENTS**

D300,965 S	5/1989	Conner
D300,966 S	5/1989	Conner
D300,967 S	5/1989	Conner
D300,968 S	5/1989	Conner
4,852,520 A	8/1989	Goetz
D308,429 S	6/1990	VanSkiver
D312,333 S	11/1990	VanSkiver
D314,251 S	1/1991	VanSkiver
5,154,137 A	10/1992	Stanaland
D361,175 S	8/1995	VanSkiver
5,462,015 A	10/1995	Murphy

D364,712 S	11/1995	Murphy et al.
D367,732 S	3/1996	Murphy et al.
D367,733 S	3/1996	Paxman et al.
D374,510 S	10/1996	Barreto, III et al.
6,182,611 B1	2/2001	Marchioro
D445,222 S *	7/2001	Ross ..... D30/108
6,427,631 B1	8/2002	Ross
D470,628 S	2/2003	Kinder et al.
D471,676 S	3/2003	Kinder et al.
2003/0116098 A1	6/2003	Chrisco et al.
2004/0139922 A1	7/2004	Kost et al.

**OTHER PUBLICATIONS**

“Pet Specialty Pet Carriers” Product Advertising Brochure, Doskocil Manufacturing Company, Inc., Copyright 1998.

\* cited by examiner

*Primary Examiner*—Cathy Anne MacCormac

(74) *Attorney, Agent, or Firm*—Locke, Liddell & Sapp, LLP

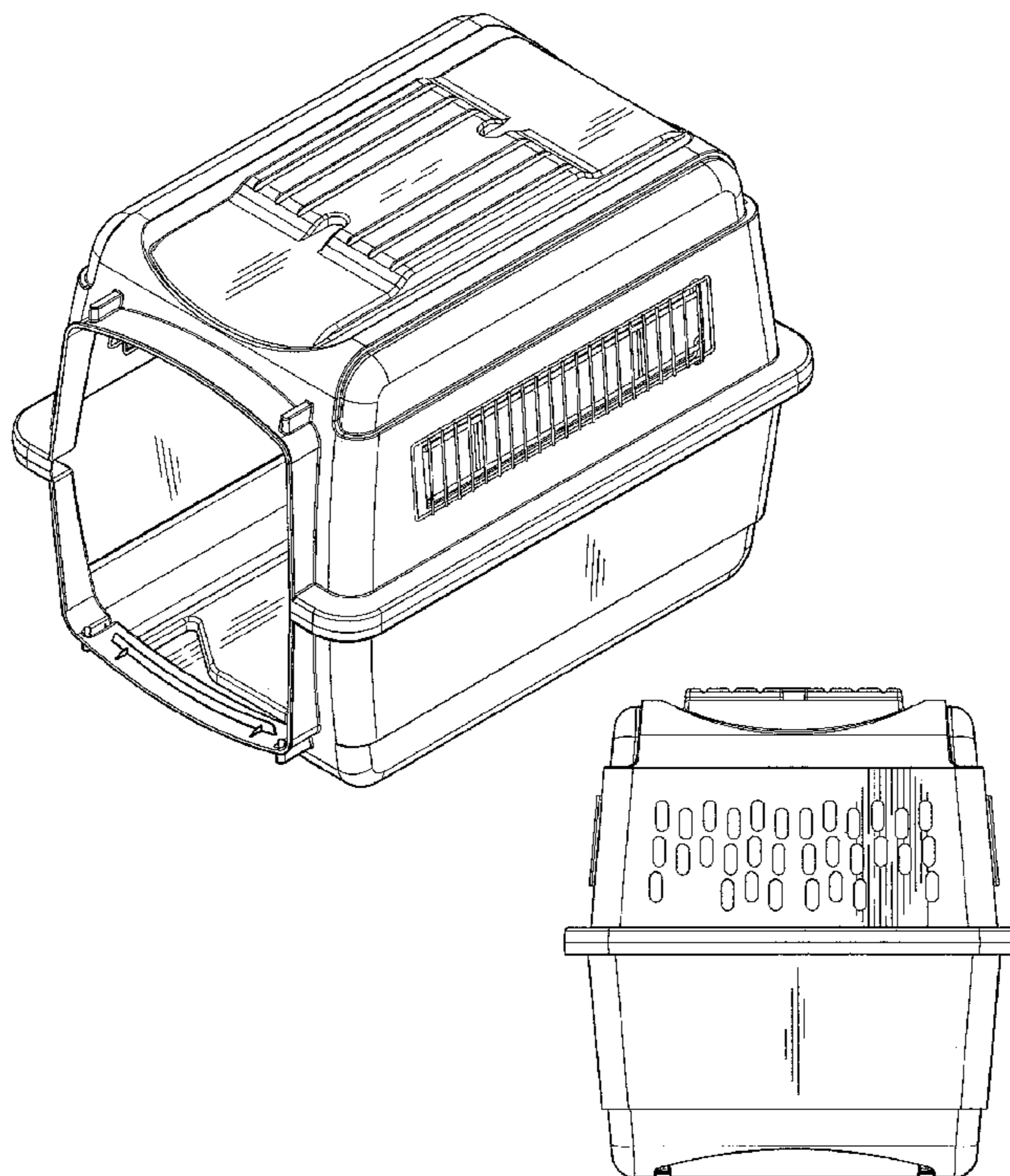
(57) **CLAIM**

The ornamental design for a pet kennel, as shown and described.

**DESCRIPTION**

FIG. 1 is a perspective view of a pet kennel;  
FIG. 2 is a front elevational view thereof;  
FIG. 3 is a rear elevational view thereof;  
FIG. 4 is a top plan view thereof; and,  
FIG. 5 is a right side elevational view, the left side elevational view being a mirror image thereof.

**1 Claim, 2 Drawing Sheets**



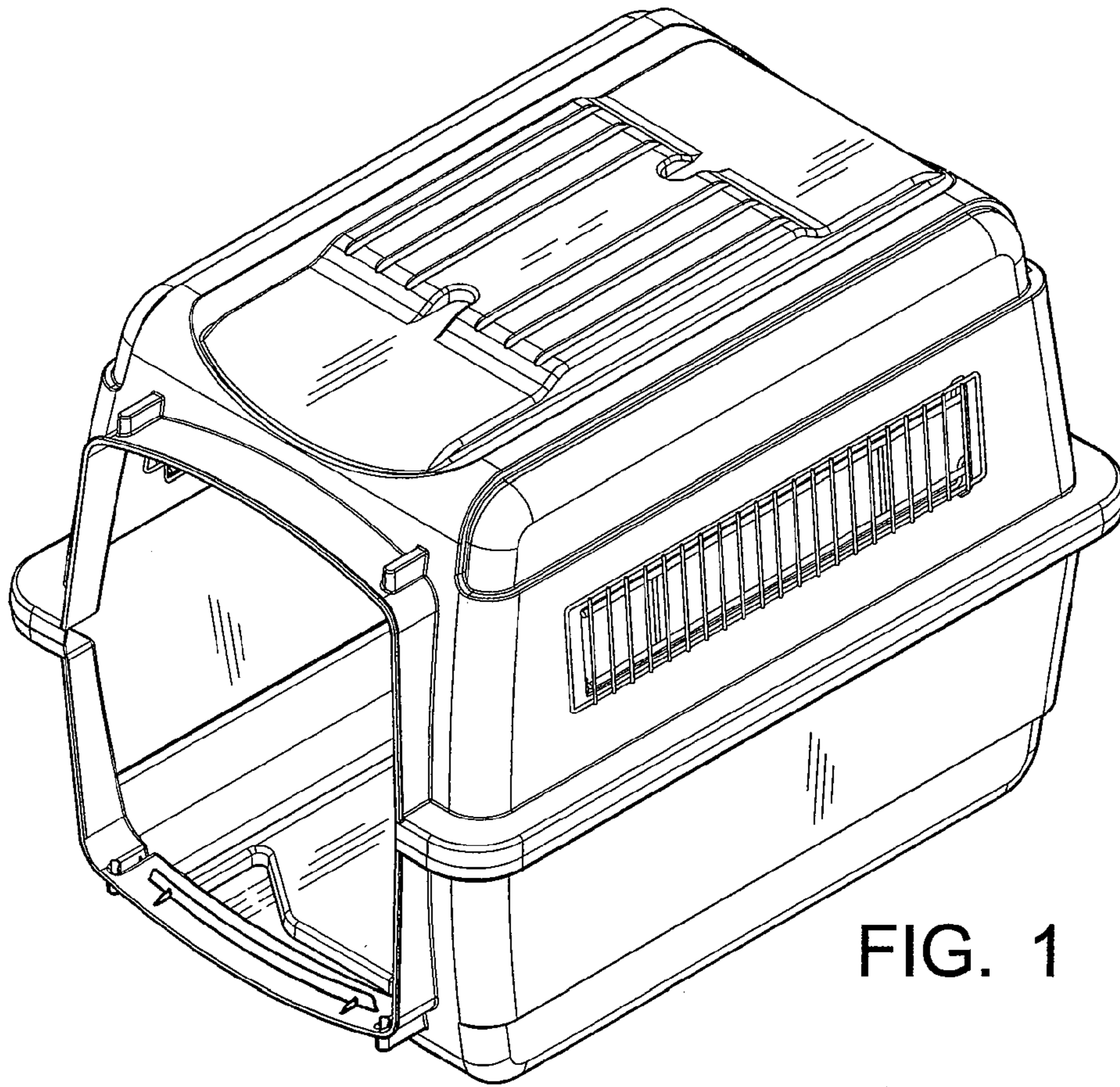


FIG. 1

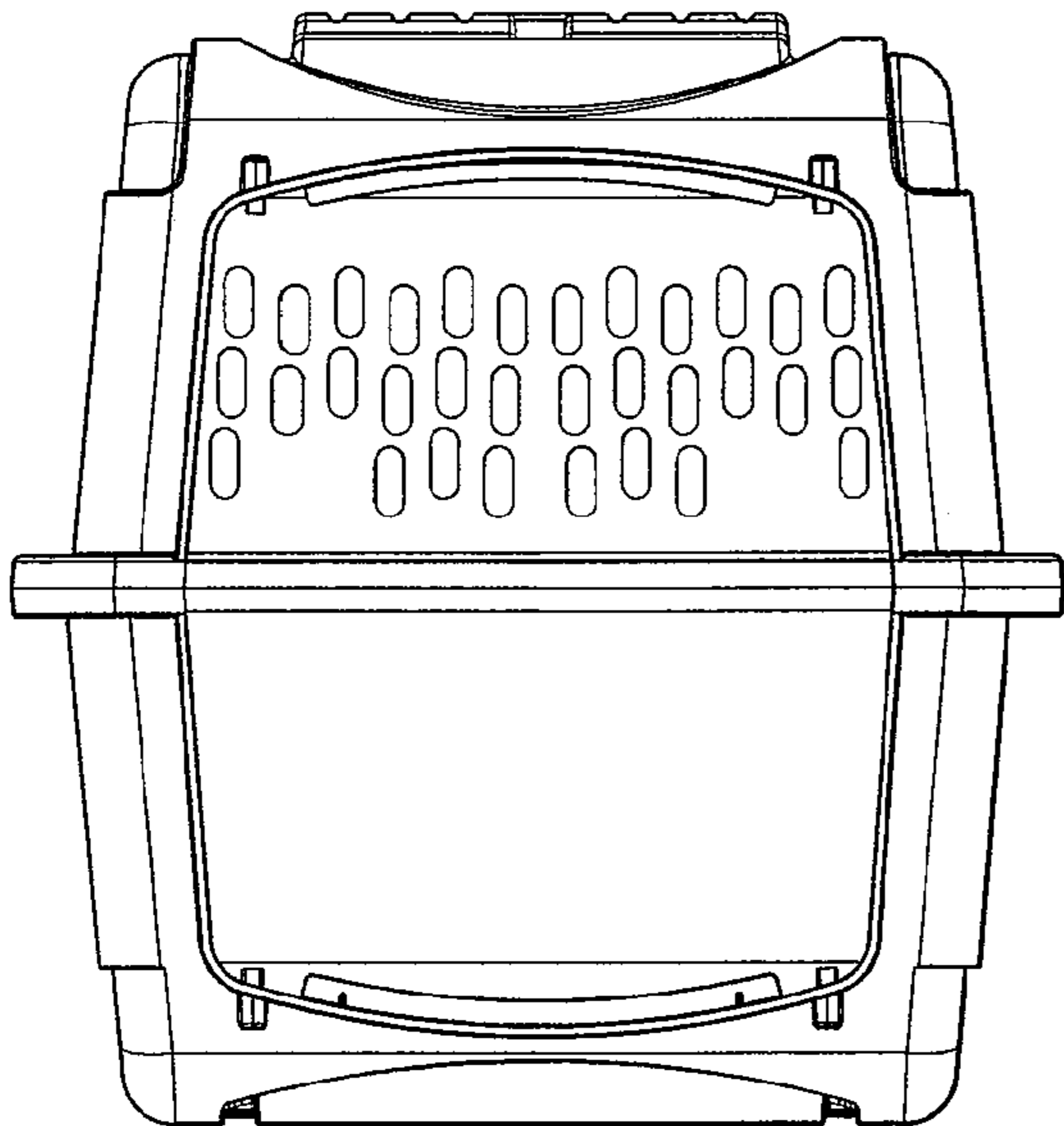


FIG. 2

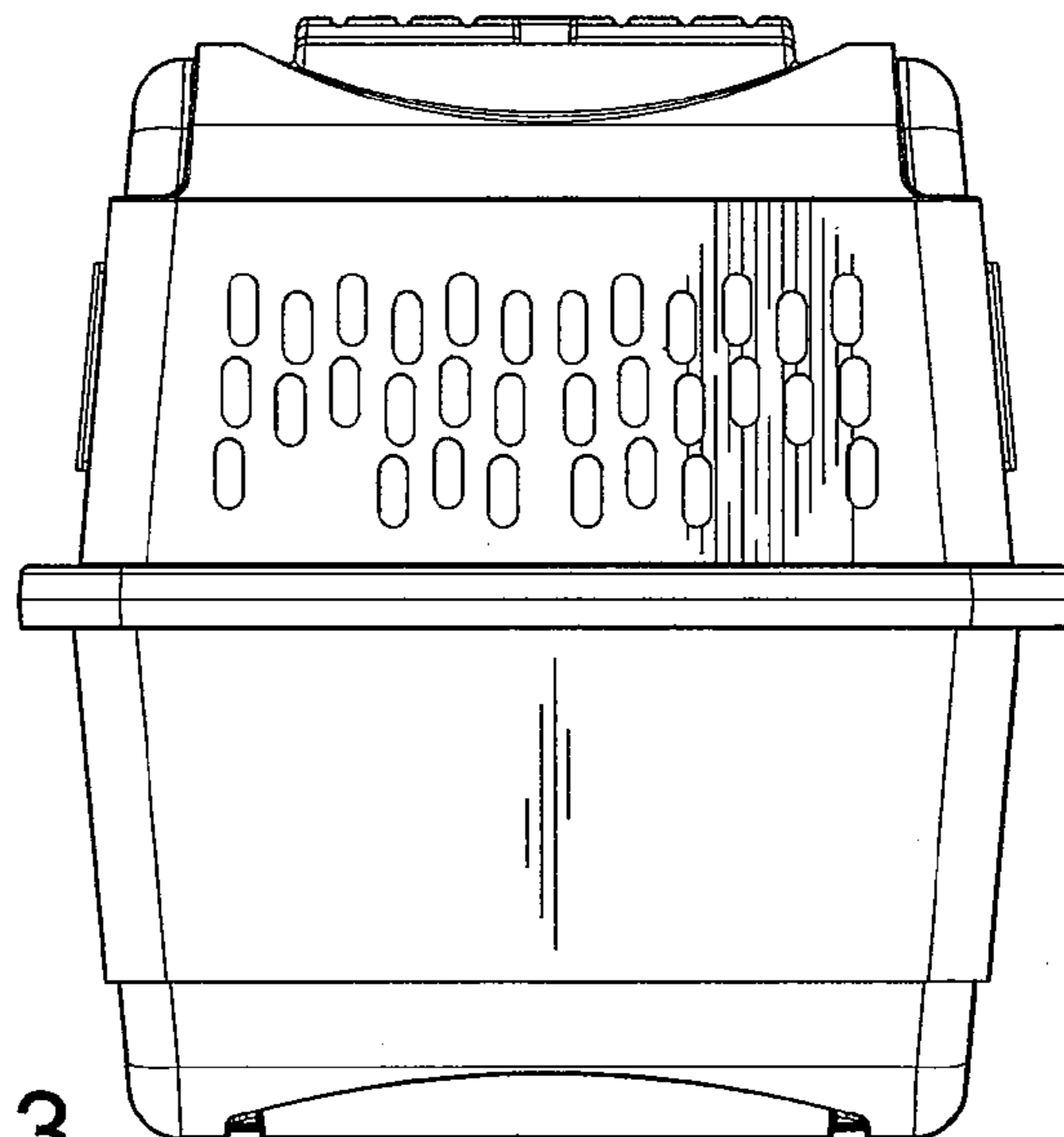


FIG. 3

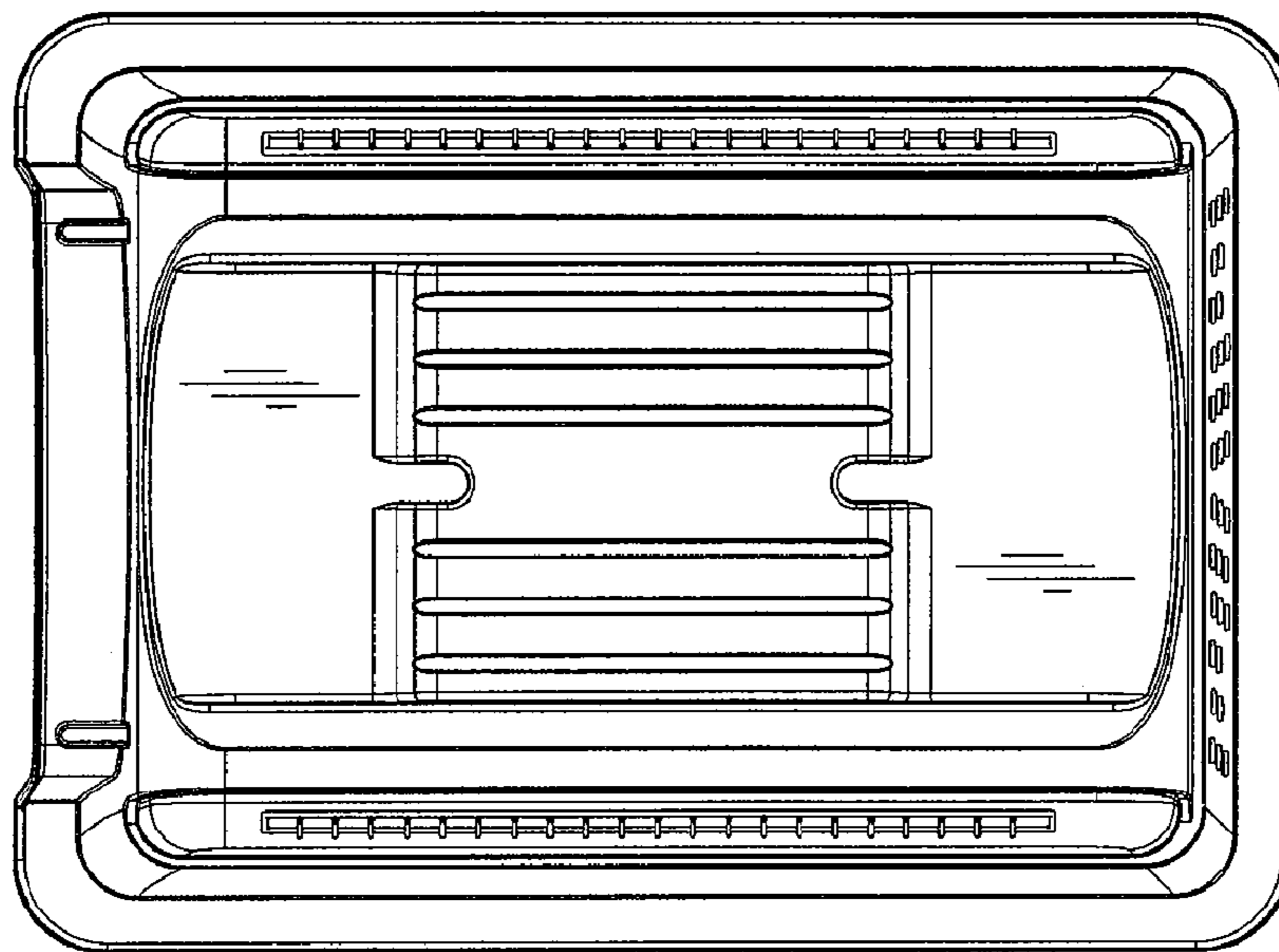


FIG. 4

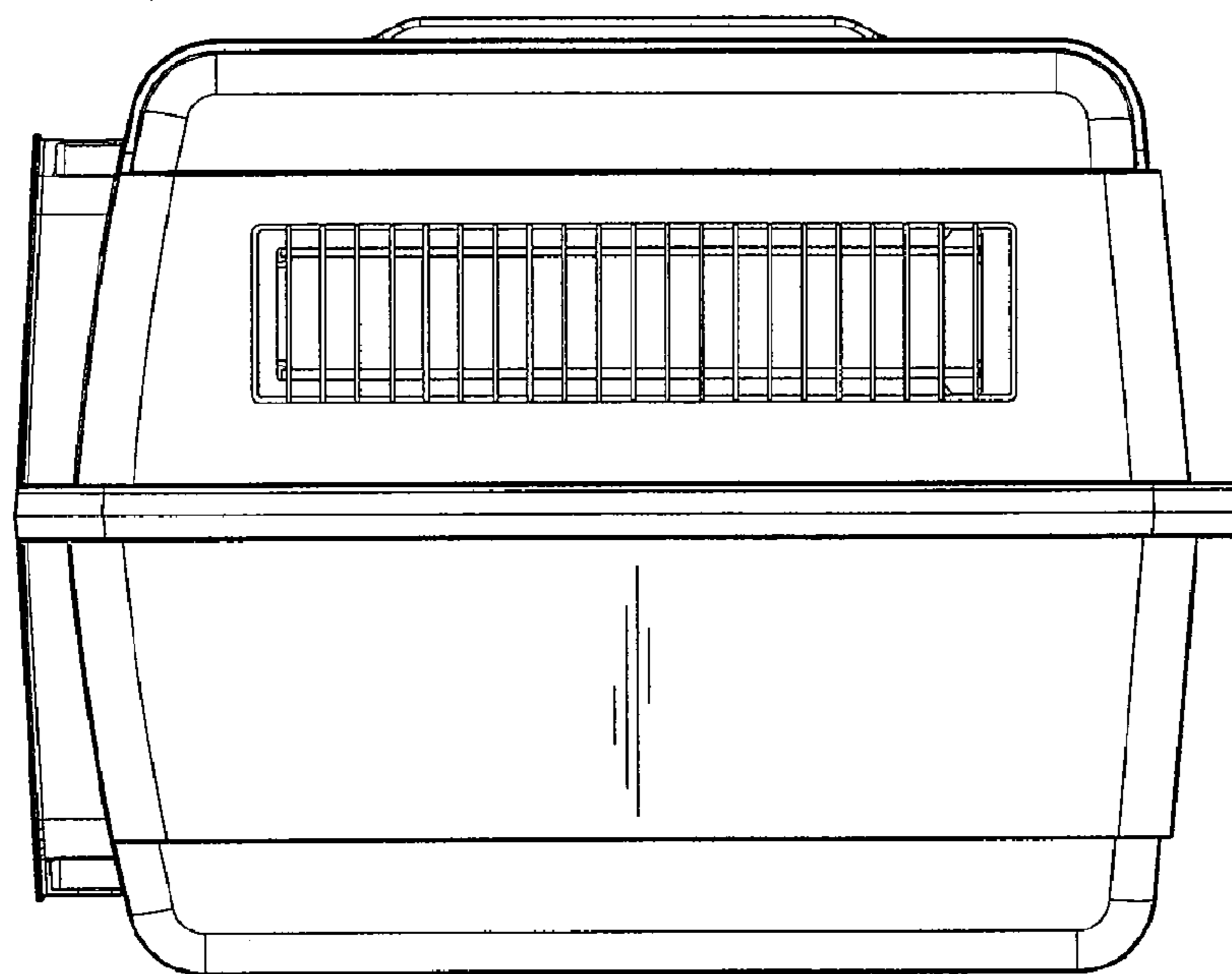


FIG. 5