



US00D710820S

(12) **United States Design Patent**
Poandl

(10) **Patent No.:** **US D710,820 S**

(45) **Date of Patent:** **** Aug. 12, 2014**

(54) **MEDIA DOCKING CLOCK RADIO**

(71) Applicant: **Mary Beth Poandl**, Red Bank, NJ (US)

(72) Inventor: **Mary Beth Poandl**, Red Bank, NJ (US)

(73) Assignee: **SDI Technologies, Inc.**, Rahway, NJ (US)

(**) Term: **14 Years**

(21) Appl. No.: **29/471,260**

(22) Filed: **Oct. 30, 2013**

(51) **LOC (10) Cl.** **14-03**

(52) **U.S. Cl.**
USPC **D14/171**

(58) **Field of Classification Search**
CPC G04G 17/00; G04G 17/08; G04G 21/04;
G11B 31/003; H04B 1/06; H04B 1/08;
H04B 1/086; H04M 1/04; H04M 1/21;
H04R 2203/00; H04R 2400/00; H04W 4/02;
H04W 4/06
USPC D14/137, 155, 168, 170, 171, 188,
D14/193-198, 203.1-203.8, 204, 208,
D14/209.1, 210-217, 221, 224.1, 251, 496;
D10/2, 15; 312/7.1; 369/6-12;
370/342-344; 455/90.1-90.3,
455/344-351; 361/814; 368/10, 316, 317;
D13/107, 108

See application file for complete search history.

(56) **References Cited**

U.S. PATENT DOCUMENTS

D510,618 S *	10/2005	Dooley	D23/335
D561,166 S *	2/2008	Skurdal	D14/171
D577,001 S *	9/2008	Garrett	D14/168
D616,412 S *	5/2010	Garrett	D14/171
D639,274 S *	6/2011	Garrett	D14/209.1
D642,154 S *	7/2011	Poandl	D14/171
D644,627 S *	9/2011	Garrett	D14/214
D658,151 S *	4/2012	Joseph	D14/171
D659,676 S *	5/2012	Aquillano et al.	D14/214
D676,412 S *	2/2013	Holzer	D14/171
D679,678 S *	4/2013	Uesugi	D14/213

* cited by examiner

Primary Examiner — Keli L Hill

(74) *Attorney, Agent, or Firm* — Ostrolenk Faber LLP

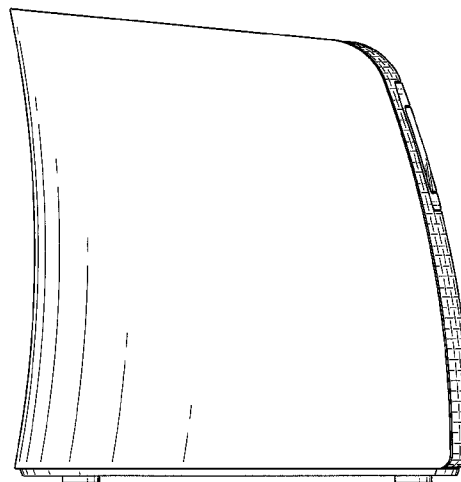
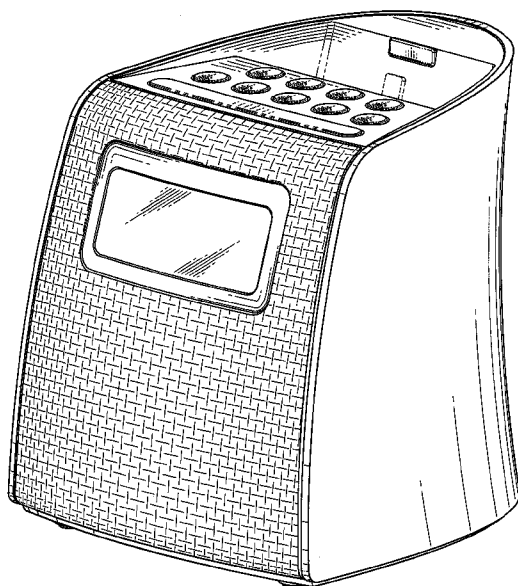
(57) **CLAIM**

The ornamental design for a media docking clock radio, as shown and described.

DESCRIPTION

FIG. 1 is a front, top, right side perspective view of a media docking clock radio showing my new design;
FIG. 2 is a front view thereof;
FIG. 3 is a rear view thereof;
FIG. 4 is a top view thereof;
FIG. 5 is a bottom view thereof;
FIG. 6 is a left side view, the right side view being a mirror image; and,
FIG. 7 is a sectional view thereof.
The uniform length broken lines illustrate environmental material and are not part of the claimed design.

1 Claim, 7 Drawing Sheets



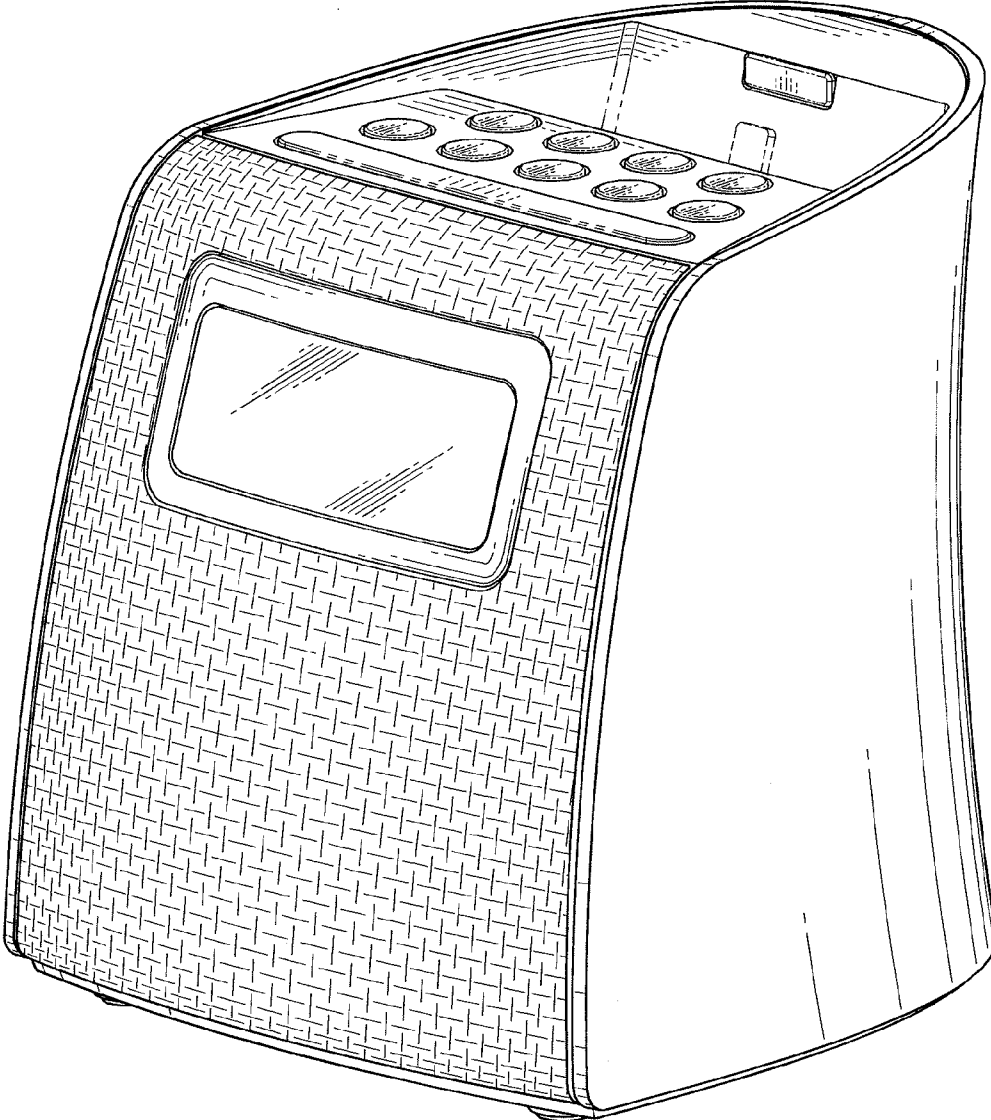


FIG. 1

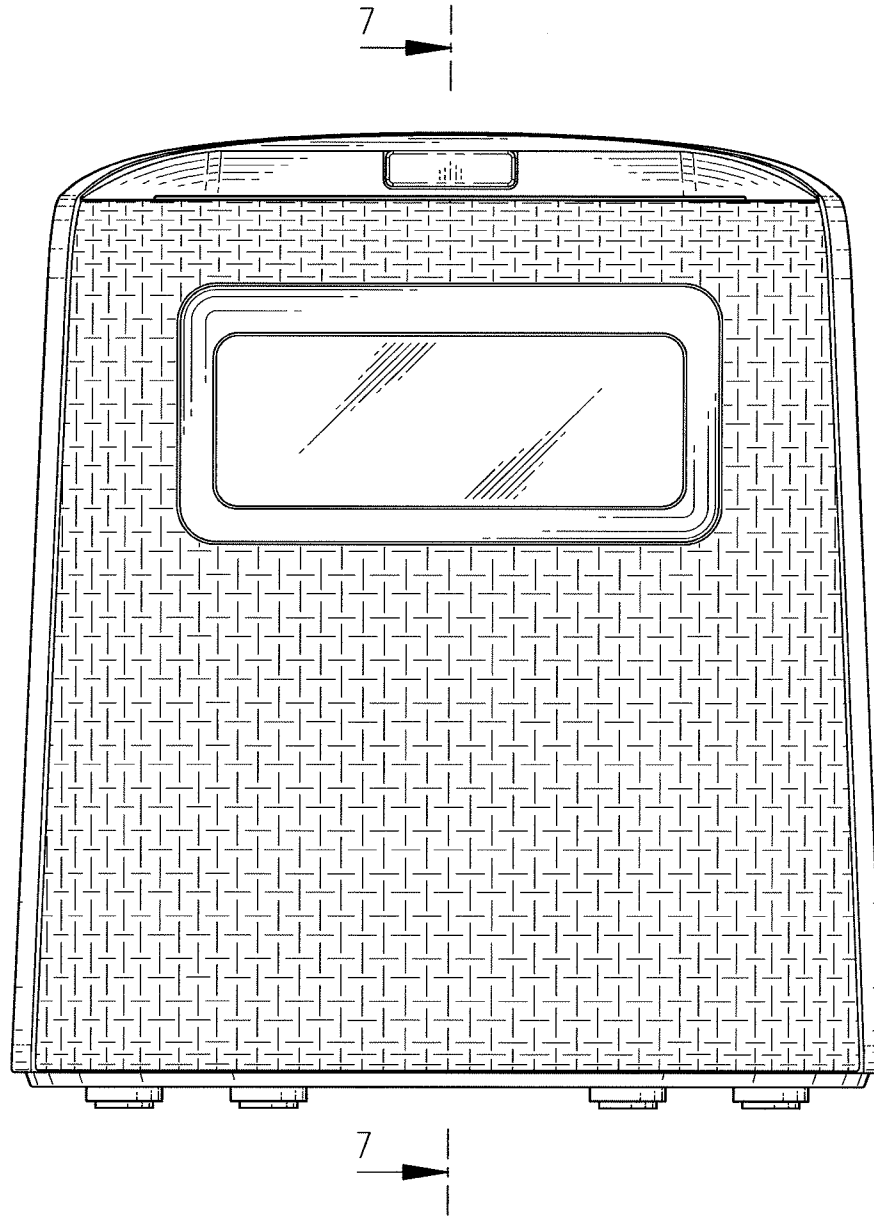


FIG. 2

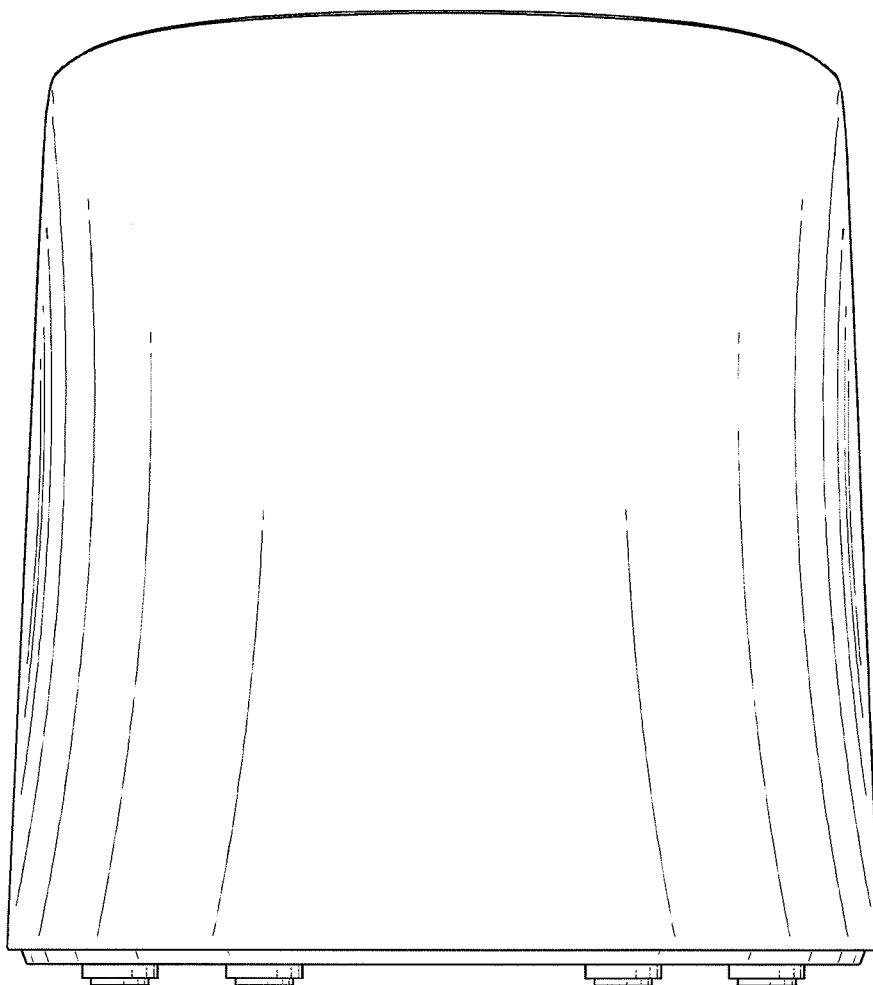


FIG. 3

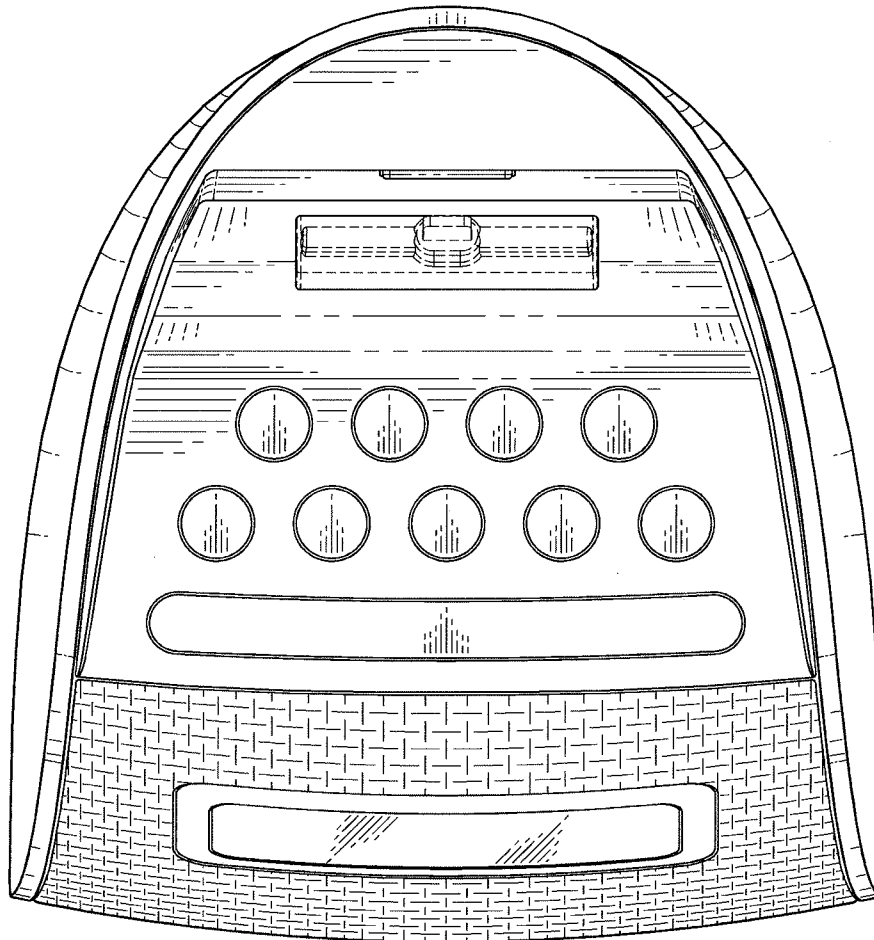


FIG. 4

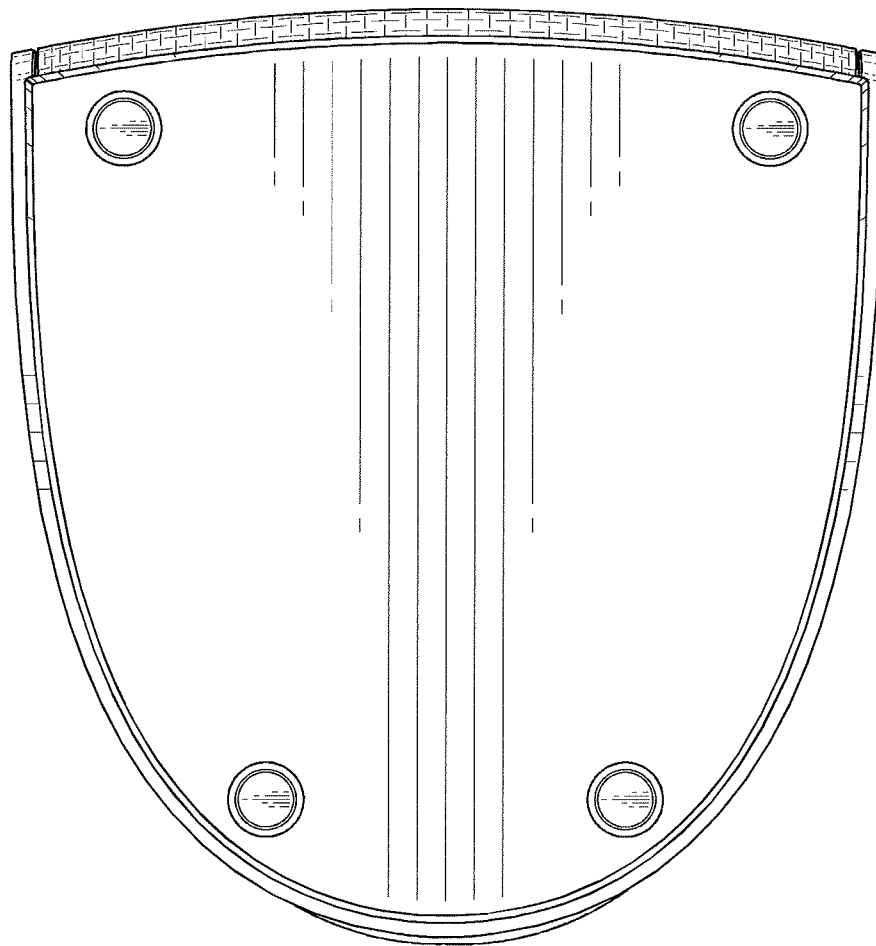


FIG. 5

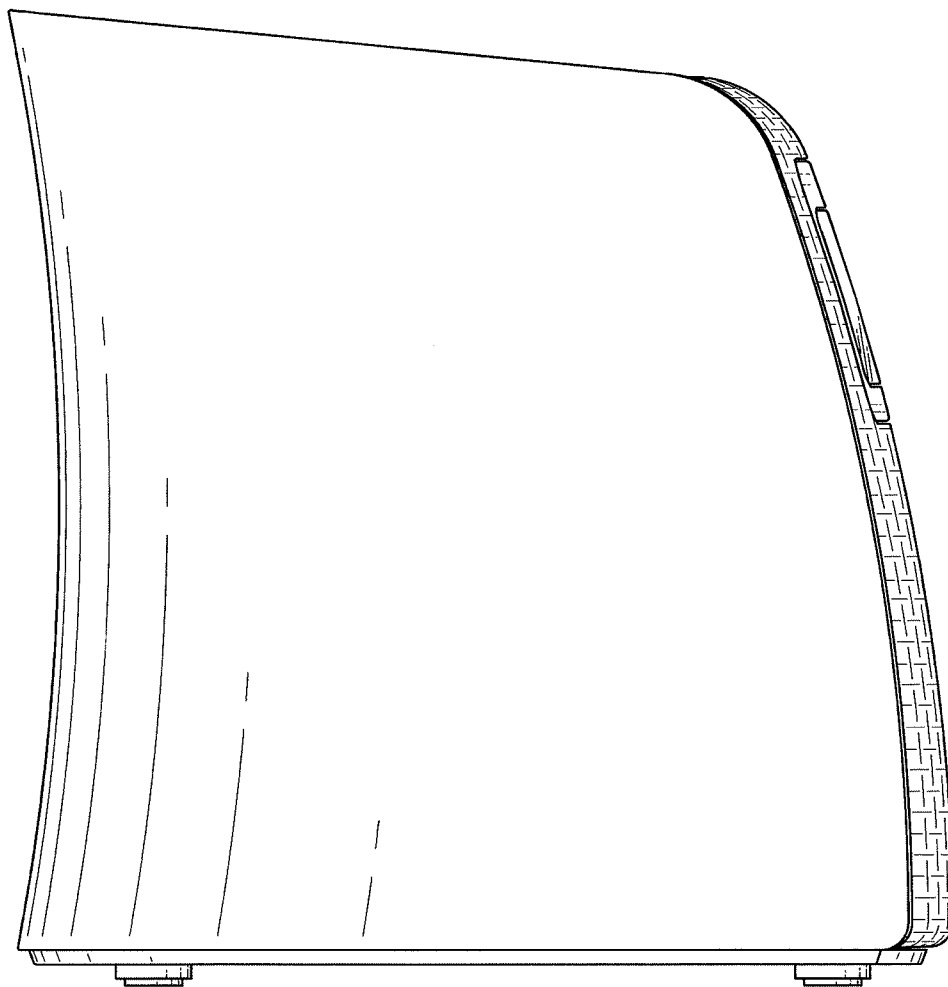


FIG. 6

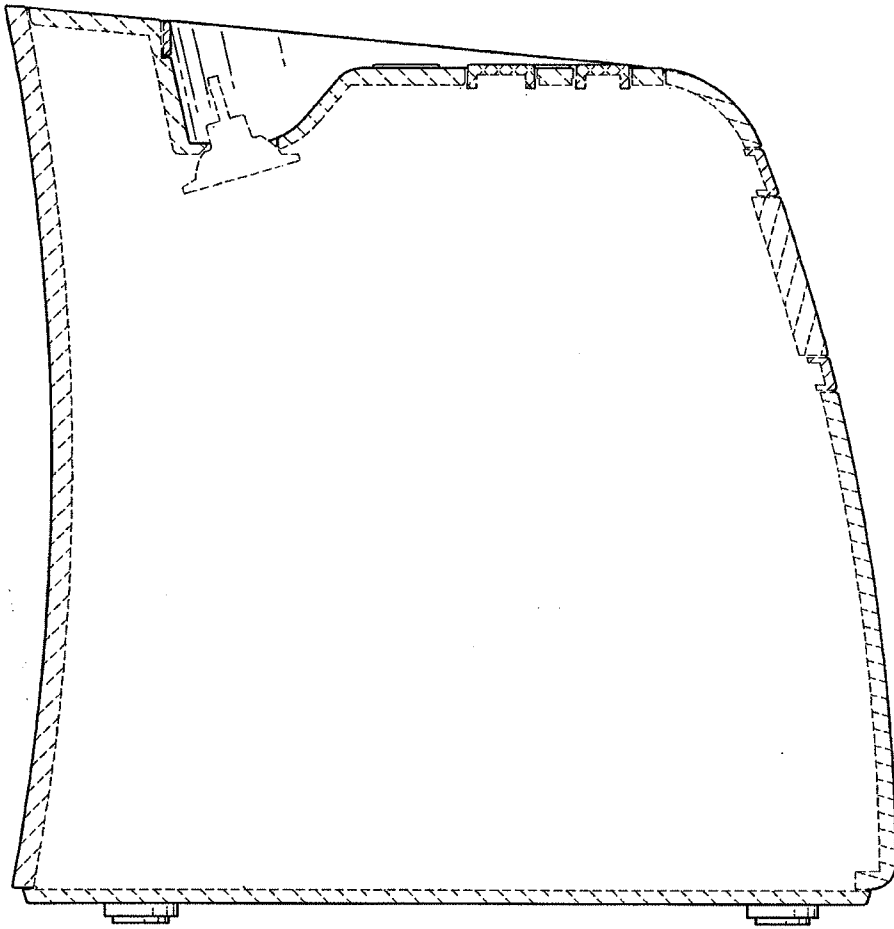


FIG. 7