



US00D345084S

# United States Patent [19]

[11] Patent Number: **Des. 345,084**

**Williams**

[45] Date of Patent: **\*\* Mar. 15, 1994**

[54] **SERVING TRAY**

[76] Inventor: **Thaddeus T. Williams**, 3900  
Lakepoint Rd., Suffolk, Va. 23434

[\*\*] Term: **14 Years**

[21] Appl. No.: **843,102**

[22] Filed: **Mar. 2, 1992**

[52] U.S. Cl. .... **D7/554; D7/553;**  
**D7/555**

[58] Field of Search ..... **D7/543, 550, 551, 545,**  
**D7/546, 548, 549, 552, 553, 554, 555, 556, 557,**  
**566; 220/574, 575, 556**

D. 305,191	12/1989	Wasserman	.....	D7/555
D. 305,712	1/1990	Auman et al.	.....	D7/553
D. 307,529	5/1990	Baetens	.....	D7/549 X
D. 326,588	6/1992	Meisel	.....	D7/553 X
D. 336,217	6/1993	Picozza	.....	D7/553
956,858	5/1910	Kauffmann	.....	D7/555 X
4,516,685	5/1985	French	.	

*Primary Examiner*—Alan P. Douglas  
*Assistant Examiner*—M. N. Pandozzi  
*Attorney, Agent, or Firm*—Richard C. Litman

[57] **CLAIM**

The ornamental design for a serving tray, as shown and described.

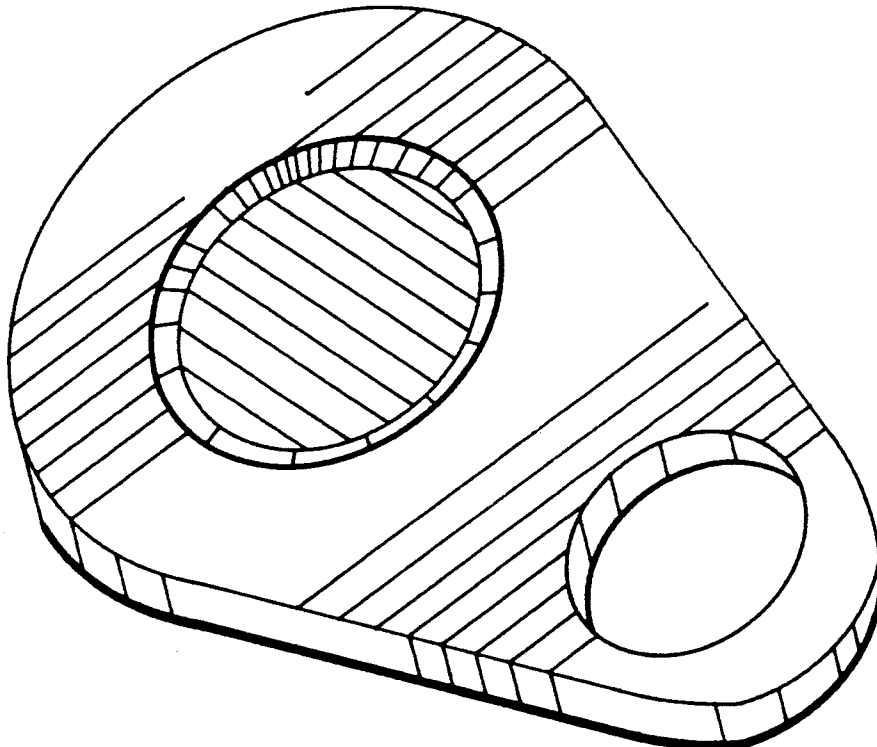
**DESCRIPTION**

FIG. 1 is a top perspective view of a serving tray showing my new design;  
FIG. 2 is a top view thereof;  
FIG. 3 is a bottom plan view thereof;  
FIG. 4 is a left side elevational view, the right side being a mirror image thereof; and,  
FIG. 5 is a front elevational view thereof.

[56] **References Cited**

**U.S. PATENT DOCUMENTS**

D. 150,666	8/1948	Zachary	.....	D7/555
D. 184,416	2/1959	Anderson	.....	D7/555
D. 184,888	4/1959	Pickett	.....	D7/555
D. 194,114	11/1962	Graham	.....	D7/549
D. 250,163	11/1978	Pinson	.....	D7/549



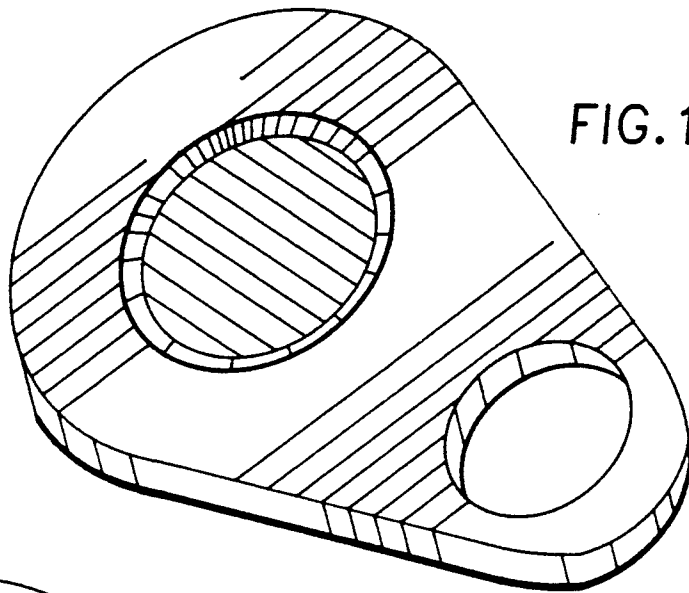


FIG. 1

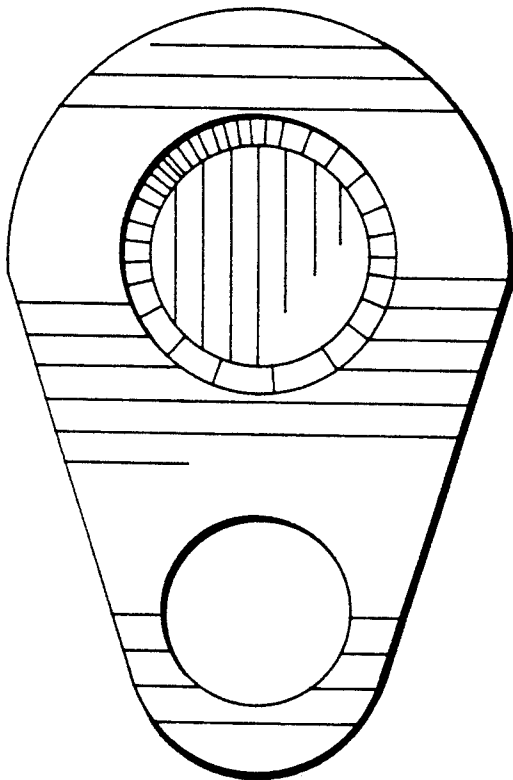


FIG. 2

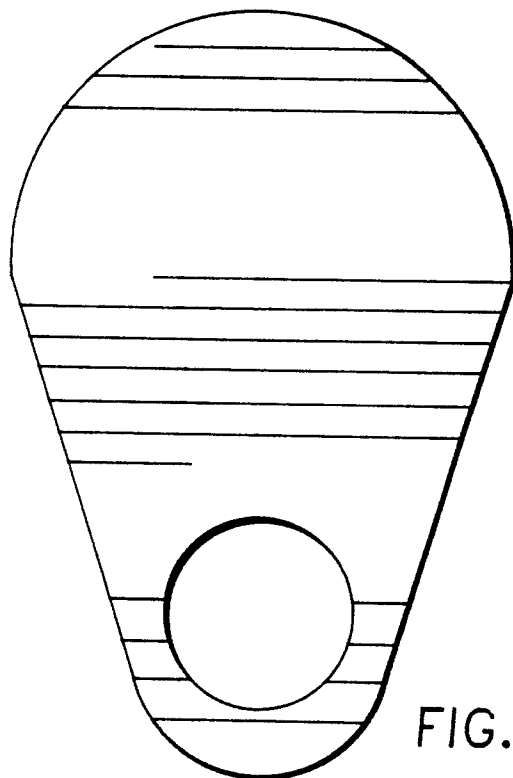


FIG. 3

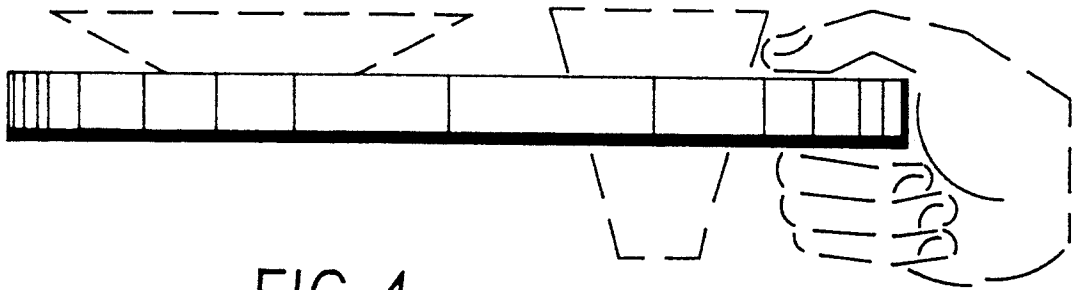


FIG. 4



FIG. 5