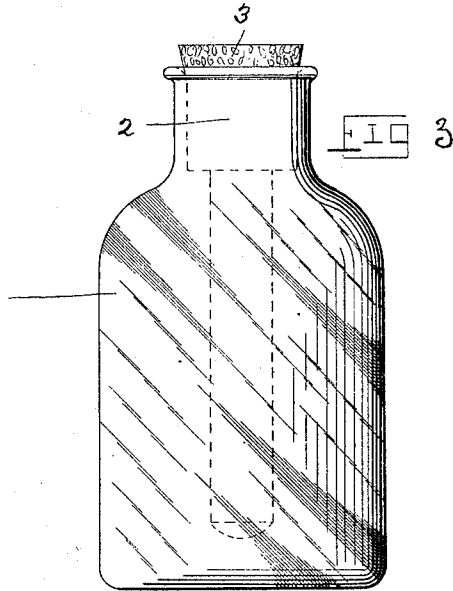
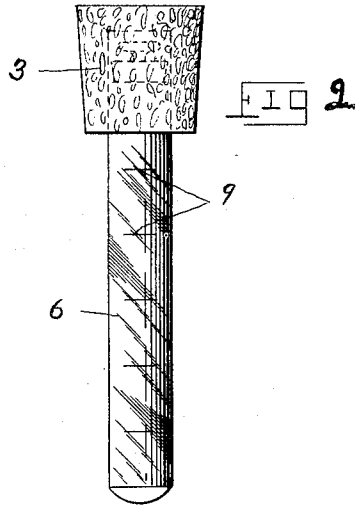
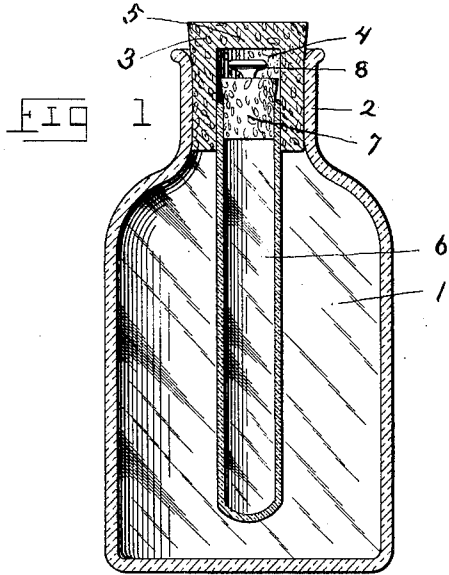


R. P. McGRANN.
 MEDICINE BOTTLE.
 APPLICATION FILED DEC. 22, 1909.

1,002,293.

Patented Sept. 5, 1911.



WITNESSES:

B. P. Faltin
M. L. Lefevre.

INVENTOR

Richard P. McGrann.

BY *John J. Thompson*
 ATTORNEY

UNITED STATES PATENT OFFICE.

RICHARD P. McGRANN, OF LANCASTER, PENNSYLVANIA.

MEDICINE-BOTTLE.

1,002,293.

Specification of Letters Patent.

Patented Sept. 5, 1911.

Application filed December 22, 1909. Serial No. 534,405.

To all whom it may concern:

Be it known that I, RICHARD P. McGRANN, a citizen of the United States, residing at Lancaster, in the county of Lancaster and State of Pennsylvania, have invented certain new and useful Improvements in Medicine-Bottles, of which the following is a specification, reference being had therein to the accompanying drawing.

10 My invention relates to a medicine bottle of that class which is intended to contain two separate ingredients or compounds, which it is desired to retain separated until ready for use, such as a dry substance and a
15 liquid.

The objects of the invention are to produce a receptacle of this class, in which one bottle is contained within another bottle; the mouth of the inner bottle being retained
20 within the plug stopper of the larger and outer bottle, and the inner bottle being withdrawn from within the outer bottle by the removal of the stopper therefrom.

25 Still a further object of the invention is to provide the inner bottle with graduations so that the dose taken therefrom may be designated by said graduations.

30 With these and other objects in view my invention consists in certain construction and combination of parts as will hereinafter be fully described and claimed, and illustrated in the accompanying drawings, which form a part of this application, and in which like figures of reference refer to corresponding parts in all of the views; but it
35 is fully understood that while I have here described my invention as herewith shown, that I do not confine myself to the exact design as shown, as slight changes may be
40 made in the construction and combination of the several parts within the scope of the appended claims, without departing from the spirit of the invention.

45 In the drawings:—Figure 1, is a sectional elevation of a combined bottle, showing one form of my construction. Fig. 2, is an elevation of the inner bottle, secured to the cork of the outer bottle and removed therefrom. Fig. 3, is an elevation of Fig. 1.

Referring to the drawings, 1, indicates the 50 outer receptacle or bottle, which is of the usual form, and which is provided with the neck 2, to receive a stopper or cork 3. This stopper or cork 3, as shown in Figs. 1, 2, and 3, is provided with a cylindrical recess 4, extending upwardly from the lower end there- 55 of and closed at the top by the wall 5; the advantage whereof will be hereinafter fully set forth. Within said orifice 4, is retained the mouth of a smaller bottle or tube 6, 60 which is provided with a separate stopper or cork 7. Said cork 7, being provided with a finger-grip 8, to facilitate its removal from the tube 6.

As the device is illustrated in Figs. 1, 2, 65 and 3, the cork 3, of the larger bottle, to which is secured the tube 6, must first be removed before the tube 6, can be removed from said cork 3, and access gained thereto by the removal of the stopper 7. 70

Having thus described my invention what I claim as new and desire to secure by Letters Patent is:—

1. In a bottle of the class described, a stopper adapted to be retained in the neck of 75 said bottle and formed with an orifice in the lower end thereof and having a closed top, a smaller bottle or tube adapted to have its open end retained within the orifice in said stopper, and a stopper formed with a finger- 80 grip and adapted to close the open end of said smaller bottle, and be contained within the orifice in said larger stopper.

2. In a device of the class described, in combination with two bottles, one within the 85 other, of a stopper having a closed top and formed with an orifice in the lower portion thereof and adapted to close the neck of the outer bottle and retain the neck of the inner bottle, and a separate stopper contained 90 within said orifice and designed to close the mouth of the inner bottle.

In testimony whereof I affix my signature in presence of two witnesses.

RICHARD P. McGRANN.

Witnesses:

JOHN A. NAUMAN,
MABEL L. LEFEVRE.