



US00D851833S

(12) **United States Design Patent**  
**Thurswell**

(10) **Patent No.:** **US D851,833 S**

(45) **Date of Patent:** **\*\* Jun. 18, 2019**

- (54) **SCRUNCHIE**
- (71) Applicant: **Wouldn't It Be Nice LLC**, Plymouth, MI (US)
- (72) Inventor: **Cassandra Thurswell**, Los Angeles, CA (US)
- (73) Assignee: **Wouldn't It Be Nice LLC**, Plymouth, MI (US)
- (\*\*) Term: **15 Years**

D426,026 S *	5/2000	Maturaporn	.....	D28/41
D445,957 S *	7/2001	Maturaporn	.....	D28/41
D451,013 S	11/2001	Bridwell et al.		
D452,757 S	1/2002	Langford		
D526,744 S	8/2006	Siilva		
7,581,548 B2	9/2009	Henricksen et al.		
2007/0084480 A1	4/2007	Chudzik et al.		
2010/0001016 A1	1/2010	Savage		
2017/0049207 A1	2/2017	Tal		

- (21) Appl. No.: **29/676,358**
- (22) Filed: **Jan. 10, 2019**
- (51) **LOC (11) Cl.** ..... **28-03**
- (52) **U.S. Cl.**  
USPC ..... **D28/41**
- (58) **Field of Classification Search**  
USPC ..... D28/21-34, 39-43, 92, 93; D11/3-6;  
D2/871-875  
CPC ..... A45D 8/00; A45D 8/34; A45C 5/00  
See application file for complete search history.

OTHER PUBLICATIONS  
<http://www.icing.com:80/us/hair/hair-ties/scrunchies/>; printed Jan. 3, 2019, 9 pages.


\* cited by examiner  
*Primary Examiner* — Zenia I Bennett  
(74) *Attorney, Agent, or Firm* — Brooks Kushman P.C.

(57) **CLAIM**  
The ornamental design for a scrunchie, as shown and described.

- (56) **References Cited**  
U.S. PATENT DOCUMENTS  
5,156,171 A 10/1992 Goodman  
D382,800 S \* 8/1997 Dederling ..... D24/199  
5,655,224 A \* 8/1997 Sears ..... A42C 5/00  
132/273  
D389,954 S \* 1/1998 McClean ..... D28/41  
D396,128 S \* 7/1998 Fergusson ..... D28/41  
D397,511 S \* 8/1998 Levine ..... D28/41  
D415,313 S \* 10/1999 Maturaporn ..... D28/41

**DESCRIPTION**  
FIG. 1 is a front perspective view of a scrunchie according to an embodiment;  
FIG. 2 is a top elevational view of the scrunchie of FIG. 1;  
FIG. 3 is a bottom elevational view of the scrunchie of FIG. 1;  
FIG. 4 is a front elevational view of the scrunchie of FIG. 1; and,  
FIG. 5 is a rear elevational view of the scrunchie of FIG. 1. The broken lines are for illustrative purposes only and form no part of the claimed design.

**1 Claim, 2 Drawing Sheets**



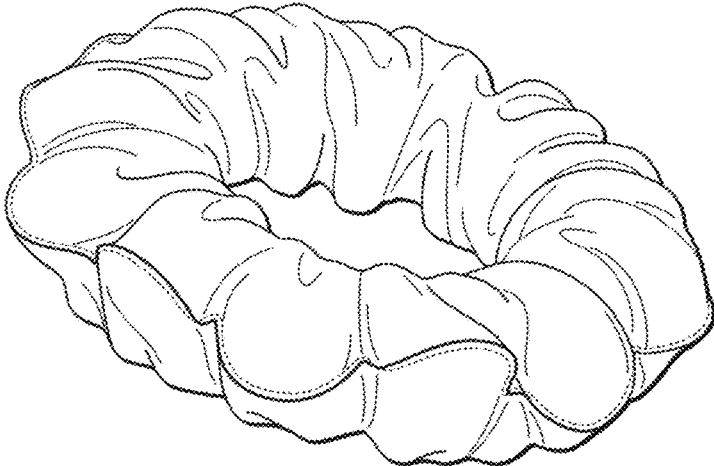


FIG. 1




FIG. 2




FIG. 3



FIG. 4

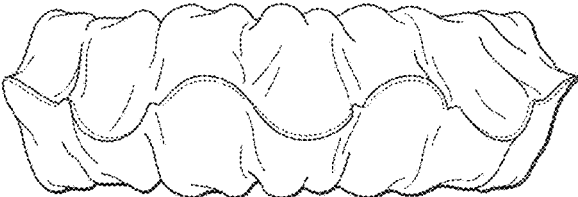


FIG. 5