



US00D571577S

(12) **United States Design Patent**
Van Es

(10) **Patent No.:** **US D571,577 S**

(45) **Date of Patent:** **** Jun. 24, 2008**

(54) **STAIR STEP DISPLAY**

(76) Inventor: **Anton Van Es**, 4664 Ontario Street,
Beamsville, ON (CA) L0R 1B0

(**) Term: **14 Years**

(21) Appl. No.: **29/280,702**

(22) Filed: **Jun. 5, 2007**

Related U.S. Application Data

(62) Division of application No. 29/195,659, filed on Dec. 17, 2003, now Pat. No. Des. 557,936.

(51) **LOC (8) Cl.** **06-04**

(52) **U.S. Cl.** **D6/460**

(58) **Field of Classification Search** D6/464,
D6/456-462, 465-470, 474-476, 350, 426,
D6/404, 405; 108/59, 92; 206/45; 211/71.1,
211/13.1, 196, 85.23, 36; 312/107
See application file for complete search history.

(56) **References Cited**

U.S. PATENT DOCUMENTS

1,654,409 A * 12/1927 Browne 108/29

D99,397 S *	4/1936	Jewett	D6/562
D355,087 S *	2/1995	Billingsley	D6/464
D388,992 S *	1/1998	Weisburn et al.	D6/562
5,706,533 A *	1/1998	Opheim et al.	5/99.1
5,845,793 A *	12/1998	Pan	211/181.1
6,820,629 B2 *	11/2004	Tseng	135/152
D550,983 S *	9/2007	Van Es	D6/464
D557,936 S *	12/2007	Van Es	D6/460

* cited by examiner

Primary Examiner—Caron D. Veynar
Assistant Examiner—Sydney R Buffalow

(57) **CLAIM**

The ornamental design for a stair step display, as shown.

DESCRIPTION

FIG. 1 is a front upright perspective view of a stair step display showing my new design;

FIG. 2 is a front perspective exploded view thereof;

FIG. 3 is a front perspective view of the frame of the stair step display thereof shown without the steps for ease of illustration; and,

FIG. 4 is a side perspective view of the stair step display.

1 Claim, 4 Drawing Sheets

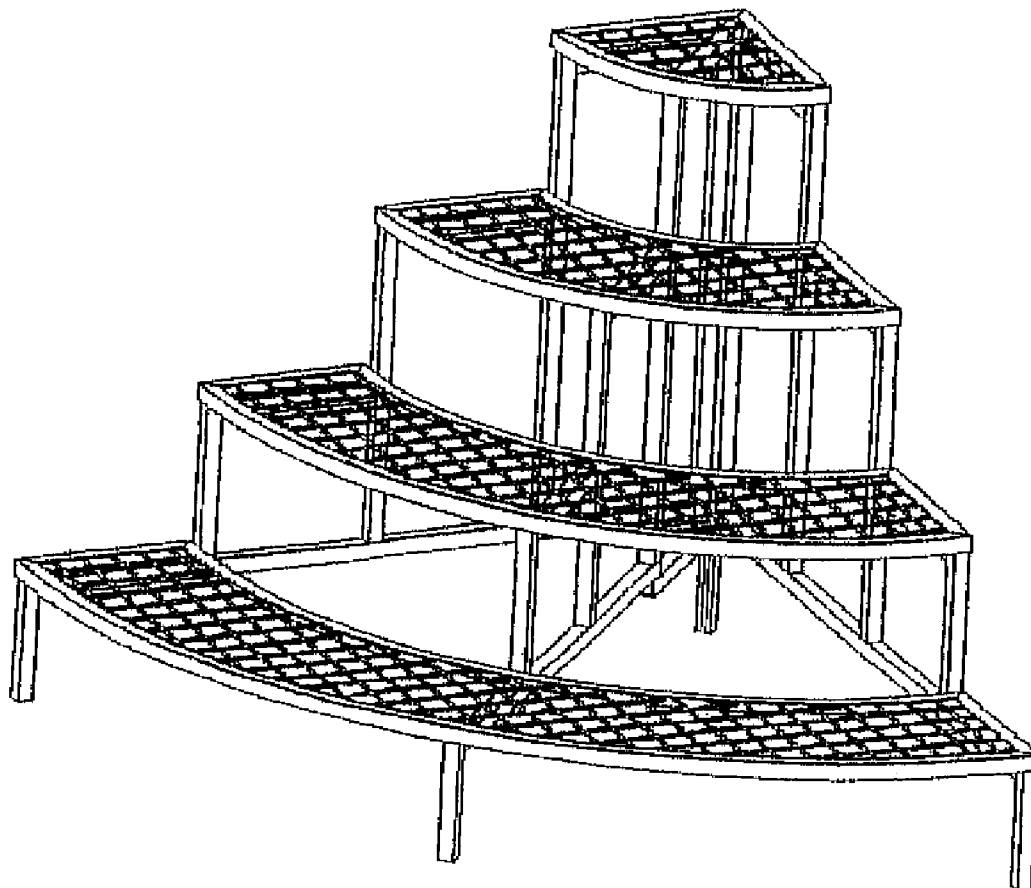


FIG. 1

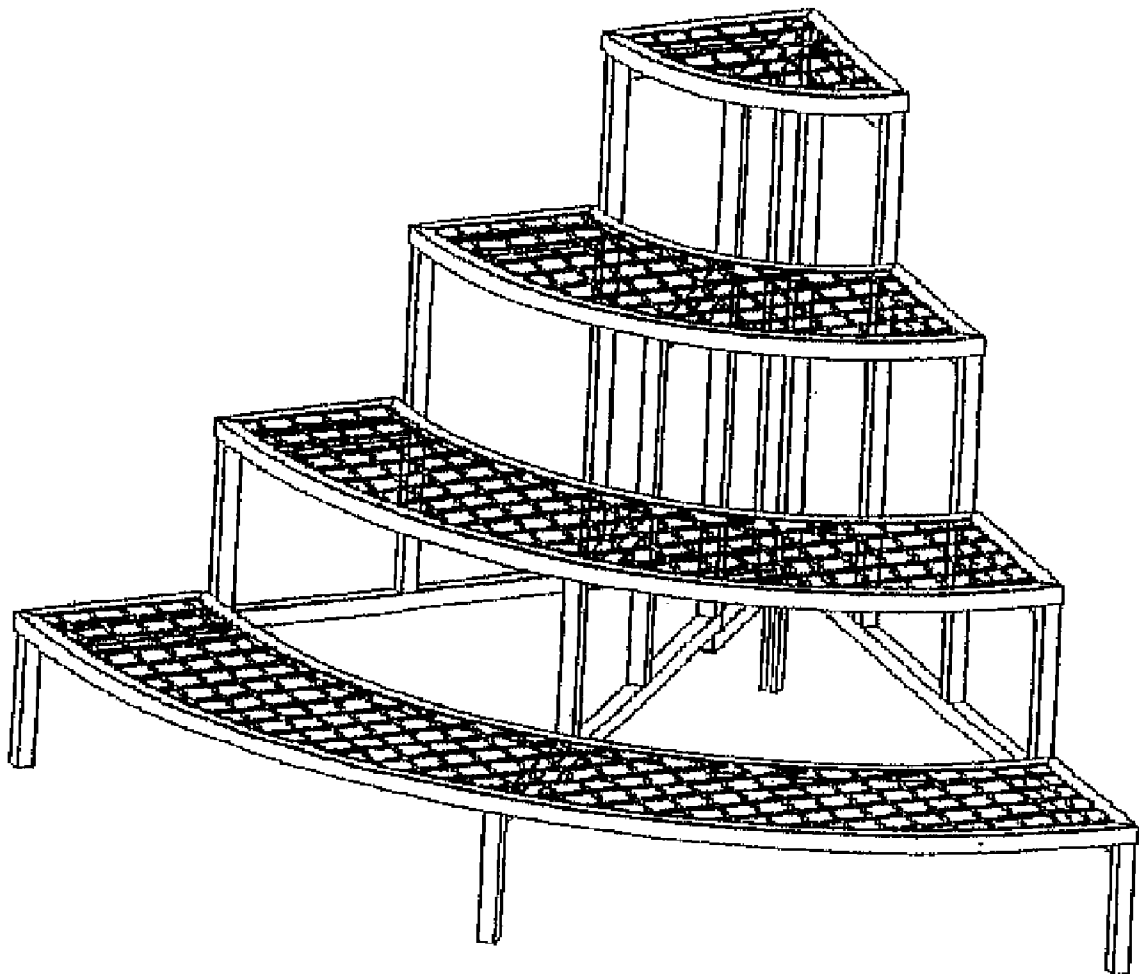


FIG. 2

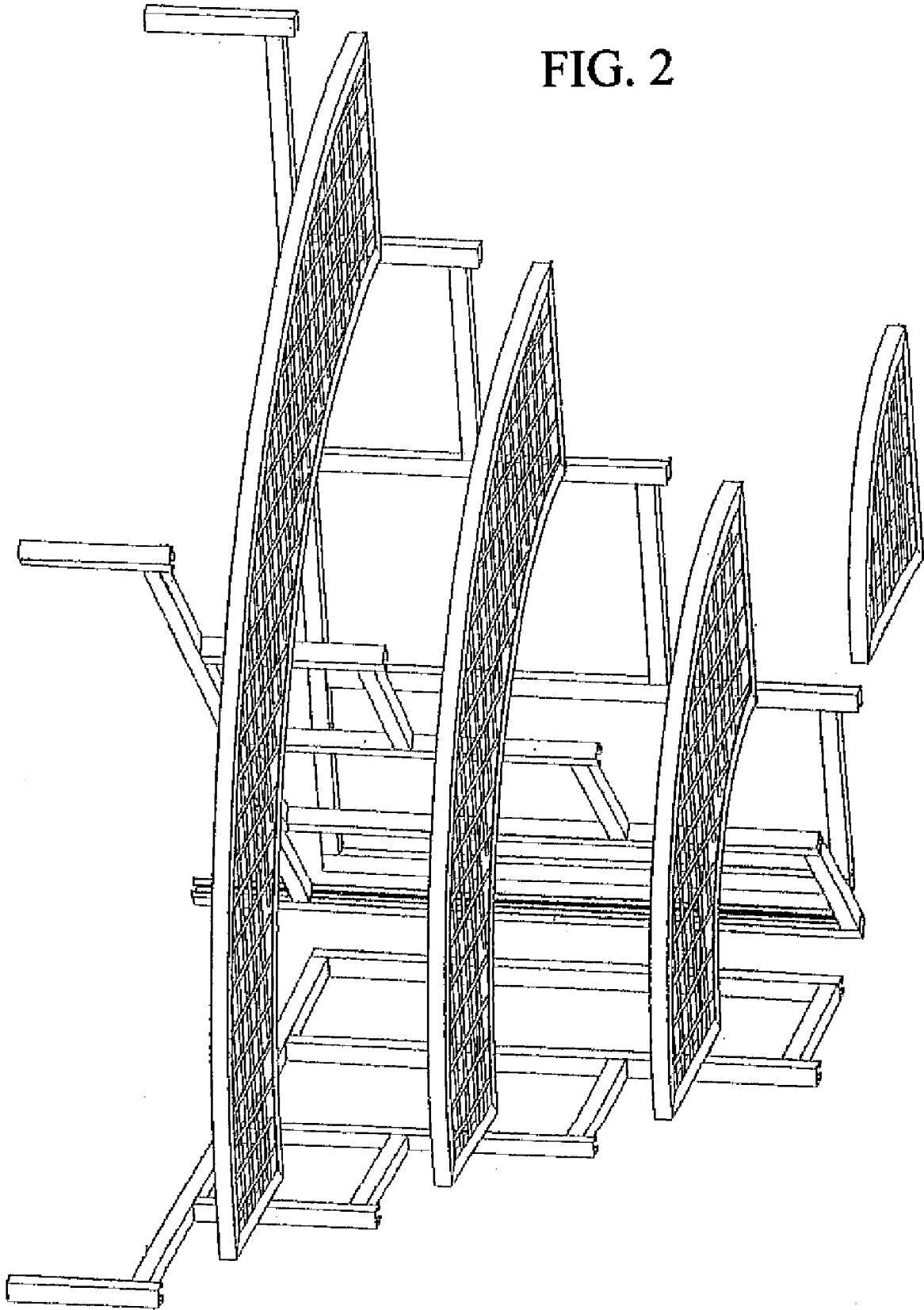
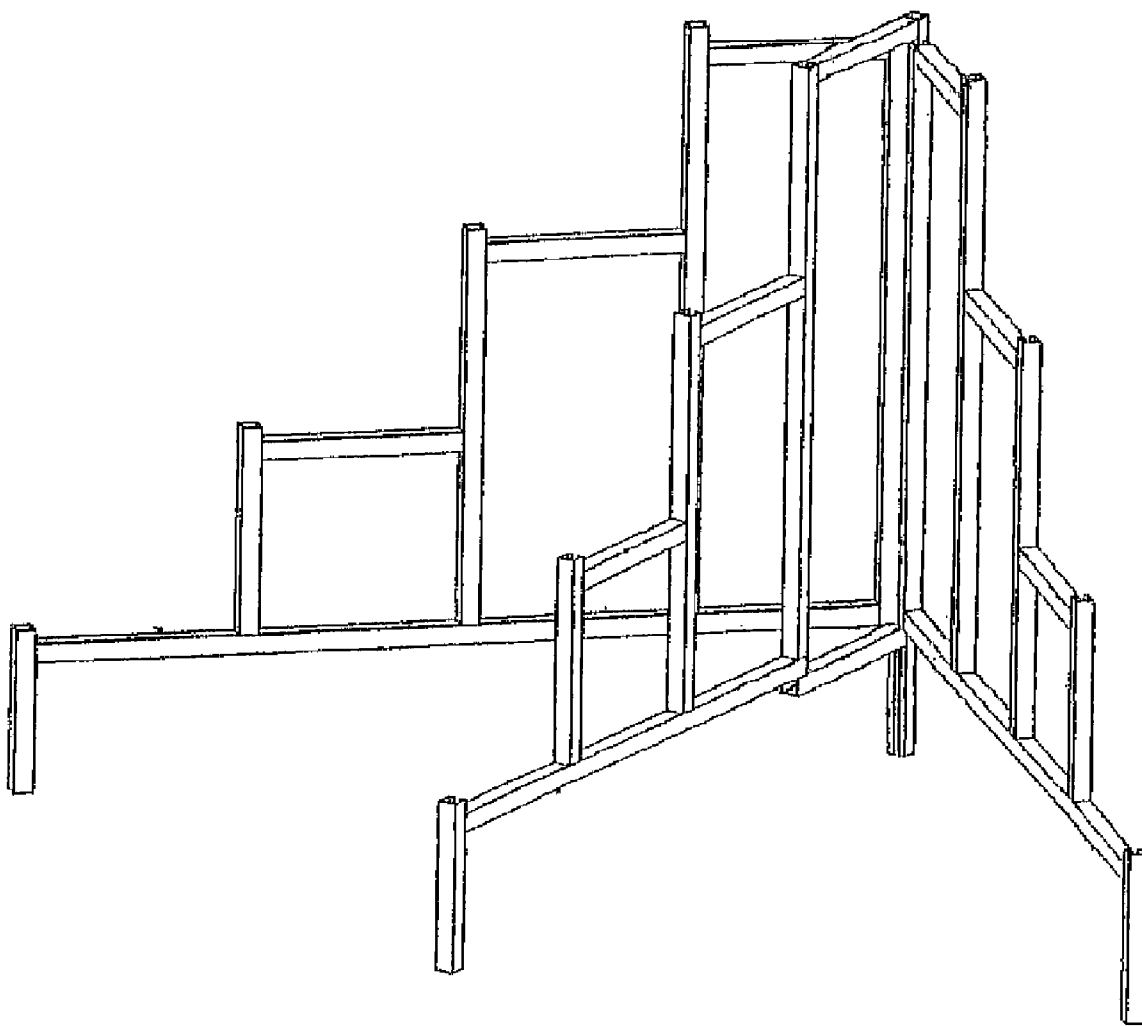


FIG. 3






FIG. 4