

(19) World Intellectual Property Organization  
International Bureau



(43) International Publication Date  
17 January 2002 (17.01.2002)

PCT

(10) International Publication Number  
**WO 02/05195 A1**

(51) International Patent Classification<sup>7</sup>: **G06F 17/60**

(21) International Application Number: PCT/US01/22179

(22) International Filing Date: 11 July 2001 (11.07.2001)

(25) Filing Language: English

(26) Publication Language: English

(30) Priority Data:  
09/613,615 11 July 2000 (11.07.2000) US  
60/256,127 15 December 2000 (15.12.2000) US

(71) Applicant (for all designated States except US): **FIRST DATA CORPORATION** [US/US]; 6200 South Quebec Street, Greenwood Village, CO 80111 (US).

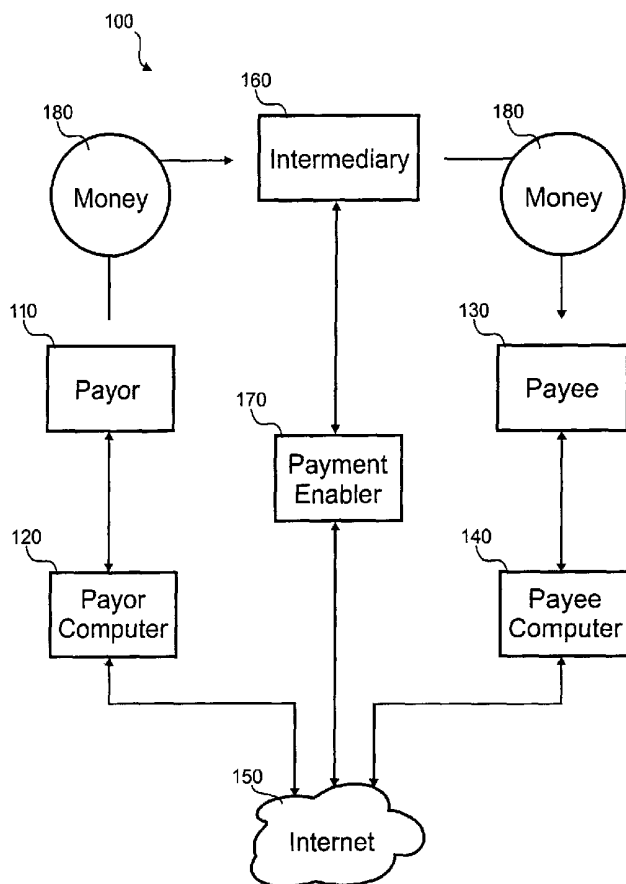
(72) Inventors; and

(75) Inventors/Applicants (for US only): **BAIG, Aamer,**

**Ali** [IN/US]; 111-32 76th Ave., Apt 3J, Forest Hills, NY 11375 (US). **COWELL, James, E.** [US/US]; 2509 W. Long Circle, Littleton, CO 80226 (US). **KARAS, Peter, M.** [US/US]; 115 Flower St., Lakewood, CO 80226 (US). **NEOFYTIDES, Cheryl, L.** [US/US]; 319 Tulip Ave, Floral Park, NY 11001 (US). **GOLUB, Matt, F.** [US/US]; 4234 Harrogate Drive NW, Atlanta, GA 30327 (US). **YODER, James, R.** [US/US]; 1902 W. Henderson, Chicago, IL 60657 (US). **MILBERGER, Susan, M.** [US/US]; 7599 S. Willow Cir., Englewood, CO 80112 (US). **SHERRARD, Jeff, D.** [US/US]; 14634 W. Auburn Ct., Lakewood, CO 80228 (US). **DUNKER, Amy, M.** [US/US]; 1025 Purple Sage Loop, Castle Rock, CO 80138 (US). **MACFARLANE, Jackie, M.** [US/US]; 12318 Summit Ridge Rd., Parker, CO 80138 (US). **PLATTE, Eric, L.** [US/US]; 1507 Whitetail Dr., Castle Rock, CO 80104 (US). **ABRAHAMS, Susan, F.** [US/US]; 3734 Powers Ferry Rd., Atlanta, GA 30342 (US).

[Continued on next page]

(54) Title: WIDE AREA NETWORK PERSON-TO-PERSON PAYMENT



(57) Abstract: According to the invention, transferring money using a computer network is disclosed. In one step, information is saved on credit received for a first user (110) in a stored value account on a server computer system (170). At the server computer system (170), a request from the first user (110) to send money to a second user (130) based on the stored value account is received. An electronic notification is sent from the server computer (170) to the second user (130) to notify the second user (130) of the request. A debit in the stored value account of the first user (110) is created. The requested money is sent to the second user (130) upon a receipt of a request at the server computer (170) from the second user (130).



(74) **Agents:** FRANKLIN, Thomas, D. et al.; Townsend and Townsend and Crew LLP, Two Embarcadero Center, Eighth Floor, San Francisco, CA 94111-3834 (US).

(81) **Designated States (national):** AE, AG, AL, AM, AT, AU, AZ, BA, BB, BG, BR, BY, BZ, CA, CH, CN, CO, CR, CU, CZ, DE, DK, DM, DZ, EC, EE, ES, FI, GB, GD, GE, GH, GM, HR, HU, ID, IL, IN, IS, JP, KE, KG, KP, KR, KZ, LC, LK, LR, LS, LT, LU, LV, MA, MD, MG, MK, MN, MW, MX, MZ, NO, NZ, PL, PT, RO, RU, SD, SE, SG, SI, SK, SL, TJ, TM, TR, TT, TZ, UA, UG, US, UZ, VN, YU, ZA, ZW.

(84) **Designated States (regional):** ARIPO patent (GH, GM, KE, LS, MW, MZ, SD, SL, SZ, TZ, UG, ZW), Eurasian patent (AM, AZ, BY, KG, KZ, MD, RU, TJ, TM), European patent (AT, BE, CH, CY, DE, DK, ES, FI, FR, GB, GR, IE, IT, LU, MC, NL, PT, SE, TR), OAPI patent (BF, BJ, CF, CG, CI, CM, GA, GN, GW, ML, MR, NE, SN, TD, TG).

**Published:**

— with international search report

*For two-letter codes and other abbreviations, refer to the "Guidance Notes on Codes and Abbreviations" appearing at the beginning of each regular issue of the PCT Gazette.*

## WIDE AREA NETWORK PERSON-TO-PERSON PAYMENT

This application claims the benefit of U.S. Patent Application 09/613,615 filed on July 11, 2000 and U.S. Provisional Patent Application 60/256,127 filed on December 15, 2000.

5

### BACKGROUND OF THE INVENTION

The invention relates generally to computer-implemented financial transactions, and more particularly relates to processing person-to-person payments and money requests using a computer network.

10

One individual (the payor) may wish to pay money to another individual (the payee) for any of a variety of reasons. Frequently, the payor owes a debt to the payee. The debt may be an informal IOU or a more formal transaction. Other times, the payor may wish to give the money to the payee as a gift.

15

Until now, individual payors have typically completed such payments via cash or paper check. More convenient payment methods exist, such as credit cards and bank account debits through electronic fund transactions, however, the payor typically does not have the option to use these other payment methods when the payee is an individual as opposed to a retail business that has been pre-established as an online merchant. Thus, there is a need in the art for enabling individuals to use more convenient money transfer methods.

20

For individuals who participate in frequent money transfers to or from other individuals, managing all these money transfers is also inconvenient. For example, a payor may receive requests for money from multiple payees through different communication methods, including in person, over the phone, and in writing. Keeping track of requests for money is therefore time consuming. Likewise, the payee is often not sure of the best way to notify the payor of a money request. Accordingly, there is a need in the art for a convenient method by which a payee can request money from a payor.

25

Furthermore, a payor may desire to initiate a particular money transfer at a future time. This may be the case with a birthday gift of money or a debt that is not due until a later date. If the payor attempts to wait until the intended transfer date to give the payee a check or cash, however, the payor runs the risk that the payor will either forget or not have

the opportunity to give the check or cash to the payee. This problem is particularly cumbersome when the payor must make recurring payments of a fixed amount, such as for rent in an apartment. Therefore, there is also a need in the art for a mechanism for scheduling future payments that the payor does not want to initiate until a later time. In general, there is a need in the art for safe and convenient methods by which individuals can engage in money transfers.

### BRIEF DESCRIPTION OF THE DRAWINGS

The present invention is described in conjunction with the appended figures:

FIG. 1A is a block diagram of an overview of person-to-person payments in accordance with an exemplary embodiment of the present invention;

FIG. 1B is a block diagram of an overview of person-to-person payments in accordance with another embodiment of the present invention;

FIG. 2 is a block diagram illustrating a log-in Web page for accessing an account with the payment enabler in accordance with an exemplary embodiment of the present invention;

FIG. 3 is a block diagram illustrating an account history Web page in accordance with an exemplary embodiment of the present invention;

FIG. 4 is a block diagram illustrating an address book interface in accordance with an exemplary embodiment of the present invention;

FIG. 5 is a flow chart illustrating steps for registration of an individual for an account with the payment enabler in accordance with an exemplary embodiment of the present invention;

FIG. 6 is a flow chart illustrating the steps of a process through which a payor can send money in accordance with an exemplary embodiment of the present invention;

FIG. 7 is a flow chart illustrating the steps by which a payor can provide transaction information to the payment enabler so that the payment enabler can process a "send money" command in accordance with an exemplary embodiment of the present invention;

FIG. 8 is a flow chart illustrating the steps for completion of a "send money" transaction by the payment enabler in accordance with an exemplary embodiment of the present invention;

FIG. 9 is a flow chart illustrating the steps of a process through which an individual can request money from another person in accordance with an exemplary embodiment of the present invention; and

5 FIG. 10 is a flow chart illustrating the steps by which an individual can provide information used by the payment enabler to process a money request in accordance with an exemplary embodiment of the present invention.

10 In the appended figures, similar components and/or features may have the same reference label. Further, various components of the same type may be distinguished by following the reference label by a dash and a second label that distinguishes among the similar components. If only the first reference label is used in the specification, the description is applicable to any one of the similar components having the same first reference label irrespective of the second reference label.

#### DESCRIPTION OF THE SPECIFIC EMBODIMENTS

15 The ensuing description provides preferred exemplary embodiment(s) only, and is not intended to limit the scope, applicability or configuration of the invention. Rather, the ensuing description of the preferred exemplary embodiment(s) will provide those skilled in the art with an enabling description for implementing a preferred exemplary embodiment of the invention. It being understood that various changes may be made in the function and arrangement of elements without departing from the spirit and scope of the invention as set  
20 forth in the appended claims.

The present invention processes person-to-person payment commands and money requests received from over a computer network such as the Internet. The payment enabler allows a remote individual to register for an account through which the individual can make payments to other individuals, request money from other individuals, and access other  
25 functionality to facilitate the management of the individual's financial transactions.

In addition to initiating immediate money transfer and request money transactions, an individual may use the payment enabler to schedule future or recurring transactions to one or more payees. Where there are multiple payees, each payee may receive the same amount or a differing amount.

30 At the time an individual authorizes a payment to another person or directs the payment enabler to request money from another person, the person to whom the payment or

money request is directed may, but need not, have already registered for an account with the payment enabler. Where the payment is to an unregistered payee, the payment may be in the form of a gift certificate, an electronic gift certificate, a money order, a check, a savings bond, an airline mileage credit, or negotiable instrument sent to the payee who would never need to register in order to receive the payment. When communicating with individuals, the payment enabler may use both mail, telegrams, telephone, pages, instant messaging, Web pages and/or e-mail.

An intermediary typically operates the payment enabler and acts as a conduit for the money transfer from one individual (the payor) to another individual (the payee). This enables the payor to pay through a variety of different payment methods and the payee to receive payment through a variety of different methods. Individuals, by way of the intermediary, may make payments from and receive money transfers into a stored value account.

Address book functionality provides users the ability to retain information on counter parties. The address book may be integrated into the money transfer and money request interfaces to allow an individual to quickly select the counter party for a transaction. The individuals in the address book may be manually entered or automatically entered as a previous counter party.

Generally described, the present invention comprises a method for providing a person-to-person payment service through a computer server of a computer network. The computer server maintains a database of e-mail addresses corresponding to individuals having accounts that provide the individuals with functionality offered by the computer server for online management of financial transactions. The computer server receives from a first individual located at a remote computer an e-mail address of a second individual to whom the first individual wants to send an amount of money. Then, the computer server searches the database of e-mail addresses for the e-mail address of the second individual. If the e-mail address of the second individual is found in the database of e-mail addresses, then the payment of the amount of money from the first individual to the second individual is completed.

To complete the payment of the amount of money from the first individual to the second individual, the computer server may first initiate a transfer of the amount of money from the first individual to a first intermediary bank account using a first money

transfer method. The computer server then transfers the amount of money from a second intermediary bank account to the second individual using a second money transfer method.

The present invention also comprises a method for providing a money request service through a computer server of a computer network. The computer server maintains a database of e-mail addresses or other unique identifier corresponding to individuals having accounts that provide the individuals with functionality offered by the computer server for online management of financial transactions. The computer server then receives from a first individual located at a remote computer an e-mail address of a second individual from whom the first individual wants to request an amount of money. The computer server sends an e-mail to the e-mail address of the second individual to notify the second individual that the first individual is requesting the amount of money. The computer server then receives authorization from the second individual to pay the amount of money to the first individual. The computer server next completes a payment of the amount of money from the second individual to the first individual.

The present invention is typically embodied in a server, called a payment enabler, that processes person-to-person payment commands and money requests received from over a computer network such as the Internet. The payment enabler allows an individual to register for an account through which the individual can make payments to other individuals, request money from other individuals, and access other functionality to facilitate the management of the individual's financial transactions. The payment enabler may, for example, provide the user of an account with access to online statements listing the user's pending and history (past) transactions.

To communicate with individuals, the payment enabler may use both Web pages and e-mail. Web pages may allow the payment enabler to both communicate information to and receive information from an individual. E-mail provides a convenient mechanism through which the payment enabler can reach individuals who have not registered with the payment enabler and update individuals about the status of a particular transaction.

At the time an individual authorizes a payment to another person or directs the payment enabler to request money from another person, the person to whom the payment or money request is directed may, but need not, have already registered for an account with the payment enabler. If the person to whom the payment or money request is directed does not

already have an account with the payment enabler, then the payment enabler e-mails that person to invite his or her registration for an account so that the transaction can be completed.

An intermediary typically operates the payment enabler and acts as a conduit for the money transfer from one individual (the payor) to another individual (the payee). This enables the payor to pay through a variety of different payment methods and the payee to receive payment through a variety of different money receipt methods.

For example, individuals may make payments from and receive money transfers into a stored value account, also called a virtual private payment account. The stored value account holds payment credit that is deducted as portions of that credit is transferred to payees. Where the payee also has an account with the payment enabler, payment passes from the payor's stored value account to the payee's stored value account. The individual may have a physical card associated with the stored value account. Using the card, the individual may make payments to brick-and-mortar stores by drawing upon funds in the stored value account.

Some embodiments may automatically sweep credits from a stored value account out to the individual associated with the stored value account. Credits may accumulated in an individual's stored value account over time. Periods or thresholds can be configured that automatically cause a transfer of credits out of the stored value account. For example, every month the credits could be swept into a banking account or when the credit balance exceeds \$1000 a money order could be mailed to the individual.

In addition to initiating immediate money transfer and request money transactions, an individual may use the payment enabler to schedule a future or recurring payment or money request to another individual. An individual may schedule the dates for a future or recurring transaction via selection from a pull-down menu, typing in the dates, selecting dates by clicking on them in a graphical calendar interface, and the like. For a recurring transaction, the individual may use any of the above methods to specify a date to make the initial payment or money request and then specify a frequency and duration for repeating the payment or request.

Address book functionality may provide users the ability to retain information on counter parties. The address book may be integrated into the money transfer and money request interfaces to allow an individual to select quickly the counter party for a transaction.



Under some circumstances, the payee of a transaction may receive a customary greeting card as part of the same transaction. An electronic greeting card would include a link to the payment enabler that would allow receiving a payment from the donor/payor. The payment could be in the form of a gift certificate that is redeemable at one or more Internet or bricks-n-mortar retailers. Some embodiments, could allow on-line selection of a greeting card that is printed and sent along with a money order, gift certificate, check, or negotiable instrument.

Although the present invention has thus far been described in the context of transactions between individuals, one skilled in the art should appreciate that the methods described in the detailed description can also apply to transactions where one or both of the parties is another type of entity, such a business, merchant, corporation, group, or the like. Moreover, an individual may command the payment enabler to make a payment to several different individuals in a single transaction. Likewise, an individual may instruct the payment enabler to request money on the individual's behalf from several other people in a single transaction.

#### Person-to-Person Payment Overview

FIG. 1A provides an overview 100 of person-to-person payments according to an exemplary embodiment of the present invention. The overview 100 illustrates a payor 110 who needs to transfer an amount of money (also called a payment) 180 to a payee 130.

The payment enabler 170 is typically hosted by a server linked to a computer network such as the Internet 150. Accordingly, the payment enabler 170 is accessible over the Internet 150 by individuals (e.g., the payor 110 and the payee 130) located at computers (e.g., the computers 120 and 140) that are remote from the payment enabler 170. The payment enabler 170 enables these individuals 110, 130 to register for an account with which they can make payments to other individuals, request money from other individuals, and access other functionality to facilitate the management of the individuals' financial transactions.

The payor 110 typically accesses the Internet 150 through the payor computer 120, and the payee 130 typically accesses the Internet 150 through the payee computer 140. The payor computer 120 and the payee computer 140 may be linked to the Internet 150 in the customary manner. To enable the payor 110 and the payee 130 to access the functionality of the various servers connected to the Internet 150, the payor computer 120 and the payee

computer 140 typically run a Web browser that enables their users to communicate with these various servers through Web pages. The payor 110 and the payee 130 may also access the payment enabler 170 in this manner. Other computer users (not shown) may access the Internet 150 and the payment enabler 170 in a similar manner.

5           Using the payment enabler 170, the payor 110 may complete a money transfer of a payment 180 to the payee 130. In such a transaction, an intermediary 160 may act as a conduit for the money transfer of the amount 180. Typically, the intermediary 160 is a business that operates the payment enabler 170. By acting as a conduit for a money transfer between the payor 110 and the payee 130, the intermediary 160 enables the payor to pay  
10 through a variety of different payment methods and the payee to receive payment through a variety of different money receipt methods. As shown in the overview 100, the intermediary 160 collects the payment 180 from the payor 110 -via a first money transfer method, and the intermediary transfers the payment to the payee 130 via a second money transfer method.

Typically, the intermediary 160 receives the transfer of money 180 via the first  
15 money transfer method into a first bank account. The intermediary 160 typically transfers money 180 from a second bank account to the payee 130 via the second money transfer method. The first bank account and the second bank account may, but need not, be the same account.

Although the intermediary 160 may receive the payment 180 from the payor  
20 110 before the intermediary transfers the payment to the payee 130, the intermediary may choose to pay the payee before receiving payment from the payor. In this case, the intermediary 160 assumes the risk of nonpayment by the payor 110. Instead of assuming the risk of nonpayment in order to pay the payee 130 before receiving payment 180 from the payor 110, the intermediary 160 may pay a third party (not shown) to assume the risk of  
25 nonpayment by the payor.

Those skilled in the art will be familiar with a variety of money transfer methods. The first money transfer method from the payor 110 to the intermediary 160 may comprise such payment methods as receiving a deposit of an amount of cash by the payor at the store of a payment processor that transfers the amount to the intermediary, debiting a  
30 credit card of the payor, debiting a bank account of the payor in an electronic fund transaction, debiting a stored value account (also called a virtual private payment account) of the payor, receiving a paper check from the payor, and the like. The second money transfer

method from the intermediary 160 to the payee 130 may comprise such money receipt methods as debiting a bank account of the intermediary to fund the dispensing of cash to the payee through an automated teller machine (ATM), dispensing cash to the payee at a store of a payment processor that funds the transaction by debiting a bank account of the intermediary, crediting a credit card of the payee, crediting a bank account of the payee in an electronic fund transaction, crediting a stored value account of the payee, sending a paper check to the payee, and the like.

By way of further explanation, a stored value account may have a balance that can be credited and debited. A business managing the stored value account typically guarantees the account owner the ability to convert the account balance to cash or cash-equivalents through withdrawals or payments to other entities made against the account balance. For the account owner to make a payment to an entity or individual against the balance in a stored value account, that entity typically arranges to accept payment from the business managing the stored value account prior to the transaction. When the business managing the stored value account receives money on the behalf of the account owner, the balance of the account owner's stored value account is credited. In some embodiments, the business managing the stored value account is the same business running the payment enabler.

The transfer of money 180 via the first money transfer method and/or the second money transfer method may be executed using money transfer processing systems (not shown) that are managed by the intermediary 160. Alternatively, either or both of these transfers may be executed using money transfer processing systems (not shown) of third parties. To direct a money transfer processing system to perform a money transfer and provide it with the appropriate transaction details, the payment enabler 170 may communicate with the processing system over the Internet 150, over dedicated network connections, or through other means. The details of money transfer processing systems for various payment methods and money receipt methods are well known to those skilled in the art.

With reference to FIG. 1B, a block diagram of a system 105 for person-to-person payments in accordance with another embodiment of the present invention is shown. In this embodiment, both the payor and payee 110, 130 have respective stored value accounts 190.

Although only one intermediary 190-1 is shown in FIG. 1B for the payor 110, the payor 110 configures any number of intermediaries 160 to send payment credits to and/or receive payment credits from the payor's stored value account 190-1. The stored value account 190-1 may be receive credits from other individuals or from any of the intermediaries 160 at the request of the payor or as credits are needed.

When a transaction is initiated, the payor's stored value account 190-1 receives credits from a selected first intermediary 160 under the direction of the payment enabler 170 such that sufficient credits are present to fund the transaction. The payment 180 passes from the payor's stored value account 190-1 to the payee's stored value account 190-2 as controlled by the payment enabler 170. The payee 130 is notified with e-mail, for example, of the new credit to the stored value account 190-2. With the assistance of a second intermediary 160-2 under direction from the payment enabler 170, the credit can be withdrawn by the payee 130. Although only one second intermediary 160-2 is shown, any number of intermediaries may be possible to transfer all or part of the credit from the stored value account 190-2 of the payee.

The above embodiment credits the payor's 110 stored value account 190-1 before transferring the credit to the payee's 130 stored value account 190-2. Other embodiments could avoid the payor's 110 stored value account 190-1 and directly transfer the credit from the first intermediary 160-1 to the payee's 130 stored value account 190-2. For example, the first intermediary 160-1 may be a credit card company that adds money to the stored value account 190-2 of the payee 130. In other embodiments, money may go from the payor's stored value account 190-1 directly to the second intermediary 160-2. For example, a credit in the stored value account 190-1 of the payor 110 could be sent to a second intermediary 160-2 that issues money orders for pick-up by the payee at a retail location.

#### Hardware and Software for Implementing Person-to-Person Payments

The payor computer 120, the payee computer 140, and the server hosting the payment enabler 170 may each have typical features of a computer system, such as a processing unit, a system memory containing random access memory (RAM) and read only memory (ROM), and a system bus that couples the system memory to the processing unit. The computer may also include various memory storage devices, such as a hard disk drive, a magnetic disk drive (e.g., to read from or write to a removable magnetic disk), and an optical

disk drive (e.g., to read from or write to optical media such as a CD-ROM). The payor computer 120 and the payee computer 140 may also comprise devices capable of wireless access to the Internet 150. Further, the payment enabler 170 may be implemented with a number of such computers interconnected by a network as is well known in the art.

5           A number of program modules may be stored in the drives and RAM of the computer system. Program modules control how the computer system functions and interacts with the user, with input/output devices, or with other computers. Program modules include routines, an operating system, application program modules, data structures, browsers, and other software or firmware components. The invention may conveniently be implemented in  
10 various program modules that are stored on the computers illustrated in the overview 100 and implement the methods described in the detailed description.

          No particular programming language will be described for carrying out the various procedures described in the detailed description because it is considered that the operations, steps, and procedures described and illustrated in the accompanying drawings are  
15 sufficiently disclosed to permit one of ordinary skill in the art to practice an exemplary embodiment of the present invention. Moreover, there are many computers and operating systems which may be used in practicing an exemplary embodiment, and therefore no detailed computer program could be provided which would be applicable to all of these many different systems. Each user of a particular computer will be aware of the language and tools  
20 which are most useful for that user's needs and purposes.

          One skilled in the art should recognize that the various computers 120, 140, 170 may require one or more databases for storing information pertinent to their roles in the person-to-person payment methods of the present invention. In the detailed description, these databases may be described with respect to their functionality or the information stored. One  
25 skilled in the art should recognize that a variety of different database implementations are capable of providing the described functionality or storing the described information. Accordingly, details of such database implementations need not be described. Where details of a database implementation are described, the detailed description provides them by way of example, not by way of limitation.

#### Accessing the Functionality of the Payment Enabler

FIG. 2 is a screen shot illustrating an exemplary login Web page 200 through which a user of the payment enabler 170 can access his or her account. This account enables the user to access the features of the payment enabler. If the user makes a payment 180 to another individual using the payment enabler 170, then the user is referred as the payor 110 with respect to that particular transaction. If the user receives a payment from another individual through the payment enabler 170, then that user is referred to as a payee 130 with respect to that particular transaction. Through the account, the user also has access to other functionality of the payment enabler 170 for facilitating the management of that user's financial transactions.

As already described, the payment enabler 170 may require the user to undergo a registration process before activating an account for the user. As a result of that registration process, the user may be assigned a user name and a password. To access his or her account, the user enters the assigned user name in box 205 and the password in box 210. When the user next clicks the "LOGIN" button 215, the payment enabler 170 determines if the password on file for the account associated with the user name supplied by the user matches the password supplied by the user. If so, then the payment enabler 170 grants the user access to the account associated with the user name supplied by the user.

The leftmost side of the login Web page 200 may have several buttons 225, 230, 240, 250, 260, 270, 280, 290, each labeled and associated with a particular feature of the payment enabler 170. By selecting a particular button, perhaps with a pointing device such as a mouse, the user can access the feature of the payment enabler associated with that button. These buttons 225, 230, 240, 250, 260, 270, 280, 290 are typically inactive until the user has been granted access to the user's account through the login process.

The features associated with each of the buttons 225, 230, 240, 250, 260, 270, 280, 290 are now discussed in turn. In response to the user clicking the button 225, the payment enabler 170 may provide the user with a Web page alerting the user to new money requests received and payments completed since this button was previously selected. In response to the user clicking the button 230, the payment enabler 170 initiates the "send money" process 600 (described in more detail later in conjunction with the description of FIGS. 6-8), which allows the user (the payor 110 with respect to this transaction) to send money to another individual, the payee 130. In response to the user clicking the button 240, the payment enabler 170 initiates the "request money" process 900 (described in more detail

later in conjunction with the description of FIGS. 9 and 10), which allows the user (the payee 130 with respect to this transaction) to request money from another individual, the payor 110.

In response to the user clicking the button 250, the payment enabler 170 provides the user with an online statement of pending “send money” or “request money” transactions. In response to the user clicking the button 260, the payment enabler 170 provides the user with an online statement of history (i.e., past or completed) “send money” or “request money” transactions. Such an online statement of completed transactions is further described in more detail later in conjunction with the description of FIG. 3.

In response to the user clicking the button 270, the payment enabler 170 provides the user with an address book interface 400 (described in more detail later in conjunction with the description of FIG. 4). This address book interface 400 provides the user with extensive address book functionality.

In response to the user clicking the button 280, the payment enabler 170 provides the user with a Web page having a summary of the user’s profile (i.e., registration information). Through this Web page, the user may be able to update his or her profile. Updating profile information may include adding or deleting money transfer methods for either making payments or receiving payments. The user may also change the default payment or money receipt method for the user’s account through this feature.

In response to the user clicking the button 290, the payment enabler 170 may provide the user with an online calendar through which the user can keep track of various events, including but not limited to financial transactions. Such online calendars are well known to those skilled in the art. The calendar may automatically indicate future and recurring transactions that have been scheduled. Such scheduled transactions may include automatic initiation of a payment or sending of a money request. By clicking on a transaction listed on the online calendar, the user can change the details (including scheduling) of the transaction.

The above embodiment allows sending payment 180 to a single payee 130, however, other embodiments could send payment to a number of payees. The payor may enter a list of e-mail addresses for the payees manually, load that list from a file or select existing entries from the address book. The address book may include a group of individuals. The group can be selected as the payees. Further, each individual in the group could receive the same or a different amount of payment 180 in their stored value account.

When a particular button 225, 230, 240, 250, 260, 270, 280, 290 is selected, the payment enabler 170 typically highlights it and provides the selected functionality in the large area 220 of the graphical user interface. The buttons 225, 230, 240, 250, 260, 270, 280, 290 may be displayed on all Web pages provided to the user by the payment enabler 170 in order to provide the user with an easy way to switch between features of the payment enabler while logged into his or her account.

### Online Statements of Pending and Completed Transactions

FIG. 3 is a screen shot illustrating an exemplary account history Web page 300, which the user may access by selecting the "View History" button 260. The online statement of history transactions is displayed in the area 220 of the Web page. Because the button 260 has been selected, it is shown highlighted. The other buttons 225, 230, 240, 250, 270, 280, 290 are provided toward the leftmost side of the Web page to allow the user to easily switch to other features of the payment enabler 170. As those skilled in the art appreciate, there may be levels of menus with additional buttons to access some of the other functions.

The online statement of history transactions comprises completed transactions 310. A given transaction may comprise a "send money" transaction or a "request money" transaction depending on whether the user wishes to send money to another individual or requested money from another individual. Each of the transactions 310 occupies one row of the area 220 and includes entries for each of the columns 320, 330, 340, 350, 360, 370, 380, 390. By clicking on a column head, the user can sort the transactions 310 by their entries for the column corresponding to that column head.

For each of the transactions 310, the entry in column 320 comprises the name of the counter party to the transaction. The entry in column 330 comprises a unique reference number assigned to the transaction by the payment enabler 170. The entry in column 340 comprises the e-mail address of the counter party to the transaction. The entry in column 350 comprises the amount 180 that the user sent to or requested from the listed counter party for the transaction. The entry in column 360 comprises the date that the transaction was initiated. The entry in column 370 comprises a subject that the user has provided to identify the transaction.



The entry in column 380 indicates the type of the transaction. For example, the word “send” in this column 380 may indicate a “send money” transaction. “Request” may indicate a “request money” transaction. “Receive” may indicate a transaction in which money was received from another individual who used the “send money” process 600.

5 In some embodiments of the present invention, a payee 130 in a given transaction has the opportunity to reverse a received payment. In that case, the type column 380 for that transaction may have the word “refund.”

10 The entry in column 390 indicates the status of the transaction. If the transaction has been completed, then the word “fulfilled” may appear in the column 390. In some embodiments of the present invention, a payor 110 in a given transaction has the opportunity to cancel a pending transaction before it is completed. The word “canceled” in the column 390 may indicate such a canceled transaction.

15 By clicking the button 250, the user of an account can obtain a Web page (not shown) similar to that of FIG. 3 but listing only pending transactions. Pending transactions include transactions that the user authorized the payment enabler 170 to initiate but that have not yet been completed. Such transactions may be indicated by the word “pending” in the status field 390.

20 In some embodiments of the present invention, the payment enabler 170 permits a user who has begun entering transaction details but has not finished to save the details entered up till that point. In such an embodiment, the user can later complete entry of the transaction details and then authorize the payment enabler 170 to initiate the transaction. Such a transaction may be listed in the statement of pending transactions with the word “draft” in the status field.

## 25 Address Book Functionality

FIG. 4 is a screen shot illustrating an exemplary address book interface 400. The user may access this address book interface 400 by clicking on the button 270.

30 The address book interface includes a listing of address book entries 410 for a user-defined group of people. Each address book entry occupies a row of the display and includes information for each of the columns 420, 425, 430. By clicking on a column head for one of these columns, the user can sort the address book entries 410 by their information

in the column corresponding to that column head. Column 415 comprises a check box that can be either checked or unchecked for each of the address book entries 410.

For each of the address book entries 410, the information in column 420 comprises the name of a person with an e-mail address. The information in column 425  
5 comprises an e-mail address of the person listed in column 420. The information in column 430 comprises the number of transactions currently pending for the user with the person listed in column 420 as the counter party.

By clicking the button 460, the user can add a new address book entry to the current display of address book entries. There may also be a button (not shown) allowing the  
10 user to delete an address book entry from the current display of address book entries.

By clicking the button 470, the user can save the entries 410 in the current display-of address book entries for future reference. After the user clicks the button 470, a subsequent Web page may prompt the user for the name under which the group should be saved. If the group being saved is an update to a group that was earlier saved, the Web page  
15 may provide the user the option to replace the old group by saving the updated group under the same name as the old group was saved.

By clicking the drop-down menu 480, the user can select a previously saved group. In response, the payment enabler provides the user with a Web page like that of FIG. 4, except the address book entries 410 of the current group are replaced with address book  
20 entries for the selected group.

By making a selection from the drop-down menu 490, the user can import address book entries from other programs. Once imported, these address book entries will be displayed on a Web page similar to that of FIG. 4 as the address book entries 410.

By clicking on the button 440, the user initiates the “send money” process 600  
25 (discussed later) to send money to all the individuals whose address book entries 410 are checked in column 415. By clicking on the button 450, the user initiates the “request money” process 900 (discussed later) to request money from all the individuals whose address book entries 410 are checked in column 415. When the “send money” process 600 and the “request money” process 900 are initiated in this manner through the address book interface 400, the  
30 user need not later specify again the individuals (and their e-mail addresses) to whom the User wishes to pay money or from whom the user wishes to request money.

The user may check the check box (column 415) for one or more of the address book entries 410 by clicking on that check box. The user may uncheck an already checked check box by clicking on it again.

5                   Registration for an Account with the Payment Enabler

FIG. 5 is a logical flow diagram 500 illustrating exemplary steps for registration of an individual for an account with the payment enabler 170. The registration process begins with step 510. For transactions that send payment to one or more groups of individuals, a listing of all groups is shown in a manner similar to that of FIG. 4. A set  
10   payment may be configured for the whole group or different payment amounts 180 and/or different payment methods may be selected for each individual.

In step 510, the individual establishes a secure connection with the payment enabler 170. Typically, the individual communicates with the payment enabler 170 via Web pages. In step 520, the individual provides the payment enabler 170 with the individual's e-  
15   mail address and other identification information included in the individual's profile.

In step 530, the individual provides the payment enabler 170 with information for one or more payment methods. In step 540, the individual selects a default payment method.

In step 550, the individual provides the payment enabler 170 with information  
20   for one or more methods of receiving money. In step 560, the individual selects a default method for receiving money.

In step 565, the payment enabler 170 provides the individual with a user name and password. Alternatively, the payment enabler 170 may permit the individual to choose his or her own password. In some embodiments, the e-mail address serves as the user name.

25                   In step 570, the payment enabler 170 creates a database record that stores the individual's account information. This account information includes the profile of the individual, as well as the individual's user name and password. This database record may also include a pending transactions file and a history transactions file that store the information that the payment enabler 170 respectively uses to produce at the individual's request the  
30   online statement of pending transactions for the individual and the online statement of history transactions for the individual.

In step 580, the payment enabler 170 sends the individual a confirmation e-mail having a deep link that the individual can follow to activate the account. In step 590, the individual follows the deep link to activate the account. The registration process then ends in step 595. Once the account is activated, a stored value account 190 is created that is linked to the individual.

### Sending Money to Other Individuals

FIG. 6 is a logical flow diagram 600 illustrating exemplary steps for a send money process 600 in which a payor 110 can send money 180 to a payee 130. The send money process 600 begins with step 610.

In step 610, the payor 110 logs into the payor's account through a secure connection with the payment enabler 170 and selects the "send money" option, perhaps by clicking the "send money" button 230.

In step 620, the payor 110 provides the payment enabler 170 with the send money transaction information. The payor 110 may communicate this information to the payment enabler 170 through Web forms.

In step 630, the payment enabler 170 searches for the e-mail address of the payee 130 in the database of user accounts to determine if the payee is a registered user. In step 635, the payment enabler 170 determines if the e-mail address of the payee 130 was found. If the e-mail address of the payee 130 was found, then the "YES" branch is followed to step 690 because the payee is already a registered user. In that case, the payment enabler 170 completes the transaction in step 690 before the send money process 600 ends in step 695.

Referring again to step 635, if the payment enabler 170 determines that the e-mail address of the payee 130 was not found, then the "NO" branch is followed to step 640 because the payee is not already a registered user. In step 640, the payor 110 specifies a question and an expected answer for the purpose of authenticating the payee 130. Although this embodiment uses a secret question for authentication, other embodiments could use encryption, a certificate, a biometric device or other technology for authorization.

In step 650, the payment enabler 170 sends the payee 130 an e-mail to notify the payee that the payee can receive the payment from the payor 110 by registering for an account with the payment enabler. The e-mail may include a link that the payee 130 can

follow to register for the account with the payment enabler 170. In step 660, the payment enabler 170 determines if the payee registers for an account with the payment enabler.

If the payee 130 never registers for an account with the payment enabler 170, then the “NO” branch is followed to step 695, and the send money process 600 ends. If, in  
5 step 660, the payee 130 does register for an account with the payment enabler 170, then the “YES” branch is followed to step 670.

In step 670, the payment enabler 170 poses the security question to the payee 130 and receives a response from the payee. In step 680, the payment enabler 170 determines if the response matches the expected answer to the security question that was entered by the  
10 payor 110 in step 640. If the response does not match the expected answer, then the “NO” branch is followed to step 695, and the send money process 600 ends.

If the response does match the expected answer in step 680, then the “YES” branch is followed to step 690. In step 690, the payment enabler 170 completes the transaction. The send money process 600 then ends in step 695.

15 In the above embodiment, the payee 130 interacts with the payment enabler 170 in order to transfer payment 180 to a stored value account 160-2 for the payee. Other embodiments could send the payment 180 directly to the payee without the need for interaction with the payment enabler 170, by sending a check or other instrument directly to the payee 130. Further, the payee may merely be informed of the payment 180 and pick-up  
20 the payment from an intermediary 160 with a retail storefront.

FIG. 7 is a logical flow diagram 620 illustrating exemplary steps for provision of the “send money” transaction information to the payment enabler 170 by the payor 110. The logical flow diagram of FIG. 7 comprises an exemplary process corresponding to routine 620 on FIG. 6. The routine 620 begins with step 710.

25 In step 710, the payor 110 specifies the e-mail address of the payee 130. The payor 110 may do this by typing in the e-mail address or by selecting the e-mail address from an online e-mail address book. Other embodiments could use any unique identifier and not just an e-mail address.

In step 720, the payor 110 specifies the amount 180 to pay the payee 130. In  
30 step 730, the payor 110 may specify a subject that may identify the transaction in the pending and history transactions files. The subject may also identify the transaction in the subject line of an e-mail to the payee 130 about the transaction. If an auction payment, the subject may

include an auction identifier such as an auction listing title and/or an auction number. In step 740, the payor 110 optionally specifies a message for the payment enabler 170 to include in the e-mail notifying the payee 130 of the transaction.

5 In step 750, the payor 110 optionally selects a payment method to be used in this transaction instead of the default payment method. In step 760, the payor 110 optionally identifies the payment 180 as a future or a recurring payment. The payment enabler 170 may provide a graphical calendar to assist in scheduling future payments. For example, the payor 110 may click a box corresponding to a specific day to schedule the payment 180 for that day. In some embodiments, the payor 110 may indicate payment should be a check, money  
10 order, gift certificate, or other instrument. The instrument could be mailed directly to a payee address provided by the payor 110 or picked-up by the payee 130 at a local storefront.

In step 770, the payment enabler 170 displays a summary of the transaction to the payor 110. In step 780, the payment enabler 170 offers the payor 110 the opportunity to confirm the transaction or to reenter the transaction information. In step 790, the payment  
15 enabler 170 determines if the payor 110 has confirmed the transaction. If the transaction is confirmed, then the "YES" branch is followed to step 795, and the routine 620 returns. However, if the payment enabler 170 determines in step 790 that the payor 110 has decided not to confirm the transaction, then the "NO" branch is followed back to step 710, and the payor reenters the transaction information.

20 FIG. 8 is a logical flow diagram 690 illustrating exemplary steps for completion of the "send money" transaction by the payment enabler 170. The logical flow diagram of FIG. 8 comprises an exemplary process corresponding to routine 690 of FIG. 6. The routine 690 begins with step 810.

In step 810, the payment enabler 170 assigns a unique transaction identifier to  
25 the transaction and creates a database record of the transaction. This unique identifier may be used to access the record of a transaction whenever a customer inquires about the transaction.

In step 820, the payment enabler 170 initiates the transfer of the payment amount 180 from the payor 110 to the intermediary 160 using the first money transfer method. Some embodiments may move the payment from the payor's stored value account  
30 190-1 to the payee's stored value account 190-2 to accomplish the transfer. If the payor 110 identified the payment 180 as a future or recurring payment in step 760 of FIG. 7, then the

payment enabler 170 waits until the specified time or times to initiate the transfer of the payment amount 180 from the payor to the intermediary 160.

If the payor 110 specified a particular payment method to be used in this transaction in step 750 of FIG. 7, then that payment method comprises the first money transfer method. Otherwise, the first money transfer method comprises the default payment method specified for the account of the payor 110.

In step 830, the payment enabler 170 updates the pending transactions file for the payor 110. Typically, this update involves adding the transaction to the pending transactions file for the payor 110 as a “send” type transaction with a “pending” status.

In step 840, the payment enabler 170 updates the pending transactions file for the payee 130. Typically, this update involves adding the transaction to the pending transactions file for the payee 130 as a “receive” type transaction with a “pending” status.

In step 850, the intermediary 160 receives the payment amount 180. In step 860, the payment enabler 170 transfers the payment amount 180 from the intermediary 160 to the payee 130 using the second money transfer method. Typically, the second money transfer method comprises the default money receipt method specified for the account of the payee 130.

The payment enabler 170 may send an e-mail to the payee 130 to notify the payee of the money 180 being sent. This e-mail may optionally require that the payee 130 authorize receipt of the money 180 before the payment enabler 170 will complete the payment through the second money transfer method. This e-mail may also optionally offer the payee 130 the opportunity to change the second money transfer method for this particular transaction from the default money receipt method to another money receipt method.

In step 870, the payment enabler 170 changes the status of the transaction for both the payor 110 and the payee 130 from “pending” to “fulfilled” and moves the transactions from their pending transactions files to their history transactions files.

In step 880, the payment enabler 170 may send confirmation e-mails to the payor 110 and the payee 130 notifying them of completion of the transaction. The routine then returns in step 890.

#### Requesting Money from Other Individuals

FIG. 9 is a logical flow diagram 900 illustrating exemplary steps for a request money process 900 in which a payee 130 can request money 180 from a payor 110. The request money process 900 begins with step 910.

5 In step 910, the payee 130 logs into the payee's account through a secure connection with the payment enabler 170. The payee 130 then selects the "request money" option, perhaps by clicking the "request money" button 240.

10 In step 920, the payee 130 provides the payment enabler 170 with information used to process the money request. This may be done via a Web page form. In step 930, the payment enabler 170 adds the transaction as a "request" type transaction to the pending transactions file of the payee 130.

15 In step 940, the payment enabler 170 searches for the e-mail address of the payor 110 in the database of user accounts to determine if the payor is a registered user of the payment enabler 170. In step 945, the payment enabler 170 determines if the address was found. If the address was not found, then the payor 110 does not have an account with the payment enabler 170, and the "NO" branch is followed to step 950.

In step 950, the payment enabler 170 sends an e-mail to the payor 110 notifying the payor of the money request. This e-mail also invites the payor 110 to register for an account with the payment enabler 170.

20 In step 955, the payor 110 registers for an account with the payment enabler 170. Preferably, the payor 110 reaches a registration page of the payment enabler 170 by following a link in the e-mail. Step 970, to be discussed shortly, is then executed.

25 Referring again to step 945, if the payment enabler 170 found the e-mail address of the payor 110 in the database of user accounts, then the payor does have an account with the payment enabler, and the "YES" branch is followed to step 960. In step 960, the payment enabler 170 sends an e-mail to the payor 110 notifying the payor of the money request and containing a link to a Web page through which the payor can respond to the money request. In step 965, the payor 110 follows the link in the e-mail, and step 970 is then executed.

30 Step 970 follows either step 955 or step 965. In step 970, the payment enabler 170 provides the payor 110 with a Web page for authorizing payment of the amount 180 requested in the money request. If step 970 is reached from step 955, then the payment



enabler 170 preferably provides this Web page to the payor 110 automatically at the end of the registration process.

In step 980, the payor 110 authorizes the payment 180. In step 990, the payment enabler 170 completes the money transfer with an intermediary 160 acting as a conduit between the payor 110 and the payee 130 in the manner already described. The payment enabler 170 also updates the pending and history transactions files for both the payor 110 and the payee 130. The request money process 900 then ends in step 995.

FIG. 10 is a logical flow diagram 970 illustrating exemplary steps by which the payee 130 can provide the payment enabler 170 with the information used by the payment enabler to process the money request. The logical flow diagram of FIG. 10 corresponds to routine 920 on FIG. 9. The routine 920 begins with step 1010.

In step 1010, the payee 130 specifies the e-mail address of the payor 110. The payee 130 may do this by typing in the e-mail address or by selecting the e-mail address from an online e-mail address book such as the one depicted in FIG. 4.

In step 1020, the payee 130 specifies the amount 180 to be requested from the payor 110. In step 1030, the payee 130 specifies a subject that may identify the transaction in the pending and history transactions files. This subject may also comprise the subject line of an e-mail notifying the payor 110 of the money request.

In step 1040, the payee 130 optionally specifies a message for the payment enabler 170 to include in the e-mail notifying the payor 110 of the money request. In step 1050, the payee 130 optionally selects a money receipt method to be used in this transaction instead of the default money receipt method specified in the payee's profile. The routine 930 then returns in step 1060.

A number of variations and modifications of the invention can also be used. The payment capability could be used to pay subscription fees and other electronic costs. For example, the some music web sites charge small fees for downloading music or may charge a small monthly fee. A request could be made to the payor that is fulfilled by transferring funds from the stored value account of the payor to the stored value account of the merchant payee.

While the principles of the invention have been described above in connection with specific apparatuses and methods, it is to be clearly understood that this description is made only by way of example and not as limitation on the scope of the invention.

WHAT IS CLAIMED IS:

1                   1.       A computer-implementable method for providing a person-to-person  
2 payment service through a computer server of a computer network, comprising steps of:  
3                   maintaining a database of e-mail addresses corresponding to individuals  
4 having accounts that provide the individuals with functionality offered by the computer  
5 server for online management of financial transactions;  
6                   receiving from a first individual located at a remote computer an e-mail  
7 address of a second individual to whom the first individual wants to send an amount of  
8 money;  
9                   searching the database of e-mail addresses for the e-mail address of the second  
10 individual; and  
11                   completing a payment of the amount of money from the first individual to the  
12 second individual if the e-mail address of the second individual was previously found in the  
13 database of e-mail addresses.

1                   2.       The computer-implementable method for providing the person-to-  
2 person payment service through the computer server of the computer network as recited in  
3 claim 1, wherein completing the payment of the amount of money from the first individual to  
4 the second individual comprises steps of:  
5                   transferring the amount of money into a first stored value account using a first  
6 money transfer method;  
7                   transferring the amount of money from the first stored value account to a  
8 second stored value account; and  
9                   transferring the amount of money from the second stored value using a second  
10 money transfer method.

1                   3.       The computer-implementable method for providing the person-to-  
2 person payment service through the computer server of the computer network as recited in  
3 claim 2, wherein the second money transfer method comprises a default money receipt  
4 method that the second individual has selected for an account associated with the e-mail  
5 address of the second individual.

1                   4.     The computer-implementable method for providing the person-to-  
2 person payment service through the computer server of the computer network as recited in  
3 claim 2, wherein the second money transfer method includes at least one of a gift certificate,  
4 an electronic gift certificate, a check, a money order, a coupon, a savings bond, a negotiable  
5 instrument, airline mileage credit, a credit card credit, a debit card credit, a bank transfer, an  
6 electronic funds transfer, cancellation of a debt with a third party, a telegram, a gift  
7 announcement, a printed greeting card, and an electronic greeting card.

1                   5.     The computer-implementable method for providing the person-to-  
2 person payment service through the computer server of the computer network as recited in  
3 claim 1, wherein completing step comprises steps of:

4                         initiating a transfer of the amount of money from the first individual to a first  
5 intermediary bank account using a first money transfer method;

6                         sending an e-mail to the e-mail address of the second individual in order to  
7 notify the second individual of the payment and that the second individual can receive the  
8 payment by providing authorization for receipt of the payment;

9                         receiving the authorization from the second individual for receipt of the  
10 payment; and

11                        transferring the amount of money from a second intermediary bank account to  
12 the second individual using a second money transfer method after receiving the authorization  
13 from the second individual for the receipt of the payment.

1                   6.     The computer-implementable method for providing the person-to-  
2 person payment service through the computer server of the computer network as recited in  
3 claim 5, further comprising a step of receiving from the second individual a selection of a  
4 method for receiving the payment, and wherein the second money transfer method comprises  
5 the method for receiving the payment.

1                   7.     The computer-implementable method for providing the person-to-  
2 person payment service through the computer server of the computer network as recited in  
3 claim 1, wherein completing step comprises steps of:

4 initiating a transfer of the amount of money from the first individual to an  
5 intermediary bank account using a first money transfer method; and  
6 crediting a stored value account of the second individual with the amount of  
7 money.

1 8. The computer-implementable method for providing the person-to-  
2 person payment service through the computer server of the computer network as recited in  
3 claim 7, wherein completing step comprises steps of:  
4 issuing a physical card to the second individual;  
5 receiving an indication that the physical card has been run through a point-of-  
6 sale swipe terminal of a merchant in order to make a purchase;  
7 debiting the stored value account of the second individual by the cost of the  
8 purchase; and  
9 paying the merchant the cost of the purchase from the intermediary bank  
10 account.

1 9. The computer-implementable method for providing the person-to-  
2 person payment service through the computer server of the computer network as recited in  
3 claim 1, further comprising a step of:  
4 if the e-mail address for the second individual was not found in the database of  
5 e-mail addresses, then sending the second individual an e-mail to notify the second individual  
6 that the second individual can receive the payment of the amount of money by registering for  
7 an account with the computer server.

1 10. The computer-implementable method for providing the person-to-  
2 person payment service through the computer server of the computer network as recited in  
3 claim 9, further comprising steps of:  
4 determining that the second individual has registered for the account with the  
5 computer server in response to the e-mail; and  
6 completing the payment of the amount of money from the first individual to  
7 the second individual after the second individual has registered for the account with the  
8 computer server.

1                   11.     The computer-implementable method for providing the person-to-  
2 person payment service through the computer server of the computer network as recited in  
3 claim 9, further comprising steps of:

4                   if the e-mail address for the second individual was not found in the database of  
5 e-mail addresses, then:

6                   querying the first individual for a question to be posed to the second  
7 individual to authenticate the second individual;

8                   further querying the first individual for an expected response to the  
9 question;

10                  posing the question to the second individual;

11                  receiving an actual response to the question from the second  
12 individual;

13                  comparing the actual response to the expected response; and

14                  providing the second individual with the account only if the actual  
15 response matches the expected response.

1                   12.     The computer-implementable method for providing the person-to-  
2 person payment service through the computer server of the computer network as recited in  
3 claim 1, further comprising receiving from the first individual a future date for which the  
4 payment of the amount of money should be scheduled, and wherein completing step  
5 comprises steps of:

6                   on the future date, initiating a transfer of the amount of money from the first  
7 individual to a first intermediary bank account using a first money transfer method; and

8                   then transferring the amount of money from a second intermediary bank  
9 account to the second individual using a second money transfer method.

1                   13.     The computer-implementable method for providing the person-to-  
2 person payment service through the computer server of the computer network as recited in  
3 claim 12, wherein receiving from the first individual the future date for which the payment of  
4 the amount of money should be scheduled comprises steps of:

5                   providing the first individual with a graphical calendar interface having dates  
6 that can be selected with a pointing device; and

7 from the first individual, receiving a selection of the future date through the  
8 pointing device from the dates that can be selected.

1 14. The computer-implementable method for providing the person-to-  
2 person payment service through the computer server of the computer network as recited in  
3 claim 12, further comprising steps of:

4 receiving a frequency and duration for recurrence of the payment of the  
5 amount of money from the first individual to the second individual; and

6 repeating the payment of the amount of money from the first individual to the  
7 second individual in accordance with the frequency and duration for the recurrence of the  
8 payment.

1 15. The computer-implementable method for providing the person-to-  
2 person payment service through the computer server of the computer network as recited in  
3 claim 1, wherein receiving step comprises a step of:

4 providing the first individual with an online e-mail address book; receiving a  
5 selection of the e-mail address of the second individual from the online e-mail address book.

1 16. The computer-implementable method for providing the person-to-  
2 person payment service through the computer server of the computer network as recited in  
3 claim 1, wherein the first individual has one of the accounts, and further comprising making  
4 statements of pending and history transactions available for online viewing by the first  
5 individual.

1 17. The computer-implementable method for providing the person-to-  
2 person payment service through the computer server of the computer network as recited in  
3 claim 1, further comprising steps of:

4 receiving a trigger condition for a stored value account of the first individual;  
5 automatically transferring credit from the stored value account of the first  
6 individual when the trigger condition is satisfied.

1 18. The computer-implementable method for providing the person-to-  
2 person payment service through the computer server of the computer network as recited in  
3 claim 17, wherein the trigger condition is selected from the following:

4 a credit balance in the stored value account exceeding a specified amount; and  
5 a period of time expiring.

1 19. A computer-readable medium having computer-executable instructions  
2 for performing the computer-implementable method for providing the person-to-person  
3 payment service through the computer server of the computer network of claim 1.

1 20. A computer system adapted to perform the computer-implementable  
2 method for providing the person-to-person payment service through the computer server of  
3 the computer network of claim 1.

1 21. A computer-implementable method for providing a money request  
2 service through a computer server of a computer network, comprising steps of:

3 maintaining a database of e-mail addresses corresponding to individuals  
4 having accounts that provide the individuals with functionality offered by the computer  
5 server for online management of financial transactions;

6 receiving from a first individual located at a remote computer an e-mail  
7 address of a second individual from whom the first individual wants to request an amount of  
8 money;

9 sending an e-mail to the e-mail address of the second individual to notify the  
10 second individual that the first individual is requesting the amount of money;

11 receiving authorization from the second individual to pay the amount of  
12 money to the first individual; and

13 completing a payment of the amount of money from the second individual to  
14 the first individual.

1 22. The computer-implementable method for providing the money request  
2 service through the computer server of the computer network as recited in claim 21, wherein  
3 completing steps comprises steps of:

4 initiating a transfer of the amount of money from the second individual to a  
5 first intermediary bank account using a first money transfer method; and

6 transferring the amount of money from a second intermediary bank account to  
7 the first individual using a second money transfer method.

1           23.     The computer-implementable method for providing the money request  
2 service through the computer server of the computer network as recited in claim 21, wherein  
3 the e-mail includes a link to a Web page through which the second individual can provide the  
4 authorization to pay the amount of money to the first individual.

1           24.     The computer-implementable method for providing the money request  
2 service through the computer server of the computer network as recited in claim 21, further  
3 comprising searching the database of e-mail addresses for the e-mail address of the second  
4 individual, and wherein if the e-mail address of the second individual is not found in the  
5 database of e-mail addresses, then the e-mail further invites the second individual to register  
6 for an account with the computer server in order to pay the first individual the amount of  
7 money.

1           25.     The computer-implementable method for providing the money request  
2 service through the computer server of the computer network as recited in claim 24, wherein  
3 the e-mail further includes a link that the second individual can follow to register for the  
4 account with the computer server, and further comprising providing the second individual  
5 with a Web page through which the second individual can authorize payment of the amount  
6 of money to the first individual after second individual has registered for the account.

1           26.     The computer-implementable method for providing the money request  
2 service through the computer server of the computer network as recited in claim 21, further  
3 comprising receiving from the first individual a message to be included in the e-mail, and  
4 wherein sending the e-mail to the e-mail address of the second individual comprises  
5 including the message in the e-mail.

1           27.     The computer-implementable method for providing the money request  
2 service through the computer server of the computer network as recited in claim 26, further  
3 comprising receiving from the first individual a subject for the e-mail, and wherein, sending  
4 the e-mail to the e-mail address of the second individual comprises including the subject in a  
5 subject line of the e-mail.



1           28.    The computer-implementable method for providing the money request  
2 service through the computer server of the computer network as recited in claim 21, wherein  
3 receiving from the first individual located at the remote computer the e-mail address of the  
4 second individual from whom the first individual wants to request the amount of money  
5 comprises:

6                   providing the first individual with an online e-mail address book; and  
7                   receiving a selection of the e-mail address of the second individual from the  
8 online e-mail address book.

1           29.    The computer-implementable method for providing the money request  
2 service through the computer server of the computer network as recited in claim 21, wherein  
3 the remote computer at which the first individual is located comprises a wireless device for  
4 accessing the computer network.

1           30.    The computer-implementable method for providing the money request  
2 service through the computer server of the computer network as recited in claim 21, further  
3 comprising steps of:  
4                   receiving a trigger condition for a stored value account of the first individual;  
5                   automatically transferring credit from the stored value account of the first  
6 individual when the trigger condition is satisfied.

1           31.    The computer-implementable method for providing the money request  
2 service through the computer server of the computer network as recited in claim 30, wherein  
3 the trigger condition is selected from the following:  
4                   a credit balance in the stored value account exceeding a specified amount; and  
5                   a period of time expiring.

1           32.    A computer-readable medium having computer-executable instructions  
2 for performing the computer-implementable method for providing the money request service  
3 through the computer server of the computer network of claim 21.

1                   33.     A computer system adapted to perform the computer-implementable  
2 method for providing the money request service through the computer server of the computer  
3 network of claim 21.

1                   34.     A system for enabling person-to-person payments over a wide area  
2 network, the system comprising:  
3                   a payment enabler web site that receives input from a payor;  
4                   a first stored value account associated with the payor;  
5                   a second stored value account associated with a payee;  
6                   a first transfer intermediary interface that receives a credit that is applied to the  
7 first stored value account; and  
8                   a second transfer intermediary interface that transmits the credit from the  
9 second stored value account, wherein the payment enabler web site organizes transfer of the  
10 credit between a first transfer intermediary, the second stored value account, and a second  
11 transfer intermediary.

1                   35.     The system for enabling person-to-person payments over the wide area  
2 network as recited in claim 34, wherein the first transfer intermediary includes one of a bank,  
3 a credit card company, a debit card company, a retail storefront, and a third stored value  
4 account.

1                   36.     The system for enabling person-to-person payments over the wide area  
2 network as recited in claim 34, further comprising a database of counter parties accessible by  
3 either the payee or payor.

1                   37.     The system for enabling person-to-person payments over the wide area  
2 network as recited in claim 36, wherein the database comprises at least one group of counter  
3 parties that can be selected at once as the payee or the payor for a person-to-person payment.

1                   38.     The system for enabling person-to-person payments over the wide area  
2 network as recited in claim 34, wherein the second transfer intermediary includes at least one  
3 of a bank, a credit card company, a debit card company, a retail storefront, a third stored

4 value account, an airline mileage program, a gift certificate issuer, an electronic gift  
5 certificate issuer, and a money order issuer.

1           39.     A method for transferring money using a computer network, the  
2 method comprising:

3                 saving information on credit received for a first user in a stored value account  
4 on a server computer system;

5                 receiving at the server computer system a first request from the first user to  
6 send money to a second user based on the stored value account;

7                 sending an electronic notification from the server computer to the second user  
8 to notify the second user of the request;

9                 creating a debit in the stored value account of the first user; and

10                sending the requested money to the second user upon a receipt of a second  
11 request at the server computer from the second user.

1           40.     The method for transferring money using the computer network as  
2 recited in claim 39, wherein the second-listed sending step comprises a step of crediting a  
3 stored value account of the second user on the server computer with a value corresponding to  
4 the requested money.

1           41.     The method for transferring money using the computer network as  
2 recited in claim 39, wherein the second-listed sending step comprises at least one of the  
3 following steps:

4                 sending money to a bank account of the second user;

5                 sending a credit to a credit or debit card of the second user;

6                 sending a check or money order to the second user;

7                 sending a telegram or greeting card with a check or money order to the second  
8 user; and

9                 sending an electronic greeting card to the second user with an electronic  
10 payment notification embedded therewith.

1           42.     A method for transferring money using a wide-area computer network  
2 and a stored value account, the method comprising:

3                   creating the stored value account for a first user on a server computer system;  
4                   receiving at the server computer system a request from the first user to have a  
5 second user transfer money into the stored value account of the first user;  
6                   sending an electronic notification from the server computer system to the  
7 second user to notify the second user of the request to transfer money into the stored value  
8 account of the first user; and  
9                   crediting the stored value account of the first user with the requested money  
10 upon receipt of an authorization at the server computer system from the second user.

1                   43.     The method for transferring money using the computer network and  
2 the stored value account as recited in claim 42, wherein the authorization includes  
3 information on a payment instrument from the second user.

1                   44.     The method for transferring money using the computer network and  
2 the stored value account as recited in claim 42, further comprising steps of:  
3                   receiving a trigger condition for the stored value account of the first user;  
4                   automatically transferring credit from the stored value account of the first user  
5 when the trigger condition is satisfied.

1                   45.     The method for transferring money using the computer network and  
2 the stored value account as recited in claim 44, wherein the trigger condition is selected from  
3 the following:  
4                   a credit balance in the stored value account exceeding a specified amount; and  
5                   a period of time expiring.

1                   46.     The method for transferring money using the computer network and  
2 the stored value account as recited in claim 42, wherein the first user, the second user and the  
3 server computer system are remote to each other.

1                   47.     The method for transferring money using the computer network and  
2 the stored value account as recited in claim 42, wherein the authorization includes an  
3 authorization to debit a second stored value account of the second user that is maintained on  
4 the server computer system.

1                   48.     The method for transferring money using the computer network and  
2 the stored value account as recited in claim 42, further comprising a step of receiving a  
3 second request at the server computer system to deposit funds into a bank account of the first  
4 user originating from the stored value account of the first user.

1                   49.     The method for transferring money using the computer network and  
2 the stored value account as recited in claim 42, wherein the computer server system  
3 comprises a plurality of computers coupled together by a computer network.

1                   50.     The method for transferring money using the computer network and  
2 the stored value account as recited in claim 42, wherein the requested money is unavailable  
3 until a future time specified by the second user.

1                   51.     A method for transferring money using a wide-area computer network,  
2 the method comprising:  
3                   receiving at a server computer system a first request from a sender to send  
4 money to a plurality of recipients;  
5                   sending electronic notifications from the server computer system to the  
6 recipients to notify the recipients of the request; and  
7                   providing payment to the recipients upon a receipt of a second request at the  
8 server computer system from each recipient.

1                   52.     The method for transferring money using the wide-area computer  
2 network as recited in claim 51, wherein the electronic notification includes at least one of a  
3 page, an instant message, an e-mail message, and a web page.

1                   53.     The method for transferring money using the wide-area computer  
2 network as recited in claim 51, wherein the first request includes a list of recipient e-mail  
3 addresses that have been manually entered by the sender.

1                   54.     The method for transferring money using the wide-area computer  
2 network as recited in claim 51, wherein the first request to transfer includes a list of recipient

3 e-mail addresses that have been selected by the sender from an address book maintained on  
4 the server computer system.

1           55.     The method for transferring money using the wide-area computer  
2 network as recited in claim 51, wherein the first request includes a list of recipient e-mail  
3 addresses received by the server computer system from a computer file submitted by the  
4 sender.

1           56.     The method for transferring money using the wide-area computer  
2 network as recited in claim 51, wherein the first request includes a list of recipient e-mail  
3 addresses received by the server computer and pasting the list into a field of a page created by  
4 the server computer.

1           57.     The method for transferring money using the wide-area computer  
2 network as recited in claim 51, wherein the receiving step includes receiving the first request  
3 that includes a unique money amount for at least two of the plurality of recipients.

1           58.     The method for transferring money using the wide-area computer  
2 network as recited in claim 51, wherein the computer server system comprises a plurality of  
3 computers coupled together by a computer network.

1           59.     A method for transferring money using a wide-area computer network,  
2 the method comprising:  
3           receiving at a server computer system a first request from a sender to send  
4 money to a recipient;  
5           sending an electronic notification from the server computer system to the  
6 recipient to notify the recipient of the first request;  
7           receiving a second request at the server computer system to receive at least  
8 some of the money as a money order; and  
9           sending a third request from the server computer system to a payment service  
10 to generate a negotiable instrument to permit the negotiable instrument to be delivered to the  
11 recipient, wherein the second request includes a delivery address and the amount of the  
12 negotiable instrument.

1           60.     The method for transferring money using the wide-area computer  
2 network as recited in claim 59, wherein recipient can request at least a portion be sent to a  
3 third party.

1           61.     The method for transferring money using the wide-area computer  
2 network as recited in claim 59, wherein the second-listed receiving step comprises a step of  
3 receiving the request at the server computer system from the sender.

1           62.     The method for transferring money using the wide-area computer  
2 network as recited in claim 59, wherein the negotiable instrument is selected from a group  
3 consisting of a gift certificate, an electronic gift certificate, a check, a money order, a coupon,  
4 a savings bond, and an airline mileage credit.

1           63.     The method for transferring money using the wide-area computer  
2 network as recited in claim 59, wherein the computer server system comprises a plurality of  
3 computers coupled together by a computer network.

1           64.     A method for transferring money using a wide-area computer network  
2 and a stored value account, the method comprising:  
3           creating the stored value account for a user on a server computer system;  
4           receiving money in the stored value account;  
5           receiving input from the user indicating a transfer method and trigger  
6 condition;  
7           determining if the trigger condition is satisfied; and  
8           automatically transferring credit from the stored value account of the user  
9 using the transfer method if the trigger condition is satisfied.

1           65.     The method for transferring money using the computer network and  
2 the stored value account as recited in claim 64, wherein determining step includes one of the  
3 following steps:  
4           determining a credit balance in the stored value account exceeds a specified  
5 amount; and  
6           determining that a period of time has expired.

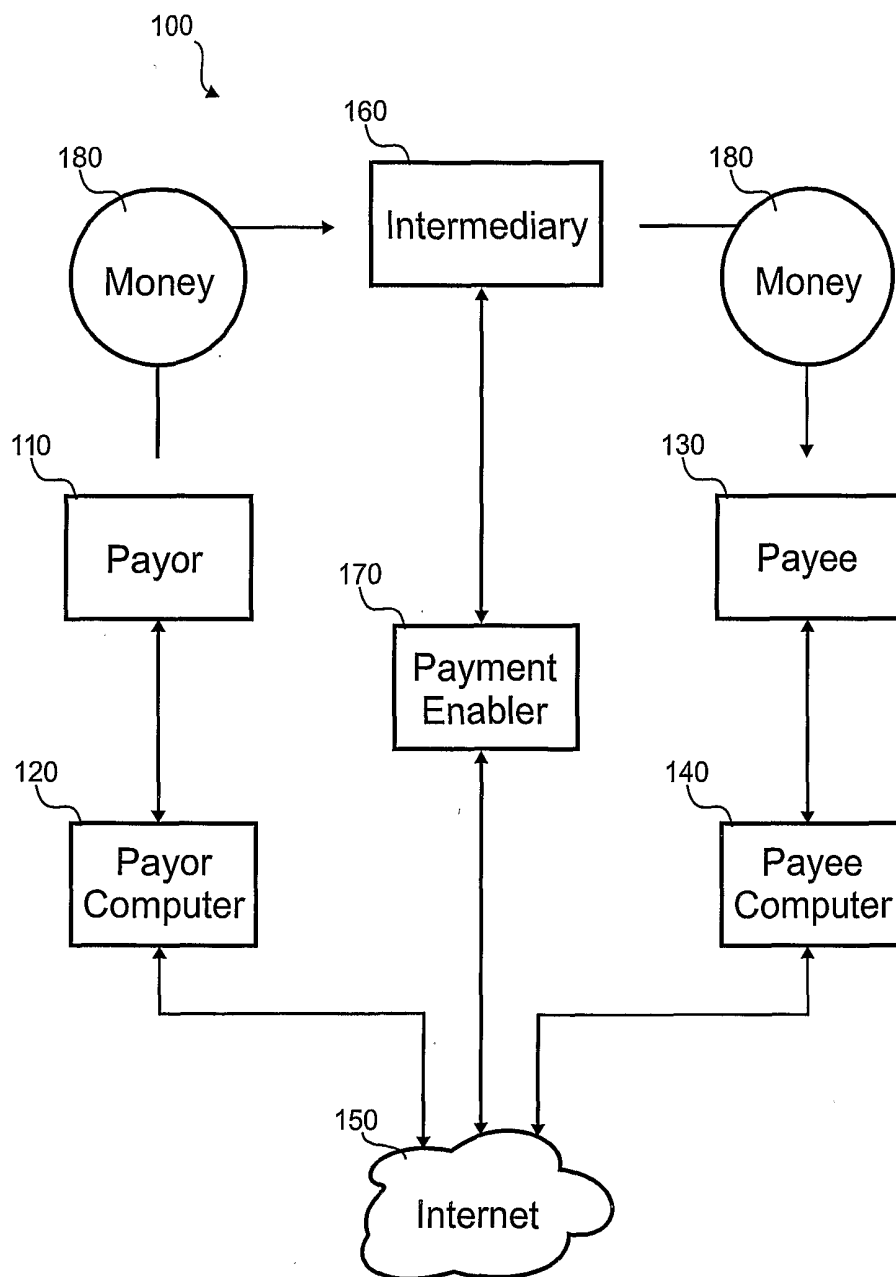


Fig. 1A



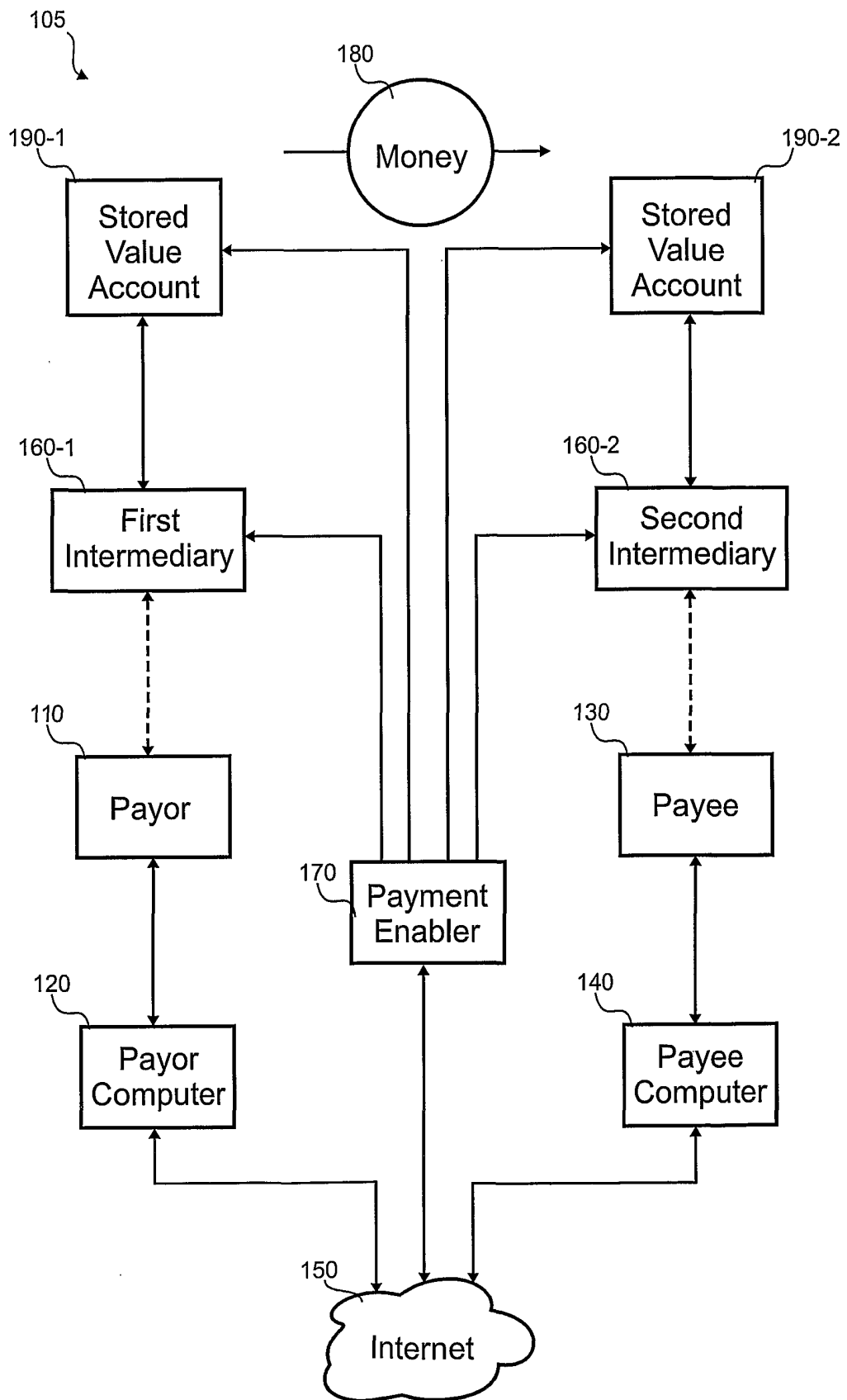


Fig. 1B

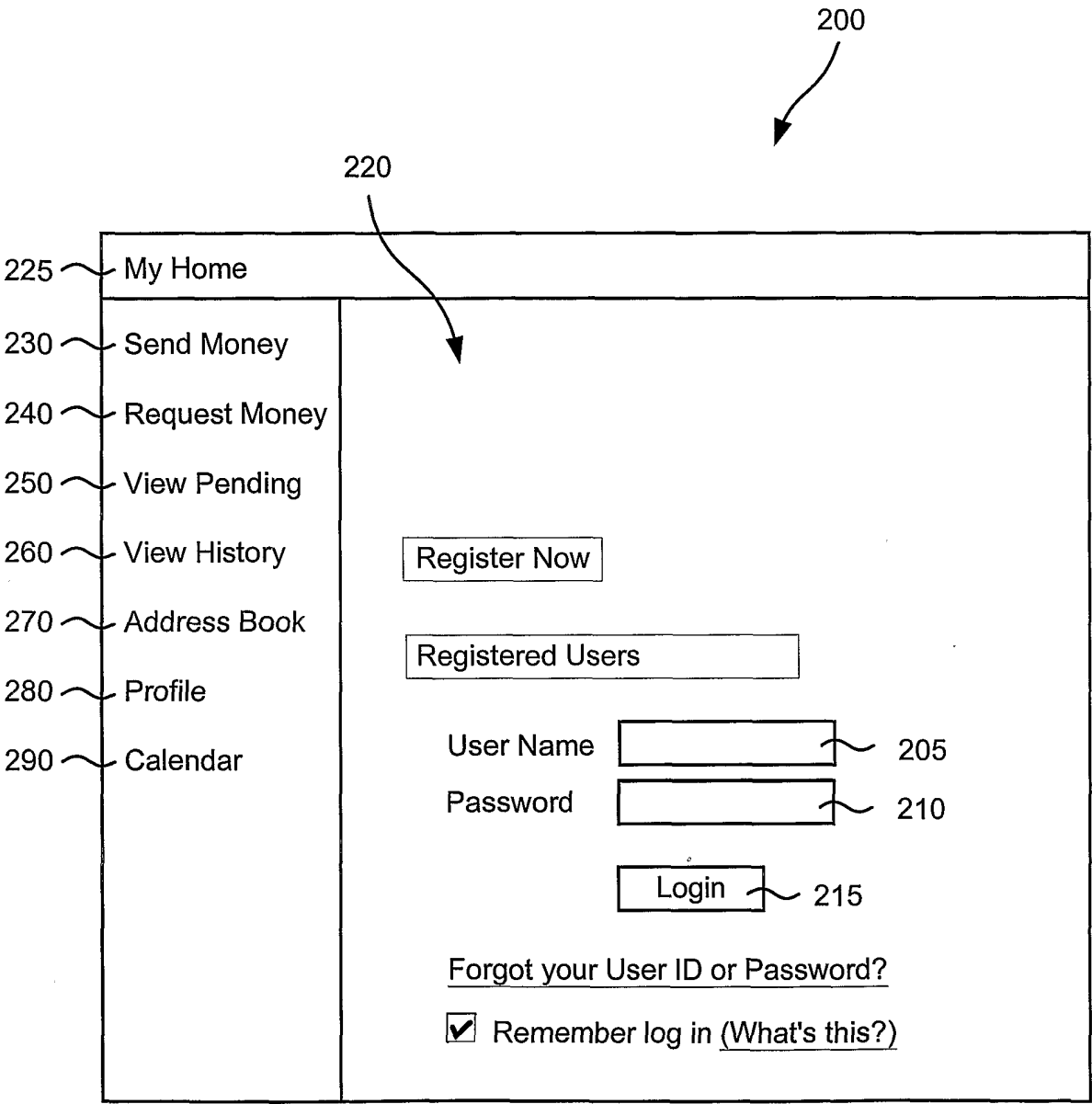


FIG. 2

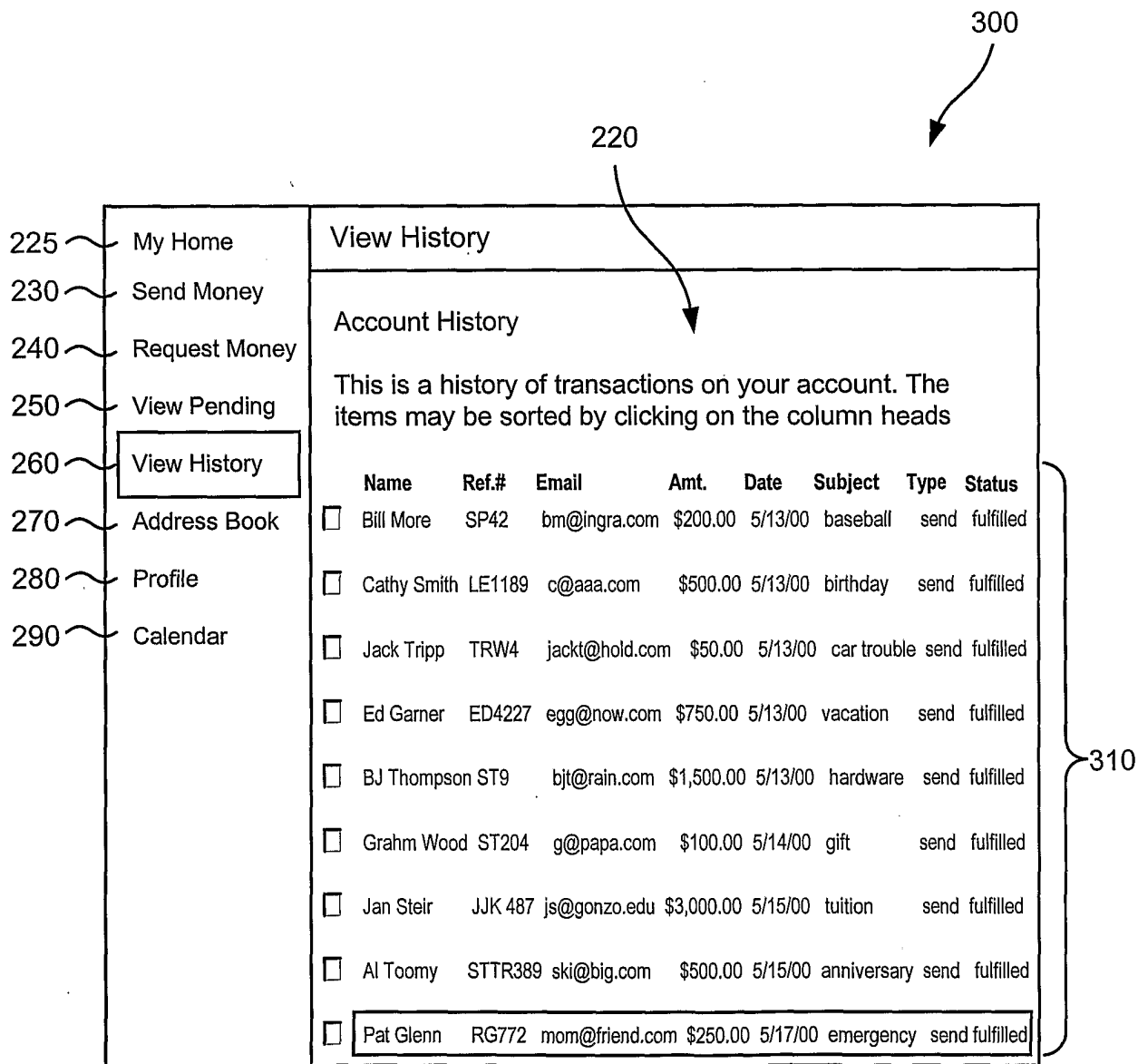


FIG. 3

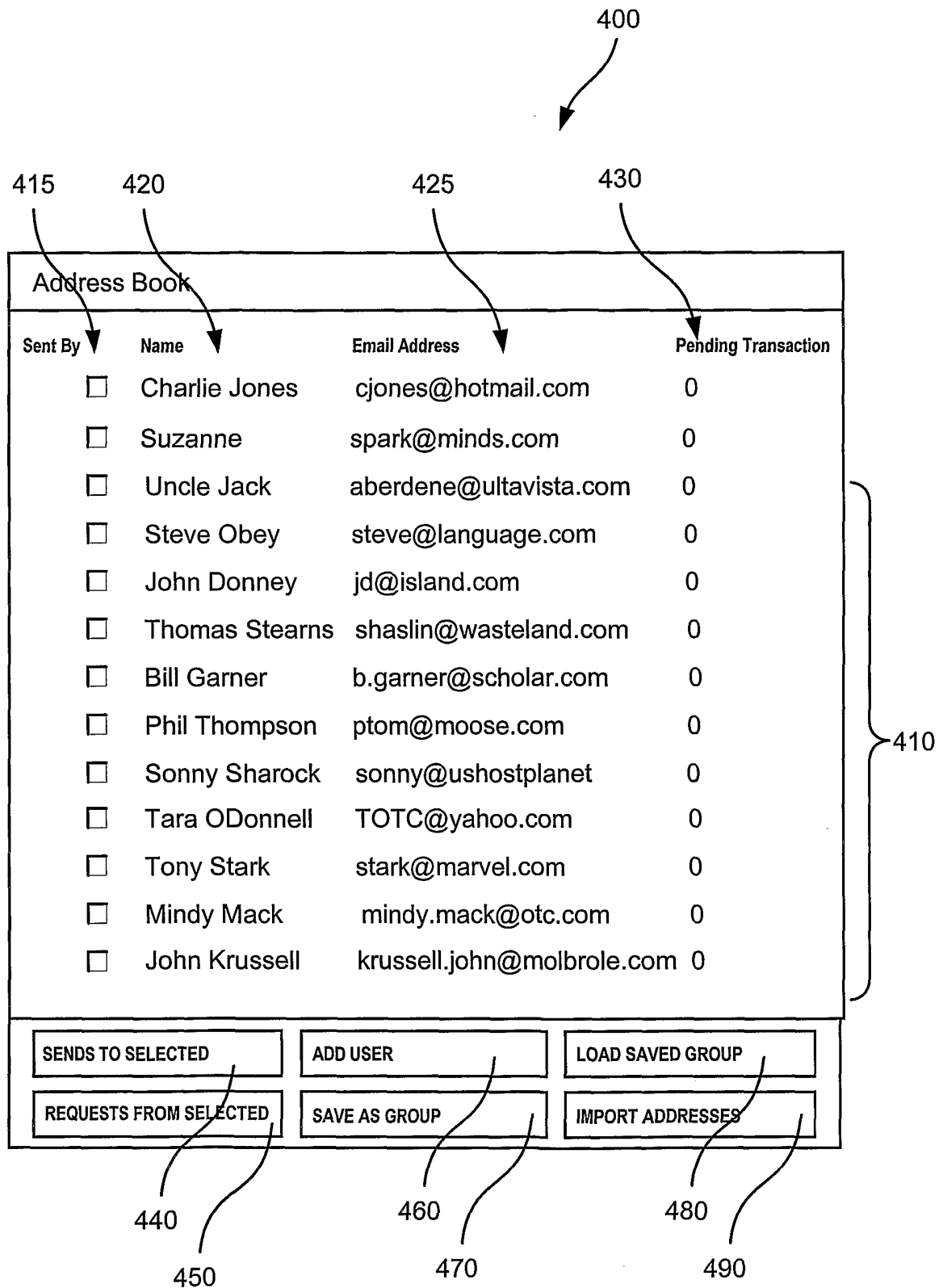


FIG. 4

6/11

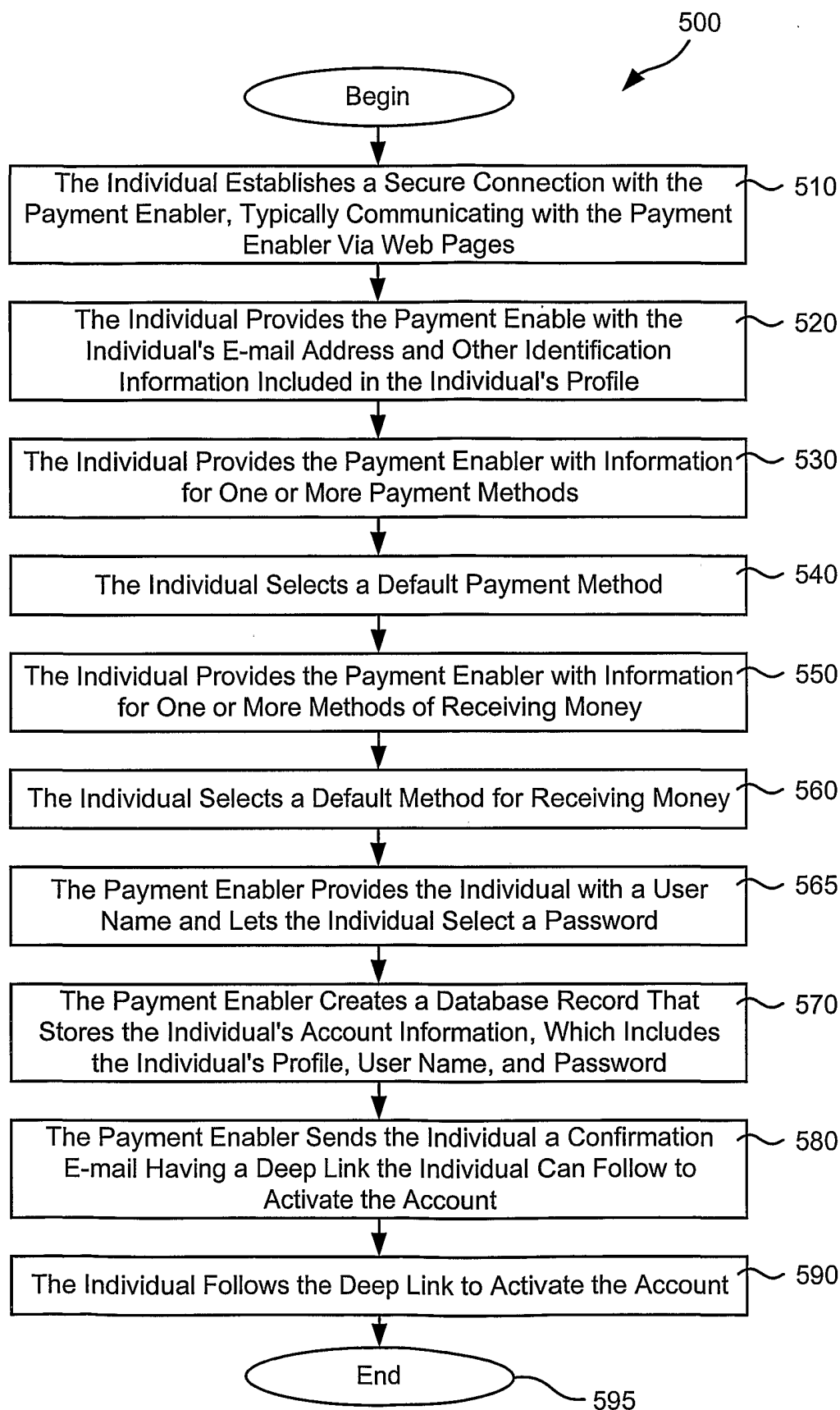


FIG. 5

7/11

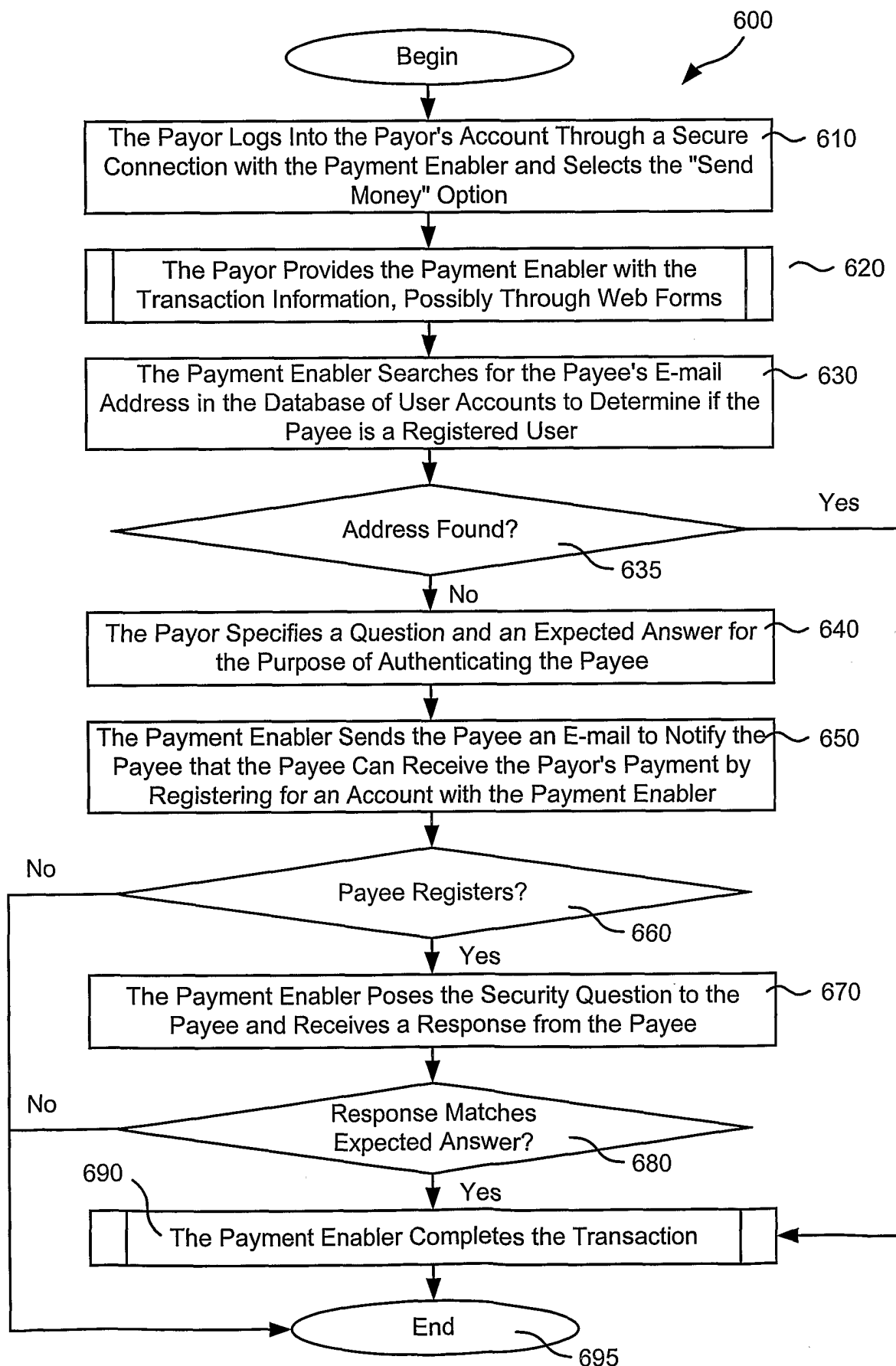


FIG. 6

8/11

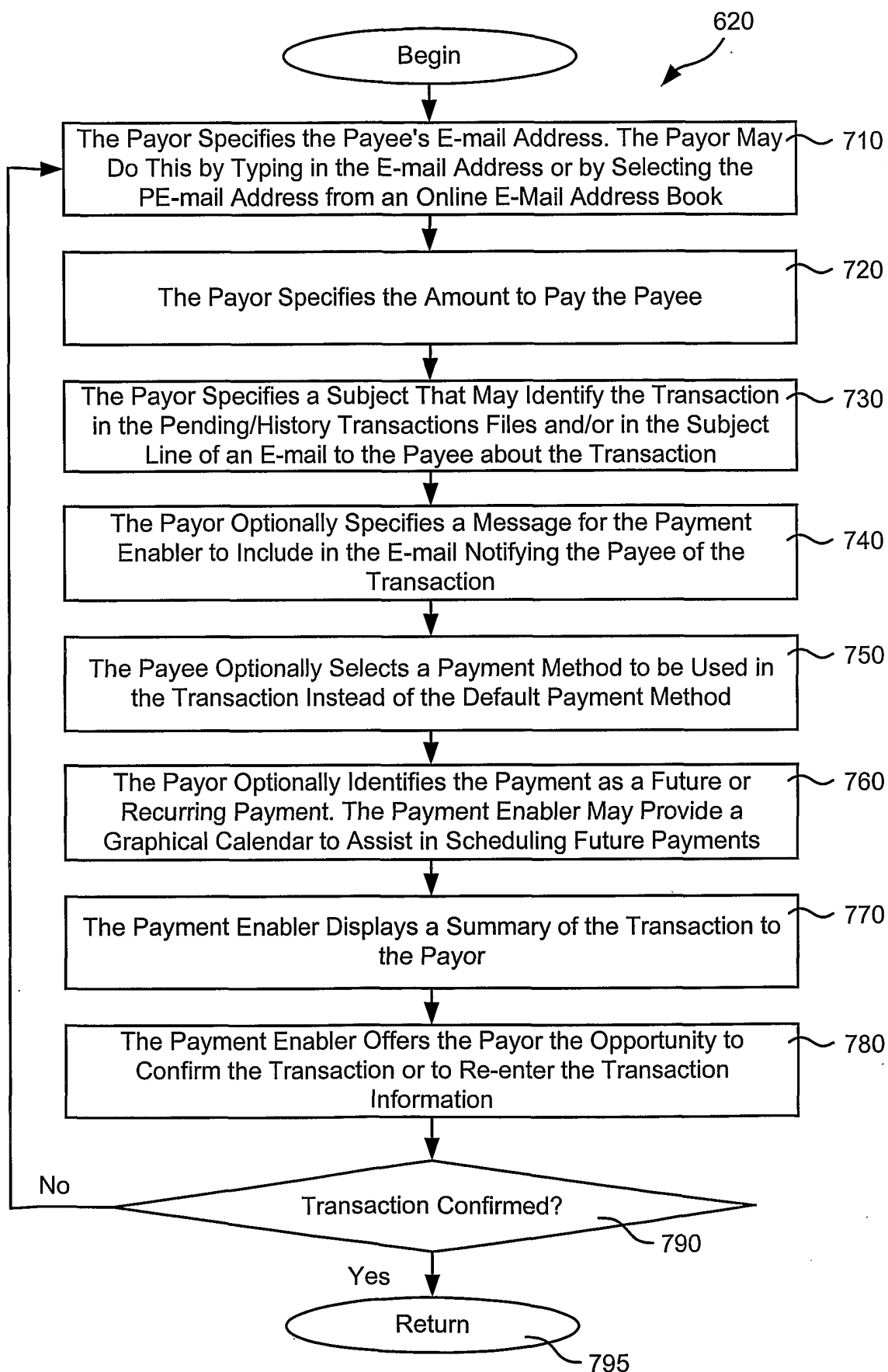


FIG. 7

9/11

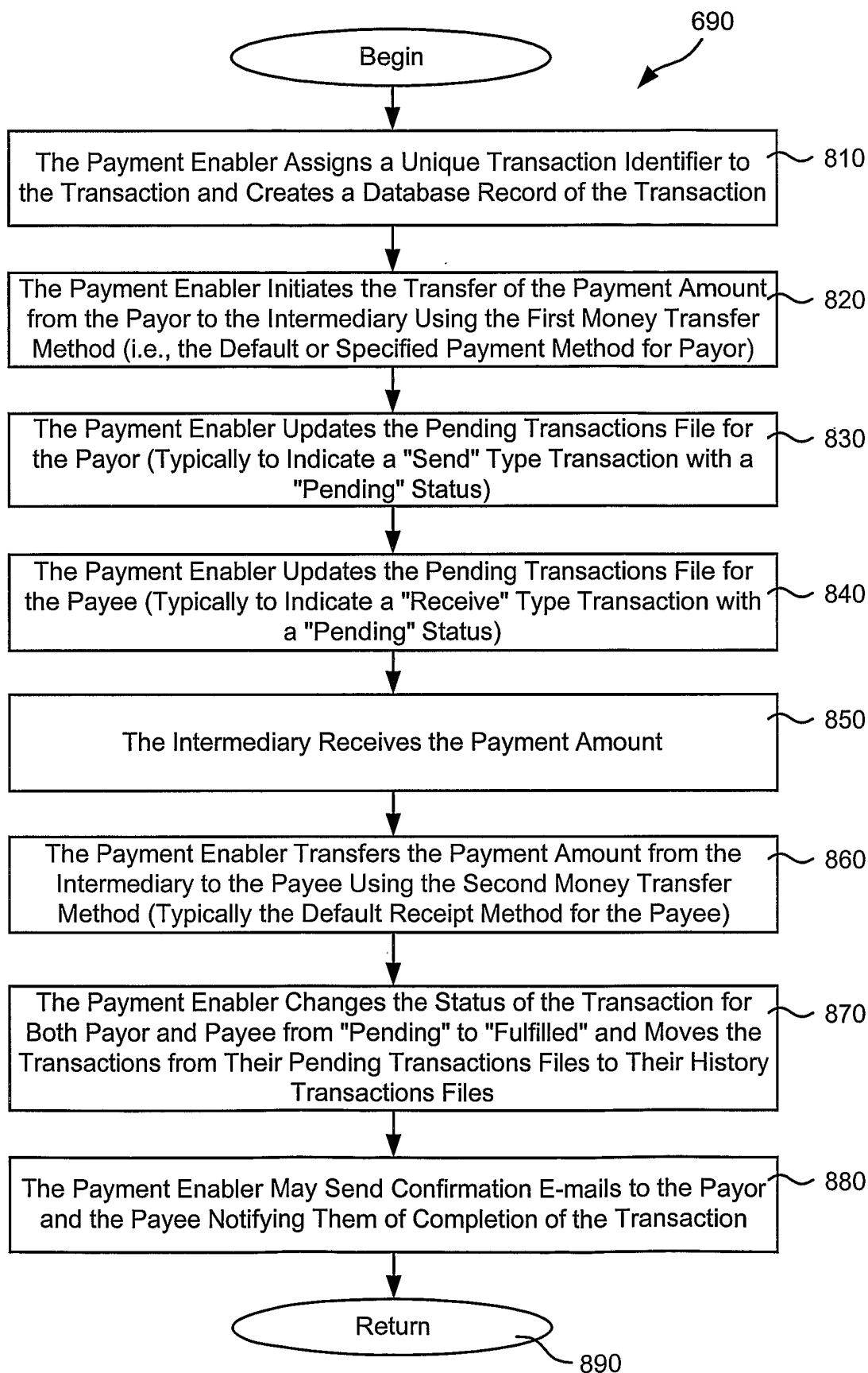
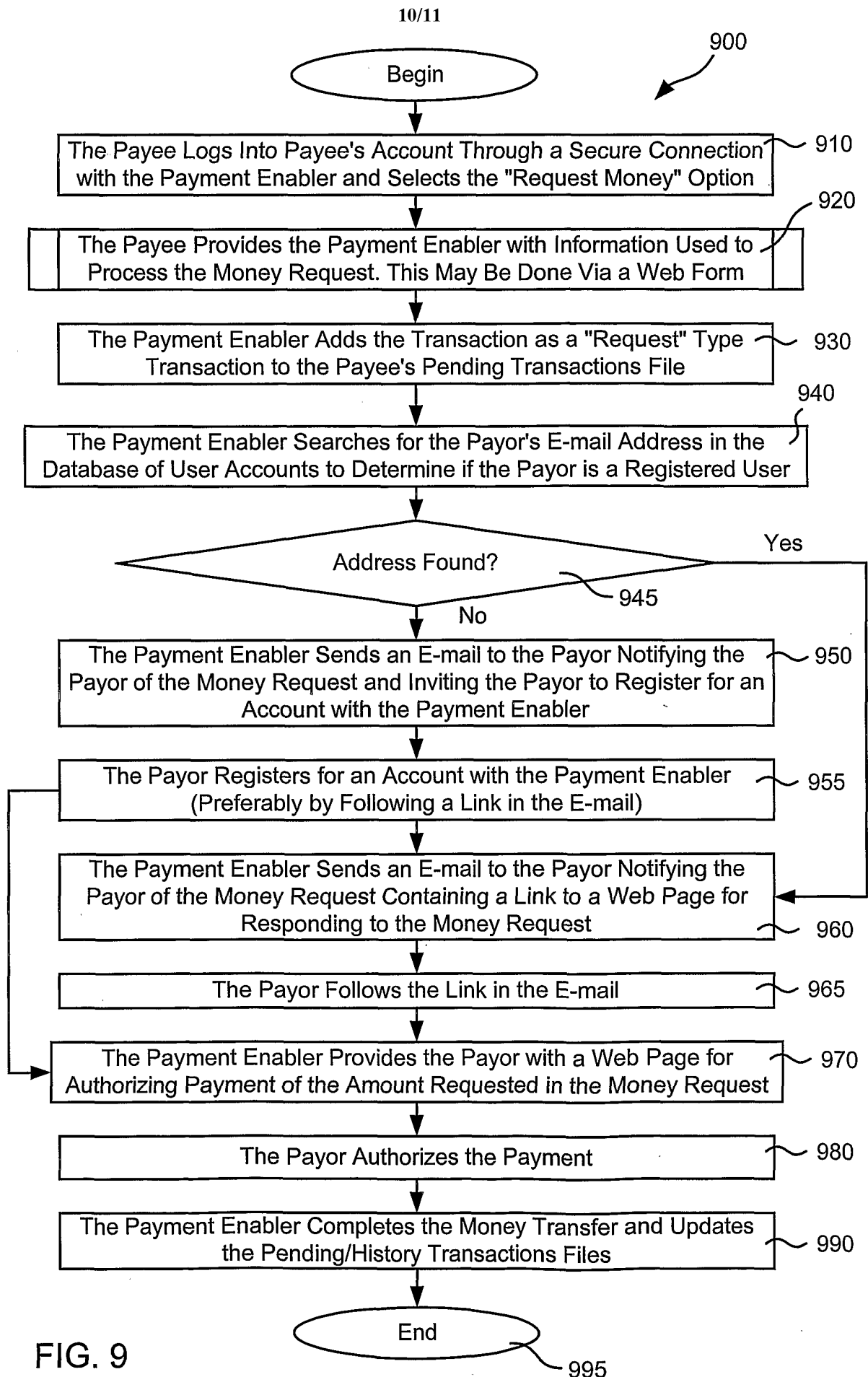


FIG. 8





11/11

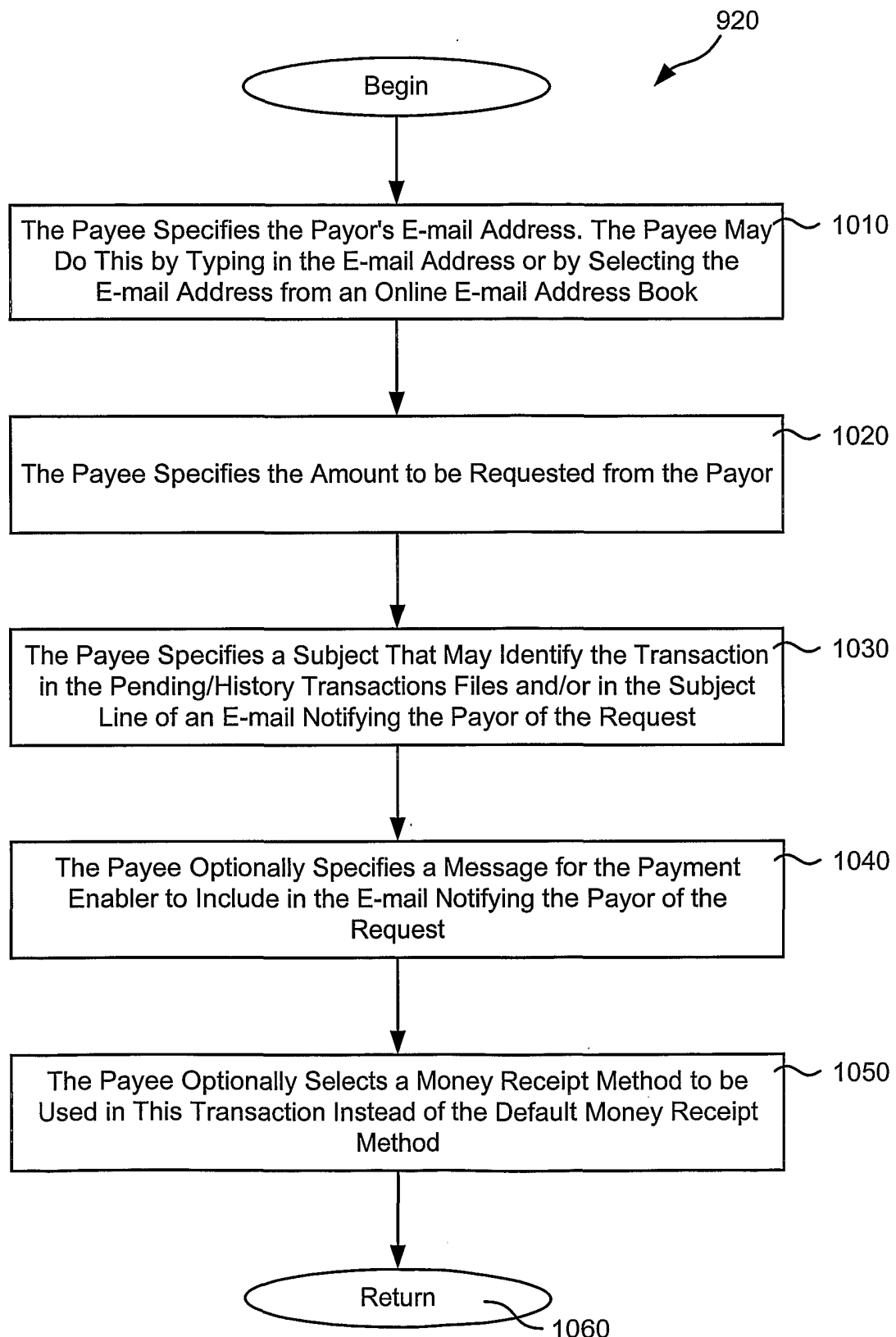


FIG. 10

## INTERNATIONAL SEARCH REPORT

International application No.  
PCT/US01/22179

**A. CLASSIFICATION OF SUBJECT MATTER**

IPC(7) : G06F 17/60

US CL : 705/39, 44

According to International Patent Classification (IPC) or to both national classification and IPC

**B. FIELDS SEARCHED**

Minimum documentation searched (classification system followed by classification symbols)

U.S. : 705/39, 40, 42, 44

Documentation searched other than minimum documentation to the extent that such documents are included in the fields searched

Electronic data base consulted during the international search (name of data base and, where practicable, search terms used)

EAST, WEST

**C. DOCUMENTS CONSIDERED TO BE RELEVANT**

Category*	Citation of document, with indication, where appropriate, of the relevant passages	Relevant to claim No.
X ----- Y	US 5,826,241 A (STEIN et al) 20 October 1998, entire document.	21-23,26, 27,30-35, 38-50, 64, 65 ----- 1 - 20, 24, 25, 28,29,36, 37,51-63
Y	US 6,032,133 A (HILT et al) 29 February 2000, entire document.	1-65
Y	US 5,757,917 A (ROSE et al) 26 May 1998, entire document.	1-65
Y	US 5,699,528 A (HOGAN) 16 December 1997, entire document.	1-65

☐ Further documents are listed in the continuation of Box C. ☐ See patent family annex.

* Special categories of cited documents:	"T" later document published after the international filing date or priority date and not in conflict with the application but cited to understand the principle or theory underlying the invention
"A" document defining the general state of the art which is not considered to be of particular relevance	"X" document of particular relevance; the claimed invention cannot be considered novel or cannot be considered to involve an inventive step when the document is taken alone
"B" earlier document published on or after the international filing date	"Y" document of particular relevance; the claimed invention cannot be considered to involve an inventive step when the document is combined with one or more other such documents, such combination being obvious to a person skilled in the art
"L" document which may throw doubts on priority claim(s) or which is cited to establish the publication date of another citation or other special reason (as specified)	"&" document member of the same patent family
"O" document referring to an oral disclosure, use, exhibition or other means	
"P" document published prior to the international filing date but later than the priority date claimed	

Date of the actual completion of the international search

05 SEPTEMBER 2001

Date of mailing of the international search report

25 OCT 2001

Name and mailing address of the ISA/US  
Commissioner of Patents and Trademarks  
Box PCT  
Washington, D.C. 20231

Facsimile No. (703) 305-3230

Authorized officer

VINCENT MILLIN

Telephone No. (703) 308-1884