

(19) **DANMARK**



Patent- og
Varemærkestyrelsen

(12)

Oversættelse af europæisk patentskrift

(10) **DK/EP 2817329 T3**

-
- (51) Int.Cl.: **C 07 K 14/00 (2006.01)** **A 61 K 38/00 (2006.01)** **A 61 K 38/16 (2006.01)**
C 07 K 14/195 (2006.01) **C 07 K 14/315 (2006.01)** **C 07 K 14/47 (2006.01)**
- (45) Oversættelsen bekendtgjort den: **2019-04-01**
- (80) Dato for Den Europæiske Patentmyndigheds bekendtgørelse om meddelelse af patentet: **2019-01-02**
- (86) Europæisk ansøgning nr.: **13752233.0**
- (86) Europæisk indleveringsdag: **2013-02-19**
- (87) Den europæiske ansøgnings publiceringsdag: **2014-12-31**
- (86) International ansøgning nr.: **SE2013050139**
- (87) Internationalt publikationsnr.: **WO2013126006**
- (30) Prioritet: **2012-02-20 SE 1250145**
- (84) Designerede stater: **AL AT BE BG CH CY CZ DE DK EE ES FI FR GB GR HR HU IE IS IT LI LT LU LV MC MK MT NL NO PL PT RO RS SE SI SK SM TR**
- (73) Patenthaver: **Swedish Orphan Biovitrum AB (Publ), , 112 76 Stockholm, Sverige**
- (72) Opfinder: **BERGHARD, Charlotta, Tomtebogatan 10, S-113 39 Stockholm, Sverige**
BERGLUND, Magnus, Törnvägen 23, S-136 72 Vendelsö, Sverige
STRÖMBERG, Patrik, Kanalvägen 28B, S-191 34 Sollentuna, Sverige
LINDBORG, Malin, Hindvägen 5, S-132 48 Saltsjö-Boo, Sverige
GUNNERIUSSON, Elin, Älgövägen 21, S-133 36 Saltsjöbaden, Sverige
FELDWISCH, Joachim, Korallvägen 16, S-135 42 Tyresö, Sverige
- (74) Fuldmægtig i Danmark: **AWA Denmark A/S, Strandgade 56, 1401 København K, Danmark**
- (54) Benævnelse: **Polypeptider, der binder sig til human komplementkomponent C5.**
- (56) Fremdragne publikationer:
WO-A1-03/015819
WO-A1-2007/028968
WO-A1-2007/106585
WO-A1-2010/015608
WO-A1-2011/063980
WO-A2-2005/023866
PATRIK STRÖMBERG ET AL: "Development of Affibody (R) C5 inhibitors for versatile and efficient therapeutic targeting of the terminal complement pathway", MOLECULAR IMMUNOLOGY; 25TH INTERNATIONAL COMPLEMENT WORKSHOP; RIO DE JANEIRO, BRAZIL; SEPTEMBER 14 -18, 2014, PERGAMON, GB, vol. 61, no. 2, Sp. Iss. SI, 1 October 2014 (2014-10-01), page 256, XP002733197, ISSN: 0161-5890
ENRIQUE L LARGHI ET AL: "Modulators of complement activation: a patent review (2008 - 2013)", EXPERT OPINION ON THERAPEUTIC PATENTS, vol. 24, no. 6, 1 June 2014 (2014-06-01), pages 665-686, XP055161526, ISSN: 1354-3776, DOI: 10.1517/13543776.2014.898063

Fortsættes ...

DESCRIPTION

Technical field

[0001] The present disclosure relates to polypeptides that bind to human complement component 5 (C5) and to use of such polypeptides in therapy.

Background

[0002] The complement protein C5 is a central component of the complement system; a key part of the innate immune system. The complement system is an intricate immune survival system with numerous tasks in tightly controlled, diverse processes. One of its functions is as first line host defense against infection by other organisms by discriminating healthy host tissues from cellular debris and apoptotic and necrotic cells. Furthermore, it is involved in clearance of immune complexes, regulation of the adaptive immune response, promotion of tissue regeneration, angiogenesis, mobilization of stem cells and development of the central nervous system (Woodruff et al. Mol Immunol 2011, 48 (14):1631-1642); Ricklin et al. Nat Immunol 2010, 11(9):785-795). Any trigger, for example erroneous or unrestricted activation or insufficient regulation, that disturbs the fine balance of complement activation and regulation may lead to pathologic conditions including self-attack of the host's cells leading to extensive tissue damage.

[0003] The complement system consists of about 30 proteins. There are three pathways to initiate complement immunity; the classical pathway that employs C1q to recognize immune complexes on the surface of cells, the lectin pathway that is initiated when mannose-binding lectin (MBL) recognizes certain sugars and the alternative pathway that is initiated spontaneously by hydrolysis of complement factor 3 (C3), a process suppressed by certain mammalian cell surface molecules not present on invading pathogens. The alternative pathway also acts as an amplification loop for the complement system. All three pathways converge at the level of C3. Cleavage of C3 into C3a and C3b leads to the formation of a convertase that in turn cleaves complement factor 5 (C5) into C5a and C5b. C5a is a very potent attractant of various immune cells while C5b oligomerizes with C6-9 to form a pore known as the membrane attack complex (MAC) or sometimes the terminal complement complex (TCC). Activation of the complement system leads to a number of mechanisms with the purpose of neutralizing the pathogen; formation of MAC on the surface of a cell such as an invading bacteria lead to lysis, deposition of C3 and C4 cleavage products C3b and C4b aids opsonization leading to phagocytosis of the pathogen by macrophages and anaphylatoxins such as C3a and C5a attracts monocytes and neutrophils to the site of activation, upregulates surface markers leading to increased immunologic susceptibility and to the release of cytokines.

[0004] C5 is a 190-kDa glycoprotein comprised of 2 disulfide-linked polypeptide chains, alpha and beta, with a molecular mass of 115 and 75 kDa, respectively (Tack et al. *Biochem* 1979, 18:1490-1497). Haviland et al. (*J Immunol* 1991, 146: 362-368) constructed the complete cDNA sequence of human complement pro-C5, which is predicted to encode a 1,676-amino acid pro-molecule that contains an 18-amino acid leader peptide and a 4-amino acid linker separating the beta and alpha chains. Blockade of C5 cleavage into C5a and C5b prevents MAC formation and formation of the pro-inflammatory C5a but leaves the upstream complement effector system intact allowing the C3/C4 mediated opsonization.

[0005] The complement system's key role in the defense against pathogens in general makes it an interesting target for pharmaceutical intervention. This is emphasized by the fact that many mutations or impaired regulation of complement is involved in various diseases and conditions. These include increased susceptibility to auto-immune diseases such as systemic lupus erythematosus (SLE) where deposition of immune complexes triggers the classical pathway (Manderson et al. *Annu Rev Immunol* 2004, 22:431-456). In addition, mutations of the complement proteins C1-C5 often result in SLE or SLE like symptoms. Other autoimmune diseases with a strong involvement of the complement system are rheumatoid arthritis (RA) where immune complexes may activate complement in the RA joint, Sjögren's syndrome, dermatomyositis and other autoantibody driven diseases such as Guillain-Barré syndrome (GBS), Fisher syndrome (Kaida et al. *J. Neuroimmunol* 2010, 223:5-12) different types of vasculitis, systemic sclerosis, anti-glomerular basement membrane (anti-GBM) and anti-phospholipid syndrome (APS) (Chen et al. *J Autoimmun* 2010, 34:J276-J286).

[0006] The complement system is furthermore involved in neurodegenerative disorders such as Alzheimer's disease (AD) where A β plaques directly activate the complement system leading to C5a mediated recruitment of microglia. This was further confirmed when a C5aR antagonist was shown to be neuroprotective in a mouse model of AD (Fonseca et al. *J Immunol* 2009, 183:1375-1383). Auto-antibodies against the acetylcholine receptor and subsequent complement activation is the most common cause to myasthenia gravis, a disease that affects the neuromuscular junction (Toyka and Gold, *Schweizer Archive Neurol Psych* 2007, 158:309-321). MAC formation is involved in the pathophysiology of multiple sclerosis (MS) (Oh et al. *Immunol Res* 2008, 40:224-234). Also in Parkinson's disease, Huntington's disease and prion diseases such as Creutzfeld-Jacob disease, complement activation is a part of the pathology (Bonifati and Kishore, *Mol Immunol* 2007, 44:999-1010). In wound healing, inflammatory responses are a key component to restore tissue homeostasis and the complement system is involved in the early recognition of damaged tissue. However, in models of chronic wounds and severe burns, for example, inhibition of complement by e. g. C1 inhibitor resulted in improved healing and decreased tissue damage suggesting that complement. Furthermore, various complement deficiencies, such as exemplified by the C4 knockout mouse, have been found to be protective against long-term tissue damage resulting from wounds (reviewed in Cazender et al. *Clinical and Developmental Immunology* 2012, on-line publication). Lately it has been shown that tumor growth and proliferation is facilitated by complement activation, in particular by C5a, and that blockade of the C5a receptor slows down this process. In addition, mice lacking C3 display significantly slower tumor growth than wild-

type littermates (Markiewski et al. Nat Immunol 2008, 9:1225-1235).

[0007] Dysfunctional complement regulation is the cause of several rare to ultra-rare conditions, such as paroxysmal nocturnal hemoglobinuria (PNH) and atypical hemolytic uremic syndrome (aHUS), where hemolysis is a key feature in the pathology. In PNH, a clone of hematopoietic stem cells with mutated PIG-A gene encoding phosphatidylinositol N-acetylglucosaminyltransferase subunit A take over the pool of blood cells. This mutation leads to loss of GPI anchored proteins such as the complement regulators CD55 and CD59. Red blood cells lacking CD55 and CD59 on the surface are exposed for complement mediated lysis by MAC. Clinically, PNH is manifested by hemolysis leading to anemia, thrombosis and bone marrow failure. Atypical HUS is caused by mutations in regulatory proteins of mainly the alternative pathway, such as by mutations in factor H.

[0008] The eye is strongly indicated as a site for complement driven pathology. The most common cause of visual loss is age-related macular degeneration (AMD) where, in its more severe form (exudative or wet AMD), pathologic choroidal neurovascular membranes develop under the retina. In the US, about 10 % of the population aged 65-74 shows sign of macular degeneration and as many as 5 % have visual impairment as a result to AMD. These numbers increase dramatically with age, but there are also genetic factors. Among the genes strongest associated with AMD are complement factor H, factor B and C3 and the C1 inhibitor (Bradley et al. Eye 2011, 25:683-693). Furthermore, several studies and clinical trials using various complement blocking molecules have proven beneficial, suggesting that a C5 blocking molecule could help these patient groups. However, the current treatments of advanced AMD aims at inhibition of vascular endothelial growth factor (VEGF) induced vascularization by intravitreal injections of e. g. Ranibizumab (a monoclonal antibody fragment) and Bevacizumab (monoclonal antibody). In animal models of uveitis, inflammation of the eye due to immune responses to ocular antigens, blocking antibodies against alternative pathway factor B (Manickam et al. J Biol Chem 2011, 286:8472-8480) as well as against C5 (Copland et al. Clin Exp Immunol 2009, 159:303-314), improved the disease state.

[0009] In transplantation of solid organs, there are two major mechanistic pathways leading to rejection or delayed/impaired function of the graft: 1) the immunologic barriers between donor and recipient with respect to blood group (ABO) and MHC classes as well as extent of pre-sensitization of the recipient against the donor, i.e. occurrence of donor specific antibodies (DSA) leading to acute antibody mediated rejection (AMR); and 2) the condition of the transplanted organ as well as the period of time it has been kept without constant blood perfusion, i.e. the degree of ischemic damage or ischemia reperfusion injury (IRI) of the graft. In both AMR and IRI, the complement system is attacking the organ recognized as foreign and, therefore, an entity that should be rejected. In AMR, the pre-existing anti-donor antibodies rapidly form immune complexes on the surface of the foreign organ leading to recognition by C1q and subsequent activation of the complement system via the classical pathway. This process, known as hyper-acute rejection happens within minutes and, therefore modern transplantation of mismatched organs includes elimination of DSA prior to transplantation by plasmapheresis or plasma exchange and intravenous IgG combined with different

immunosuppressants. Novel treatments also include B-cell depletion via usage of the anti-CD20 antibody Rituximab (Genberg et al. Transplant 2008, 85:1745-1754). These protocols have vastly eliminated the occurrence of hyper-acute rejection but still, in highly sensitized patients, the incidence of acute AMR (weeks-months) is as high as 40 % (Burns et al. Am J Transplant 2008, 6:2684-2694; Stegall et al. Am J Transplant 2011, early on-line publication). With respect to IRI, most evidence points at the terminal pathway with subsequent MAC formation and lysis as the main cause of tissue damage. Thus, a C5 blocking polypeptide would be protective against rejection regardless of the cause being AMR, IRI or, as often happens, a combination of both AMR and IRI. As expected, highly perfused organs, such as the liver (Qin et al. Cell Mol Immunol 2006, 3:333-340), the heart and the kidneys are particularly susceptible to complement mediated damage.

[0010] The central placement of the C5 protein; connecting the proximal and the terminal parts of the complement cascade, makes it an attractive target for pharmaceutical intervention. Since C5 is common to all pathways of complement activation, blocking of C5 will stop the progression of the cascade regardless of the stimuli and thereby prevent the deleterious properties of terminal complement activation while leaving the immunoprotective and immunoregulatory functions of the proximal complement cascade intact.

[0011] Antibodies targeted to human complement C5 are known from, e.g., WO 95/29697; WO 02/30985; and WO 2004/007553. Eculizumab (Soliris™) is a humanized monoclonal antibody directed against protein C5 and prevents cleavage of C5 into C5a and C5b. Eculizumab has been shown to be effective in treating PNH, a rare and sometimes life threatening disease of the blood characterized by intravascular hemolytic anemia, thrombophilia and bone marrow failure, and is approved for this indication. Eculizumab was also recently approved by the FDA for treatment of atypical hemolytic syndrome (aHUS), a rare but life threatening disease caused by loss of control of the alternative complement pathway leading to over-activation manifested as thrombotic microangiopathy (TMA) leading to constant risk of damage to vital organs such as kidney, heart and the brain. In aHUS, transplantation of the damaged organ only temporarily helps the patient as the liver continues to produce the mutated form of controlling protein (most often complement factor H or other proteins of the alternative pathway). A related disease with a transient acute pathophysiology is HUS caused by infection of Shiga toxin positive *E. coli* (STEC-HUS) and there are promising clinical data suggesting efficacy also for this condition (Lapeyraque et al, N Engl J Med 2011, 364:2561-2563). Finally, the C5 blocking antibody Eculizumab has proven efficacious in preventing AMR in recipients of highly mismatched kidneys (Stegall, M. D. et al. Am J Transplant 2011, 11:2405-2413).

[0012] Apart from full length antibodies, single-chain variable fragments (scFV), minibodies and aptamers targeting C5 are described in literature. These C5 inhibitors may bind to different sites (epitopes) on the C5 molecule and may have different modes of action. For example, whereas Eculizumab interacts with C5 at some distance of the convertase cleavage site, the minibody Mubodina® interacts with the cleavage site of C5. The C5 inhibitory protein *Ornithodoros moubata* Complement Inhibitor (OmCI, Nunn, M. A. et al. J Immunol 2005, 174:2084-2091) from soft tick *Ornithodoros moubata* has been hypothesized to bind to the

distal end of the CUB-C5d-MG8 superdomain, which is close to the convertase cleavage site (Fredslund et al. Nat Immunol 2008, 9 (7):753-760). In contrast to the three proteins mentioned above inhibiting cleavage of C5, the monoclonal antibody TNX-558 binds to a C5a epitope present both on intact C5 and released C5a without inhibiting the cleavage of C5. (Fung et al. Clin Exp Immunol 2003, 133 (2):160-169).

[0013] Antibodies with their large, multidomain structure, 12 intra-chain and 4 inter-chain disulfide bridges and complex glycosylation patterns, have a number of intrinsic disadvantages related to their molecular structure. For example, the size of Eculizumab is about 148 kDa. The concentration of C5 in human blood is about 400 nM and in order to block C5 activity entirely, the concentration of the inhibitor must be at least equal or higher than that. Therefore, the standard life-long treatment regimen of PNH using Soliris™ is intravenous infusions of 900 mg protein every second week, a treatment that mainly take place in the clinic leading to great inconvenience to the patient and cost to the society. Soliris™ has also been reported to cause chest pain, fever, chills, itching, hives, flushing of the face, rash, dizziness, troubled breathing, or swelling of the face, tongue, and throat, although the reasons for these side effects are not clear. Furthermore, Eculizumab is not active in any tested animal model, including primates, making animal studies with the active drug impossible. As mentioned above, the current treatments of AMD are also antibody dependent and, thus, treatments based on injections or other routes of administration with molecules of lower molecular weight, are highly required.

[0014] In addition, antibody production is more difficult and more expensive than production of small proteins (Kenanova et al. Expert Opin Drug Deliv 2006, 3 (1):53-70). Other drawbacks generally related to antibodies are listed by Reilly et al. (Clin Pharmacokinet 1995, 28:126-142), such as cross-reactivity and non-specific binding to normal tissues, increased metabolism of injected antibodies and formation of human anti-human antibodies (HAMA) causing decreased or loss of the therapeutic effect.

[0015] Thus, continued provision of agents with comparable C5 blocking activity remains a matter of substantial interest within the field. In particular, there is a continued need for molecules that prevent the terminal complement cascade as well as the formation of the pro-inflammatory molecule C5a. Of great interest is also a provision of uses of such molecules in the treatment of disease.

Description

[0016] It is an object of the invention to provide new C5 binding agents. It is moreover an object of the invention to provide new C5 binding agents for use in therapeutic applications.

[0017] In one aspect, there is provided a C5 binding polypeptide, comprising a C5 binding motif, *BM*, which motif consists of the amino acid sequence selected from

1. i)

$$EX_2X_3X_4AX_6X_7EIDX_{11}LPNLX_{16}X_{17}X_{18}QWX_{21}AFIX_{25}X_{26}LX_{28}D,$$

wherein, independently of each other,

X_2 is selected from H, Q, S, T and V;

X_3 is selected from I, L, M and V;

X_4 is selected from A, D, E, H, K, L, N, Q, R, S, T and Y;

X_6 is selected from N and W;

X_7 is selected from A, D, E, H, N, Q, R, S and T;

X_{11} is selected from A, E, G, H, K, L, Q, R, S, T and Y;

X_{16} is selected from N and T;

X_{17} is selected from I, L and V;

X_{18} is selected from A, D, E, H, K, N, Q, R, S and T;

X_{21} is selected from I, L and V;

X_{25} is selected from D, E, G, H, N, S and T;

X_{26} is selected from K and S;

X_{28} is selected from A, D, E, H, N, Q, S, T and Y;

and

2. ii) an amino acid sequence which has at least 86 % identity to the sequence defined in i), wherein the polypeptide binds to C5;

wherein said C5 binding motif forms part of a three-helix bundle protein domain, and wherein said C5 binding polypeptide exhibits binding activity to human C5 and to C5 of animal models, such as mouse or rat.

[0018] The above defined class of sequence related polypeptides having a binding affinity for C5 is derived from a common parent polypeptide sequence. More specifically, the definition of the class is based on an analysis of a large number of random polypeptide variants of the parent polypeptide that were selected for their interaction with C5 in selection experiments. The identified C5 binding motif, or "BM", corresponds to the target binding region of the parent scaffold, which region constitutes two alpha helices within a three-helical bundle protein domain. In the parent scaffold, the varied amino acid residues of the two BM helices constitute a binding surface for interaction with the constant Fc part of antibodies. By random variation of

binding surface residues and subsequent selection of variants, the Fc interaction capacity of the binding surface has been replaced with a capacity for interaction with C5.

[0019] As accounted for in the following Examples, selection of C5 binding polypeptide variants may for example be achieved by phage display for selection of naive variants of a protein scaffold optionally followed by affinity maturation and cell display for selection of affinity matured C5 binding variants. It is however understood that any selection system, whether phage-based, bacterial-based, cell-based or other, may be used for selection of C5 binding polypeptides.

[0020] The terms "C5 binding" and "binding affinity for C5" as used in this specification refers to a property of a polypeptide which may be tested for example by the use of surface plasmon resonance technology, such as in a Biacore instrument (GE Healthcare). C5 binding affinity may e.g. be tested in an experiment in which C5 is immobilized on a sensor chip of a Biacore instrument, and the sample containing the polypeptide to be tested is passed over the chip. Alternatively, the polypeptide to be tested is immobilized on a sensor chip of the instrument, and a sample containing C5, or fragment thereof, is passed over the chip. The skilled person may then interpret the results obtained by such experiments to establish at least a qualitative measure of the binding of the polypeptide to C5. If a quantitative measure is desired, for example to determine the apparent equilibrium dissociation constant K_D for the interaction, surface plasmon resonance methods may also be used. Binding values may for example be defined in a Biacore 2000 instrument (GE Healthcare). C5 is immobilized on a sensor chip of the measurement, and samples of the polypeptide whose affinity is to be determined are prepared by serial dilution and injected over the chip. K_D values may then be calculated from the results using for example the 1:1 Langmuir binding model of the BIAevaluation software provided by the instrument manufacturer. The C5 or fragment thereof used in the K_D determination may for example comprise the amino acid sequence represented by SEQ ID NO:760.

[0021] In one embodiment of the C5 binding polypeptide according to the present invention, the C5 binding polypeptide binds to C5 such that the K_D value of the interaction is at most 1×10^{-6} M, such as at most 1×10^{-7} M, 1×10^{-8} M, or 1×10^{-9} M.

[0022] A C5 binding polypeptide according to the present invention may be used as an alternative to conventional antibodies or low molecular weight substances in various medical, veterinary and diagnostic applications. In particular, the C5 binding polypeptide may be useful in any method requiring affinity for C5 of a reagent. Accordingly, the C5 binding polypeptide may be used as a detection reagent, a capture reagent, a separation reagent, a diagnostic agent or a therapeutic agent in such methods.

[0023] As the skilled person will realize, the function of any polypeptide, such as the C5 binding capacity of the polypeptides as defined herein, is dependent on the tertiary structure of the polypeptide. It is therefore possible to make minor changes to the amino acid sequence of a

polypeptide without largely affecting the tertiary structure and the function thereof. Thus, in one embodiment, the polypeptide comprises modified variants of the BM of i), which are such that the resulting sequence is at least 89% identical to a sequence belonging to the class defined by i), such as at least 93 % identical, such as at least 96 % identical to a sequence belonging to the class defined by i). For example, it is possible that an amino acid residue belonging to a certain functional grouping of amino acid residues (e.g. hydrophobic, hydrophilic, polar etc) could be exchanged for another amino acid residue from the same functional group.

[0024] In another embodiment of the C5 binding polypeptide as defined above, the amino acid sequence is selected from i) as defined above, and iii) an amino acid sequence which in the 13 variable positions as denoted by X_n , wherein n is 2-4, 6-7, 11, 16-18, 21, 25-26 and 28, has at least 84 % identity to the sequence defined in i), and which in positions 1, 5, 8-10, 12-15, 19-20, 22-24, 27 and 29 has at least 87 % identity to the sequence defined in i).

[0025] In one embodiment of the polypeptide according to the present invention, X_2 is selected from H, T and V. In another embodiment, X_2 is selected from T and V. In yet another embodiment, X_2 is V.

[0026] In one embodiment of the polypeptide according to the present invention, X_3 is selected from I, L and V. In another embodiment, X_3 is selected from I and L. In yet another embodiment, X_3 is I. In an alternative embodiment, X_3 is L.

[0027] In one embodiment of the polypeptide according to the present invention, X_4 is selected from A, D, E, K, L, Q and R. In another embodiment, X_4 is selected from A, D, E, K and R. In yet another related embodiment, X_4 is selected from D and E.

[0028] In one embodiment of the polypeptide according to the present invention, X_6 is W.

[0029] In one embodiment of the polypeptide according to the present invention, X_7 is selected from A, D, N and T. In another embodiment, X_7 is selected from D and N. In yet another related embodiment, X_7 is D. In an alternative embodiment, X_7 is N.

[0030] In one embodiment of the polypeptide according to the present invention, X_{11} is selected from A, H, K, Q, R and S. In another embodiment, X_{11} is selected from A, H, K and R. In yet another related embodiment, X_{11} is selected from A, K and R. In yet another related embodiment, X_{11} is selected from K and R.

[0031] In one embodiment of the polypeptide according to the present invention, X_{16} is T.

[0032] In one embodiment of the polypeptide according to the present invention, X_{17} is selected from I and L. In another embodiment, X_{17} is I. In an alternative embodiment, X_{17} is L.

[0033] In one embodiment of the polypeptide according to the present invention, X_{18} is selected from A, D, E, N, Q, S and T. In another embodiment, X_{18} is selected from A, D, E, Q and S. In yet another related embodiment, X_{18} is selected from D, E and Q. In yet another related embodiment, X_{18} is selected from D and E. In yet another related embodiment, X_{18} is D. In an alternative embodiment, X_{18} is E.

[0034] In one embodiment of the polypeptide according to the present invention, X_{21} is selected from I and L. In another embodiment, X_{21} is I. In an alternative embodiment, X_{21} is L.

[0035] In one embodiment of the polypeptide according to the present invention, X_{25} is selected from E, H, N and T. In another embodiment, X_{25} is selected from E and N. In yet another related embodiment, X_{25} is N.

[0036] In one embodiment of the polypeptide according to the present invention, X_{26} is K.

[0037] In one embodiment of the polypeptide according to the present invention, X_{28} is selected from A, D, E, H, N, Q and S. In another embodiment of the above disclosed polypeptide, X_{28} is selected from A, D, E and S. In yet another related embodiment, X_{28} is selected from A, D and E. In yet another related embodiment, X_{28} is selected from D and E. In yet another related embodiment, X_{28} is D.

[0038] In one embodiment of the polypeptide according to the present invention, X_3X_4 is selected from LE and LD.

[0039] In one embodiment of the polypeptide according to the present invention, $X_{17}X_{18}$ is selected from IE and LD.

[0040] In the above embodiments of the first aspect, examples of C5 binding polypeptides falling within the class of polypeptides are identified. It is contemplated that the above individual embodiments may be combined in all conceivable ways and still fall within the scope of the present invention. Such combinations of individual embodiments define a restricted, in one or more of the positions X_2 - X_{28} , amino acid sequence as compared to the amino acid definition in i).

[0041] The above embodiments of a C5 binding polypeptide may for example be combined such that the amino acid i) fulfils at least four of the following eight conditions I-VIII:

1. I. X_2 is V;
2. II. X_3 is selected from I and L;
3. III. X_6 is W;
4. IV. X_7 is selected from D and N;

5. V. X_{17} is selected from I and L;
6. VI. X_{21} is L;
7. VII. X_{25} is N;
8. VIII. X_{28} is D.

[0042] In some examples of a C5 binding polypeptide according to the first aspect, the amino acid sequence i) fulfils at least five of the eight conditions I-VIII. More specifically, the amino acid sequence i) may fulfill at least six of the eight conditions I-VIII, such as at least seven of the eight conditions I-VIII, such as all of the eight conditions I-VIII.

[0043] As described in the following Examples, the selection of C5 binding variants has led to the identification of individual C5 binding motif (*BM*) sequences. These sequences constitute individual embodiments of C5 binding polypeptides according to this aspect. The sequences of individual C5 binding motifs are presented in Figure 1 and as SEQ ID NO:1-248. In some embodiments of this aspect, the *BM* sequence i) is selected from any one of SEQ ID NO:1-12, SEQ ID NO:20, SEQ ID NO:23-24, SEQ ID NO:26-28, SEQ ID NO:32-35, SEQ ID NO:38-39, SEQ ID NO:41, SEQ ID NO:46, SEQ ID NO:49, SEQ ID NO:56-57, SEQ ID NO:59, SEQ ID NO:66, SEQ ID NO:78-79, SEQ ID NO:87, SEQ ID NO:92, SEQ ID NO:106, SEQ ID NO:110, SEQ ID NO:119, SEQ ID NO:125, SEQ ID NO:141, SEQ ID NO:151, SEQ ID NO:161, SEQ ID NO:166, SEQ ID NO:187, SEQ ID NO:197, SEQ ID NO:203, SEQ ID NO:205, SEQ ID NO:215 and SEQ ID NO:243. More specifically, the *BM* sequence i) is selected from any one of SEQ ID NO:1-12, such as from SEQ ID NO:1, SEQ ID NO:2, SEQ ID NO:3, SEQ ID NO:4 and SEQ ID NO:5. In particular, the *BM* sequence i) may be selected from SEQ ID NO:1 and SEQ ID NO:4.

[0044] As mentioned above, the C5 binding motif (*BM*) forms part of a three-helix bundle protein domain. For example, the *BM* may essentially constitute two alpha helices with an interconnecting loop, within said three-helix bundle protein domain.

[0045] The three-helix bundle protein domain is, in another embodiment, selected from domains of bacterial receptor proteins. Non-limiting examples of such domains are the five different three-helical domains of Protein A from *Staphylococcus aureus*, such as domain B, and derivatives thereof. In some embodiments, the three-helical bundle protein domain is a variant of protein Z, which is derived from said domain B of staphylococcal Protein A.

[0046] In embodiments of the invention, the C5 binding polypeptide may comprise an amino acid sequence selected from:

1. i)

K-[BM]-DPSQS X_aX_b LLX_c EAKKL NDX_dQ;

wherein

[BM] is a C5 binding motif as defined above;

X_a is selected from A and S;

X_b is selected from N and E;

X_c is selected from A, S and C;

X_d is selected from A and S;

and

2. ii) an amino acid sequence which has at least 79 % identity to any one of the sequences defined above. Said amino acid sequence may have at least 81 %, such as at least 83 %, such as at least 85 %, such as at least 87 %, such as at least 89 %, such as at least 91 %, such as at least 93 %, such as at least 95 %, such as at least 97 % identity to any one of the sequences defined above.

[0047] In one embodiment of the C5 binding polypeptide as defined above, X_a is A. In an alternative embodiment of the C5 binding polypeptide as defined above, X_a is S.

[0048] In one embodiment of the C5 binding polypeptide as defined above, X_b is N. In an alternative embodiment, X_b is E.

[0049] In one embodiment of the C5 binding polypeptide as defined above, X_c is A. In an alternative embodiment, X_c is S. In yet another alternative embodiment, X_c is C.

[0050] In one embodiment of the C5 binding polypeptide as defined above, X_d is A. In an alternative embodiment, X_d is S.

[0051] In one embodiment of the C5 binding polypeptide as defined above, X_a is A; X_b is N; X_c is A and X_d is A.

[0052] In a further embodiment of the C5 binding polypeptide as defined above, X_a is A; X_b is N; X_c is C and X_d is A.

[0053] In a further embodiment of the C5 binding polypeptide as defined above, X_a is S; X_b is E; X_c is S and X_d is S.

[0054] In a further embodiment of the C5 binding polypeptide as defined above, X_a is S; X_b is E; X_c is C and X_d is S.

[0055] In yet a further embodiment, the amino acid sequence of the C5 binding polypeptide as defined above is selected from SEQ ID NO:249-496, in particular from SEQ ID NO:249-260, SEQ ID NO:268, SEQ ID NO:271-272, SEQ ID NO:274-276, SEQ ID NO:280-283, SEQ ID NO:286-287, SEQ ID NO:289, SEQ ID NO:294, SEQ ID NO:297, SEQ ID NO:304-305, SEQ ID NO:307, SEQ ID NO:314, SEQ ID NO:326-327, SEQ ID NO:335, SEQ ID NO:340, SEQ ID NO:354, SEQ ID NO:358, SEQ ID NO:367, SEQ ID NO:373, SEQ ID NO:389, SEQ ID NO:399, SEQ ID NO:409, SEQ ID NO:414, SEQ ID NO:435, SEQ ID NO:445, SEQ ID NO:451, SEQ ID NO:453, SEQ ID NO:463 and SEQ ID NO:491, such as from SEQ ID NO:249-260. In a further embodiment, the amino acid sequence is selected from SEQ ID NO:249, SEQ ID NO:250, SEQ ID NO:251, SEQ ID NO:252 and SEQ ID NO:253, such as from SEQ ID NO:249 and SEQ ID NO:252.

[0056] Thus, in a further embodiment, there is provided a C5 binding polypeptide which comprises an amino acid sequence selected from:

1. i)

YAK-[BM]-DPSQS SELLX_C EAKKL NDSQA P;

wherein [BM] is a C5 binding motif as defined above and
X_C is selected from S and C; and

2. ii) an amino acid sequence which has at least 81 % identity to any one of the sequences defined in i) above.

[0057] Alternatively, there is provided a C5 binding polypeptide which comprises an amino acid sequence selected from:

1. i)

FNK-[BM]-DPSQS ANLLX_C EAKKL NDAQA P;

wherein [BM] is a C5 binding motif as defined above and
X_C is selected from A and C; and

2. ii) an amino acid sequence which has at least 81 % identity to any one of the sequences defined in i) above.

[0058] As discussed above, polypeptides comprising minor changes as compared to the above amino acid sequences without largely affecting the tertiary structure and the function thereof are also within the scope of the present application. Thus, in some embodiments, the C5 binding polypeptides as defined above may for example have a sequence which is at least 83 %, at least 84 %, at least 86 %, at least 88 %, at least 90 %, at least 92 %, at least 94 %, at

least 96 % or at least 98 % identical to the sequence defined in i).

[0059] In some embodiments and as disclosed in the Examples below, the C5 binding motif may form part of a 58 or 60 amino acid polypeptide. Such a polypeptide may e.g. comprise a sequence selected from any one of SEQ ID NO:497-757, in particular a sequence selected from any one of SEQ ID NO:497-508, SEQ ID NO:516, SEQ ID NO:519-520, SEQ ID NO:522-524, SEQ ID NO:528-531, SEQ ID NO:534-535, SEQ ID NO:537, SEQ ID NO:542, SEQ ID NO:545, SEQ ID NO:552-553, SEQ ID NO:555, SEQ ID NO:562, SEQ ID NO:574-575, SEQ ID NO:583, SEQ ID NO:588, SEQ ID NO:602, SEQ ID NO:606, SEQ ID NO:615, SEQ ID NO:621, SEQ ID NO:637, SEQ ID NO:647, SEQ ID NO:657, SEQ ID NO:662, SEQ ID NO:683, SEQ ID NO:693, SEQ ID NO:699, SEQ ID NO:701, SEQ ID NO:711, SEQ ID NO:739 and SEQ ID NO:745-757, such as a sequence selected from SEQ ID NO:497-508 and SEQ ID NO:745-757. In another embodiment, the amino acid sequence is selected from SEQ ID NO:497, SEQ ID NO:498, SEQ ID NO:499, SEQ ID NO:500, SEQ ID NO:501, SEQ ID NO:746, SEQ ID NO:747, SEQ ID NO:748, SEQ ID NO:750 and SEQ ID NO:753, such as from any one of SEQ ID NO:497, SEQ ID NO:500, SEQ ID NO:748 and SEQ ID NO:753.

[0060] Binding of a molecule to C5 does not necessarily inhibit cleavage of C5. Inhibition is dependent on binding site, and since it is not entirely clear what effects interaction with specific regions of C5 have, some C5 binding molecules may interact with C5 without inhibiting its cleavage into C5a and C5b. In one embodiment of the present invention, the C5 binding polypeptide, when e.g. administered to a mammalian subject, inhibits cleavage of C5. The C5 binding polypeptide according to the invention may more specifically inhibit cleavage of human C5 when administered to a human subject.

[0061] The structure of C5 differs somewhat between species, and thus, a C5 binder found to bind C5 of one species may be inactive in another species. The humanized antibody Eculizumab, for example, binds to a domain of C5 often referred to as MG7. This region is highly variable between species and, therefore, Eculizumab binding is restricted to human C5. The C5 binding polypeptide of the present invention, however, is not restricted to human C5 but exhibits activity in animal models as well, as demonstrated in the appended Examples.

[0062] The skilled person will understand that various modifications and/or additions can be made to a C5 binding polypeptide according to any aspect disclosed herein in order to tailor the polypeptide to a specific application without departing from the scope of the present invention. For example, a C5 binding polypeptide according to any aspect may comprise further C terminal and/or N terminal amino acids. Such a polypeptide should be comprehended as a polypeptide having additional amino acids residues at the very first and/or the very last position in the polypeptide chain, i.e. at the N- and/or C-terminus. Thus, a C5 binding polypeptide may comprise any suitable number of additional amino acid residues, for example at least one additional amino acid residue. Each additional amino acid residue may individually or collectively be added in order to, for example, improve production, purification, stabilization *in vivo* or *in vitro*, coupling, or detection of the polypeptide. Such additional amino acid residues may comprise one or more amino acid residues added for the purpose of chemical coupling.

One example of this is the addition of a cysteine residue. Such additional amino acid residues may also provide a "tag" for purification or detection of the polypeptide, such as a His₆ tag or a "myc" (c-myc) tag or a "FLAG" tag for interaction with antibodies specific to the tag or immobilized metal affinity chromatography (IMAC) in the case of the His₆-tag.

[0063] The further amino acids as discussed above may be coupled to the C5 binding polypeptide by means of chemical conjugation (using known organic chemistry methods) or by any other means, such as expression of the C5 binding polypeptide as a fusion protein.

[0064] The further amino acids as discussed above may for example comprise one or more polypeptide domain(s). A further polypeptide domain may provide the C5 binding polypeptide with another function, such as for example another binding function, or an enzymatic function, or a toxic function (e.g. an immunotoxin), or a fluorescent signaling function, or combinations thereof.

[0065] A further polypeptide domain may moreover provide the C5 binding polypeptide with the same binding function. Thus, in a further embodiment, there is provided a C5 binding polypeptide comprising at least two C5 binding polypeptide monomer units, the amino acid sequences of which may be the same or different. Multimeric forms of the polypeptides may comprise a suitable number of domains, each having a C5 binding motif, and each forming a "monomer" within the multimer. These domains may all have the same amino acid sequence, but alternatively, they may have different amino acid sequences. In particular, the C5 binding polypeptide of the invention may form homo- or heterodimers.

[0066] The further polypeptide domain(s) as described above may be joined to the C5 binding polypeptide by covalent coupling using known organic chemistry methods. Alternatively, the C5 binding polypeptide comprising the further polypeptide domain(s) may be expressed as one or more fusion polypeptides, for example in a system for recombinant expression of polypeptides, or joined in any other fashion, either directly or via a linker, for example an amino acid linker.

[0067] In some embodiments, the further polypeptide domain(s) may comprise a half-life extending moiety which increases the half life of the C5 binding polypeptide *in vivo*. As understood by the skilled person, increased, or extended, half life means slower clearance of a particular molecule from blood. There are a number of known strategies for prolonging the half life of a particular polypeptide *in vivo*, such as coupling to the Fc domain of an antibody (Fc conjugation) or coupling to albumin. Another example is coupling to a half life extending moiety, e.g. a peptide or protein, that will associate to serum albumin *in vivo*. In particular, the half life extending moiety may be an albumin binding moiety. An albumin binding moiety may e.g. consist of a naturally occurring polypeptide, or an albumin binding fragment thereof, or an engineered polypeptide. An engineered polypeptide may be derived from a naturally occurring starting polypeptide through subjecting it to protein engineering techniques, such as mutations and alterations in a site-directed or randomized approach, with a view to create novel or enhanced properties, such as binding affinity for a molecule such as albumin. Such an engineered albumin binding polypeptide may for example be a variant of a protein scaffold,

which variant has been selected for its specific binding affinity for albumin. In a specific embodiment, the protein scaffold may be selected from domains of streptococcal Protein G or derivatives thereof, such as for example domain GA1, domain GA2 and domain GA3 of Protein G from *Streptococcus* strain G148, in particular domain GA3.

[0068] Accordingly, in one embodiment of the C5 binding polypeptide, the further amino acids improves stabilization *in vivo* or *in vitro* and comprise an albumin binding domain (ABD) of streptococcal protein G, or a derivative thereof. One example of an albumin binding domain which may be comprised as a further polypeptide domain in the C5 binding polypeptide of the invention is set out in SEQ ID NO:759. Other examples of suitable albumin binding domains are disclosed in WO 2009/016043 and WO 2012/004384. Such an ABD-extended polypeptide binds to serum albumin *in vivo*, and benefits from its longer half life, which increases the net half life of the polypeptide itself (see e.g. WO 91/01743). The pharmacokinetic profile of a C5 binding polypeptide comprising an albumin binding moiety as defined above thus resembles that of serum albumin when administered for example to a mammalian subject. ABD and derivatives thereof bind very strongly to human serum albumin (HSA) as well as to serum albumin from other species, such as mouse and rat.

[0069] ABD of streptococcal protein G is 46 amino acid long, and thus when a C5 binding polypeptide according to the invention comprises an ABD moiety or a derivative thereof, the overall size of the C5 binding polypeptide is relatively small. When administered for example to a mammalian subject, such as a human subject, the albumin binding part of the C5 binding polypeptide will associate non-covalently with serum albumin and the polypeptide may thereby benefit from decreased renal clearance and increased recirculation in epithelial cells. Tissue penetration may however still be fast due to extravasating properties of serum albumin. Furthermore, a C5 binding polypeptide comprising a half life extending moiety may not only display an extended half life *in vivo*, but also a reduced immunologic response *in vivo*, as compared to a polypeptide lacking a corresponding half life extending moiety (see e.g. WO 2005/097202).

[0070] The C5 binding polypeptide of the invention may optionally form part of a C5 binding compound, comprising at least one C5 binding polypeptide according to any preceding claim; at least one albumin binding domain of streptococcal protein G, or a derivative thereof, and at least one linking moiety for linking said at least one domain or derivative thereof to the C or N terminus of said at least one C5 binding polypeptide. Such a C5 binding compound has high affinity for C5 as well as for serum albumin *in vivo*, when administered e.g. to a mammalian subject, and binding to serum albumin does not interfere with the interaction with C5, as demonstrated in the following Examples.

[0071] In one embodiment, the C5 binding compound has a structure selected from

[CBP1]-[L1]-[ALBD];

[CBP1]-[CBP2]-[L1]-[ALBD];

[CBP1]-[L1]-[ALBD]-[L2]-[CBP2];

[ALBD]-[L1]-[CBP1];

[ALBD]-[L1]-[CBP1]-[CBP2];

[CBP1]-[L1]-[CBP2]-[L2]-[ALBD]; and

[ALBD]-[L1]-[CBP1]-[L2]-[CBP2]

wherein, independently of each other,

[CBP1] and [CBP2] are C5 binding polypeptides which may be the same or different;

[L1] and [L2] are linking moieties which may be the same or different; and

[ALBD] is an albumin binding domain of streptococcal protein G, or derivative thereof.

Preferred C5 binding compounds have a structure selected from

[CBP1]-[CBP2]-[L1]-[ALBD];

[CBP1]-[L1]-[ALBD]-[L2]-[CBP2]; and most preferably,

[CBP1]-[L1]-[ALBD].

[0072] Examples of linking moieties that may be used in such C5 binding compounds are selected from G, GS; [G₂S]_n; [G₃S]_n; [G₄S]_n; GS[G₄S]_n, wherein n is 0-7 (preferably, n is 0-2); [S₂G]_m; [S₃G]_m; [S₄G]_m; wherein m is 0-7, and VDGS. Preferred linkers are GS and GS[G₄S]₂.

[0073] Examples of albumin binding domains or derivatives thereof that may be comprised in a C5 binding compound are as described above. In particular, one example of an albumin binding domain is set out in SEQ ID NO:759.

[0074] Particularly preferred C5 binding compounds have the structure [CBP1]-[L1]-[ALBD], wherein [CBP1] is a polypeptide selected from SEQ ID NO:748 and SEQ ID NO:753, [L1] is GS, and [ALBD] is a polypeptide shown as SEQ ID NO:759.

[0075] The C5 binding polypeptide(s) comprised in a C5 binding polypeptide are, in one embodiment, independently selected from 58-mer or 60-mer C5 binding polypeptides as previously described. In particular, the C5 binding compound may comprise one or more C5 binding polypeptides independently selected from any one of SEQ ID NO:497-508, SEQ ID NO:516, SEQ ID NO:519-520, SEQ ID NO:522-524, SEQ ID NO:528-531, SEQ ID NO:534-535, SEQ ID NO:537, SEQ ID NO:542, SEQ ID NO:545, SEQ ID NO:552-553, SEQ ID NO:555, SEQ ID NO:562, SEQ ID NO:574-575, SEQ ID NO:583, SEQ ID NO:588, SEQ ID NO:602, SEQ ID NO:606, SEQ ID NO:615, SEQ ID NO:621, SEQ ID NO:637, SEQ ID NO:647, SEQ ID NO:657,

SEQ ID NO:662, SEQ ID NO:683, SEQ ID NO:693, SEQ ID NO:699, SEQ ID NO:701, SEQ ID NO:711, SEQ ID NO:739 and SEQ ID NO:746-757, such as a sequence selected from SEQ ID NO:497-508 and SEQ ID NO:746-757. In another embodiment, the amino acid sequence is selected from SEQ ID NO:497, SEQ ID NO:498, SEQ ID NO:499, SEQ ID NO:500, SEQ ID NO:501, SEQ ID NO:746, SEQ ID NO:747, SEQ ID NO:748, SEQ ID NO:750 and SEQ ID NO:753, such as from any one of SEQ ID NO:497, SEQ ID NO:500, SEQ ID NO:748 and SEQ ID NO:753.

[0076] A polynucleotide encoding a C5 binding polypeptide or a compound as described above, comprised in an expression vector may enable production of a C5 binding polypeptide or a C5 binding compound, for example by expression in a host cell.

[0077] It should be understood that the C5 binding polypeptide according to the present invention may be useful as a therapeutic or diagnostic agent in its own right or as a means for targeting other therapeutic or diagnostic agents, with e.g. direct or indirect effects on the complement protein C5. A direct therapeutic effect may for example be accomplished by inhibiting C5 cleavage. A C5 binding polypeptide according to the invention or a C5 binding compound as described above may be combined with a therapeutic agent. Non-limiting examples of therapeutic agents that may prove useful in such a combination are immunostimulatory agents and radionuclides.

[0078] Thus, the C5 binding polypeptide as such, or as comprised in a C5 binding compound or a combination as described above, is in one embodiment provided for use in therapy, for example for the treatment of a C5 related condition, such as a C5 related condition in a mammal, such as a human subject. In one embodiment, said C5 related condition is selected from inflammatory disease, such as antigen-induced arthritis, sepsis, synovial inflammation, vasculitis and asthma; autoimmune disease, such as systemic lupus erythematosus (SLE), cold agglutinin disease, rheumatoid arthritis, multiple sclerosis (MS), Sjögren's syndrome, dermatomyositis, myasthenia gravis and other autoantibody driven diseases such as Guillain-Barre syndrome (GBS), Fisher syndrome, systemic sclerosis, anti-glomerular basement membrane (anti-GBM) and anti-phospholipid syndrome (APS); infectious disease, such as hemolytic-uremic syndrome (HUS), viral infections, bacterial infections and fungal infections; cardiovascular disease, such as (acute) myocardial infarction (undergoing revascularization either by fibrinolysis or percutaneous coronary intervention (PCI)); neurodegenerative disorders such as Alzheimer's disease (AD), Huntington's disease, Creutzfeld-Jacob disease and Parkinson's disease; cancers; wounds; graft injury, such as ischemia reperfusion injury (IRI) and acute antibody mediated rejection (AMR); eye disease, such as age-related macular degeneration (AMD), uveitis, diabetic ocular diseases and disorders, and retinopathy of prematurity; kidney disease, such as membranous glomerulonephritis, membranous nephritis, immunoglobulin A nephropathy, Lupus nephritis, Goodpasture syndrome and post-streptococcal glomerulonephritis; pulmonary diseases, such as adult respiratory distress syndrome, chronic obstructive pulmonary disease and cystic fibrosis; hematological diseases; such as hemolytic anaemia, paroxysmal cold hemoglobinuria, atypical hemolytic uremic syndrome (aHUS) and paroxysmal nocturnal hemoglobinuria (PNH); allergic diseases, such as

anaphylactic shock, allergy and asthma; and dermatological diseases, such as pemphigus, bullous pemphigoid, phototoxic reactions and psoriasis. In a more particular embodiment, the C5 binding polypeptide, compound or combination according to the invention is used for treatment of paroxysmal nocturnal hemoglobinuria (PNH).

[0079] As mentioned when discussing organ transplantation in the background section above, differences between donor and recipient (e.g. ABO and MCH classes) as well as the condition of the transplanted organ may lead to delayed functioning or even rejection of the transplanted organ. Treatment may thus be necessary to eliminate anti-donor antibodies despite a positive donor-recipient crossmatch or to eliminate ABO antibodies when transplantation occurs against the ABO barrier. Such treatment typically includes immunoadsorption, e.g. by use of affinity chromatography techniques, prior to as well as after transplantation or plasmapheresis. Such procedures however runs the risk of eliminating nearly all antibodies present in the circulation, thus including therapeutic antibodies. The C5 binding polypeptides or compounds of the invention are however not affected by any antibody removing procedures, and may thus be exploited in these treatments.

[0080] In some C5 related conditions where a more local acute pathology in readily accessible tissues, such as lung and the blood stream, dominates rather than systemic pathologies, a drug with a very short half-life could be advantageous over one with a slow elimination. Thus, in such C5 related conditions, a C5 binding polypeptide without a half-life extending moiety may be beneficial. As previously accounted for, a C5 binding polypeptide according to the invention will, due to its relatively small size, exhibit a relatively rapid pharmacokinetic profile when administered to a mammal such as a human. The C5 binding polypeptide according to the invention may potentially be active in treatment of C5 related conditions such as asthma (Zhang et al. Expert Rev Clin Immunol 2010, 6:269-277), sepsis (Ward et al. The Sci World J 2010, 10:2395-2402), and hypersensitivity syndrome including the C activation-related pseudoallergy (CARPA, a reaction to certain therapeutic liposomes and lipid excipient-based drugs that in rare cases can lead to life threatening cardiopulmonary distress (Szebeni et al. Adv Drug Delivery Rev 2011, 63:1020-1030)). In addition, a C5 binding polypeptide according to the invention may be used for complement inhibition when a recipient of blood transfusion has received blood of an incompatible type (a situation occurring in about 1:14000 transfusion units in the US which is associated with high mortality, Goodnough et al. Lancet 2003, 361:161-169).

[0081] A method of treatment of a C5 related condition may comprise administering of a C5 binding polypeptide, or combination as described above to a mammalian subject in need thereof. Consequently, in the method of treatment, the subject is treated with a C5 binding polypeptide, a C5 binding compound or a combination according to the invention. More specifically, the binding of the C5 binding polypeptide or the combination, to a C5 expressed on a cell surface in the subject inhibits C5 cleavage. The C5 related condition may be selected from inflammatory disease; autoimmune disease; infectious disease; cardiovascular disease; neurodegenerative disorders; cancers; wounds; graft injury; eye disease; kidney disease; pulmonary diseases; hematological diseases; allergic diseases and dermatological diseases. In particular the C5 related condition may be as defined above in relation to therapeutic use of a

C5 binding polypeptide, compound or combination according to the invention. The C5 related condition may for example be paroxysmal nocturnal hemoglobinuria (PNH). In one method of treatment, the said C5 binding polypeptide is administered intravenously, subcutaneously, by inhalation, nasally, orally, intravitreally, or topically.

[0082] The invention will now be further illustrated by the following non-limiting Examples.

Brief description of the Figures

[0083]

Figure 1 is a listing of the amino acid sequences of examples of C5 binding motifs comprised in C5 binding polypeptides of the invention (SEQ ID NO:1-248), examples of 49-mer C5 binding polypeptides according to the invention (SEQ ID NO:249-496), examples of 58-mer C5 binding polypeptides according to the invention (SEQ ID NO:497-744) and examples of 60-mer C5 binding polypeptides according to the invention (SEQ ID NO:745-757), as well as the sequences of protein Z (SEQ ID NO:758), an albumin binding domain (ABD094, SEQ ID NO:759), the Swiss-Prot entry P01031 of human C5 (amino acid residues 1-1676, SEQ ID NO:760; of which the α -chain corresponds to amino acid residues 678-1676 and the β -chain corresponds to amino acid residues 19-673), the sequence of the His₆-tagged tic protein OmCI used herein (SEQ ID NO:761) and cynomolgus C5 (SEQ ID NO:762) derived from genomic sequence (published on-line at www.ebi.ac.uk/ena; Ebeling et al. (2001) Genome Res. 21(10):1746-1756) using human C5 as template. The sequence contains two unknown amino acids "X" in positions 63 and 1346.

Figure 2 shows the result of a typical binding analysis performed in a Biacore instrument as described in Example 2. Sensorgrams were obtained by injection of human C5 (hC5; black solid curve), cynomolgus C5 (cC5; black short-dashed curve), rat C5 (rC5; black long-dashed curve), human MG7 domain (hMG7; gray dotted curve), and human immunoglobulin G (hIgG; gray solid curve), respectively, over an immobilized dimeric Z variant (Z05477, SEQ ID NO:509).

Figure 3 is a column chart showing the response in ELISA against hC5 and rC5, respectively, for selected matured Z variants. The black columns corresponds to the absorbance at 450 nm obtained using 0.05 μ g/ml hC5 (left column in each group) and to the absorbance at 450 nm obtained using 4 μ g/ml rC5 for each Z variant (right column in each group), as described in Example 4. The responses for the Z variant Z05363 (SEQ ID NO:510) are plotted as a positive control.

Figure 4 schematically shows different constructs encompassing one or several C5 binding Z variants selected from SEQ ID NO:745-757, optionally linked to ABD094 (SEQ ID NO:759).

Figure 5 shows SDS-PAGE analyses of purified C5 binding Z variants (reduced condition) visualized by Instant Blue, as described in Example 6. A) represents one example of dimeric Z-

Z-ABD (lane 1 where Z is equal to SEQ ID NO:745 and ABD is equal to SEQ ID NO:759) compared with different Z-ABD fusion proteins (where Z is equal to SEQ ID NO:745 (lane 2), SEQ ID NO:748-757 (lanes 4-13) fused to ABD094 (SEQ ID NO:759) by a GS linker); B) represents one C5 binding Z variant (SEQ ID NO:753) in different constructs, and C) represents two different C5 binding Z variants (SEQ ID NO:748, lanes 2-3 and 6 and SEQ ID NO:753, lanes 4-5 and 7), in monomeric form (lanes 6-7) and in fusion with ABD094 (SEQ ID NO:759) via a GS(G₄S)₂ linker (lanes 2-5).

Figures 6A and B are diagrams showing exemplary data of dose-response characterization of the potency of different C5 binding Z variants to inhibit complement activation as seen in a hemolytic assay, described in Example 6. C5 deficient serum was diluted 63-fold and supplemented with 0.1 nM hC5. A) shows effect of different Z-ABD fusion proteins (Z variants corresponding to SEQ ID NO:745, SEQ ID NO:748-753 and SEQ ID NO:756 fused to ABD094 (SEQ ID NO:759) by a GS linker) to hC5, whereas B) shows effect of different C5 binding constructs comprising the same C5 binding Z variant (Z06175a, SEQ ID NO:753) as monomer or dimer, in fusion with ABD094 (SEQ ID NO:759), or as provided with a His₆-tag (six histidine residues), compared to the C5 binding tick protein OmCl (SEQ ID NO:761).

Figures 7A and B are diagrams showing exemplary data of equilibrium binding based on the displacement ECL technique described in Example 6. Fig. 7A shows C5 binding of different Z variants (SEQ ID NO:745, SEQ ID NO:748-757) in fusion with ABD094 (SEQ ID NO:759) compared to C5 binding of the tick protein OmCl (SEQ ID NO:761). Fig. 7B shows binding of different C5 binding constructs comprising the same C5 binding Z variant (SEQ ID NO:753) as monomer or dimer, in fusion with ABD094 (SEQ ID NO:759) or as provided with a His₆-tag.

Figures 8A and 8B show interactions between Z-ABD variants and human serum albumin (HSA) studied as described in Example 7. A) Size exclusion chromatography (SEC) where Z-ABD (Z06175a (SEQ ID NO:753) fused to ABD094 (SEQ ID NO:759) by a GS linker) has been preincubated with equimolar amounts of HSA (1). As a comparison, the chromatograms for HSA alone (2) and Z-ABD alone (3) are also shown in the graph. B) Biacore sensorgrams of Z-ABD and Z-ABD-Z (Z06175a (SEQ ID NO:753) fused to ABD094 (SEQ ID NO:759) by linkers specified in Figure 4, in construct 2 and construct 5, respectively) injected over an HSA coated surface. Each of the two constructs was injected at a concentration of 25, 100 and 400 nM.

Figure 9 is a diagram showing the pharmacokinetic profiles for the C5 binding compounds Z-ABD and Z-ABD-Z (Z06175a, SEQ ID NO:753) fused to ABD094 (SEQ ID NO:759) by linkers specified in Figure 4, in construct 2 and construct 5, respectively) in Male Sprague Dawley rats over time after intravenous (i.v., 0.25 µmol/kg) and subcutaneous (s.c., 0.5 µmol/kg) administration, as described in Example 8. Each data point represents an average from three individual animals at a specific time point ranging from five minutes to two weeks after dosing for animals dosed i.v and from 15 minutes to two weeks for animals dosed s.c.

Figure 10 shows *ex vivo* hemolysis in sheep erythrocytes after exposure to serum diluted 1:5 from animal samples taken from Sprague Dawley rats after intravenous (i.v.; 0.25 µmol/kg) administration of Z-ABD (Z06175a (SEQ ID NO:753) fused to ABD094 (SEQ ID NO:759) by a

GS linker), as described in Example 8. Each dot represents one individual animal at a specific time point ranging from five minutes to two weeks after dosing.

Figure 11 shows *ex vivo* hemolysis in sheep erythrocytes after exposure to serum diluted 1:5 from animal samples taken from Sprague Dawley rats after subcutaneous (s.c.; 0.5 μ mol/kg) administration of Z-ABD (Z06175a (SEQ ID NO:753) fused to ABD094 (SEQ ID NO:759) by a GS linker), as described in Example 8. Each dot represents one individual animal at a specific time point ranging from 15 minutes to two weeks.

Figure 12 shows the hemolysis versus Z-ABD (Z06175a (SEQ ID NO:753) fused to ABD094 (SEQ ID NO:759) by a GS linker) serum concentration following i.v. and s.c. administration to male Sprague Dawley rats, as described in Example 8.

Figure 13 shows hemolysis in sheep erythrocytes versus Z-ABD-Z (Z06175a (SEQ ID NO:753) fused to ABD094 (SEQ ID NO:759) by linkers specified in Figure 4, construct 5) serum concentration following i.v. and s.c. administration to male Sprague Dawley rats, as described in Example 8.

Figure 14 shows the serum exposure of Z-ABD (Z06175a (SEQ ID NO:753) fused to ABD094 (SEQ ID NO:759) by a GS linker) following i.v. (415 nmol/kg) and s.c. (1250 nmol/kg) administration in male Cynomolgus monkey, as described in Example 9. Each data point represents the mean of three individual animals.

Figure 15 is a diagram showing the effect (C5a concentration in lavage) of the pro-inflammatory molecule zymosan (40 mg/kg i.p.) alone and in combination with a C5 binding Z-ABD fusion molecule (Z06175a (SEQ ID NO:753) fused to ABD094 (SEQ ID NO:759) by a GS linker) or OmCI (SEQ ID NO:761) analyzed as described in Example 10. Z-ABD was administered at 20 nmol/kg (LD), 100 nmol/kg (MD) and 500 nmol/kg (HD) s.c. 18 h before induction with zymosan. OmCI (30 nmol/kg) was administered i.p. 1 h before zymosan treatment and samples were taken 1 h after zymosan induction.

Figures 16A and 16B show the pharmacokinetic profile of Z-ABD (Z06175a (SEQ ID NO:753) fused to ABD094 (SEQ ID NO:759) by a GS linker) following intratracheal administration of 500 nmol/kg into female C57bl mice, as described in Example 11. A) serum concentration in each animal (n=3 for each time point, 27 animals totally) and B) hemolysis in sheep erythrocytes exposed to these serum samples diluted 1:5.

Examples

[0084] The following materials were used throughout this work except where otherwise noted.

- *Escherichia coli* strain RR1 Δ M15 (Rüther, Nucleic Acids Res 10:5765-5772, 1982).
- *Escherichia coli* strain XL1-Blue (Agilent Technologies, cat. no. 200268).

- Human complement protein C5 (hC5). The full 1676 amino acid pro-protein has GenBank accession number: NP_001726 (SEQ ID NO:760) wherein amino acids 19-673 is the beta chain and amino acids 678-1676 is the alpha chain. Human C5 used herein was purchased from Quidel (cat. no. A403)
- Cynomolgus complement protein C5 (cC5; SEQ ID NO:762). The cC5 sequence was derived from the Cynomolgus (*Macaca fascicularis*) genomic sequence (www.ebi.ac.uk/ena; Ebeling et al. (2001) Genome Res. 21(10):1746-1756). The coding region of human C5 was retrieved from www.ensembl.org, and the C5 gene was localized to chromosome 15. The region containing the gene is approximately 110 000 bases long and is contained in contigs CAEC01154150 to CAEC01154178. The contigs were manually joined to a single file and used as a genomic context for the sim4 software to align the coding region of human C5 to the raw Cynomolgus genomic material. Cynomolgus C5 used herein was purified in-house from serum using a three-step procedure; PEG6000 precipitation, ion exchange and OmCI affinity chromatography.
- Rat Complement protein C5 (rC5; GenBank accession number: XP_001079130) Rat C5 used herein was purified in-house from serum using a three-step procedure; PEG6000 precipitation, ion exchange and OmCI affinity chromatography.
- Human MG7 (hMG7) domain of complement protein C5, corresponding to amino acid residues 822-931 of human C5 (SEQ ID NO:760; Fredslund et al. (2008) Nature Immunology 9: 753-760) produced in-house in Freestyle HEK293 cells.
- hMG7 binding protein.
- OmCI (AF2999, Nunn, M. A. *et al. supra*) from soft tick *Ornithodoros moubata* OmCI with a His₆ tag in the C-terminus (SEQ ID NO:761) was produced in-house in *E. coli* strain Origami(DE3) and purified on a HisTrap1 column.

Example 1: Selection and screening of complement protein C5 binding polypeptides

Materials and methods

[0085] Biotinylation of target protein hC5: hC5 was biotinylated according to the manufacturer's recommendations at room temperature (RT) for 40 min using No-Weigh EZ-Link Sulfo-NHS-LC-Biotin (Pierce, cat. no. 21327) at a ten times (10x) molar excess. Subsequent buffer exchange to PBS (10 mM phosphate, 137 mM NaCl, 2.68 mM KCl, pH 7.4) was performed using Protein Desalting Spin Columns (Pierce, cat. no. 89849) according to the manufacturer's instructions.

[0086] Phage display selection of C5-binding polypeptides: Libraries of random variants of protein Z displayed on bacteriophage, constructed in phagemid pAffi1/pAY00065/

pAY02947/pAY02592 essentially as described in Grönwall et al. J Biotechnol 2007, 128:162-183), were used to select C5 binding polypeptides. Three different library vectors were used. Two of these utilize an albumin binding domain (ABD, GA3 of protein G from *Streptococcus* strain G148) as fusion partner to the Z variants generating the libraries Zlib003Naive.I and Zlib006Naive.II. The third library, Zlib004Naive.I utilizes the *Taq* DNA polymerase binding molecule Z03639 (denoted Z_{TaqS1-1} in Gunneriusson et al. Protein Eng 1999, 12:873-878) as fusion partner. The libraries had the following actual sizes: 3×10^9 (Zlib003Naive.I); 1.5×10^{10} (Zlib006Naive.II); and 1.4×10^{10} (Zlib004Naive.I), the number referring to the amount of variants.

[0087] Phage stocks were prepared either in shake flasks (Zlib003Naive.I) as described in Grönwall *et al. supra* or in a 20 l fermenter (Zlib006Naive.II and Zlib004Naive.I). Cells from a glycerol stock containing the phagemid library Zlib004Naive.I were inoculated in 20 l of TSB-YE (Tryptic Soy Broth-Yeast Extract; 30 g/l TSB, 5 g/l yeast extract) supplemented with 2 % glucose and 100 µg/ml ampicillin. Cells from a glycerol stock containing the phagemid library Zlib006Naive.II were inoculated in 20 l of a defined proline free medium [dipotassium hydrogenphosphate 7 g/l, trisodium citrate dihydrate 1 g/l, uracil 0.02 g/l, YNB (Difco™ Yeast Nitrogen Base w/o amino acids, Becton Dickinson) 6.7 g/l, glucose monohydrate 5.5 g/l, L-alanine 0.3 g/l, L-arginine monohydrochloride 0.24 g/l, L-asparagine monohydrate 0.11 g/l, L-cysteine 0.1 g/l, L-glutamic acid 0.3 g/l, L-glutamine 0.1 g/l, glycine 0.2 g/l, L-histidine 0.05 g/l, L-isoleucine 0.1 g/l, L-leucine 0.1 g/l, L-lysine monohydrochloride 0.25 g/l, L-methionine 0.1 g/l, L-phenylalanine 0.2 g/l, L-serine 0.3 g/l, L-threonine 0.2 g/l, L-tryptophane 0.1 g/l, L-tyrosine 0.05 g/l, L-valine 0.1 g/l] supplemented with 100 µg/ml ampicillin. The cultivations were grown at 37°C in a fermenter (Belach Biotechnik, BR20). When the cells reached an optical density (OD) of 0.7-0.8, approximately 2.6 l of the cultivation was infected using a 10x molar excess of M13K07 helper phage (New England Biolabs #N0315S). The cells were incubated for 30 minutes, whereupon the fermenter were filled up to 20 l with TSB-YE supplemented with 100 µM IPTG (isopropyl-β-D-1-thiogalactopyranoside, for induction of expression), 25 µg/ml kanamycin and 12.5 µg/ml carbenicillin and grown at 30°C for 22 h. The cells in the cultivation were pelleted by centrifugation at 15,900 g and the phage particles remaining in the medium were thereafter precipitated twice in PEG/NaCl (polyethylene glycol/sodium chloride), filtered and dissolved in PBS and glycerol as described in Grönwall *et al. supra*. Phage stocks were stored at -80°C before use.

[0088] Selections were performed in four cycles against biotinylated hC5. Phage stock preparation, selection procedure and amplification of phage between selection cycles were performed essentially as described in WO 2009/077175. PBS supplemented with 3 % bovine serum albumin (BSA) and 0.1 % Tween20 was used as selection buffer and the target-phage complexes were directly captured by Dynabeads® M-280 Streptavidin (Dyna, cat. no. 112.06). 1 mg beads per 10 µg complement protein C5 was used. *E. coli* strain RR1ΔM15 was used for phage amplification. In cycle 1 of the selections, 100 nM hC5 was used and two washes with PBST 0.1 % (PBS supplemented with 0.1 % Tween-20) were performed. An increased stringency, using a lowered target concentration and an increased number of washes, was

applied in the subsequent three cycles. In cycle 2, 3 and 4; 50 or 33 nM hC5, 25 or 11 nM hC5 and 12.5 or 3.7 nM hC5 were used. In cycle 2, 3 and 4; 4, 6 and 8 washes were performed, using PBST 0.1 % in all cycles or PBST 0.2 %, 0.3 % and 0.4 % in cycle 2, 3 and 4. ELISA screening of Z variants: To test if the selected Z variant molecules could indeed interact with human complement protein C5, ELISA assays were performed. The Z variants were produced by inoculating single colonies from the selections into 1 ml TSB-YE medium supplemented with 100 µg/ml ampicillin and 0.1 mM IPTG in deep-well plates (Nunc, cat. no. 278752). The plates were incubated for 18-24 h at 37°C. Cells were pelleted by centrifugation, re-suspended in 300 µl PBST 0.05 % and frozen at -80°C to release the periplasmic fraction of the cells. Frozen samples were thawed in a water bath and cells were pelleted by centrifugation. The periplasmic supernatant contained the Z variants as fusions to an albumin binding domain (GA3 of protein G from *Streptococcus* strain G148), expressed as AQHDEALE-[Z#####]-VDYV-[ABD]-YVPG (Grönwall *et al*, *supra*), or to the *Taq* DNA polymerase binding molecule Z03639, expressed as AQHDEALE-[Z#####]-VDYV-[Z03639]-YVPG. Z##### refers to individual 58 amino acid residues Z variants.

[0089] Half-area 96-well ELISA plates (Costar, cat. no. 3690) were coated with 50 µl/well of coating buffer (50 mM sodium carbonate, pH 9.6) containing 4 µg/ml of an antibody specific for Z variants (Affibody, cat. no. 20.1000.01.0005) and incubated over-night at 4°C. The antibody solution was poured off and the wells were blocked with 100 µl of PBSC (PBS supplemented with 0.5 % casein (Sigma, cat. no. C8654) for 1-2 h at RT. The blocking solution was discarded and 50 µl periplasmic solution was added to the wells and incubated for 1 h at RT under slow shaking. The supernatants were poured off and the wells were washed 4 times with PBST 0.05 %. Then 50 µl of biotinylated complement protein hC5, at a concentration of 5 µg/ml in PBSC, was added to each well. The plates were incubated for 1.5 h at RT followed by washes as described above. Streptavidin-HRP (Horseradish peroxidase; Dako, cat. no. P0397) was diluted 1:10,000 in PBSC, added to the wells which were then incubated for 45 min. After washing as described above, 50 µl ImmunoPure TMB substrate (Thermo Scientific, cat. no. 34021) was added to the wells and the plates were treated according to the manufacturer's recommendations. Absorbance of the wells was measured at 450 nm using a multi-well plate reader, Victor³ (Perkin Elmer).

[0090] As positive control, a periplasmic fraction also containing the PSMA binding molecule Z03938 expressed as AQHDEALE-[Z03938]-VDYV-[Z03639]-YVPG was assayed against 5 µg/ml biotinylated PSMA protein. As negative control; the same periplasmic preparation was assayed against complement protein hC5. Sequencing was performed for the clones with positive absorbance values against hC5.

[0091] Sequencing: PCR fragments were amplified from single colonies using a standard PCR program and the primers AFFI-21 (5'-tgctccggctcgatgtgtgtg) and AFFI-22 (5'-cggaaccagagccaccaccgg). Sequencing of amplified fragments was performed using the biotinylated oligonucleotide AFFI-72 (5'-biotin-cggaaccagagccaccaccgg) and a BigDye® Terminator v3.1 Cycle Sequencing Kit (Applied Biosystems), used in accordance with the manufacturer's protocol. The sequencing reactions were purified by binding to magnetic

streptavidin coated beads (Detach Streptavidin Beads, Nordiag, cat. no. 2012-01) using a Magnatrix 8000 (Magnetic Biosolution), and analyzed on ABI PRISM® 3100 Genetic Analyzer (PE Applied Biosystems).

[0092] Blocking ELISA: Clones found positive for hC5 in the ELISA screening were subjected to an ELISA blocking assay in order to elucidate if their target binding was affected by the presence of the hC5 binding proteins OmCl and/or hMG7 binding protein. The blocking ELISA was run using Z variants expressed in periplasmic fractions as described in the section for ELISA screening above, but setting up 5 ml cultures in 12 ml round-bottom tubes and using 2 ml PBST 0.05 % for pellet dissolution. The ELISA blocking assay was run as the ELISA screening assay, with a protocol modification introduced at the target step; OmCl or hMG7 binding protein were mixed with the target protein before addition to the assay plate. 5 µg/ml biotinylated hC5 was mixed with 5 times or 20 times molar excess of OmCl or hMG7 binding protein, respectively, then incubated 1 h at RT to allow complex formation before addition to the plate. For each clone, a reference (1), a negative control (2) and a background (3) response/signal, respectively, were obtained as follows: at the target step, solely hC5 was added to the Z variants (as in the screening ELISA) (1); the irrelevant protein PSMA (in house produced) was added to complement protein hC5, instead of OmCl or hMG7 binding protein (2); only buffer was added to the Z variants (3).

Results

[0093] Phage display selection of complement protein C5 binding polypeptides: Individual clones were obtained after two-four cycles of phage display selections against biotinylated hC5.

[0094] ELISA screening of Z variants: The clones obtained after four cycles of selection were produced in 96-well plates and screened for complement protein C5 binding activity in ELISA. In total, nearly 400 clones were screened. The absorbance measurements showed many clearly hC5 positive clones. The result from a selection of clones is displayed in Table 1; the Z05363 (SEQ ID NO:510) variant is tagged with ABD, whereas the other listed Z variants are tagged with the Taq binding molecule Z03639 as described in the methods section. The PSMA specific molecule Z03938 used as a negative control gave a positive signal for PSMA, whereas no signal was obtained against hC5.

[0095] Blocking ELISA: Clones positive for hC5 were subjected to a blocking assay using the hC5 binding proteins OmCl and hMG7 binding protein. For five clones, the binding signal to complement protein C5 was completely extinguished by the presence of OmCl, reaching the same level as the background (Table 1). One of these clones, namely the Z05363 variant (SEQ ID NO:510), was also tested for its ability to bind hC5 in the presence of hMG7 binding protein. The hMG7 binding protein did not inhibit the binding of Z05363 to hC5.

Table 1. Response in ELISA to target, with or without blocking molecule for a number of Z variants.

Z variant	SEQ ID NO:#	hC5 (OD 450 nm)	OmCI-block
Z05363	SEQ ID NO:510	3.143	complete
Z05477	SEQ ID NO:509	2.872	complete
Z05483	SEQ ID NO:511	0.531	complete
Z05538	SEQ ID NO:512	0.099	complete
Z05692	SEQ ID NO:513	0.944	complete

[0096] Sequencing: Sequencing was performed for the clones with positive absorbance values against complement protein C5 in the ELISA screening. Each variant was given a unique identification number #####, and individual variants are referred to as Z#####. The amino acid sequences of the 58 amino acid residues long Z variants are listed in Figure 1 and in the sequence listing as SEQ ID NO:509-513. The deduced complement protein C5 binding motifs of these Z variants are listed in Figure 1 and in the sequence listing as SEQ ID NO:13-17. The amino acid sequences of the 49 amino acid residues long polypeptides predicted to constitute the complete three-helix bundle within each of these Z variants are listed in Figure 1 and in the sequence listing as SEQ ID NO:261-265.

Example 2: Production and characterization of Z variants

Materials and methods

Subcloning of Z variants, protein expression and purification:

[0097] Five complement protein C5 binding Z variants (Z05363 (SEQ ID NO:510); Z05477 (SEQ ID NO:509); Z05483 (SEQ ID NO:511); Z05538 (SEQ ID NO:512) and Z05692 (SEQ ID NO:513)) were amplified from pAffi1/pAY00065/pAY02947 library vectors. A subcloning strategy for construction of dimeric Affibody molecules with N-terminal His₆ tags was applied using standard molecular biology techniques and as described in detail in WO 2009/077175.

[0098] The Z gene fragments were subcloned into the expression vector pAY01448 resulting in the encoded sequence MGSSHHHHHLQ-[Z#####][Z#####]-VD.

[0099] The subcloned Z variants were transformed into *E. coli* BL21(DE3) and expressed in the multifermenter system Greta (Belach Bioteknik). In brief, cultures were grown at 37°C in 800 ml TSB-YE-medium containing 50 µg/ml kanamycin. At an OD₆₀₀ of ~1, the cultures were induced through the automatic addition of IPTG to a final concentration of 0.05 mM. Cultures were cooled down to approximately 10°C after 5 h of induction, and harvested by

centrifugation (20 min, 15,900 g). Supernatants were discarded and the cell pellets were collected and stored at -20°C until further use. Expression levels and the degree of solubility were estimated by SDS-PAGE analysis on 4-12 % NuPAGE™ gels (Invitrogen) using Coomassie blue staining.

[0100] For Z variants expressed mainly as soluble protein, the cell pellets were resuspended in binding buffer (20 mM sodium phosphate, 0.5 M NaCl, 20 mM imidazole, pH 7.4) with an addition of 1000 U Benzonase® (Merck, cat. no. 1.01654.001) and disrupted by ultrasonication. For each of the Z variants, the sonicated suspension was clarified by centrifugation (40 min, 25,000 g, 4 °C) and the supernatant was loaded onto a 1 ml His GraviTrap™ column (GE Healthcare). The column was washed with wash buffer (20 mM sodium phosphate, 0.5 M NaCl, 60 mM imidazole, pH 7.4), before eluting the Z variants with 3 ml elution buffer (20 mM sodium phosphate, 0.5 M NaCl, 0.5 M imidazole, pH 7.4). Z variants which expressed mainly as insoluble protein were purified likewise, but 8 M urea was included in the binding and wash buffer. If required, the Z variants were further purified by reversed phase chromatography (RPC) on 1 ml Resource™ columns (GE Healthcare) using water including 0.1 % TFA (trifluoroacetic acid) as mobile phase and elution with an appropriate gradient (typically 0-50 % over 20 column volumes) of acetonitrile including 0.1 % TFA.

[0101] The buffer was exchanged to PBS using PD-10 columns (GE Healthcare).

[0102] Protein characterization: The concentration of the purified Z variants was determined by absorbance measurements at 280 nm using theoretical extinction coefficients. The purity was estimated by SDS-PAGE analysis on 4-12 % NuPAGE™ gels (Invitrogen) using Coomassie blue staining. To verify the identity and to determine the molecular weights of purified Z variants, LC/MS-analyses were performed on an Agilent 1100 LC/MSD system (Agilent Technologies).

[0103] CD analysis: The purified Z variants were diluted to 0.5 mg/ml in PBS. For each diluted Z variant, a CD spectrum was recorded between 250-195 nm at a temperature of 20°C. In addition, a variable temperature measurement (VTM) was performed to determine the melting temperature (T_m). In the VTM, the absorbance was measured at 221 nm while the temperature was raised from 20 to 90°C, with a temperature slope of 5°C/min. The ability of the Z variant to refold was assessed by collecting an additional CD spectrum at 250-195 nm after cooling to 20°C. The CD measurements were performed on a Jasco J-810 spectropolarimeter (Jasco Scandinavia AB) using a cell with an optical path length of 1 mm.

[0104] Biacore binding analysis: The interactions of the five subcloned His₆-tagged dimeric hC5-binding Z variants with hC5, cC5, rC5, hMG7 and hIgG (Sigma, cat. no. G4386) were analyzed in a Biacore instrument (GE Healthcare). The Z variants were immobilized in different flow cells on the carboxylated dextran layer of several CM5 chip surfaces (GE Healthcare). The immobilization was performed using amine coupling chemistry according to the manufacturer's protocol. One flow cell surface on each chip was activated and deactivated for use as blank during analyte injections. The analytes, diluted in HBS-EP running buffer (GE Healthcare) to a

final concentration of 100 nM, were injected at a flow rate of 10 μ l/min for 1 min. After 2 min of dissociation, the surfaces were regenerated with one injection of 10 mM HCl. The results were analyzed in BiaEvaluation software (GE Healthcare). Curves of the blank surface were subtracted from the curves of the ligand surfaces.

Results

[0105] Subcloning of Z variants: Five selected unique clones (Z05477 (SEQ ID NO:509), Z05363 (SEQ ID NO:510), Z05483 (SEQ ID NO:511), Z05538 (SEQ ID NO:512) and Z05692 (SEQ ID NO:513)) were chosen for subcloning as dimers in the expression vector pAY01448 and were subsequently verified by sequencing.

[0106] Protein production: The histidine-tagged dimeric Z variants yielded acceptable expression levels of soluble gene product. The purity of produced batches was estimated to exceed 90 % as assessed by SDS-PAGE analysis. LC/MS analysis verified the correct molecular weight for all Z variant molecules.

[0107] CD analysis: The melting temperatures (T_m) of the different Z variants were calculated by determining the midpoint of the transition in the CD signal vs. temperature plot. The results for a number of reversibly folding Z variants are summarized in Table 2 below.

Table 2. Melting temperatures for a number of Z variants.

Z variant	SEQ ID NO:# of monomeric Z variant	T_m ($^{\circ}$ C)
His ₆ -(Z05477) ₂	SEQ ID NO:509	45
His ₆ -(Z05363) ₂	SEQ ID NO:510	35
His ₆ -(Z05483) ₂	SEQ ID NO:511	44
His ₆ -(Z05538) ₂	SEQ ID NO:512	54
His ₆ -(Z05692) ₂	SEQ ID NO:513	52

[0108] Biacore binding analysis: The binding of the five subcloned dimeric Z variants to different species of C5 and MG7, a subdomain of hC5, as well as the background binding to IgG was tested in a Biacore instrument by injecting the different proteins over surfaces containing the Z variants. The ligand immobilization levels for the different Z variants on the surfaces were: Z05363: 2080 RU, Z05477: 2180 RU, Z05483: 2010 RU, Z05538: 2570 RU and Z05692: 3270 RU. The different Z variants were tested for binding to different sets of proteins injected at concentrations of 100 nM, see Table 3. The result for the tested Z variants is displayed in the table as a +/- outcome for each protein. As an example of the Biacore binding analysis, Figure 2 shows the sensorgrams obtained from immobilized dimeric Z05477 assayed against hC5, cC5, rC5, hMG7 and hIgG.

Table 3. Biacore response of different Z variants against C5 from various species and relevant

selected background proteins.

Z variant	SEQ ID NO:# of monomeric Z variant	hC5	cC5	rC5	hMG7	hlgG
His ₆ -(Z05477) ₂	SEQ ID NO:509	+	+	+	-	-
His ₆ -(Z05363) ₂	SEQ ID NO:510	+	+	+	-	-
His ₆ -(Z05483) ₂	SEQ ID NO:511	+	+	+	-	-
His ₆ -(Z05538) ₂	SEQ ID NO:512	+	+	+	-	-
His ₆ -(Z05692) ₂	SEQ ID NO:513	+	+	-	-	-

Example 3: Design and construction of a matured library of complement protein C5 binding Z variants

[0109] In this Example, a matured library was constructed. The library was used for selections of hC5-binding polypeptides. Selections from matured libraries are usually expected to result in binders with increased affinity (Orlova et al. Cancer Res 2006, 66(8):4339-48). In this study, randomized double stranded linkers were generated by the Slonomics® technology which enables incorporation of randomized sets of trinucleotide building blocks using ligations and restrictions of the subsequently built up double stranded DNA.

Materials and methods

[0110] Library design: The library was based on a selection of sequences of the hC5 binding Z variants described in Examples 1 and 2. In the new library, 13 variable positions in the Z molecule scaffold were biased towards certain amino acid residues, according to a strategy based on the Z variant sequences defined in SEQ ID NO:509-513 (Z05477, Z05363, Z05483, Z05538, Z05692). A SlonoMax® library of double-stranded DNA, containing the 147 bp partially randomized helix 1 and 2 of the amino acid sequence 5'-AA ATA AAT CTC GAG GTA GAT GCC AAA TAC GCC AAA GAA/GAG NNN NNN NNN GCA/GCC NNN NNN GAG/GAA ATC/ATT NNN NNN TTA/CTG CCT AAC TTA ACC/ACT NNN NNN CAA/CAG TGG NNN GCC/GCG TTC ATC/ATT NNN AAA/AAG TTA/CTG NNN GAT/GAC GAC CCA AGC CAG AGC TCA TTA TTT A-3' (randomized codons are illustrated as NNN) flanked with restriction sites *Xho*I and *Sac*I, was ordered from Sloning BioTechnology GmbH (Puchheim, Germany). The

theoretical distributions of amino acid residues in the new library finally including 12 variable Z positions are given in Table 4.

Table 4: Library design.

Amino acid position in the Z variant molecule	Randomization (amino acid abbreviations)	No of amino acids	Proportion
9	H,Q,S,T,V	5	1/5
10	I,L,V,W	4	1/4
11	A,D,E,H,K,L,N,R,S,T,Y	12	1/12
13	N,Q,W,Y	4	1/4
14	A,D,E,H,I,K,L,N,Q,R,S,T,V,W,Y	15	1/14
17	D,E	2	1/2
18	A,D,E,G,H,I,K,L,Q,R,S,T,V,Y	14	1/14
24	I,L,V	3	1/3
25	A,D,E,H,K,N,Q,R,S,T,Y	11	1/11
28	I,L,V	3	1/3
32	A,D,E,F,G,H,K,L,N,Q,R,S,T,V	14	1/14
35	A,D,E,H,K,N,Q,R,S,T,W,Y	12	1/12

[0111] Library construction: The library was amplified using AmpliTaq Gold polymerase (Applied Biosystems, cat. no. 4311816) during 12 cycles of PCR and pooled products were purified with QIAquick PCR Purification Kit (QIAGEN, cat. no. 28106) according to the supplier's recommendations. The purified pool of randomized library fragments was digested with restriction enzymes *Xho*I and *Sac*I (New England Biolabs, cat. no. R01460L, and cat. no. R0156L) and purified once more with PCR Purification Kit. Subsequently, the product was purified using preparative gel electrophoresis on a 1 % agarose gel.

[0112] The phagemid vector pAY02592 (essentially as pAffi1 described in Grönwall *et al. supra*) was restricted with the same enzymes, purified using phenol/chloroform extraction and ethanol precipitation. The restricted fragments and the restricted vector were ligated in a molar ratio of 5:1 with T4 DNA ligase (New England Biolabs, cat. no. M0202S), for 2 hours at RT followed by overnight incubation at 4°C. The ligated DNA was recovered by phenol/chloroform extraction and ethanol precipitation, followed by dissolution in 10 mM Tris-HCl, pH 8.5.

[0113] The ligation reactions (approximately 250 ng DNA/transformation) were electroporated into electrocompetent *E. coli* RR1ΔM15 cells (100 μl). Immediately after electroporation, approximately 1 ml of SOC medium (TSB-YE media, 1 % glucose, 50 μM MgCl₂, 50 μM MgSO₄, 50 μM NaCl and 12.5 μM KCl) was added. The transformed cells were incubated at 37°C for 50 min. Samples were taken for titration and for determination of the number of transformants. The cells were thereafter pooled and cultivated overnight at 37°C in 71 of TSB-

YE medium, supplemented with 2 % glucose and 100 µg/ml ampicillin. The cells were pelleted for 15 min at 4,000 g, resuspended in a PBS/glycerol solution (approximately 40 % glycerol). The cells were aliquoted and stored at -80°C. Clones from the library of Z variants were sequenced in order to verify the content and to evaluate the outcome of the constructed library vis-à-vis the library design. Sequencing was performed as described in Example 1 and the amino acid distribution was verified.

[0114] Preparation of phage stock: Cells from the glycerol stock containing the C5 phagemid library were inoculated in 20 l of a defined proline free medium (described in Example 1) supplemented with 100 µg/ml ampicillin, and grown at 37°C in a fermenter (Belach Bioteknik, BR20). All steps were performed as described in Example 1 for the library Zlib006Naive.II. After cultivation, the cells were pelleted by centrifugation at 15,900 g and the phage particles remaining in the medium were thereafter precipitated twice in PEG/NaCl, filtered and dissolved in PBS and glycerol as described in Example 1. Phage stocks were stored at -80°C until use in selection.

Results

[0115] Library construction: The new library was designed based on a set of OmCI-blocked C5 binding Z variants with verified binding properties (Example 1 and 2). The theoretical size of the designed library was 6.7×10^9 Z variants. The actual size of the library, determined by titration after transformation to *E. coli* RR1ΔM15 cells, was 1.4×10^9 transformants.

[0116] The library quality was tested by sequencing of 64 transformants and by comparing their actual sequences with the theoretical design. The contents of the actual library compared to the designed library were shown to be satisfying. The locked position in the designed amino acid sequence (W in position 27) was reflected in the actual sequence in that only the expected amino acid occurred in that position. A matured library of hC5 binding polypeptides was thus successfully constructed.

Example 4: Selection, screening and characterization of Z variants from a matured library

Materials and methods

[0117] Phage display selection of complement protein C5 binding polypeptides: The target protein hC5 was biotinylated as described in Example 1. Phage display selections were performed against hC5 essentially as described in Example 1 using the new library of Z variant molecules described in Example 3. *E. coli* XL1-Blue was used for phage amplification. Selection was initially performed in two parallel tracks. In one track, the time of selection was 2

h, while in the other track, shorter selection times were used: 20 min in the first cycle and 10 min for subsequent cycles 2-4. These two tracks (1 and 2) were further divided in the second cycle, resulting in totally six tracks (1a-c and 2a-c, differing in target concentration and wash conditions). Selection was performed in a total of four cycles. In cycle 1 of the selections, 25 nM complement protein C5 was used and five washes with PBST 0.1 % were performed. An increased stringency, using a lowered target concentration and an increased number of washes, was applied in the subsequent three cycles. In cycle 2, 3 and 4; 10, 5 or 2.5 nM complement protein C5, 4, 1 or 0.25 nM complement protein C5 and 1.6, 0.2 or 0.05 nM complement protein C5 were used. In cycle 2, 3 and 4; 10, 15 and 20 washes were performed using PBST 0.1 %. In addition, the second last wash was prolonged to 3 h with a 50x excess of non-biotinylated hC5 in the washing solution for two of the tracks (1c and 2c).

[0118] Sequencing of potential binders: Individual clones from the different selection tracks were picked for sequencing. All clones run in the ELISA screening were sequenced. Amplification of gene fragments and sequence analysis of gene fragments were performed as described in Example 1.

[0119] ELISA screening of Z variants: Single colonies containing Z variants were randomly picked from the selected clones of the complement protein C5 matured library and grown in 1 ml cultivations as described in Example 1. Periplasmic proteins were released by 8 repeated freeze-thawing cycles. ELISA screenings were performed essentially as described in Example 1 with the following exceptions. Half-area 96-well ELISA plates were coated with 2 µg/ml of an ABD specific goat antibody (in house produced) diluted in coating buffer. Biotinylated hC5 was used at a concentration of 0.15 µg/ml and incubation performed for 1.5-2 h. Streptavidin conjugated HRP was obtained from Thermo Scientific (cat. no. N100). The Z variant Z05363 (SEQ ID NO:510) originating from the primary selections (Example 1) was used as a positive control as well as a negative control omitting hC5.

[0120] Selected matured Z variants were subjected to a second screen against hC5 at a lower concentration and compared to rC5. The assay was essentially performed as described above. hC5 and rC5 was used at a concentration of 0.05 µg/ml and 4 µg/ml, respectively. The Z variant Z05363 (SEQ ID NO:510) was used as a positive control in this experiment as well. As a negative control, a Z variant binding to PDGF-Rβ (Z01977; described in WO 2009/077175) was assayed against biotinylated hC5 or rC5.

[0121] In deep sequence analysis of selected Z variants and correlation of amino acids in the 13 randomized positions with measured melting temperatures and IC₅₀ values for human C5 and mouse C5 in the hemolysis assay (described in Example 6) suggested a favorable Z variant not identified among the 558 sequenced clones. Based on the Z variant Z05998 (SEQ ID No:499), a single amino acid, Ile in position 10 was substituted with Leu using conventional technology for site directed mutagenesis. The new variant is referred to as Z08044 (SEQ ID NO:498). The deduced complement protein C5 binding motif of this Z variant is listed in Figure 1 and in the sequence listing as SEQ ID NO:2. The amino acid sequences of the 49 amino acid residues long polypeptide predicted to constitute the complete three-helix bundle within these

Z variant is listed in Figure 1 and in the sequence listing as SEQ ID NO:250.

Results

[0122] Phage display selection of complement protein C5 binding polypeptides: Selection was performed in totally six parallel tracks containing four cycles each. The different selection tracks differed in target concentration and wash conditions as follows: 1a) 2 h selection time, high concentration, standard wash, 1b) 2 h selection time, low concentration, standard wash, 1c) 2 h selection time, medium concentration, long wash, 2a) 10 min selection time, high concentration, standard wash, 2b) 10 min selection time, low concentration, standard wash, and 2c) 10 min selection time, medium concentration, long wash. For each selection cycle, the target concentration was decreased and the washing conditions were more stringent. All tracks gave in each round sufficient amounts of phage particles in the eluate. Most phage particles were found in tracks 1a and 2a, representing the highest target concentration and mildest wash conditions. **Sequencing:** Randomly picked clones (558) were sequenced. Each individual Z variant was given an identification number, Z#####, as described in Example 1. In total, 242 new unique Z variant molecules were identified. The amino acid sequences of the 58 amino acid residues long Z variants are listed in Figure 1 and in the sequence listing as SEQ ID NO:497, SEQ ID NO:499-508 and SEQ ID NO:514-744. The deduced complement protein C5 binding motifs of these Z variants are listed in Figure 1 and in the sequence listing as SEQ ID NO:1, SEQ ID NO:3-12 and SEQ ID NO:18-248. The amino acid sequences of the 49 amino acid residues long polypeptides predicted to constitute the complete three-helix bundle within each of these Z variants are listed in Figure 1 and in the sequence listing as SEQ ID NO:249, SEQ ID NO:251-260 and SEQ ID NO:266-496. Among the sequenced clones, 63 sequences occurred two or more times.

[0123] ELISA screening of Z variants: Clones obtained after four selection cycles were produced in 96-well plates and screened for hC5-binding activity using ELISA. All randomly picked clones were analyzed. 229 of the 242 unique Z variants were found to give a higher response (0.3-3.1 AU) against hC5 at a concentration of 0.15 µg/ml compared to the positive control clone Z05363 (SEQ ID NO:510; an average absorbance signal of 0.3 AU), obtained from the primary selections (Example 1). Clones from all selection tracks showed positive signals. The negative controls had an absorbance of approximately 0.1 AU.

[0124] Z variants were selected based on their performance in the ELISA screen against hC5 and the occurrence frequency. 43 unique Z variants were assayed against a lower concentration of hC5 (0.05 µg/ml) as well as rC5 (4 µg/ml). A positive result against rC5 was obtained for 40 of the tested Z variants, defined as 2x the signal for the negative control (0.4 AU). The results for all the tested Z variants against the lower concentration of hC5 as well as against rC5 are shown in Figure 3.

Example 5: Subcloning, production and characterization of a subset of complement protein C5 binding Z variants

Materials and methods

[0125] Subcloning of Z variant molecules into expression vectors: Based on sequence analysis and the performance in the ELISA against human and rat complement protein C5, 45 clones were selected for subcloning into the expression vector pAY01448. Monomer Z variant fragments were amplified from the phagemid vector pAY02592 and the subcloning into pAY01448 was performed as described in Example 2, resulting in a vector encoding the protein sequence MGSSHHHHHLQ-[Z#####]-VD.

[0126] Protein expression and purification: The 45 Z variants in the His₆-(Z#####) format, were expressed in an automated multi-fermenter system as described in Example 2 or similarly in a small scale set-up of 100 ml cultures in shaker flasks induced manually with IPTG to a final concentration of 0.4 mM. Purification was performed using 1 ml HisGraviTrap™ columns essentially as described in Example 2 or in a smaller scale using 0.1 ml His SpinTrap (GE Healthcare, cat. no. 28-4013-53). Buffer was exchanged to PBS using PD-10 columns or PD SpinTrap G-25 (GE Healthcare, cat. no. 28-9180-04) according to the manufacturer's instructions. The concentration of purified Z variants was determined by absorbance measurements at 280 nm and the purity and identity was assessed by SDS-PAGE and LC/MS as described in Example 2. Samples were aliquoted and stored at -80°C until further use.

[0127] CD analysis: The CD analysis for determination of melting temperatures and folding reversibility was performed as described in Example 2.

Results

[0128] Protein expression and purification: All 45 subcloned Z variants could be expressed and the *in vitro* solubility for all purified variants was good. The purity was estimated by LC/MS to exceed 90 % for all variants. The correct molecular weights were verified by LC-MS.

[0129] CD analysis: CD spectrum measurements performed at 20°C confirmed the α-helical structure of the Z variants at this temperature. An overlay of the spectrums obtained after the variable temperature measurements (heating to 90°C followed by cooling to 20°C) on the spectrums obtained before the variable temperature measurement showed that all Z variants fold back completely, or nearly completely, to their α-helical structures after heating to 90°C (results not shown). The melting temperatures for a set of Z variants were determined from the variable temperature measurements and are shown in Table 5.

Table 5. Melting temperatures of matured Z variants with a histidine tag fused directly to the amino terminus of SEQ ID NO:497 and SEQ ID NO:499-508.

Z variant	SEQ ID NO:# of Z variant	T _m (°C)
His ₆ -Z06175	SEQ ID NO:497	44
His ₆ -Z05998	SEQ ID NO:499	45
His ₆ -Z06009	SEQ ID NO:500	45
His ₆ -Z06079	SEQ ID NO:501	46
His ₆ -Z06126	SEQ ID NO:502	44
His ₆ -Z06140	SEQ ID NO:503	42
His ₆ -Z06189	SEQ ID NO:504	47
His ₆ -Z06214	SEQ ID NO:505	44
His ₆ -Z06215	SEQ ID NO:506	41
His ₆ -Z06226	SEQ ID NO:507	44
His ₆ -Z06018	SEQ ID NO:508	46

Example 6: *In vitro* characterization of C5 binding Z variants

Materials and methods

[0130] Cloning and protein production: DNA encoding a subset of C5 binding Z variants (SEQ ID NO:745-757) where *E. coli* codon optimized and synthesized by GeneArt, GmbH. The synthetic genes representing the C5 binding Z variants were subcloned and expressed in *E. coli*. The expression vectors encoding constructs of monomers or dimers of Z variants optionally linked to an albumin binding domain (ABD094, SEQ ID NO:759) are schematically illustrated in Figure 4.

[0131] Intracellularly expressed Z variants were purified using conventional chromatography methods. Homogenization and clarification was performed by sonication followed by centrifugation and filtration. Anion exchange chromatography was used as capture step. Further purification was obtained by hydrophobic interaction chromatography. The purifications were executed at acidic conditions (pH 5.5). Polishing and buffer exchange was performed by size exclusion chromatography. Before concentration to final protein content, the endotoxin level was reduced by polymyxin B affinity chromatography. Produced proteins were analyzed by MALDI-TOF MS and on SDS-PAGE.

[0132] In addition, recombinantly expressed OmCI protein (SEQ ID NO:761) was used as a reference molecule in the *in vitro* studies.

[0133] Inhibition of hemolysis: For studies of classical complement pathway function and inhibition thereof by C5 binding polypeptides, sheep erythrocytes were prepared from fresh sheep whole blood in Alsever's solution (Swedish National Veterinary Institute) and thereafter treated with rabbit anti-sheep erythrocyte antiserum (Sigma) to become antibody sensitized sheep erythrocyte (EA). The whole process was conducted under aseptic conditions. All other reagents were from commercial sources.

[0134] The *in vitro* assay was run in 96-well U-form microtiter plate by consecutive additions of a test protein, a complement serum and EA suspension. The final concentrations of all reagents, in a total reaction volume of 50 μ l per well and at pH 7.3-7.4, were: 0.15 mM CaCl_2 ; 0.5 mM MgCl_2 ; 3 mM NaN_3 ; 138 mM NaCl; 0.1% gelatin; 1.8 mM sodium barbital; 3.1 mM barbituric acid; 5 million EA; complement protein C5 serum at suitable dilution, and C5 binding Z variant at desired concentrations. Different species of complement sera were used in the assay to define cross-species potencies of the Z variants. For mouse serum, a C5 depleted human serum (C5D from Quidel cat. no. A501) had to be supplemented in an equal amount.

[0135] The Z variants were pre-incubated with the above described complement serum for 20 min on ice prior to starting the reaction by the addition of EA suspension. The hemolytic reaction was allowed to proceed at 37°C during agitation for 45 min and was then optionally ended by addition of 100 μ l ice-cold saline containing 0.02% Tween 20. The cells were centrifuged to the bottom and the upper portion, corresponding to 100 μ l supernatant, was transferred to a transparent microplate having half-area and flat-bottom wells. The reaction results were analyzed as optical density using a microtiter plate reader at a wavelength of 415 nm.

[0136] On all test occasions, controls, vehicle and OmCI (SEQ ID NO:761), were included in each plate to define the values of uninhibited and fully inhibited reactions, respectively. These values were used to calculate the % inhibition of the complement hemolysis at any given sample concentration. The inhibitory potencies (IC_{50} values) of tested Z variants were defined by applying the same assay in the presence of a controlled concentration of human C5 added to C5 depleted serum. For highly potent inhibitors (low nanomolar to sub-nanomolar), a final C5 concentration of the reaction mixture was controlled at 0.1 nM, which was optionally established by using C5 depleted or deficient sera.

[0137] In vitro kinetics and affinity of C5 binding Z variants to immobilized hC5: The binding affinity of a number of C5 binding Z variants (SEQ ID NO:748-757) to hC5 were analyzed using a Biacore T200 instrument (GE Healthcare). Human C5 (A403, Quidel Corporation) was coupled to a CM5 sensor chip (900 RU) using amine coupling chemistry according to the manufacturer's protocol. The coupling was performed by injecting hC5 at a concentration of 7.5 μ g/ml in 10 mM Na-acetate buffer pH 5 (GE Healthcare). The reference cell was treated with the same reagents but without injecting human C5.

[0138] All experiments were performed in 10 mM HEPES pH 7.4, 150 mM NaCl, 3 mM EDTA,

0.005% Surfactant P20 (HBS-EP buffer, GE Healthcare). For kinetic analyses, the flow rate was 30 μ l/min and data were collected at 25°C. Data from the reference cell were subtracted to compensate for bulk refractive index changes. In most cases, an injection of HBS-EP was also included as control so that the sensorgrams were double blanked. The surfaces were regenerated in HBS-EP buffer.

[0139] Binding of Z variants to immobilized hC5 was studied with the single cycle kinetics method, in which five concentrations of sample are injected one after the other in the same cycle without regeneration between injections. Kinetic constants were calculated from the sensorgrams using the Langmuir 1:1 or bivalent analyte model of Biacore T200 Evaluation Software version 1.0.

[0140] In vitro kinetics and affinity of C5 binding Z-ABD molecules to immobilized hC5: Binding of Z-ABD molecules (SEQ ID NO:748-757 fused to ABD094 (SEQ ID NO:759) by a GS linker), to immobilized hC5 was evaluated using a Biacore T200 instrument (GE Healthcare).

[0141] Z-ABD constructs where Z06175a (SEQ ID NO:753) as a monomer or dimer have been fused to ABD094 (SEQ ID NO:759) either in the N-terminus or the C-terminus via different linkers as specified in Figure 4 (constructs 2, 7, 5 and 4) were also pre-incubated with recombinant human albumin (Cell Prime rAlbumin AF-G, 9301, Novozymes), diluted and then injected over immobilized human C5 according to the single-cycle kinetics method as described above. As a comparison, the same constructs were injected in the absence of HSA. Two constructs, Z06175a-GS (Figure 4, construct 1) and Z06175a-GSGGGSGGGGS-ABD094 (Figure 4, construct 3) were only tested in the absence of HSA.

[0142] Steady state binding of C5 binding Z variants to C5 coated ECL plates: The affinity of a number of C5 binding constructs comprising Z variants (SEQ ID NO:745, SEQ ID NO:748-757 optionally fused to ABD094 (SEQ ID NO:759) in constructs as specified in Figure 4) to human C5 was measured by displacement of a ruthenium labeled C5 binding Z-ABD variant (SEQ ID NO:748 fused to SEQ ID NO:759 by a GS-linker).

[0143] The Z-ABD variant (SEQ ID NO:748 fused to SEQ ID NO:759 by a GS-linker) to be used as tracer was labeled at a molar ratio 1:12 to 1:20 (protein: SULFO-TAG NHS-Ester, Meso Scale Discovery, cat. no. R91AN-1). The labeling reaction was performed on ice for two hours. Unbound SULFO-TAG was removed using a Zeba™ spin desalting column (Thermo Scientific, cat no. 89889) and final protein concentration was measured by using Bradford reagent (Bradford, M.M., Anal. Biochem. 72: 248-254, 1976). The affinity (dissociation constant, K_D) of the SULFO-TAG labeled Z-ABD variant was determined by saturation binding analysis of increasing concentrations of the labeled Z-ABD variant to C5 coated electrochemoluminescence wells (ECL, Meso Scale Discovery). The labeled Z-ABD variant was further analyzed by LC/MS in order to determine the distribution of SULFO-TAG molecules on the Z-ABD variant.

[0144] Displacement was carried out by coating ECL, Multi-array 96-well high-bind, non-coated

(Meso Scale Discovery, cat. no. L15XB) plates with 50 fmol/well hC5 over night at 4°C. Subsequently, non-specific sites were blocked with PBS with 1% Casein for two hours at RT. Different Z variants optionally fused with ABD094 (SEQ ID NO:759) (see Figure 4) were incubated at different concentrations along with approximately 100 pM of the SULFO-TAG labeled C5 binding Z-ABD variant in PBS with 1 % Casein. Incubation lasted three hours at RT while agitating the plate at 300 rpm. Finally, incubation was terminated by washing 3 times with 150 µl ice-cold PBS-Tween20. Immediately after the final wash, 150 µl 2x reading buffer (4x reading buffer T, Meso Scale Discovery cat. no. R92TC-3 diluted 1:1 in ultrapure H₂O) was added to each well and the signal was detected using a plate reader (SECTOR Imager 2400, Meso Scale Discovery). The naturally occurring C5 binding protein OmCI (Nunn *et al. supra*, SEQ ID NO:761) was included in the displacement assay as a positive control. Binding affinity of competing C5 binding constructs and controls to C5 was determined by non-linear regression analysis using Excel plugin XLfit5 and GraphPad Prism 4.

[0145] Selectivity of Z-ABD binding to C5 over C3, C4 and IgG: Binding of one Z-ABD variant (SEQ ID NO:748 fused to SEQ ID NO:759 by a GS-linker) to the closely related complement proteins C3 and C4 from human as well as binding to human IgG (since the origin of the Z-domain, Staphylococcal protein A, is an IgG binding protein) was addressed by surface plasmon resonance (SPR) using a Biacore 2000 instrument (GE Healthcare). The Z-ABD construct was immobilized on a CM5 chip (GE-Healthcare) using amine coupling (70 RU). 40 nM and 400 nM of each of human C3 (A401, Quidel), C4 (A402, Quidel) and IgG (12511, Sigma) diluted in HBS-P buffer (GE Healthcare) were injected over the surface. Each injection was followed by a regeneration cycle with 20 mM NaOH injected for 30 s. Human C5 at the same concentrations was run in parallel as a positive control.

Results

[0146] Cloning and protein production: Produced protein variants as schematically described in Figure 4 where "Z" can be represented by SEQ ID NO:745 and SEQ ID NO:748-757 were analyzed by MALDI-TOF MS and on SDS-PAGE. (Figure 5)

[0147] Inhibition of hemolysis: A subset of C5 binding Z variants were assayed for C5 binding activity *in vitro* and inhibition of hemolysis in sheep erythrocytes. The concentration of Z variant resulting in 50 % inhibition of hemolysis (IC₅₀) or 50 % inhibition of tracer binding to human C5 was calculated. Representative concentration-response curves for Z variants shown as SEQ ID NO:745 and SEQ ID NO:748-757 inhibiting hemolysis as described in the methods section are shown in Figures 6A and 6B. The result for different Z variants fused to ABD094 (SEQ ID NO:759) via a short GS-linker are shown in Figure 6A.

[0148] The parental Z variant Z05477a (SEQ ID NO:745) fused to ABD094 (SEQ ID NO:759) separated by a short GS linker exhibited an IC₅₀ value of about 100 nM, whereas the tested second-generation C5 binding Z-ABD variants typically inhibited hemolysis with IC₅₀ values

around or below 1 nM. This suggests a more than 100-fold increase in potency for the C5 binding Z variants identified in the maturation selection and subsequent screening.

[0149] In Figure 6B, C5 binding is shown for various combinations of one representative Z variant (Z06175a; SEQ ID NO:753) alone, as a dimer and in fusion with ABD094 (SEQ ID NO:759) either in the N-terminus or the C-terminus via different linkers as specified in the figure. The C5 binding combinations exhibited IC₅₀ values ranging from 86 pM to 12 nM with human serum as measured using the above described assay. The corresponding value for the tic protein OmCI was typically 300 to 500 pM.

[0150] *In vitro* kinetics: Kinetic studies of binding characteristics for a number of Z variants (SEQ ID NO:748-757) optionally fused to ABD094 (SEQ ID NO:759), to immobilized hC5, as well as to C5 in the presence of human albumin, were performed using the Biacore T200 instrument.

[0151] Data for ten different Z variants fused to ABD094 via a GS linker are presented in Table 6.

Table 6. Human C5-binding characteristics for different Z-ABD fusions

Construct	SEQ ID NO: # of Z variant	k _a (1/Ms)	k _d (1/s)	K _D (M)
Z-GS-ABD094	SEQ ID NO:748	6.93 x 10 ⁵	9.04 x 10 ⁻⁴	1.31 x 10 ⁻⁹
	SEQ ID NO:749	6.75 x 10 ⁵	1.23 x 10 ⁻³	1.83 x 10 ⁻⁹
	SEQ ID NO:750	7.65 x 10 ⁵	1.34 x 10 ⁻³	1.75 x 10 ⁻⁹
	SEQ ID NO:751	6.90 x 10 ⁵	1.29 x 10 ⁻³	1.87 x 10 ⁻⁹
	SEQ ID NO:752	7.02 x 10 ⁵	1.81 x 10 ⁻³	2.58 x 10 ⁻⁹
	SEQ ID NO:753	7.90 x 10 ⁵	1.01 x 10 ⁻³	1.18 x 10 ⁻⁹
	SEQ ID NO:754	5.00x 10 ⁵	1.14 x 10 ⁻³	2.28 x 10 ⁻⁹
	SEQ ID NO:755	6.84 x 10 ⁵	2.08 x 10 ⁻³	3.05 x 10 ⁻⁹
	SEQ ID NO:756	3.17 x 10 ⁵	6.37 x 10 ⁻³	2.01 x 10 ⁻⁹
	SEQ ID NO:757	4.63 x 10 ⁵	1.08 x 10 ⁻³	2.34 x 10 ⁻⁹

[0152] Binding of the same Z variant (SEQ ID NO:753) but in different constructs; i.e. with/without ABD and different linkers, were also analyzed using Biacore T200. In addition, the effect of albumin on some Z-ABD fusions was also assessed by running the same analysis in the absence and in the presence of human albumin. These data are presented below in Table 7.

Table 7. Human C5-binding characteristics for a Z-ABD fusion variant Z06175a (SEQ ID NO:753, abbreviated Z) comprised in different constructs.

Construct	Human albumin	k_a (1/Ms)	k_d (1/s)	K_D (M)
Z-GS-ABD094	-	7.37×10^5	1.06×10^{-3}	1.43×10^{-9}
Z-GS-ABD094	+	6.74×10^5	9.62×10^{-4}	1.43×10^{-9}
Z-Z-GS-ABD094	-	5.93×10^5	3.74×10^{-4}	6.30×10^{-10}
Z-Z-GS-ABD094	+	6.02×10^5	4.67×10^{-4}	7.76×10^{-10}
Z-GS-ABD094-GSGGGGSGGGGS-Z	-	8.69×10^5	5.75×10^{-4}	6.62×10^{-10}
Z-GS-ABD094-GSGGGGSGGGGS-Z	+	6.55×10^5	3.83×10^{-4}	5.86×10^{-10}
Z-Z-GSGGGGSGGGGS-ABD094	-	4.59×10^5	6.32×10^{-4}	1.38×10^{-9}
Z-Z-GSGGGGSGGGGS-ABD094	+	8.32×10^5	9.39×10^{-4}	1.13×10^{-9}
Z-GS	-	2.42×10^6	1.40×10^{-3}	5.79×10^{-10}
Z-GSGGGGSGGGGS-ABD094	-	3.64×10^5	1.37×10^{-3}	3.75×10^{-9}

[0153] Surprisingly small effects could be seen when comparing the affinities of the constructs for hC5 (SEQ ID NO:760) in the presence and absence of albumin. This suggests that simultaneous binding of albumin to the ABD moiety of the constructs does not interfere with C5 interaction.

[0154] Steady state binding of C5 binding Z variants to C5 coated ECL plates: Steady state binding of C5 binding constructs composed of different Z variants (SEQ ID NO:745 and 748-757), optionally fused to ABD094 (SEQ ID NO:759) in constructs as specified in Figure 4, to hC5 was assessed in a competition assay. By competing for binding to C5 coated on ECL plates with a SULFO-TAG labeled C5 binding Z variants (SEQ ID NO:748) fused to ABD (SEQ ID NO:759), steady state binding of the C5 constructs was evaluated. As a comparison the tic protein OmCI (SEQ ID NO:761) was also included. The labeled Z-ABD variant containing SEQ ID NO:748 had an affinity (K_d) of 0.9 nM for hC5. This labeled Z-ABD variant was further found to bind to an antibody specific for the constant region of Z variants in a concentration-dependent manner with a K_d of 0.34 nM.

[0155] The C5 binding Z-variants (SEQ ID NO:748-757) fused in the carboxy terminus to ABD094 (SEQ ID NO:759) by a GS linker were found to displace 200 pM SULFO-TAG labeled Z-ABD variant with IC_{50} values ranging from about 300 pM to 1 nM (Figure 7A), whereas the corresponding construct containing the parental Z variant Z05477a (SEQ ID NO:745) exhibited an affinity IC_{50} value of about 30 nM. In contrast, the naturally occurring C5 binding protein

OmCI was found to bind hC5 with an IC_{50} of 1.5 nM (Figure 7A). Thus, all the tested second-generation Z variants (SEQ ID NO:748-757) exhibited a higher binding affinity for human C5 than the parental Z variant Z05477a (SEQ ID NO:745). In addition, the affinities were higher than that of OmCI binding to human C5 using the same method.

[0156] A number of different constructs containing the same C5 binding domain as a monomer, dimer, with or without ABD as well as a few different linkers between the different domains were also tested (Figure 7B). Monomeric variants of Z06175a (SEQ ID NO:753, optionally fused to a His₆-tag or a C-terminal ABD) and the dimeric variants with a C-terminal ABD linker were found to displace 200 pM SULFO-TAG labeled Z-ABD variant with IC_{50} values ranging from about 500 pM to 1.7 nM whereas the dimeric variant without an ABD and the monomeric variant with a N-terminal ABD displaced 200 pM SULFO-TAG labeled Z-ABD with IC_{50} values of 4 nM and 17 nM, respectively.

[0157] Selectivity: Selectivity was addressed using SPR analysis and the surface with the immobilized Z-ABD variant (SEQ ID NO:748 fused to SEQ ID NO:759 by a GS-linker) displayed no significant SPR signal when subjected to 40 and 400 nM of the C5 paralogs human C3 and C4 as well as human IgG. As a comparison, 400 nM human C5 elicited an SPR response of about 450 RU showing that the tested Z-ABD variant indeed is selective for C5 over C3, C4 and IgG.

Example 7: Interaction studies of Z-ABD variants with HSA, BSA and serum album from rat and mouse.

Materials and methods

[0158] Two different methods, size exclusion chromatography and Biacore, were used to study the interaction between the albumin binding domain ABD094 fused to a C5 binding Z variants. Size exclusion chromatography (SEC) was employed to study the interaction between Z06175a-GS-ABD094 (SEQ ID NO:753 fused to SEQ ID NO:759 by a GS linker) and HSA. Briefly, equimolar amounts of Z06175a-GS-ABD094 and recombinant HSA (Novozymes) were preincubated in PBS at room temperature for 60 minutes and subsequently run on a Superdex200 column (GE Healthcare) using the SMART system (GE Healthcare). Z06175a-GS-ABD094 and HSA were also run separately as controls.

[0159] Binding to immobilized albumin was studied using a Biacore 2000 instrument (GE Healthcare). Recombinant human albumin (Recombunin®, Novozymes) was coupled to a CM5 sensor chip (385 RU) using amine coupling chemistry as described by the manufacturer. The coupling was performed by injecting human albumin in 10 mM Na-acetate buffer pH 4.5 (GE Healthcare). The reference cell was treated with the same reagents but without injecting human albumin. Injection of HBS-EP was also included as control so that the sensorgrams

were double blanked. Experiments were performed in HBS-EP buffer, 10 mM glycine-HCl pH 2 (GE Healthcare) was used for regeneration, the flow rate was 30 μ l/min and data were collected at 25°C. Two different constructs were tested, Z-ABD (Z06175a-GS-ABD094) and Z-ABD-Z (Z06175a-GS-ABD094-GSGGGGSGGGGS-Z06175a) at three different concentrations; 25 nM, 100 nM and 400 nM. BIAevaluation version 4.1.1 was used for evaluation of sensorgram data. In a similar fashion, binding of Z-ABD (Z06175a-GS-ABD094) to surfaces immobilized with serum albumin from rat (A4538, Sigma), mouse (A3559, Sigma), and cow (BSA, Sigma) was also investigated.

Results

[0160] On a SEC column, larger molecules elute faster than small. As seen in Figure 8A, the coinjected HSA+ Z06175a-GS-ABD094 elute faster than when HSA is injected alone suggesting that the two molecules behave as a stable complex under these conditions. The smaller Z06175a-GS-ABD094 elute slower than either the complex or HSA alone showing that these proteins alone are smaller than the complex.

[0161] Biacore 2000 data for the analyzed Z-ABD and Z-ABD-Z variants show that the Z-ABD has a faster on-rate than when ABD is flanked by Z-domains on either side (Figure 8B). Analysis of the binding affinity of ABD fused Z domains points at an affinity below 1 nM for Z-ABD whereas the Z-ABD-Z variant bind to immobilized HSA with a K_D above 1 nM.

[0162] Z06175a-GS-ABD094 bound to rat serum albumin with very high affinity ($K_D < 100$ pM) whereas the interaction with immobilized mouse serum albumin was weaker (K_D of about 4 nM) than both with human and rat serum albumin. Interaction with bovine serum albumin was not measurable.

[0163] These data agree well with published data on an earlier variant of ABD (Jonsson et al. Protein Engineering, Design & Selection 2008, 21: 515-527) and show that the tested Z-ABD variant is strongly bound to serum albumin in human at clinically relevant concentrations as well as in mouse and rat allowing comparisons of pharmacokinetic data between animals and humans.

Example 8: Pharmacokinetic studies of C5 binding Z variant in rats

Materials and methods

[0164] Rodent in-life phase: The pharmacokinetics of two C5 binding constructs Z-ABD (Z06175a-GS-ABD094; SEQ ID NO:753 fused to SEQ ID NO:759 by a GS linker, Figure 4, construct 2) and Z-ABD-Z (Z06175a-GS-ABD094-GSGGGGSGGGGS-Z06175a; (SEQ ID

NO:753 fused to SEQ ID NO:759 by a GS linker, followed by a GS(G₄S)₂ linker and a second SEQ ID NO:753 motif, Figure 4, construct 5) was studied in Male Sprague Dawley (SD) rats (250-300 g body weight). Each rat was given a single dose administration, i.v. (250 nmol/kg) or s.c. (500 nmol/kg), of Z-ABD or A-ABD-Z (n=3 per dose group). Blood samples (200 µL) were drawn at 5, 20, and 45 min, as well as 1.5, 4, 7, 24, 48, 72, 120, 168, 240, and 336 h following administration for the i.v. group and at 15 and 30 min, 1, 2, 4, 7, 24, 48, 72, 120, 168, 240, and 336 h following administration for the s.c. group. Blood was collected in tubes and placed in the fridge for 20 min to allow clotting. Serum was subsequently harvested following centrifugation at 4000 rpm for 10 minutes. Serum samples were kept at -70°C pending analysis.

[0165] Determination of C5 binding Z variant concentrations in serum samples from animals using LC/LC/MS/MS: Serum concentrations of the administered C5 binding constructs Z-ABD and Z-ABD-Z, as described above, were determined by mass spectrometry (LC/LC/MS/MS).

[0166] Serum or plasma samples (25 µl) were diluted with 150 µl of a pepsin agarose (7 mg/ml, Sigma, cat. no. P0609) suspended in 1 M ammonium formate buffer pH 3.0 in a 500 µl Eppendorf tube. The tubes were capped and agitated in an Eppendorf thermomixer compact at 37°C for 20 min. Following agitation, 25 µl of an internal standard solution I(¹³C₆,¹⁵N)NKLDDDPSSQSEL (amino acids 31-44 of the SEQ ID NO:746-757) (Thermo Fisher Scientific GmbH), diluted to 0.5 µM in 0.1 % trifluoroacetic acid (TFA), was added. Following addition of internal standard, the samples were mixed and filtered through 0.45 µm cellulose spin filters (Grace).

[0167] Standard samples for calibration were prepared by weighing 20 µl of protein stock solution with known protein concentration (5-10 mg/ml) followed by dilution with blank plasma from the species to be analyzed. The first stock plasma standard (3 µM) was diluted further down to 0.1 µM.

[0168] 40 µl of the samples were injected into a coupled column system followed by tandem mass spectrometry with multiple reaction monitoring (MRM). The first column was an Ascentis RP-Amide column packed with 5 µm particles (2.1 x 150 mm, Supelco). An enrichment column; a Brownlee newgard column (3.2 x 15 mm) packed with 7 µm C18 particles, was used to trap the analyte peptide fraction from the first column. The effluent from the first column was diluted with 1 ml/min water pumped by Shimadzu pump into a whirl mixer (Lee Scientific). The last column was a mixed mode reversed phase and cation exchange column (2.1 x 100 mm) packed with 5 µm particles Primesep 100 (SIELC Inc).

[0169] The mobile phases for the first column (RP-Amide) provided on a first liquid chromatograph (Acquity UPLC) were A: 2 % acetonitrile, 0.1 % acetic acid, 0.1 % TFA, and 97.8 % water, and B: acetonitrile with 0.1 % acetic acid and 0.02 % TFA. The flow was 0.5 ml/min and a linear gradient was used for elution. The sample was eluted at isocratic conditions with 100 % A for 1 min, followed by 80 % A at 7.9 min. At 8.1 min, the column was washed with 100 % B for one minute, followed by reconditioning with 100 % A. The effluent from the column was connected to a Valco six port valve controlled from the mass

spectrometer software.

[0170] The trap column (3.2 x 15 mm) was connected to the six port valve in back flush mode. The mobile phases for the second column, provided on a second liquid chromatograph (Agilent 1100), were A: 80 % acetonitrile, 19.9 % water, and 0.1 % formic acid, and B: 80 % acetonitrile, 19 % water, 0.5 % acetic acid and 0.5 % TFA pumped by an Agilent 1100 liquid chromatograph at 0.5 ml/min and eluted with the following gradient: 100% A during the first 5 minutes followed by B gradually being raised from 0 to 40 % from 5 to 10 minutes followed by a raise to 100 % B during the next 6 seconds (10 to 10.1 minutes). B was kept at 100 % until 11.5 minutes followed by a drop to 0 % (100 % A) during the next 6 seconds (11.5 to 11.6 minute) and kept at 0 % B throughout the cycle until stopped at 13 minutes.

[0171] The effluent from the last column was connected to a triple quadrupole mass spectrometer (Sciex API 4000) equipped with an electrospray ion source operated in positive ion mode. The MRM transitions were 780.9>814.4 for the analyte and 784.5>821.4 for the internal standard. The declustering potential was optimized at 55 V and the collision energy to 35 V. The effective collision energy was 70 eV since the precursor ion was doubly charged giving a singly charged fragment ion. The peak area ratios between the analyte and internal standard were used for quantification. Linear calibration curves were obtained with a recovery of 85 % and a limit of quantification of about 40 nM.

[0172] Ex vivo hemolysis: An *ex vivo* hemolytic assay for complement activation was performed in order to optimally assemble *in vivo* conditions for the serum samples from the above described *in vivo* studies. The serum samples were 5x diluted in a total reaction volume of 25 µl/well comprising 5 million antibody sensitized sheep erythrocytes (EA). In general, a portion of 20 µl EA suspension containing all other components (see Example 6) was mixed (agitation 10 minutes) with 5 µl serum sample to initiate the hemolytic activation at 37°C. For mouse serum samples, such as in example 11, however, 1 µl C5D had to be included in the 20 µl EA suspension. The *ex vivo* assay was performed essentially as described for the *in vitro* assay of Example 6. Calculations: Evaluation of the pharmacokinetic parameters was based on individual serum concentration data, the mean (\pm stdev) is reported for each dose group. Levels below lower limit of quantitation (LLOQ) appearing at terminal sampling points were omitted from the pharmacokinetic analysis. Maximum serum concentration, C_{max} , and time to observed maximum serum concentration, t_{max} , were obtained directly from the serum concentration data. The pharmacokinetic parameters; area under curve (AUC, $AUC_{0-\infty}$ and AUC_{0-last} calculated by the linear trapezoidal method), subcutaneous bioavailability (F, calculated as $(AUC_{sc}/AUC_{iv}) \cdot (Dose_{iv}/Dose_{sc})$), terminal serum half-life ($T_{1/2,z}$, calculated as $\ln 2/\lambda_z$ where estimation of terminal slope, λ_z , was based on at least 4 $C=f(t)$ observations), mean residence time (MRT, calculated as $AUMC/AUC$), serum clearance (CL, calculated as $Dose/AUC_{0-\infty}$), volume of distribution at steady state (V_{ss} , calculated as $CL \cdot MRT$) and volume of distribution at the terminal phase (V_z , calculated as CL/λ_z) were calculated using WinNonlin software version 5.2.1 (Pharsight Corp., USA), Non-Compartmental-Analysis.

Results

[0173] The pharmacokinetic data for Z-ABD and Z-ABD-Z following i.v. (250 nmol/kg) and s.c. (500 nmol/kg) administration are summarized in Table 8. Z-ABD was quantifiable in serum up to 10-14 days post dose in the i.v. group and 14 days in the s.c. group whereas Z-ABD-Z was quantifiable in serum up to 10 days post dose in both dose groups (Figure 9). 14 days was the final sampling time point.

[0174] Correlating the serum concentration of C5 binding polypeptide with the amount of hemolysis in sheep erythrocytes, it was found that full inhibition of hemolysis under the conditions described (e.g. serum dilution 1:5) was obtained by Z-ABD at serum concentrations above 1 μ M (Figure 12) whereas Z-ABD-Z reached full inhibition at serum concentrations around 0.5 μ M (Figure 13). Surprisingly, as seen in Figure 9 and Table 8, Z-ABD has a lower serum clearance, a longer terminal serum half-life and a higher bioavailability than Z-ABD-Z. In terms of time this lead to full inhibition of hemolysis for about three days after administration of 250 nmol/kg Z-ABD (Figure 10) i.v. or 500 nmol/kg s.c (Figure 11) to S.D.rats.

Table 8. Mean (\pm stdev) pharmacokinetics of Z-ABD and Z-ABD-Z following i.v. and s.c. administration in male Sprague Dawley rats.

		Z-ABD		Z-ABD-Z	
Administration route		i.v.	s.c.	i.v.	s.c.
Dose	nmol/kg	250	500	250	500
C _{max}	μ M		2.8 (0.2)		0.90 (0.10)
T _{max}	h		18 (9.8)		17 (12)
AUC _{0-∞}	μ M*h	233 (34)	252 (11)	79 (7.5)	64 (1.2)
AUC _{0-last}	μ M*h	226 (37)	247 (11)	79 (6.9)	63 (1.0)
F	%		55 (3.1)		41 (2.6)
T _{1/2,Z}	h	58 (4.6)	57 (4.2)	36 (0.6)	46 (1.2)
MRT	h	69 (2.6)	80 (4.6)	27 (1.5)	63 (2.6)
CL	mL/h*kg	1.1 (0.2)		3.2 (0.2)	
V _{ss}	mL/kg	73 (12)		83 (10)	
V _Z	mL/kg	90 (18)		159 (12)	

Example 9: Pharmacokinetic studies of C5 binding Z variants in monkey

Materials and methods

[0175] The study in life phase was performed at Charles River, Nevada (www.criver.com), formulation of administered drug and analysis of serum samples were performed *in house*. The pharmacokinetics of a Z-ABD variant (Z06175a (SEQ ID NO:753) fused to ABD094 (SEQ ID NO:759) by a GS linker) was investigated in the male Cynomolgus monkey (n=3) following i.v. (intravenous) and s.c. (subcutaneous) administration. Evaluation of the pharmacokinetic parameters was performed according to Example 8, however following i.v. administration the initial serum half-life ($T_{1/2\alpha}$) corresponding to the initial slope of the log-linear serum concentration-time curve, intermediate serum half-life ($T_{1/2\beta}$) corresponding to the slope of the log-linear serum concentration-time curve associated with the secondary (intermediate) phase and terminal serum half-life ($T_{1/2\gamma}$) corresponding to the terminal slope of the log-linear serum concentration-time curve was determined. $T_{1/2}$ was calculated as $\ln 2/\lambda$ where estimation of the slope, λ , was based on at least 4 $C=f(t)$ observations. The pharmacokinetic data presented for sc administration are compensated for pre-dose levels of Z-ABD while the graph displaying serum concentration versus time after sc administration show the actual serum concentrations determined. The monkeys were 2-4 years old with a body weight of 2.3-3 kg. Each monkey received a single i.v. dose (540 nmol/kg) followed by a single s.c. dose (1635 nmol/kg) three weeks after the i.v. administration. Blood samples were taken at 10 and 30 minutes and 1, 2, 4, 8, 24, 48, 72, 120, 168, 240, 336 and 504 hours post dose following both administrations. The blood samples were allowed to clot for 20-40 minutes in room temperature and then centrifuged at 1500 to 2200 RCF at 2-8°C for 10-15 minutes before the serum was harvested and frozen. The serum samples were stored at a temperature below -20°C until analysis.

[0176] Serum concentrations of Z-ABD were analyzed by LC/LC/MS/MS as described in Example 8. Serum concentrations determined by LC/LC/MS/MS were also confirmed by a quantitative sandwich enzyme immunoassay technique. A polyclonal antibody specific for the Z compartment of Z-ABD was coated on to a microplate. Unbound polyclonal antibody was washed away and casein was added as blocking agent to reduce unspecific binding to the plastic surface. Samples and standards were diluted in PBS containing 0.5% casein and between 1-5% monkey normal serum. After washing away unbound casein, standards and samples were pipetted to the wells allowing any Z-ABD, presumed mainly to be associated with serum albumin, present in the sample to bind to the immobilized antibody. After washing away any unbound Z-ABD, an HRP labeled polyclonal antibody specific for albumin was added to detect the immobilized Z-ABD-albumin complex by colorimetric methods. Unbound polyclonal antibody was washed away and a substrate solution was added to the wells and color develops in proportion to the amount of Z-ABD bound. Evaluation and calculation of pharmacokinetic parameters were performed as described in Example 8.

[0177] *Ex vivo* hemolysis in serum from cynomolgus monkeys dosed with above described Z-ABD variant was monitored using the method described in Examples 6 and 8 with the modification that the monkey serum was diluted only two-fold compared to five-fold for rodent serum.

Results

[0178] Data on the mean (\pm stdev) pharmacokinetics of each dose group are presented. Serum concentrations of Z-ABD were quantifiable at all time points following both i.v. and s.c. administration by LC/LC/MS/MS (Figure 14). ELISA data and LC/LC/MS/MS data correlated linearly by a coefficient of 0.986 but LC/LC/MS/MS data were used for the calculations. Following i.v. administration of Z-ABD the initial serum half-life was 9.1 (0.8) hours, intermediate serum half-life was 84 (4) hours and the terminal serum half-life was 198 (51) hours. The mean residence time was 246 (62) hours. The volume of distribution, V_{ss} and V_z was calculated to 110 (23) ml/kg and 127 (27) ml/kg respectively and clearance was estimated to 0.45 (0.02) mL/h*kg.

[0179] Following s.c. administration, , and corrected for pre-dose serum levels remaining from the i.v. administration, maximum serum concentrations (mean C_{max} 21(3) μ M) were reached at 8-24 h after dose. The terminal serum half-life was 206 (40) hours and the mean residence time was 250 (68) hours. The subcutaneous bioavailability was estimated to be above 70%.

[0180] The pharmacodynamic effect of the injected Z-ABD variant (Z06175a (SEQ ID NO:753) fused to ABD094 (SEQ ID NO:759) by a GS linker) was monitored by hemolysis. The hemolytic effect in cynomolgus monkey was completely suppressed (\leq 20 % of pre-dose) for at least seven days after administration of 5 mg/kg Z-ABD i.v. and 15 mg/kg Z-ABD s.c.

Example 10: In vivo studies using Zymosan induced peritonitis

Materials and methods

[0181] Administration to mice: C57BL/6 female mice received different concentrations of a Z-ABD fusion molecule (Z06175a-GS-ABD094, SEQ ID NO:753 fused to SEQ ID NO:759 by a GS linker) or the positive control OmCl intraperitoneally (i.p.) 1 hour before induction with zymosan, or subcutaneously (s.c.) 18 hours before induction with zymosan.

[0182] 0.8 mg/mouse zymosan was administered i.p. 1 hour later orbital blood samples (in serum vials with coagulation activator) were taken under isoflurane anaesthesia. The animals were killed by cervical dislocation. A skin incision was made, and the abdominal muscular wall was visualized. PBS solution (including 2 mM EDTA) was gently injected into the abdominal cavity. The abdomen was massaged and a sample of fluid (1-2 ml) was withdrawn. The samples were transferred to test tubes and stored on wet ice before centrifugation at 600 g for 10 min. Total protein and C5a concentrations in the supernatant were analyzed.

[0183] Blood samples were kept in a refrigerator for at least 30 min and centrifugation was

thereafter performed at 2000 g. Serum samples were stored in freezer (-70°C) for later analysis of hemolytic activity and levels of Z06175a-GS-ABD094.

[0184] Analysis of hemolysis activity in serum samples from animals: Analysis of hemolysis activity was performed according to the hemolysis assay described in Examples 6 and 7.

[0185] Analysis of C5a concentration in lavage from mice dosed with zymosan and C5 binding Z-ABD fusion molecules: For detection of C5a in mouse peritoneal lavage samples, microtiter plates (MaxiSorp, Nunc) were coated overnight at 4°C with 100 µl/well of anti-C5a antibody (cat. no. MAB21501, R&D Systems) at a concentration of 1µg/ml in 0.05 M sodium carbonate-bicarbonate buffer, pH 9.6 (cat. no. C-3041, Sigma). The plates were washed three times with PBS containing 0.05 % Tween 20 (PBST, cat. no. 09-9410-100, Medicago) and blocked with 200 µl/well of 1% BSA (cat. no. A7030, Sigma) in PBST for 1-1.5 h at RT during agitation at 450 rpm. The plate was again washed three times with PBST and then incubated with 100 µl/well of recombinant mouse C5a standard (cat. no. 2150-C5, R&D Systems) at various concentrations in PBST with 0.1% BSA or samples for 2 h at RT during agitation at 450 rpm. High concentration samples were also diluted in PBST with 0.1% BSA. The plate was once again washed three times with PBST and then incubated with 100 µl/well of biotinylated antiC5a antibody (cat. no. BAF2150, R&D Systems) at a concentration of 0.1 µg/ml for 1.5 h at RT while shaking the plate at 450 rpm. Following 3x washing with PBST, the plate was incubated with 100 µl/well of streptavidin-HRP (cat. no. DY998, R&D Systems) at a 200 fold dilution in blocking buffer for 20 min at RT during agitation at 450 rpm. After three final washes, the plate was developed with 100 µl/well TMB substrate (cat. no. T0440, Sigma) and read after 20-30 min at 650 nm using a Spectramax Plus plate reader (Molecular Devices).

[0186] A standard curve was constructed by plotting the absorbance at 650 nm for each standard against its concentration (range 0-4000 pg/ml).

[0187] Determination of Z variant concentration in serum samples from animals using ECL: Serum concentrations of administrated C5 binding Z06175a-GS-ABD094 (SEQ ID NO:753 fused to SEQ ID NO:759 by a GS linker) and Z06175a-GS-ABD094-GSGGGGSGGGS-Z06175a (SEQ ID NO:753 fused to SEQ ID NO:759 by a GS linker, followed by a GS(G₄S)₂ linker and a second SEQ ID NO:753 motif, see Figure 4 for construct description) were determined by ECL. Multi-array 96-well high-bind, non-coated (Meso Scale Discovery cat. no. L15XB) plates were coated with a goat anti-Affibody molecule Ig (Affibody AB, cat. no. 20.1000.01.0005).

[0188] In similarity with Example 6, a Z-ABD variant (Z06009a, SEQ ID NO:748 fused to ABD094, SEQ ID NO:759 Multi-array plates were coated with the goat anti-Affibody molecule IgG (Affibody AB) overnight at 4°C, and subsequently non-specific sites were blocked with PBS with 1 % Casein for two hours at RT.

[0189] Meanwhile, serum samples were thawed from -70°C and diluted in PBS with casein in serum from the same animal strain. Standards and controls were diluted in the corresponding

buffer. Samples and standards were incubated for three hours at RT while shaking the plate at 300 rpm. Incubation was terminated by washing 3x 150 μ L ice-cold PBS-Tween20. Immediately after the final wash, 150 μ L 2x reading buffer (4x reading buffer T, Meso Scale Discovery cat. no. R92TC-3 diluted 1:1 in ultrapure H₂O) was added to each well and the signal was detected using a plate reader (SECTOR Imager 2400, Meso Scale Discovery).

[0190] In an alternative experiment, plates were coated with human C5 (SEQ ID NO:760, 1 pmol/well). Prior to addition to the coated plate, serum samples and standards, diluted in serum or in serum and PBS with casein (all samples and standards were matched to the same serum concentration), were heated to 60°C for 30 min in order to denature endogenous C5. This alternative experiment provided a method for exclusive detection of C5 binding proteins, whereas the antibody dependent strategy described above can be applied to all proteins binding to that particular antibody.

Results

[0191] Analysis of serum concentrations of Z-ABD and hemolysis activity in serum samples from animals: The serum concentrations as well as the ability to affect hemolysis in sheep erythrocytes of the Z-ABD fusion molecule (Z06175a-GS-ABD094, SEQ ID NO:753 fused to SEQ ID NO:759 by a GS linker) was assessed after administration of a low (20 nmol/kg), medium (100 nmol/kg) and high dose (500 nmol/kg). The serum concentrations were relatively linear with dose, and inhibition of hemolysis confirmed that the molecules in serum were active and that the inhibition of hemolysis indeed also was concentration dependent.

[0192] Analysis of C5a concentration in lavage from mice dosed with zymosan and C5 binding Z-ABD fusion molecules: The pro-inflammatory molecule zymosan was administered i.p. and in Figure 15 the effect on the highly inflammatory C5 cleavage product C5a in lavage as a function of zymosan dosing alone and zymosan dosed after a dosing of a C5 binding Z variant at 20, 100 and 500 nmol/kg administered s.c. 18 h before zymosan treatment or OmCI administered i.p. 1 h before zymosan treatment, is shown. Zymosan administration alone leads to a potent elevation of C5a in the lavage. This effect is blocked in a dose dependent manner by the presented C5 binding Z-ABD fusion molecule.

Example 11: Pharmacokinetic studies of C5 binding protein in mice following intratracheal administration

Materials and methods

[0193] The pharmacokinetic profile of the C5 binding construct Z06175a-GS-ABD094 (SEQ ID NO: 753 fused to SEQ ID NO:759 by a GS linker) following intratracheal administration to

female C57bl mice was studied. Temperature, relative humidity and lighting was set to maintain $22 \pm 1^\circ\text{C}$, $55 \pm 5\%$ and a 12 h light - 12 h dark cycle and diet and water was provided *ad libitum*. Animals were anesthetized with isoflurane and dosed directly into the lungs using a microspray with 500 nmol/kg Z06175a-GS-ABD094. As much blood as possible was drawn, under anesthesia by isoflurane, from vena cava at 5 min, 30 min, 1 h, 3 h, 7 h, 16 h, 24 h, 48 h and 72 h (three animals/time point) for preparation of serum samples. Serum samples were prepared by collecting blood in tubes and placing the tubes in the fridge for 20 min. Subsequently, the tubes were centrifuged at 4000 rpm for 10 minutes. A minimum of 100 μl serum was prepared from each blood sample. Serum samples were kept at -70°C prior to analysis. Serum concentrations of Z06175a-GS-ABD094 in each sample was determined by ECL as described in Example 10 and the ability of serum samples to affect hemolysis in sheep erythrocytes was determined as described in Examples 6 and 8.

Results

[0194] The serum concentration in each sample and the corresponding ability to affect hemolysis in sheep erythrocytes are described in Figure 16A and Figure 16B, respectively. Within 30 minutes, a plateau is reached with serum concentrations ranging from 300 to 1000 nM where hemolysis is nearly completely blocked. In serum sampled at time points later than 7 h post-administration, hemolysis is gradually reoccurring. At the final time point three days after dosing, hemolysis was about 70 % of control (Figure 16B). These data clearly demonstrate absorption of Z06175a-GS-ABD094 into the systemic circulation following intratracheal administration and that the molecule functionally inhibits hemolysis.

Example 12: Pharmacokinetic studies of C5 binding Z variant in rabbit eye following topical and intravitreal administration

Materials and methods

[0195] Rabbit in-life phase: The pharmacokinetics of a Z variant (Z06175a, SEQ ID NO:753 followed by GS (Figure 4, construct 1)) was studied in rabbit eye following intra-vitreous administration.

[0196] The study in-life phase and dissection of eyes from dosed animals (pigmented rabbits, 2 - 2.5 kg) was performed at Iris Pharma, La Gaude, France (www.iris-pharma.com). Animals were housed individually at $20 \pm 2^\circ\text{C}$ at $55 \pm 10\%$ relative humidity with access to food and water *ad lib*.

[0197] Animals were divided in three groups: 1) intravitreal administration (50 μl in each eye, n=3, six eyes totally) followed by dissection and serum sampling after one day, 2) intravitreal

administration (50 µl in each eye, n=3) followed by dissection and serum sampling after four days and 3) untreated animals (n=5).

[0198] Four distinct eye compartments were dissected (aqueous humor, vitreous, neuro-retina and RPE-choroid) and immediately frozen at -80 °C. Formulation of administered drug (20.2 mg/ml in 10 mM phosphate buffer, 145 mM NaCl, pH 7.4) and analysis of drug in various eye compartments were performed *in house*.

[0199] Analysis of Z-variant in dissected eye compartments: Dissected eye compartments were shipped on dry ice and stored at - 80 °C until analysis. The retina and choroid samples were thawed in 10 times (volume/weight) PBS containing 1 % human serum albumin in Lysing Matrix D tubes (MP Biomedical) containing ceramic beads and agitated at speed 4 for 2 x 20 s in a Savant Bio 101 homogenizer. The homogenate was removed from the beads using a pipette and transferred to a 1.5 ml Eppendorf tube and centrifuged at 900 rpm for ten minutes. The aqueous humor and vitreous samples were treated the same way as retina and choroid with the exception that no homogenization was needed. The vitreous samples from groups one and two were diluted 10 times further in the same buffer as above. Five standards were prepared in PBS with HSA (35.8 µM, 3.58 µM, 358 nM, 35.8 nM and 17.9 nM). Subsequently, standards and samples were subjected to pepsin digestion and analysis of the concentration of Z variant in tissue extracts was determined using the LC/LC/MS/MS method described in Example 8.

Results

[0200] The concentrations of Z variant after intravitreal administration were high in all compartments after one day (6 - 200 µM) and, surprisingly, remained high 4 days post-administration (1.5 - 78 µM). In particular, the concentration of the Z molecule in the vitreous ranged from 118 to 201 µM (average 161 µM, n = 6 eyes) one day after injection and remained at 26 to 78 µM (average 46 µM, n = 6) four days post-injection, pointing at a $T_{1/2}$ of several days. There appears to be an inverse relationship between size and elimination of drugs after intravitreal injection in rabbit eye described by the following examples; Moxifloxacin (MW < 0.35 kDa, $T_{1/2}$ = 1.72 h, Mohan et al. Trans Am Ophthalmol Soc 2005, 103:76-83), ESBA105 (MW = 26 kDa, $T_{1/2}$ = 25 h, Ottiger et al. Investigative Ophthalmology & Visual Science 2009, 50: 779-786) and Ranibizumab (MW = 48 kDa, $T_{1/2}$ = 2.88 days, Bakri et al. American Academy of Ophthalmology 2007, 114:2179-2182). The Z variant tested here had a molecular weight of 7.0 kDa, suggesting that the elimination of the Z molecule was slower than what would be expected for such a small molecule in vitreous.

SEQUENCE LISTING

[0201]

<110> Swedish Orphan Biovitrum AB

<120> Polypeptides

<130> P41200767PCT00

<160> 762

<170> PatentIn version 3.5

<210> 1

<211> 29

<212> PRT

<213> artificial sequence

<220>

<223> Modified bacterial sequence

<400> 1

Glu	Val	Leu	Glu	Ala	Trp	Asp	Glu	Ile	Asp	Arg	Leu	Pro	Asn	Leu	Thr
1				5					10					15	

Ile	Glu	Gln	Trp	Leu	Ala	Phe	Ile	Asn	Lys	Leu	Asp	Asp
			20					25				

<210> 2

<211> 29

<212> PRT

<213> artificial sequence

<220>

<223> Modified bacterial sequence

<400> 2

Glu	Val	Leu	Glu	Ala	Trp	Asn	Glu	Ile	Asp	Arg	Leu	Pro	Asn	Leu	Thr
1				5					10					15	

Ile	Glu	Gln	Trp	Leu	Ala	Phe	Ile	Asn	Lys	Leu	Asp	Asp
			20					25				

<210> 3

<211> 29

<212> PRT

<213> artificial sequence

<220>

<223> Modified bacterial sequence

<400> 3

Glu	Val	Ile	Glu	Ala	Trp	Asn	Glu	Ile	Asp	Arg	Leu	Pro	Asn	Leu	Thr
1				5					10					15	

Ile Glu Gln Trp Leu Ala Phe Ile Asn Lys Leu Asp Asp

20

25

<210> 4

<211> 29

<212> PRT

<213> artificial sequence

<220>

<223> Modified bacterial sequence

<400> 4

Glu	Val	Leu	Glu	Ala	Trp	Asp	Glu	Ile	Asp	Arg	Leu	Pro	Asn	Leu	Thr
1				5				10						15	

Leu	Asp	Gln	Trp	Leu	Ala	Phe	Ile	Asn	Lys	Leu	Asp	Asp
		20						25				

<210> 5

<211> 29

<212> PRT

<213> artificial sequence

<220>

<223> Modified bacterial sequence

<400> 5

Glu	Val	Leu	Asp	Ala	Trp	Asp	Glu	Ile	Asp	Ala	Leu	Pro	Asn	Leu	Thr
1				5				10						15	

Leu	Glu	Gln	Trp	Leu	Ala	Phe	Ile	Asn	Lys	Leu	Asp	Asp
		20						25				

<210> 6

<211> 29

<212> PRT

<213> artificial sequence

<220>

<223> Modified bacterial sequence

<400> 6

Glu	Val	Ile	Asp	Ala	Trp	Asp	Glu	Ile	Asp	Arg	Leu	Pro	Asn	Leu	Thr
1				5				10						15	

Leu	Asp	Gln	Trp	Leu	Ala	Phe	Ile	Asn	Lys	Leu	Asp	Asp
		20						25				

<210> 7

<211> 29

<212> PRT

<213> artificial sequence

<220>

<223> Modified bacterial sequence

<400> 7

Glu Thr Leu Glu Ala Trp Asp Glu Ile Asp Arg Leu Pro Asn Leu Thr
1 5 10 15

Ile Glu Gln Trp Leu Ala Phe Ile Asn Lys Leu Asp Asp
20 25

<210> 8

<211> 29

<212> PRT

<213> artificial sequence

<220>

<223> Modified bacterial sequence

<400> 8

Glu Val Ile Asp Ala Trp Asn Glu Ile Asp Ala Leu Pro Asn Leu Thr
1 5 10 15

Leu Asp Gln Trp Leu Ala Phe Ile Asn Lys Leu Asp Asp
20 25

<210> 9

<211> 29

<212> PRT

<213> artificial sequence

<220>

<223> Modified bacterial sequence

<400> 9

Glu Val Leu Asp Ala Trp Asp Glu Ile Asp Lys Leu Pro Asn Leu Thr
1 5 10 15

Ile Asp Gln Trp Leu Ala Phe Ile Asn Lys Leu Asp Asp
20 25

<210> 10

<211> 29

<212> PRT

<213> artificial sequence

<220>

<223> Modified bacterial sequence

<400> 10

Glu Val Leu Glu Ala Trp Asp Glu Ile Asp His Leu Pro Asn Leu Thr
1 5 10 15

Leu Asp Gln Trp Leu Ala Phe Ile Asn Lys Leu Asp Asp

20

25

<210> 11

<211> 29

<212> PRT

<213> artificial sequence

<220>

<223> Modified bacterial sequence

<400> 11

Glu	Val	Leu	Glu	Ala	Trp	Asp	Glu	Ile	Asp	Ala	Leu	Pro	Asn	Leu	Thr
1				5					10					15	

Ile	Glu	Gln	Trp	Leu	Ala	Phe	Ile	Asn	Lys	Leu	Asp	Asp
			20					25				

<210> 12

<211> 29

<212> PRT

<213> artificial sequence

<220>

<223> Modified bacterial sequence

<400> 12

Glu	Val	Leu	Asp	Ala	Trp	Asp	Glu	Ile	Asp	Lys	Leu	Pro	Asn	Leu	Thr
1				5					10					15	

Leu	Glu	Gln	Trp	Leu	Ala	Phe	Ile	Asn	Lys	Leu	Asp	Asp
			20					25				

<210> 13

<211> 29

<212> PRT

<213> artificial sequence

<220>

<223> Modified bacterial sequence

<400> 13

Glu	Thr	Ile	Thr	Ala	Trp	Asp	Glu	Ile	Asp	Lys	Leu	Pro	Asn	Leu	Thr
1				5					10					15	

Ile	Glu	Gln	Trp	Leu	Ala	Phe	Ile	Gly	Lys	Leu	Glu	Asp
			20					25				

<210> 14

<211> 29

<212> PRT

<213> artificial sequence

<220>

<223> Modified bacterial sequence

<400> 14

Glu	Ser	Met	Lys	Ala	Trp	Asp	Glu	Ile	Asp	Arg	Leu	Pro	Asn	Leu	Asn
1				5					10					15	

Ile	Asn	Gln	Trp	Val	Ala	Phe	Ile	Asp	Ser	Leu	Tyr	Asp
			20					25				

<210> 15

<211> 29

<212> PRT

<213> artificial sequence

<220>

<223> Modified bacterial sequence

<400> 15

Glu	Ser	Ile	Glu	Ala	Trp	Thr	Glu	Ile	Asp	His	Leu	Pro	Asn	Leu	Thr
1				5					10					15	

Ile	Glu	Gln	Trp	Leu	Ala	Phe	Ile	Asn	Lys	Leu	Thr	Asp
			20					25				

<210> 16

<211> 29

<212> PRT

<213> artificial sequence

<220>

<223> Modified bacterial sequence

<400> 16

Glu	Val	Leu	Asp	Ala	Trp	His	Glu	Ile	Asp	Thr	Leu	Pro	Asn	Leu	Thr
1				5					10					15	

Val	Arg	Gln	Trp	Leu	Ala	Phe	Ile	Ser	Lys	Leu	Glu	Asp
			20					25				

<210> 17

<211> 29

<212> PRT

<213> artificial sequence

<220>

<223> Modified bacterial sequence

<400> 17

Glu	His	Ile	Gln	Ala	Asn	Glu	Glu	Ile	Asn	Arg	Leu	Pro	Asn	Leu	Thr
-----	-----	-----	-----	-----	-----	-----	-----	-----	-----	-----	-----	-----	-----	-----	-----

Glu His Ile Gln Ala Asn Glu Glu Ile Asp Arg Leu Ile Asn Leu Thr
 1 5 10 15

Ile Lys Gln Trp Leu Ala Phe Ile Asn Lys Leu His Asp

20 25

<210> 18

<211> 29

<212> PRT

<213> artificial sequence

<220>

<223> Modified bacterial sequence

<400> 18

Glu Val Leu His Ala Trp Ala Glu Ile Asp Ala Leu Pro Asn Leu Thr
 1 5 10 15

Ile Glu Gln Trp Leu Ala Phe Ile Asn Lys Leu Asp Asp
 20 25

<210> 19

<211> 29

<212> PRT

<213> artificial sequence

<220>

<223> Modified bacterial sequence

<400> 19

Glu Val Leu Ala Ala Trp Asp Glu Ile Asp Ser Leu Pro Asn Leu Thr
 1 5 10 15

Leu Gln Gln Trp Leu Ala Phe Ile Asn Lys Leu Asp Asp
 20 25

<210> 20

<211> 29

<212> PRT

<213> artificial sequence

<220>

<223> Modified bacterial sequence

<400> 20

Glu Val Ile Asp Ala Trp Asn Glu Ile Asp Ala Leu Pro Asn Leu Thr
 1 5 10 15

Leu Glu Gln Trp Leu Ala Phe Ile Asn Lys Leu Asp Asp
 20 25

<210> 21

<211> 29

<212> PRT

<213> artificial sequence

<220>

<223> Modified bacterial sequence

<400> 21

Glu	Val	Leu	Asp	Ala	Trp	Asn	Glu	Ile	Asp	Ala	Leu	Pro	Asn	Leu	Thr
1				5					10					15	

Ile	Asp	Gln	Trp	Leu	Ala	Phe	Ile	Asn	Lys	Leu	Ser	Asp
		20					25					

<210> 22

<211> 29

<212> PRT

<213> artificial sequence

<220>

<223> Modified bacterial sequence

<400> 22

Glu	Val	Ile	Glu	Ala	Trp	Asp	Glu	Ile	Asp	Gly	Leu	Pro	Asn	Leu	Thr
1				5					10					15	

Ile	Glu	Gln	Trp	Leu	Ala	Phe	Ile	Asn	Lys	Leu	Asp	Asp
		20					25					

<210> 23

<211> 29

<212> PRT

<213> artificial sequence

<220>

<223> Modified bacterial sequence

<400> 23

Glu	Val	Leu	Glu	Ala	Trp	Asp	Glu	Ile	Asp	His	Leu	Pro	Asn	Leu	Thr
1				5					10					15	

Leu	Gln	Gln	Trp	Leu	Ala	Phe	Ile	Asn	Lys	Leu	Asp	Asp
		20					25					

<210> 24

<211> 29

<212> PRT

<213> artificial sequence

<220>

<223> Modified bacterial sequence

<400> 24

Glu Val Ile Glu Ala Trp Asn Glu Ile Asp Ala Leu Pro Asn Leu Thr
 1 5 10 15

Ile Glu Gln Trp Leu Ala Phe Ile Asn Lys Leu Asp Asp

20

25

<210> 25

<211> 29

<212> PRT

<213> artificial sequence

<220>

<223> Modified bacterial sequence

<400> 25

Glu Val Ile Ala Ala Trp Asn Glu Ile Asp Arg Leu Pro Asn Leu Thr
 1 5 10 15

Leu Thr Gln Trp Leu Ala Phe Ile Asn Lys Leu Asp Asp
 20 25

<210> 26

<211> 29

<212> PRT

<213> artificial sequence

<220>

<223> Modified bacterial sequence

<400> 26

Glu Val Ile Glu Ala Trp Asp Glu Ile Asp Ala Leu Pro Asn Leu Thr
 1 5 10 15

Leu Gln Gln Trp Leu Ala Phe Ile Asn Lys Leu Asp Asp
 20 25

<210> 27

<211> 29

<212> PRT

<213> artificial sequence

<220>

<223> Modified bacterial sequence

<400> 27

Glu Val Ile Ala Ala Trp Asp Glu Ile Asp Lys Leu Pro Asn Leu Thr
 1 5 10 15

Ile Glu Gln Trp Leu Ala Phe Ile Asn Lys Leu Asp Asp
 20 25

<210> 28

<211> 29

<212> PRT

<213> artificial sequence

<220>

<223> Modified bacterial sequence

<400> 28

Glu	Val	Ile	Ala	Ala	Trp	Asp	Glu	Ile	Asp	Lys	Leu	Pro	Asn	Leu	Thr
1				5					10					15	

Leu	Gln	Gln	Trp	Leu	Ala	Phe	Ile	Asn	Lys	Leu	Asp	Asp
			20					25				

<210> 29

<211> 29

<212> PRT

<213> artificial sequence

<220>

<223> Modified bacterial sequence

<400> 29

Glu	Thr	Ile	Ala	Ala	Trp	Asp	Glu	Ile	Asp	Lys	Leu	Pro	Asn	Leu	Thr
1				5					10					15	

Ile	Glu	Gln	Trp	Leu	Ala	Phe	Ile	Asn	Lys	Leu	Asp	Asp
			20					25				

<210> 30

<211> 29

<212> PRT

<213> artificial sequence

<220>

<223> Modified bacterial sequence

<400> 30

Glu	Thr	Ile	Glu	Ala	Trp	Asn	Glu	Ile	Asp	Arg	Leu	Pro	Asn	Leu	Thr
1				5					10					15	

Ile	Glu	Gln	Trp	Leu	Ala	Phe	Ile	Asn	Lys	Leu	Asp	Asp
			20					25				

<210> 31

<211> 29

<212> PRT

<213> artificial sequence

<220>

<223> Modified bacterial sequence

<400> 31

Glu	Val	Leu	Glu	Ala	Trp	Arg	Glu	Ile	Asp	Ala	Leu	Pro	Asn	Leu	Thr
1				5					10					15	

Ile	Gln	Gln	Trp	Leu	Ala	Phe	Ile	Asn	Lys	Leu	Asp	Asp
-----	-----	-----	-----	-----	-----	-----	-----	-----	-----	-----	-----	-----

20

25

<210> 32

<211> 29

<212> PRT

<213> artificial sequence

<220>

<223> Modified bacterial sequence

<400> 32

Glu	Val	Ile	Glu	Ala	Trp	Asp	Glu	Ile	Asp	Gln	Leu	Pro	Asn	Leu	Thr
1				5					10					15	

Ile	Glu	Gln	Trp	Leu	Ala	Phe	Ile	Asn	Lys	Leu	Asp	Asp
			20					25				

<210> 33

<211> 29

<212> PRT

<213> artificial sequence

<220>

<223> Modified bacterial sequence

<400> 33

Glu	Val	Leu	Arg	Ala	Trp	Asp	Glu	Ile	Asp	His	Leu	Pro	Asn	Leu	Thr
1				5					10					15	

Leu	Glu	Gln	Trp	Leu	Ala	Phe	Ile	Asn	Lys	Leu	Asp	Asp
			20					25				

<210> 34

<211> 29

<212> PRT

<213> artificial sequence

<220>

<223> Modified bacterial sequence

<400> 34

Glu	Val	Leu	Glu	Ala	Trp	Asp	Glu	Ile	Asp	Arg	Leu	Pro	Asn	Leu	Thr
1				5					10					15	

Leu	Asn	Gln	Trp	Leu	Ala	Phe	Ile	Asn	Lys	Leu	Asp	Asp
			20					25				

<210> 35
 <211> 29
 <212> PRT
 <213> artificial sequence

<220>
 <223> Modified bacterial sequence

<400> 35
 Glu Val Leu Asp Ala Trp Asn Glu Ile Asp His Leu Pro Asn Leu Thr
 1 5 10 15
 Ile Glu Gln Trp Leu Ala Phe Ile Asn Lys Leu Asp Asp
 20 25

<210> 36
 <211> 29
 <212> PRT
 <213> artificial sequence

<220>
 <223> Modified bacterial sequence

<400> 36
 Glu Val Ile Asp Ala Trp Asn Glu Ile Asp Lys Leu Pro Asn Leu Thr
 1 5 10 15
 Ile Glu Gln Trp Leu Ala Phe Ile Asn Lys Leu Asp Asp
 20 25

<210> 37
 <211> 29
 <212> PRT
 <213> artificial sequence

<220>
 <223> Modified bacterial sequence

<400> 37
 Glu Thr Leu Glu Ala Trp Asp Glu Ile Asp Gln Leu Pro Asn Leu Thr
 1 5 10 15
 Leu Gln Gln Trp Leu Ala Phe Ile Asn Lys Leu Asp Asp
 20 25

<210> 38
 <211> 29
 <212> PRT
 <213> artificial sequence

<220>

<223> Modified bacterial sequence

<400> 38

Glu Val Ile Glu Ala Trp Asn Glu Ile Asp Ala Leu Pro Asn Leu Thr
1 5 10 15

Leu Asp Gln Trp Leu Ala Phe Ile Asn Lys Leu Asp Asp

20

25

<210> 39

<211> 29

<212> PRT

<213> artificial sequence

<220>

<223> Modified bacterial sequence

<400> 39

Glu Val Ile Asp Ala Trp Asn Glu Ile Asp Arg Leu Pro Asn Leu Thr
1 5 10 15

Leu Gln Gln Trp Leu Ala Phe Ile Asn Lys Leu Asp Asp
20 25

<210> 40

<211> 29

<212> PRT

<213> artificial sequence

<220>

<223> Modified bacterial sequence

<400> 40

Glu Val Ile Asp Ala Trp Asn Glu Ile Asp Gln Leu Pro Asn Leu Thr
1 5 10 15

Leu Glu Gln Trp Leu Ala Phe Ile Asn Lys Leu Asp Asp
20 25

<210> 41

<211> 29

<212> PRT

<213> artificial sequence

<220>

<223> Modified bacterial sequence

<400> 41

Glu Thr Ile Ala Ala Trp Asp Glu Ile Asp His Leu Pro Asn Leu Thr
1 5 10 15

Leu Glu Gln Trp Leu Ala Phe Ile Asn Lys Leu Asp Asp

 20 25

<210> 42

<211> 29

<212> PRT

<213> artificial sequence

<220>

<223> Modified bacterial sequence

<400> 42

Glu Val Leu Gln Ala Trp Asp Glu Ile Asp His Leu Pro Asn Leu Thr
 1 5 10 15

Ile Gln Gln Trp Leu Ala Phe Ile Asn Lys Leu Ser Asp
 20 25

<210> 43

<211> 29

<212> PRT

<213> artificial sequence

<220>

<223> Modified bacterial sequence

<400> 43

Glu Thr Leu His Ala Trp Ala Glu Ile Asp Arg Leu Pro Asn Leu Thr
 1 5 10 15

Ile Glu Gln Trp Leu Ala Phe Ile Asn Lys Leu Asp Asp
 20 25

<210> 44

<211> 29

<212> PRT

<213> artificial sequence

<220>

<223> Modified bacterial sequence

<400> 44

Glu Val Leu Glu Ala Trp Asn Glu Ile Asp His Leu Pro Asn Leu Thr
 1 5 10 15

Leu Ala Gln Trp Leu Ala Phe Ile Asn Lys Leu Asp Asp
 20 25

<210> 45

<211> 29

<212> PRT

<213> artificial sequence

<220>

<223> Modified bacterial sequence

<400> 45

Glu	Val	Ile	Glu	Ala	Trp	Asp	Glu	Ile	Asp	Lys	Leu	Pro	Asn	Leu	Thr
1				5					10					15	

Ile	Ala	Gln	Trp	Leu	Ala	Phe	Ile	Asn	Lys	Leu	Asp	Asp
-----	-----	-----	-----	-----	-----	-----	-----	-----	-----	-----	-----	-----

20

25

<210> 46

<211> 29

<212> PRT

<213> artificial sequence

<220>

<223> Modified bacterial sequence

<400> 46

Glu	Val	Leu	Asp	Ala	Trp	Asp	Glu	Ile	Asp	His	Leu	Pro	Asn	Leu	Thr
1				5					10					15	

Leu	Gln	Gln	Trp	Leu	Ala	Phe	Ile	Asn	Lys	Leu	Asp	Asp
			20					25				

<210> 47

<211> 29

<212> PRT

<213> artificial sequence

<220>

<223> Modified bacterial sequence

<400> 47

Glu	Thr	Ile	Glu	Ala	Trp	Asn	Glu	Ile	Asp	Lys	Leu	Pro	Asn	Leu	Thr
1				5					10					15	

Leu	Thr	Gln	Trp	Leu	Ala	Phe	Ile	Asn	Lys	Leu	Asp	Asp
			20					25				

<210> 48

<211> 29

<212> PRT

<213> artificial sequence

<220>

<223> Modified bacterial sequence

<400> 48

Glu	Val	Leu	Glu	Ala	Trp	Asn	Glu	Ile	Asp	Leu	Leu	Pro	Asn	Leu	Thr
1				5					10					15	

Ile Glu Gln Trp Leu Ala Phe Ile Asn Lys Leu Asp Asp
20 25

<210> 49

<211> 29

<212> PRT

<213> artificial sequence

<220>

<223> Modified bacterial sequence

<400> 49

Glu Val Ile Glu Ala Trp Asp Glu Ile Asp His Leu Pro Asn Leu Thr
1 5 10 15

Ile Asp Gln Trp Leu Ala Phe Ile Asn Lys Leu Asp Asp
20 25

<210> 50

<211> 29

<212> PRT

<213> artificial sequence

<220>

<223> Modified bacterial sequence

<400> 50

Glu Val Ile Ser Ala Trp Asn Glu Ile Asp Ala Leu Pro Asn Leu Thr
1 5 10 15

Leu Gln Gln Trp Leu Ala Phe Ile Asn Lys Leu Asp Asp
20 25

<210> 51

<211> 29

<212> PRT

<213> artificial sequence

<220>

<223> Modified bacterial sequence

<400> 51

Glu Val Ile Ala Ala Trp Asn Glu Ile Asp Lys Leu Pro Asn Leu Thr
1 5 10 15

Leu Glu Gln Trp Leu Ala Phe Ile Asn Lys Leu Asp Asp
20 25

<210> 52

<211> 29

<212> PRT

<213> artificial sequence

<220>

<223> Modified bacterial sequence

<400> 52

Glu	Thr	Ile	Glu	Ala	Trp	Asn	Glu	Ile	Asp	Ser	Leu	Pro	Asn	Leu	Thr
1				5					10					15	

Leu	Asp	Gln	Trp	Leu	Ala	Phe	Ile	Asn	Lys	Leu	Asp	Asp
-----	-----	-----	-----	-----	-----	-----	-----	-----	-----	-----	-----	-----

20

25

<210> 53

<211> 29

<212> PRT

<213> artificial sequence

<220>

<223> Modified bacterial sequence

<400> 53

Glu	Val	Leu	Asp	Ala	Trp	Asn	Glu	Ile	Asp	Gln	Leu	Pro	Asn	Leu	Thr
1				5					10					15	

Leu	Gln	Gln	Trp	Leu	Ala	Phe	Ile	Asn	Lys	Leu	Asp	Asp
			20					25				

<210> 54

<211> 29

<212> PRT

<213> artificial sequence

<220>

<223> Modified bacterial sequence

<400> 54

Glu	Val	Leu	Ala	Ala	Trp	Asn	Glu	Ile	Asp	His	Leu	Pro	Asn	Leu	Thr
1				5					10					15	

Ile	Glu	Gln	Trp	Leu	Ala	Phe	Ile	Asn	Lys	Leu	Asp	Asp
			20					25				

<210> 55

<211> 29

<212> PRT

<213> artificial sequence

<220>

<223> Modified bacterial sequence

<400> 55

Glu	Val	Leu	Glu	Ala	Trp	Asp	Glu	Ile	Asp	His	Leu	Pro	Asn	Leu	Thr
1				5					10					15	

Ile Thr Gln Trp Leu Ala Phe Ile Asn Lys Leu Asp Asp
20 25

<210> 56

<211> 29

<212> PRT

<213> artificial sequence

<220>

<223> Modified bacterial sequence

<400> 56

Glu Thr Ile Asp Ala Trp Asn Glu Ile Asp His Leu Pro Asn Leu Thr
1 5 10 15

Ile Glu Gln Trp Leu Ala Phe Ile Asn Lys Leu Asp Asp
20 25

<210> 57

<211> 29

<212> PRT

<213> artificial sequence

<220>

<223> Modified bacterial sequence

<400> 57

Glu Val Ile Glu Ala Trp Asn Glu Ile Asp His Leu Pro Asn Leu Thr
1 5 10 15

Ile Gln Gln Trp Leu Ala Phe Ile Asn Lys Leu Asp Asp
20 25

<210> 58

<211> 29

<212> PRT

<213> artificial sequence

<220>

<223> Modified bacterial sequence

<400> 58

Glu Val Ile Gln Ala Trp Asn Glu Ile Asp Ala Leu Pro Asn Leu Thr
1 5 10 15

Ile Ser Gln Trp Leu Ala Phe Ile Asn Lys Leu Asp Asp
20 25

<210> 59

<211> 29

<212> PRT

<213> artificial sequence

<220>

<223> Modified bacterial sequence

<400> 59

Glu Val Ile Ala Ala Trp Asp Glu Ile Asp Ser Leu Pro Asn Leu Thr
1 5 10 15

Ile Glu Gln Trp Leu Ala Phe Ile Asn Lys Leu Asp Asp

20

25

<210> 60

<211> 29

<212> PRT

<213> artificial sequence

<220>

<223> Modified bacterial sequence

<400> 60

Glu His Ile Glu Ala Trp Asn Glu Ile Asp Ala Leu Pro Asn Leu Thr
1 5 10 15

Ile Glu Gln Trp Leu Ala Phe Ile Asn Lys Leu Gln Asp
20 25

<210> 61

<211> 29

<212> PRT

<213> artificial sequence

<220>

<223> Modified bacterial sequence

<400> 61

Glu Val Leu Glu Ala Trp Asn Glu Ile Asp Lys Leu Pro Asn Leu Thr
1 5 10 15

Leu Asp Gln Trp Leu Ala Phe Ile Asn Lys Leu Asp Asp
20 25

<210> 62

<211> 29

<212> PRT

<213> artificial sequence

<220>

<223> Modified bacterial sequence

<400> 62

Glu Val Leu Glu Ala Trp Asn Glu Ile Asp Lys Leu Pro Asn Leu Thr

Glu Val Ile Asp Ala Trp Asn Glu Ile Asp His Leu Pro Asn Leu Thr
 1 5 10 15

Ile Glu Gln Trp Leu Ala Phe Ile Asn Lys Leu Ala Asp
 20 25

<210> 63

<211> 29

<212> PRT

<213> artificial sequence

<220>

<223> Modified bacterial sequence

<400> 63

Glu Thr Ile Asp Ala Trp Asp Glu Ile Asp Lys Leu Pro Asn Leu Thr
 1 5 10 15

Ile Glu Gln Trp Leu Ala Phe Ile Asn Lys Leu Asp Asp
 20 25

<210> 64

<211> 29

<212> PRT

<213> artificial sequence

<220>

<223> Modified bacterial sequence

<400> 64

Glu Val Ile Ala Ala Trp Asp Glu Ile Asp Leu Leu Pro Asn Leu Thr
 1 5 10 15

Leu Gln Gln Trp Leu Ala Phe Ile Asn Lys Leu Ala Asp
 20 25

<210> 65

<211> 29

<212> PRT

<213> artificial sequence

<220>

<223> Modified bacterial sequence

<400> 65

Glu Val Ile His Ala Trp Asp Glu Ile Asp Lys Leu Pro Asn Leu Thr
 1 5 10 15

Ile Glu Gln Trp Leu Ala Phe Ile Asn Lys Leu Asp Asp
 20 25

<210> 66

<211> 29

<212> PRT

<213> artificial sequence

<220>

<223> Modified bacterial sequence

<400> 66

Glu	Val	Ile	Ala	Ala	Trp	Asn	Glu	Ile	Asp	His	Leu	Pro	Asn	Leu	Thr
1				5					10					15	

Leu	Glu	Gln	Trp	Leu	Ala	Phe	Ile	Asn	Lys	Leu	Asp	Asp
-----	-----	-----	-----	-----	-----	-----	-----	-----	-----	-----	-----	-----

20

25

<210> 67

<211> 29

<212> PRT

<213> artificial sequence

<220>

<223> Modified bacterial sequence

<400> 67

Glu	Thr	Leu	Asp	Ala	Trp	Asn	Glu	Ile	Asp	Lys	Leu	Pro	Asn	Leu	Thr
1				5					10					15	

Leu	Ser	Gln	Trp	Leu	Ala	Phe	Ile	Asn	Lys	Leu	Asp	Asp
		20						25				

<210> 68

<211> 29

<212> PRT

<213> artificial sequence

<220>

<223> Modified bacterial sequence

<400> 68

Glu	Val	Leu	Glu	Ala	Trp	Asn	Glu	Ile	Asp	Ala	Leu	Pro	Asn	Leu	Thr
1				5					10					15	

Leu	Glu	Gln	Trp	Leu	Ala	Phe	Ile	Asn	Lys	Leu	Asp	Asp
		20						25				

<210> 69

<211> 29

<212> PRT

<213> artificial sequence

<220>

<223> Modified bacterial sequence

<400> 69

Glu	Val	Ile	Gln	Ala	Trp	Asp	Glu	Ile	Asp	His	Leu	Pro	Asn	Leu	Thr
1				5					10					15	

Ile	Ser	Gln	Trp	Leu	Ala	Phe	Ile	Asn	Lys	Leu	Asp	Asp
		20						25				

<210> 70

<211> 29

<212> PRT

<213> artificial sequence

<220>

<223> Modified bacterial sequence

<400> 70

Glu	Val	Leu	Gln	Ala	Trp	Asp	Glu	Ile	Asp	Ser	Leu	Pro	Asn	Leu	Thr
1				5					10					15	

Ile	Glu	Gln	Trp	Leu	Ala	Phe	Ile	Asn	Lys	Leu	Asp	Asp
		20						25				

<210> 71

<211> 29

<212> PRT

<213> artificial sequence

<220>

<223> Modified bacterial sequence

<400> 71

Glu	Thr	Leu	Glu	Ala	Trp	Asp	Glu	Ile	Asp	His	Leu	Pro	Asn	Leu	Thr
1				5					10					15	

Ile	Ala	Gln	Trp	Leu	Ala	Phe	Ile	Asn	Lys	Leu	Asp	Asp
		20						25				

<210> 72

<211> 29

<212> PRT

<213> artificial sequence

<220>

<223> Modified bacterial sequence

<400> 72

Glu	Thr	Ile	Asp	Ala	Trp	Asn	Glu	Ile	Asp	Arg	Leu	Pro	Asn	Leu	Thr
1				5					10					15	

Ile	Ser	Gln	Trp	Leu	Ala	Phe	Ile	Asn	Lys	Leu	Asp	Asp
		20						25				

<210> 73

<211> 29

<212> PRT

<213> artificial sequence

<220>

<223> Modified bacterial sequence

<400> 73

Glu	Val	Leu	Asp	Ala	Trp	His	Glu	Ile	Asp	His	Leu	Pro	Asn	Leu	Thr
1				5					10					15	

Ile	Gln	Gln	Trp	Leu	Ala	Phe	Ile	Asn	Lys	Leu	Asp	Asp
-----	-----	-----	-----	-----	-----	-----	-----	-----	-----	-----	-----	-----

20

25

<210> 74

<211> 29

<212> PRT

<213> artificial sequence

<220>

<223> Modified bacterial sequence

<400> 74

Glu	Gln	Ile	Arg	Ala	Trp	Asp	Glu	Ile	Asp	Lys	Leu	Pro	Asn	Leu	Thr
1				5					10					15	

Ile	Glu	Gln	Trp	Leu	Ala	Phe	Ile	Asn	Lys	Leu	Ala	Asp
			20					25				

<210> 75

<211> 29

<212> PRT

<213> artificial sequence

<220>

<223> Modified bacterial sequence

<400> 75

Glu	Thr	Leu	Tyr	Ala	Trp	Asn	Glu	Ile	Asp	Lys	Leu	Pro	Asn	Leu	Thr
1				5					10					15	

Ile	Glu	Gln	Trp	Leu	Ala	Phe	Ile	Glu	Lys	Leu	Gln	Asp
			20					25				

<210> 76

<211> 29

<212> PRT

<213> artificial sequence

<220>

<223> Modified bacterial sequence

<400> 76

Glu	Val	Ile	Glu	Ala	Trp	Asn	Glu	Ile	Asp	Ala	Leu	Pro	Asn	Leu	Thr
1				5					10					15	

Ile	Asp	Gln	Trp	Leu	Ala	Phe	Ile	Asn	Lys	Leu	Asp	Asp
		20						25				

<210> 77

<211> 29

<212> PRT

<213> artificial sequence

<220>

<223> Modified bacterial sequence

<400> 77

Glu	Val	Leu	Glu	Ala	Trp	Asn	Glu	Ile	Asp	His	Leu	Pro	Asn	Leu	Thr
1				5					10					15	

Ile	Gln	Gln	Trp	Leu	Ala	Phe	Ile	Asn	Lys	Leu	Asp	Asp
		20						25				

<210> 78

<211> 29

<212> PRT

<213> artificial sequence

<220>

<223> Modified bacterial sequence

<400> 78

Glu	Thr	Ile	Glu	Ala	Trp	Asp	Glu	Ile	Asp	Ala	Leu	Pro	Asn	Leu	Thr
1				5					10					15	

Ile	Glu	Gln	Trp	Leu	Ala	Phe	Ile	Asn	Lys	Leu	Asp	Asp
		20						25				

<210> 79

<211> 29

<212> PRT

<213> artificial sequence

<220>

<223> Modified bacterial sequence

<400> 79

Glu	Val	Ile	Glu	Ala	Trp	Asn	Glu	Ile	Asp	His	Leu	Pro	Asn	Leu	Thr
1				5					10					15	

Leu	Gln	Gln	Trp	Leu	Ala	Phe	Ile	Asn	Lys	Leu	Asp	Asp
		20						25				

<210> 80

<211> 29

<212> PRT

<213> artificial sequence

<220>

<223> Modified bacterial sequence

<400> 80

Glu	Val	Ile	Glu	Ala	Trp	Asn	Glu	Ile	Asp	Lys	Leu	Pro	Asn	Leu	Thr
1				5					10					15	

Ile	Gln	Gln	Trp	Leu	Ala	Phe	Ile	Asn	Lys	Leu	Asp	Asp
-----	-----	-----	-----	-----	-----	-----	-----	-----	-----	-----	-----	-----

20

25

<210> 81

<211> 29

<212> PRT

<213> artificial sequence

<220>

<223> Modified bacterial sequence

<400> 81

Glu	Thr	Leu	Asp	Ala	Trp	Ala	Glu	Ile	Asp	His	Leu	Pro	Asn	Leu	Thr
1				5					10					15	

Leu	Asp	Gln	Trp	Leu	Ala	Phe	Ile	Asn	Lys	Leu	Asp	Asp
		20						25				

<210> 82

<211> 29

<212> PRT

<213> artificial sequence

<220>

<223> Modified bacterial sequence

<400> 82

Glu	His	Ile	Asp	Ala	Trp	Asn	Glu	Ile	Asp	Ala	Leu	Pro	Asn	Leu	Thr
1				5					10					15	

Leu	Ser	Gln	Trp	Leu	Ala	Phe	Ile	Asn	Lys	Leu	Asp	Asp
		20						25				

<210> 83

<211> 29

<212> PRT

<213> artificial sequence

<220>

<223> Modified bacterial sequence

<400> 83

Glu Val Leu Asp Ala Trp Asn Glu Ile Asp Lys Leu Pro Asn Leu Thr
1 5 10 15

Ile Ala Gln Trp Leu Ala Phe Ile Asn Lys Leu Asp Asp
20 25

<210> 84

<211> 29

<212> PRT

<213> artificial sequence

<220>

<223> Modified bacterial sequence

<400> 84

Glu Val Ile Glu Ala Trp Thr Glu Ile Asp Tyr Leu Pro Asn Leu Thr
1 5 10 15

Leu Gln Gln Trp Leu Ala Phe Ile Asn Lys Leu Asp Asp
20 25

<210> 85

<211> 29

<212> PRT

<213> artificial sequence

<220>

<223> Modified bacterial sequence

<400> 85

Glu Thr Ile Glu Ala Trp Asn Glu Ile Asp His Leu Pro Asn Leu Thr
1 5 10 15

Ile Ala Gln Trp Leu Ala Phe Ile Asn Lys Leu Asp Asp
20 25

<210> 86

<211> 29

<212> PRT

<213> artificial sequence

<220>

<223> Modified bacterial sequence

<400> 86

Glu Val Ile Gln Ala Trp Asn Glu Ile Asp Lys Leu Pro Asn Leu Thr
1 5 10 15

Leu Glu Gln Trp Leu Ala Phe Ile Asn Lys Leu Asp Asp
20 25

<210> 87

<211> 29

<212> PRT

<213> artificial sequence

<220>

<223> Modified bacterial sequence

<400> 87

Glu	Val	Ile	Glu	Ala	Trp	Asp	Glu	Ile	Asp	His	Leu	Pro	Asn	Leu	Thr
1				5					10					15	

Ile	Glu	Gln	Trp	Leu	Ala	Phe	Ile	Asn	Lys	Leu	Asp	Asp
-----	-----	-----	-----	-----	-----	-----	-----	-----	-----	-----	-----	-----

20

25

<210> 88

<211> 29

<212> PRT

<213> artificial sequence

<220>

<223> Modified bacterial sequence

<400> 88

Glu	Thr	Ile	Asp	Ala	Trp	Asn	Glu	Ile	Asp	Leu	Leu	Pro	Asn	Leu	Thr
1				5					10					15	

Ile	Glu	Gln	Trp	Leu	Ala	Phe	Ile	Asn	Lys	Leu	Asp	Asp
			20					25				

<210> 89

<211> 29

<212> PRT

<213> artificial sequence

<220>

<223> Modified bacterial sequence

<400> 89

Glu	His	Ile	Asp	Ala	Trp	Asn	Glu	Ile	Asp	Lys	Leu	Pro	Asn	Leu	Thr
1				5					10					15	

Leu	Asp	Gln	Trp	Leu	Ala	Phe	Ile	Asn	Lys	Leu	Asp	Asp
			20					25				

<210> 90

<211> 29

<212> PRT

<213> artificial sequence

<220>

<223> Modified bacterial sequence

<400> 90

Glu	Val	Val	Ala	Ala	Trp	Asn	Glu	Ile	Asp	Ala	Leu	Pro	Asn	Leu	Thr
1				5					10					15	

Ile	Glu	Gln	Trp	Leu	Ala	Phe	Ile	Asn	Lys	Leu	Asn	Asp
			20					25				

<210> 91

<211> 29

<212> PRT

<213> artificial sequence

<220>

<223> Modified bacterial sequence

<400> 91

Glu	Val	Ile	Glu	Ala	Trp	Asn	Glu	Ile	Asp	Ala	Leu	Pro	Asn	Leu	Thr
1				5					10					15	

Leu	Ala	Gln	Trp	Leu	Ala	Phe	Ile	Asn	Lys	Leu	Asp	Asp
			20					25				

<210> 92

<211> 29

<212> PRT

<213> artificial sequence

<220>

<223> Modified bacterial sequence

<400> 92

Glu	Val	Leu	Gln	Ala	Trp	Asp	Glu	Ile	Asp	Arg	Leu	Pro	Asn	Leu	Thr
1				5					10					15	

Leu	Asp	Gln	Trp	Leu	Ala	Phe	Ile	Asn	Lys	Leu	Asp	Asp
			20					25				

<210> 93

<211> 29

<212> PRT

<213> artificial sequence

<220>

<223> Modified bacterial sequence

<400> 93

Glu	Val	Ile	Asp	Ala	Trp	Asp	Glu	Ile	Asp	His	Leu	Pro	Asn	Leu	Thr
1				5					10					15	

Ile	Glu	Gln	Trp	Leu	Ala	Phe	Ile	Asn	Lys	Leu	Ser	Asp
-----	-----	-----	-----	-----	-----	-----	-----	-----	-----	-----	-----	-----

20

25

<210> 94

<211> 29

<212> PRT

<213> artificial sequence

<220>

<223> Modified bacterial sequence

<400> 94

Glu	Val	Val	Glu	Ala	Trp	Asn	Glu	Ile	Asp	Gln	Leu	Pro	Asn	Leu	Thr
1				5					10					15	

Ile	Glu	Gln	Trp	Leu	Ala	Phe	Ile	Asn	Lys	Leu	Asp	Asp
-----	-----	-----	-----	-----	-----	-----	-----	-----	-----	-----	-----	-----

20

25

<210> 95

<211> 29

<212> PRT

<213> artificial sequence

<220>

<223> Modified bacterial sequence

<400> 95

Glu	Val	Ile	Gln	Ala	Trp	Asn	Glu	Ile	Asp	Ala	Leu	Pro	Asn	Leu	Thr
1				5					10					15	

Ile	Glu	Gln	Trp	Leu	Ala	Phe	Ile	Asn	Lys	Leu	Asp	Asp
				20				25				

<210> 96

<211> 29

<212> PRT

<213> artificial sequence

<220>

<223> Modified bacterial sequence

<400> 96

Glu	Val	Ile	Gln	Ala	Trp	Asp	Glu	Ile	Asp	Lys	Leu	Pro	Asn	Leu	Thr
1				5					10					15	

Ile	Asp	Gln	Trp	Leu	Ala	Phe	Ile	Asn	Lys	Leu	Ala	Asp
				20				25				

<210> 97

<211> 29

<212> PRT

<213> artificial sequence

<220>

<223> Modified bacterial sequence

<400> 97

Glu	Val	Val	Ala	Ala	Trp	Asp	Glu	Ile	Asp	Ala	Leu	Pro	Asn	Leu	Thr
1				5					10					15	

Leu	Thr	Gln	Trp	Leu	Ala	Phe	Ile	Asn	Lys	Leu	Asp	Asp
		20					25					

<210> 98

<211> 29

<212> PRT

<213> artificial sequence

<220>

<223> Modified bacterial sequence

<400> 98

Glu	Val	Ile	Gln	Ala	Trp	Asn	Glu	Ile	Asp	Gly	Leu	Pro	Asn	Leu	Thr
1				5					10					15	

Leu	Ser	Gln	Trp	Leu	Ala	Phe	Ile	Asn	Lys	Leu	Asp	Asp
		20					25					

<210> 99

<211> 29

<212> PRT

<213> artificial sequence

<220>

<223> Modified bacterial sequence

<400> 99

Glu	Thr	Ile	Glu	Ala	Trp	Asp	Glu	Ile	Asp	Ala	Leu	Pro	Asn	Leu	Thr
1				5					10					15	

Ile	Thr	Gln	Trp	Leu	Ala	Phe	Ile	Asn	Lys	Leu	Asp	Asp
		20					25					

<210> 100

<211> 29

<212> PRT

<213> artificial sequence

<220>

<223> Modified bacterial sequence

<400> 100

Glu	Val	Ile	Asp	Ala	Trp	Asn	Glu	Ile	Asp	His	Leu	Pro	Asn	Leu	Thr
1				5					10					15	

Ile Gln Gln Trp Leu Ala Phe Ile Asn Lys Leu Ala Asp
20 25

<210> 101

<211> 29

<212> PRT

<213> artificial sequence

<220>

<223> Modified bacterial sequence

<400> 101

Glu Thr Ile Glu Ala Trp Asn Glu Ile Asp Ala Leu Pro Asn Leu Thr
1 5 10 15

Leu Asp Gln Trp Leu Ala Phe Ile Asn Lys Leu Glu Asp

20

25

<210> 102

<211> 29

<212> PRT

<213> artificial sequence

<220>

<223> Modified bacterial sequence

<400> 102

Glu His Ile His Ala Trp Asn Glu Ile Asp Glu Leu Pro Asn Leu Thr
1 5 10 15

Ile Glu Gln Trp Leu Ala Phe Ile Asn Lys Leu Ala Asp
20 25

<210> 103

<211> 29

<212> PRT

<213> artificial sequence

<220>

<223> Modified bacterial sequence

<400> 103

Glu Val Ile Asp Ala Trp Asp Glu Ile Asp His Leu Pro Asn Leu Thr
1 5 10 15

Ile Asp Gln Trp Leu Ala Phe Ile Asn Lys Leu Ser Asp
20 25

<210> 104

<211> 29

<212> PRT

<213> artificial sequence

<220>

<223> Modified bacterial sequence

<400> 104

Glu Val Ile Asp Ala Asn Asp Glu Ile Asp Ala Leu Pro Asn Leu Thr
1 5 10 15

Ile Ala Gln Trp Leu Ala Phe Ile Asn Lys Leu His Asp
20 25

<210> 105

<211> 29

<212> PRT

<213> artificial sequence

<220>

<223> Modified bacterial sequence

<400> 105

Glu Thr Ile Glu Ala Trp Asp Glu Ile Asp Lys Leu Pro Asn Leu Thr
1 5 10 15

Ile Glu Gln Trp Leu Ala Phe Ile Asn Lys Leu Asp Asp
20 25

<210> 106

<211> 29

<212> PRT

<213> artificial sequence

<220>

<223> Modified bacterial sequence

<400> 106

Glu Val Leu Leu Ala Trp Asp Glu Ile Asp His Leu Pro Asn Leu Thr
1 5 10 15

Leu Glu Gln Trp Leu Ala Phe Ile Asn Lys Leu Asp Asp
20 25

<210> 107

<211> 29

<212> PRT

<213> artificial sequence

<220>

<223> Modified bacterial sequence

<400> 107

Glu His Ile Asp Ala Trp Asn Glu Ile Asp Gly Leu Pro Asn Leu Thr
1 5 10 15

Leu Glu Gln Trp Leu Ala Phe Ile Asn Lys Leu Asp Asp
20 25

<210> 108

<211> 29

<212> PRT

<213> artificial sequence

<220>

<223> Modified bacterial sequence

<400> 108

Glu Val Ile Glu Ala Trp Ser Glu Ile Asp Ala Leu Pro Asn Leu Thr
1 5 10 15

Ile Asp Gln Trp Leu Ala Phe Ile Asn Lys Leu Ala Asp

20

25

<210> 109

<211> 29

<212> PRT

<213> artificial sequence

<220>

<223> Modified bacterial sequence

<400> 109

Glu Gln Leu Asn Ala Trp Ala Glu Ile Asp Ala Leu Pro Asn Leu Thr
1 5 10 15

Ile Glu Gln Trp Leu Ala Phe Ile Asn Lys Leu Asp Asp
20 25

<210> 110

<211> 29

<212> PRT

<213> artificial sequence

<220>

<223> Modified bacterial sequence

<400> 110

Glu Val Ile Asp Ala Trp Asn Glu Ile Asp Ala Leu Pro Asn Leu Thr
1 5 10 15

Ile Ala Gln Trp Leu Ala Phe Ile Asn Lys Leu Asp Asp
20 25

<210> 111

<211> 29

<212> PRT

<213> artificial sequence

<220>

<223> Modified bacterial sequence

<400> 111

Glu	Thr	Ile	Asp	Ala	Trp	Asn	Glu	Ile	Asp	Gln	Leu	Pro	Asn	Leu	Thr
1				5					10					15	

Ile	Glu	Gln	Trp	Leu	Ala	Phe	Ile	Asn	Lys	Leu	Asp	Asp
			20					25				

<210> 112

<211> 29

<212> PRT

<213> artificial sequence

<220>

<223> Modified bacterial sequence

<400> 112

Glu	Val	Ile	Glu	Ala	Trp	Asp	Glu	Ile	Asp	Lys	Leu	Pro	Asn	Leu	Thr
1				5					10					15	

Leu	Ala	Gln	Trp	Leu	Ala	Phe	Ile	Asn	Lys	Leu	Asp	Asp
			20					25				

<210> 113

<211> 29

<212> PRT

<213> artificial sequence

<220>

<223> Modified bacterial sequence

<400> 113

Glu	Val	Leu	Tyr	Ala	Trp	Ala	Glu	Ile	Asp	His	Leu	Pro	Asn	Leu	Thr
1				5					10					15	

Ile	Glu	Gln	Trp	Leu	Ala	Phe	Ile	Asn	Lys	Leu	Asp	Asp
			20					25				

<210> 114

<211> 29

<212> PRT

<213> artificial sequence

<220>

<223> Modified bacterial sequence

<400> 114

Glu	Gln	Ile	Asn	Ala	Trp	Asn	Glu	Ile	Asn	Arg	Leu	Pro	Asn	Leu	Thr
-----	-----	-----	-----	-----	-----	-----	-----	-----	-----	-----	-----	-----	-----	-----	-----

Glu Gln Ile Asp Ala Trp Asn Glu Ile Asp Arg Leu Ile Asn Glu Thr
 1 5 10 15

Ile Gln Gln Trp Leu Ala Phe Ile Asn Lys Leu Asp Asp
 20 25

<210> 115

<211> 29

<212> PRT

<213> artificial sequence

<220>

<223> Modified bacterial sequence

<400> 115

Glu Val Leu Ala Ala Trp Asp Glu Ile Asp Arg Leu Pro Asn Leu Thr
 1 5 10 15

Ile Glu Gln Trp Leu Ala Phe Ile Asn Lys Leu Asp Asp

20 25

<210> 116

<211> 29

<212> PRT

<213> artificial sequence

<220>

<223> Modified bacterial sequence

<400> 116

Glu Val Ile Glu Ala Trp Asp Glu Ile Asp His Leu Pro Asn Leu Thr
 1 5 10 15

Leu His Gln Trp Leu Ala Phe Ile Asn Lys Leu Asp Asp
 20 25

<210> 117

<211> 29

<212> PRT

<213> artificial sequence

<220>

<223> Modified bacterial sequence

<400> 117

Glu Val Ile Glu Ala Trp Asn Glu Ile Asp Lys Leu Pro Asn Leu Thr
 1 5 10 15

Leu Gln Gln Trp Leu Ala Phe Ile Asn Lys Leu Asp Asp
 20 25

<210> 118

<211> 29

<212> PRT

<213> artificial sequence

<220>

<223> Modified bacterial sequence

<400> 118

Glu	Val	Ile	Asp	Ala	Asn	Asp	Glu	Ile	Asp	Ala	Leu	Pro	Asn	Leu	Thr
1				5					10					15	

Ile	Glu	Gln	Trp	Leu	Ala	Phe	Ile	Asn	Lys	Leu	His	Asp
			20					25				

<210> 119

<211> 29

<212> PRT

<213> artificial sequence

<220>

<223> Modified bacterial sequence

<400> 119

Glu	Val	Ile	Ala	Ala	Trp	Asp	Glu	Ile	Asp	Ala	Leu	Pro	Asn	Leu	Thr
1				5					10					15	

Ile	Glu	Gln	Trp	Leu	Ala	Phe	Ile	Asn	Lys	Leu	Asp	Asp
			20					25				

<210> 120

<211> 29

<212> PRT

<213> artificial sequence

<220>

<223> Modified bacterial sequence

<400> 120

Glu	Val	Ile	Glu	Ala	Trp	Thr	Glu	Ile	Asp	Gln	Leu	Pro	Asn	Leu	Thr
1				5					10					15	

Leu	Asp	Gln	Trp	Leu	Ala	Phe	Ile	Asn	Lys	Leu	Asp	Asp
			20					25				

<210> 121

<211> 29

<212> PRT

<213> artificial sequence

<220>

<223> Modified bacterial sequence

<400> 121

Glu Val Ile Asn Ala Trp Asn Glu Ile Asp Ala Leu Pro Asn Leu Thr
 1 5 10 15

Leu Gln Gln Trp Leu Ala Phe Ile Asn Lys Leu Asp Asp
 20 25

<210> 122

<211> 29

<212> PRT

<213> artificial sequence

<220>

<223> Modified bacterial sequence

<400> 122

Glu His Ile Glu Ala Trp Asp Glu Ile Asp His Leu Pro Asn Leu Thr
 1 5 10 15

Ile Asp Gln Trp Leu Ala Phe Ile Asn Lys Leu Ala Asp
 20 25

<210> 123

<211> 29

<212> PRT

<213> artificial sequence

<220>

<223> Modified bacterial sequence

<400> 123

Glu His Leu Glu Ala Trp Arg Glu Ile Asp Ala Leu Pro Asn Leu Thr
 1 5 10 15

Ile Glu Gln Trp Leu Ala Phe Ile Asn Lys Leu Asp Asp
 20 25

<210> 124

<211> 29

<212> PRT

<213> artificial sequence

<220>

<223> Modified bacterial sequence

<400> 124

Glu Val Leu Asp Ala Trp Asn Glu Ile Asp Lys Leu Pro Asn Leu Thr
 1 5 10 15

Leu Gln Gln Trp Leu Ala Phe Ile Asn Lys Leu Asp Asp
 20 25

<210> 125

<211> 29

<212> PRT

<213> artificial sequence

<220>

<223> Modified bacterial sequence

<400> 125

Glu	Val	Ile	Ala	Ala	Trp	Asp	Glu	Ile	Asp	His	Leu	Pro	Asn	Leu	Thr
1				5					10					15	

Ile	Gln	Gln	Trp	Leu	Ala	Phe	Ile	Asn	Lys	Leu	Asp	Asp
			20					25				

<210> 126

<211> 29

<212> PRT

<213> artificial sequence

<220>

<223> Modified bacterial sequence

<400> 126

Glu	Val	Ile	Gln	Ala	Trp	Asn	Glu	Ile	Asp	Ala	Leu	Pro	Asn	Leu	Thr
1				5					10					15	

Leu	Glu	Gln	Trp	Leu	Ala	Phe	Ile	Asn	Lys	Leu	Asp	Asp
			20					25				

<210> 127

<211> 29

<212> PRT

<213> artificial sequence

<220>

<223> Modified bacterial sequence

<400> 127

Glu	Val	Ile	Asp	Ala	Trp	Asn	Glu	Ile	Asp	His	Leu	Pro	Asn	Leu	Thr
1				5					10					15	

Ile	Ala	Gln	Trp	Leu	Ala	Phe	Ile	Asn	Lys	Leu	Asp	Asp
			20					25				

<210> 128

<211> 29

<212> PRT

<213> artificial sequence

<220>

<223> Modified bacterial sequence

<400> 128

Glu Gln Leu Asp Ala Trp Asp Glu Ile Asp His Leu Pro Asn Leu Thr
 1 5 10 15

Ile Asp Gln Trp Leu Ala Phe Ile Asn Lys Leu Ser Asp
 20 25

<210> 129

<211> 29

<212> PRT

<213> artificial sequence

<220>

<223> Modified bacterial sequence

<400> 129

Glu Val Leu Asn Ala Trp Asp Glu Ile Asp Lys Leu Pro Asn Leu Thr
 1 5 10 15

Ile Glu Gln Trp Leu Ala Phe Ile Asn Lys Leu Asp Asp

20 25

<210> 130

<211> 29

<212> PRT

<213> artificial sequence

<220>

<223> Modified bacterial sequence

<400> 130

Glu Val Leu Glu Ala Trp Asn Glu Ile Asp His Leu Pro Asn Leu Thr
 1 5 10 15

Ile Asp Gln Trp Leu Ala Phe Ile Asn Lys Leu Asp Asp
 20 25

<210> 131

<211> 29

<212> PRT

<213> artificial sequence

<220>

<223> Modified bacterial sequence

<400> 131

Glu Val Leu Leu Ala Trp Asp Glu Ile Asp Arg Leu Pro Asn Leu Thr
 1 5 10 15

Ile Asp Gln Trp Leu Ala Phe Ile Asn Lys Leu Ala Asp
 20 25

<210> 132

<211> 29

<212> PRT

<213> artificial sequence

<220>

<223> Modified bacterial sequence

<400> 132

Glu	Val	Ile	Ala	Ala	Trp	Asn	Glu	Ile	Asp	Gln	Leu	Pro	Asn	Leu	Thr
1				5					10					15	

Leu	Asp	Gln	Trp	Leu	Ala	Phe	Ile	Asn	Lys	Leu	Asp	Asp
			20					25				

<210> 133

<211> 29

<212> PRT

<213> artificial sequence

<220>

<223> Modified bacterial sequence

<400> 133

Glu	Thr	Leu	Leu	Ala	Trp	Asp	Glu	Ile	Asp	Ala	Leu	Pro	Asn	Leu	Thr
1				5					10					15	

Ile	Glu	Gln	Trp	Leu	Ala	Phe	Ile	Asn	Lys	Leu	Asp	Asp
			20					25				

<210> 134

<211> 29

<212> PRT

<213> artificial sequence

<220>

<223> Modified bacterial sequence

<400> 134

Glu	Val	Ile	Asp	Ala	Trp	Asn	Glu	Ile	Asp	Thr	Leu	Pro	Asn	Leu	Thr
1				5					10					15	

Leu	Glu	Gln	Trp	Leu	Ala	Phe	Ile	Asn	Lys	Leu	Asp	Asp
			20					25				

<210> 135

<211> 29

<212> PRT

<213> artificial sequence

<220>

<223> Modified bacterial sequence

<400> 135

```
Glu Val Leu His Ala Trp Asn Glu Ile Asp His Leu Pro Asn Leu Thr
1           5           10           15
```

```
Leu Asn Gln Trp Leu Ala Phe Ile Asn Lys Leu Gln Asp
          20           25
```

<210> 136

<211> 29

<212> PRT

<213> artificial sequence

<220>

<223> Modified bacterial sequence

<400> 136

```
Glu Val Ile Gln Ala Trp Asn Glu Ile Asp Ala Leu Pro Asn Leu Thr
1           5           10           15
```

```
Ile Ala Gln Trp Leu Ala Phe Ile Asn Lys Leu Asp Asp
```

```
20           25
```

<210> 137

<211> 29

<212> PRT

<213> artificial sequence

<220>

<223> Modified bacterial sequence

<400> 137

```
Glu Thr Val Asp Ala Trp Asn Glu Ile Asp Ala Leu Pro Asn Leu Thr
1           5           10           15
```

```
Ile Glu Gln Trp Leu Ala Phe Ile Asn Lys Leu Asp Asp
          20           25
```

<210> 138

<211> 29

<212> PRT

<213> artificial sequence

<220>

<223> Modified bacterial sequence

<400> 138

```
Glu Val Ile Gln Ala Trp Asp Glu Ile Asp His Leu Pro Asn Leu Thr
1           5           10           15
```

```
Ile Asp Gln Trp Leu Ala Phe Ile Asn Lys Leu Asp Asp
```

 20 25

<210> 139

<211> 29

<212> PRT

<213> artificial sequence

<220>

<223> Modified bacterial sequence

<400> 139

Glu Val Leu Asp Ala Trp Asn Glu Ile Asp Gln Leu Pro Asn Leu Thr
 1 5 10 15

Ile Gln Gln Trp Leu Ala Phe Ile Asn Lys Leu Asp Asp
 20 25

<210> 140

<211> 29

<212> PRT

<213> artificial sequence

<220>

<223> Modified bacterial sequence

<400> 140

Glu Thr Ile Glu Ala Trp Asn Glu Ile Asp Ala Leu Pro Asn Leu Thr
 1 5 10 15

Leu Asp Gln Trp Leu Ala Phe Ile Asn Lys Leu Asp Asp
 20 25

<210> 141

<211> 29

<212> PRT

<213> artificial sequence

<220>

<223> Modified bacterial sequence

<400> 141

Glu Val Ile Glu Ala Trp Asp Glu Ile Asp Ala Leu Pro Asn Leu Thr
 1 5 10 15

Ile Asp Gln Trp Leu Ala Phe Ile Asn Lys Leu Asp Asp
 20 25

<210> 142

<211> 29

<212> PRT

<213> artificial sequence

<220>

<223> Modified bacterial sequence

<400> 142

Glu	Val	Ile	Glu	Ala	Trp	Asn	Glu	Ile	Asp	Gln	Leu	Pro	Asn	Leu	Thr
1				5					10					15	

Ile	Gln	Gln	Trp	Leu	Ala	Phe	Ile	Asn	Lys	Leu	Asp	Asp
			20					25				

<210> 143

<211> 29

<212> PRT

<213> artificial sequence

<220>

<223> Modified bacterial sequence

<400> 143

Glu	Val	Ile	Glu	Ala	Trp	Thr	Glu	Ile	Asp	His	Leu	Pro	Asn	Leu	Thr
1				5					10					15	

Ile	Glu	Gln	Trp	Leu	Ala	Phe	Ile	Asn	Lys	Leu	Asp	Asp
-----	-----	-----	-----	-----	-----	-----	-----	-----	-----	-----	-----	-----

20								25				
----	--	--	--	--	--	--	--	----	--	--	--	--

<210> 144

<211> 29

<212> PRT

<213> artificial sequence

<220>

<223> Modified bacterial sequence

<400> 144

Glu	Val	Ile	Gln	Ala	Trp	Asn	Glu	Ile	Asp	His	Leu	Pro	Asn	Leu	Thr
1				5					10					15	

Leu	Gln	Gln	Trp	Leu	Ala	Phe	Ile	Asn	Lys	Leu	Glu	Asp
			20					25				

<210> 145

<211> 29

<212> PRT

<213> artificial sequence

<220>

<223> Modified bacterial sequence

<400> 145

Glu	Val	Ile	Gln	Ala	Asn	Asn	Glu	Ile	Asp	Gln	Leu	Pro	Asn	Leu	Thr
1				5					10					15	

Ile Glu Gln Trp Leu Ala Phe Ile Asn Lys Leu His Asp
20 25

<210> 146

<211> 29

<212> PRT

<213> artificial sequence

<220>

<223> Modified bacterial sequence

<400> 146

Glu Val Leu His Ala Trp Ser Glu Ile Asp Lys Leu Pro Asn Leu Thr
1 5 10 15

Ile Glu Gln Trp Leu Ala Phe Ile Asn Lys Leu Asp Asp
20 25

<210> 147

<211> 29

<212> PRT

<213> artificial sequence

<220>

<223> Modified bacterial sequence

<400> 147

Glu Thr Ile Gln Ala Trp Asp Glu Ile Asp Lys Leu Pro Asn Leu Thr
1 5 10 15

Leu Asp Gln Trp Leu Ala Phe Ile Asn Lys Leu Ser Asp
20 25

<210> 148

<211> 29

<212> PRT

<213> artificial sequence

<220>

<223> Modified bacterial sequence

<400> 148

Glu Thr Leu Arg Ala Trp Asp Glu Ile Asp Lys Leu Pro Asn Leu Thr
1 5 10 15

Ile Gln Gln Trp Leu Ala Phe Ile Asn Lys Leu Ala Asp
20 25

<210> 149

<211> 29

<212> PRT

<213> artificial sequence

<220>

<223> Modified bacterial sequence

<400> 149

Glu	Val	Ile	Asp	Ala	Trp	Asn	Glu	Ile	Asp	His	Leu	Pro	Asn	Leu	Thr
1				5					10					15	

Ile	Glu	Gln	Trp	Leu	Ala	Phe	Ile	Asn	Lys	Leu	Glu	Asp
		20					25					

<210> 150

<211> 29

<212> PRT

<213> artificial sequence

<220>

<223> Modified bacterial sequence

<400> 150

Glu	Val	Ile	Asp	Ala	Trp	Asn	Glu	Ile	Asp	His	Leu	Pro	Asn	Leu	Thr
1				5					10					15	

Leu	Gln	Gln	Trp	Leu	Ala	Phe	Ile	Asn	Lys	Leu	Ala	Asp
-----	-----	-----	-----	-----	-----	-----	-----	-----	-----	-----	-----	-----

20												25
----	--	--	--	--	--	--	--	--	--	--	--	----

<210> 151

<211> 29

<212> PRT

<213> artificial sequence

<220>

<223> Modified bacterial sequence

<400> 151

Glu	Thr	Ile	Asp	Ala	Trp	Asn	Glu	Ile	Asp	Ala	Leu	Pro	Asn	Leu	Thr
1				5					10					15	

Leu	Asp	Gln	Trp	Leu	Ala	Phe	Ile	Asn	Lys	Leu	Asp	Asp
		20					25					

<210> 152

<211> 29

<212> PRT

<213> artificial sequence

<220>

<223> Modified bacterial sequence

<400> 152

Glu	Val	Ile	Glu	Ala	Trp	Asn	Glu	Ile	Asp	Gln	Leu	Pro	Asn	Leu	Thr
1				5					10					15	

Ile Glu Gln Trp Leu Ala Phe Ile Asn Lys Leu Asp Asp
20 25

<210> 153

<211> 29

<212> PRT

<213> artificial sequence

<220>

<223> Modified bacterial sequence

<400> 153

Glu Val Ile Arg Ala Trp Asp Glu Ile Asp Gln Leu Pro Asn Leu Thr
1 5 10 15

Leu Ser Gln Trp Leu Ala Phe Ile Asn Lys Leu Asp Asp
20 25

<210> 154

<211> 29

<212> PRT

<213> artificial sequence

<220>

<223> Modified bacterial sequence

<400> 154

Glu Val Ile Glu Ala Trp Asn Glu Ile Asp Arg Leu Pro Asn Leu Thr
1 5 10 15

Ile His Gln Trp Leu Ala Phe Ile Asn Lys Leu Asp Asp
20 25

<210> 155

<211> 29

<212> PRT

<213> artificial sequence

<220>

<223> Modified bacterial sequence

<400> 155

Glu Thr Ile Glu Ala Trp Asn Glu Ile Asp Gln Leu Pro Asn Leu Thr
1 5 10 15

Ile Glu Gln Trp Leu Ala Phe Ile Asn Lys Leu Asp Asp
20 25

<210> 156

<211> 29

<212> PRT

<213> artificial sequence

<220>

<223> Modified bacterial sequence

<400> 156

Glu Val Leu Thr Ala Trp Ala Glu Ile Asp Ala Leu Pro Asn Leu Thr
1 5 10 15

Leu Ser Gln Trp Leu Ala Phe Ile Asn Lys Leu Asp Asp
20 25

<210> 157

<211> 29

<212> PRT

<213> artificial sequence

<220>

<223> Modified bacterial sequence

<400> 157

Glu Val Ile Glu Ala Trp Asp Glu Ile Asp Lys Leu Pro Asn Leu Thr
1 5 10 15

Val Asp Gln Trp Leu Ala Phe Ile Asn Lys Leu Asp Asp

20 25

<210> 158

<211> 29

<212> PRT

<213> artificial sequence

<220>

<223> Modified bacterial sequence

<400> 158

Glu Val Ile Asp Ala Trp Asn Glu Ile Asp His Leu Pro Asn Leu Thr
1 5 10 15

Leu Thr Gln Trp Leu Ala Phe Ile Asn Lys Leu Asp Asp
20 25

<210> 159

<211> 29

<212> PRT

<213> artificial sequence

<220>

<223> Modified bacterial sequence

<400> 159

Glu Val Ile Asp Ala Trp Asn Glu Ile Asp His Leu Pro Asn Leu Thr

Glu Val Ile Glu Ala Trp Asn Glu Ile Asp Gln Leu Pro Asn Leu Thr
 1 5 10 15

Leu Asp Gln Trp Leu Ala Phe Ile Asn Lys Leu Asp Asp
 20 25

<210> 160

<211> 29

<212> PRT

<213> artificial sequence

<220>

<223> Modified bacterial sequence

<400> 160

Glu Thr Leu Gln Ala Trp Asp Glu Ile Asp His Leu Pro Asn Leu Thr
 1 5 10 15

Leu Asn Gln Trp Leu Ala Phe Ile Asn Lys Leu Asp Asp
 20 25

<210> 161

<211> 29

<212> PRT

<213> artificial sequence

<220>

<223> Modified bacterial sequence

<400> 161

Glu Val Ile Asp Ala Trp Asn Glu Ile Asp His Leu Pro Asn Leu Thr
 1 5 10 15

Ile Glu Gln Trp Leu Ala Phe Ile Asn Lys Leu Asp Asp
 20 25

<210> 162

<211> 29

<212> PRT

<213> artificial sequence

<220>

<223> Modified bacterial sequence

<400> 162

Glu Val Ile Glu Ala Trp Asn Glu Ile Asp Leu Leu Pro Asn Leu Thr
 1 5 10 15

Leu Ser Gln Trp Leu Ala Phe Ile Asn Lys Leu Asp Asp
 20 25

<210> 163

<211> 29

<212> PRT

<213> artificial sequence

<220>

<223> Modified bacterial sequence

<400> 163

Glu	Val	Ile	Asp	Ala	Trp	Asp	Glu	Ile	Asp	Arg	Leu	Pro	Asn	Leu	Thr
1				5					10					15	

Leu	Lys	Gln	Trp	Leu	Ala	Phe	Ile	Asn	Lys	Leu	Asp	Asp
			20					25				

<210> 164

<211> 29

<212> PRT

<213> artificial sequence

<220>

<223> Modified bacterial sequence

<400> 164

Glu	Thr	Leu	His	Ala	Trp	Asp	Glu	Ile	Asp	Lys	Leu	Pro	Asn	Leu	Thr
1				5					10					15	

Ile	Glu	Gln	Trp	Leu	Ala	Phe	Ile	Asn	Lys	Leu	Asp	Asp
				20								25

<210> 165

<211> 29

<212> PRT

<213> artificial sequence

<220>

<223> Modified bacterial sequence

<400> 165

Glu	Val	Ile	Lys	Ala	Trp	Asp	Glu	Ile	Asp	His	Leu	Pro	Asn	Leu	Thr
1				5					10					15	

Leu	Asn	Gln	Trp	Leu	Ala	Phe	Ile	Asn	Lys	Leu	Asp	Asp
			20					25				

<210> 166

<211> 29

<212> PRT

<213> artificial sequence

<220>

<223> Modified bacterial sequence

<400> 166

Glu	Val	Ile	Glu	Ala	Trp	Asn	Glu	Ile	Asp	His	Leu	Pro	Asn	Leu	Thr
1				5					10					15	

Leu	Ala	Gln	Trp	Leu	Ala	Phe	Ile	Asn	Lys	Leu	Asp	Asp
		20						25				

<210> 167

<211> 29

<212> PRT

<213> artificial sequence

<220>

<223> Modified bacterial sequence

<400> 167

Glu	Val	Ile	Gln	Ala	Trp	Asn	Glu	Ile	Asp	His	Leu	Pro	Asn	Leu	Thr
1				5					10					15	

Ile	Asp	Gln	Trp	Leu	Ala	Phe	Ile	Thr	Lys	Leu	Glu	Asp
		20						25				

<210> 168

<211> 29

<212> PRT

<213> artificial sequence

<220>

<223> Modified bacterial sequence

<400> 168

Glu	Val	Ile	Glu	Ala	Trp	Asn	Glu	Ile	Asp	Arg	Leu	Pro	Asn	Leu	Thr
1				5					10					15	

Ile	Lys	Gln	Trp	Leu	Ala	Phe	Ile	Asn	Lys	Leu	Asp	Asp
		20						25				

<210> 169

<211> 29

<212> PRT

<213> artificial sequence

<220>

<223> Modified bacterial sequence

<400> 169

Glu	Val	Ile	Glu	Ala	Trp	Asn	Glu	Ile	Asp	Ser	Leu	Pro	Asn	Leu	Thr
1				5					10					15	

Leu	Gln	Gln	Trp	Leu	Ala	Phe	Ile	Asn	Lys	Leu	Asp	Asp
		20						25				

<210> 170

<211> 29

<212> PRT

<213> artificial sequence

<220>

<223> Modified bacterial sequence

<400> 170

Glu	Thr	Ile	Asp	Ala	Trp	Asn	Glu	Ile	Asp	Lys	Leu	Pro	Asn	Leu	Thr
1				5					10					15	

Ile	Glu	Gln	Trp	Leu	Ala	Phe	Ile	Asn	Lys	Leu	Asp	Asp
			20					25				

<210> 171

<211> 29

<212> PRT

<213> artificial sequence

<220>

<223> Modified bacterial sequence

<400> 171

Glu	Val	Leu	Glu	Ala	Trp	Ala	Glu	Ile	Asp	Ala	Leu	Pro	Asn	Leu	Thr
1				5					10					15	

Ile	Ala	Gln	Trp	Leu	Ala	Phe	Ile	Asn	Lys	Leu	Asp	Asp
-----	-----	-----	-----	-----	-----	-----	-----	-----	-----	-----	-----	-----

20

25

<210> 172

<211> 29

<212> PRT

<213> artificial sequence

<220>

<223> Modified bacterial sequence

<400> 172

Glu	Thr	Ile	Asp	Ala	Trp	Asn	Glu	Ile	Asp	Arg	Leu	Pro	Asn	Leu	Thr
1				5					10					15	

Ile	Glu	Gln	Trp	Leu	Ala	Phe	Ile	Asn	Lys	Leu	Asp	Asp
			20					25				

<210> 173

<211> 29

<212> PRT

<213> artificial sequence

<220>

<223> Modified bacterial sequence

<400> 173

Glu	Thr	Leu	Lys	Ala	Trp	Asp	Glu	Ile	Asp	Arg	Leu	Pro	Asn	Leu	Thr
1				5					10					15	

Leu	Glu	Gln	Trp	Leu	Ala	Phe	Ile	Asn	Lys	Leu	Asp	Asp
		20						25				

<210> 174

<211> 29

<212> PRT

<213> artificial sequence

<220>

<223> Modified bacterial sequence

<400> 174

Glu	Thr	Ile	Ala	Ala	Trp	Asn	Glu	Ile	Asp	Ala	Leu	Pro	Asn	Leu	Thr
1				5					10					15	

Leu	Gln	Gln	Trp	Leu	Ala	Phe	Ile	Asn	Lys	Leu	Asp	Asp
		20						25				

<210> 175

<211> 29

<212> PRT

<213> artificial sequence

<220>

<223> Modified bacterial sequence

<400> 175

Glu	Val	Leu	Gln	Ala	Trp	Asn	Glu	Ile	Asp	His	Leu	Pro	Asn	Leu	Thr
1				5					10					15	

Ile	Gln	Gln	Trp	Leu	Ala	Phe	Ile	Asn	Lys	Leu	Asp	Asp
		20						25				

<210> 176

<211> 29

<212> PRT

<213> artificial sequence

<220>

<223> Modified bacterial sequence

<400> 176

Glu	Val	Ile	Glu	Ala	Trp	Ser	Glu	Ile	Asp	His	Leu	Pro	Asn	Leu	Thr
1				5					10					15	

Leu	Gln	Gln	Trp	Leu	Ala	Phe	Ile	Asn	Lys	Leu	Asp	Asp
		20						25				

<210> 177

<211> 29

<212> PRT

<213> artificial sequence

<220>

<223> Modified bacterial sequence

<400> 177

Glu	Val	Ile	Asp	Ala	Trp	Asn	Glu	Ile	Asp	Gly	Leu	Pro	Asn	Leu	Thr
1				5					10					15	

Ile	Glu	Gln	Trp	Leu	Ala	Phe	Ile	Asn	Lys	Leu	Asp	Asp
		20						25				

<210> 178

<211> 29

<212> PRT

<213> artificial sequence

<220>

<223> Modified bacterial sequence

<400> 178

Glu	Val	Ile	His	Ala	Trp	Asn	Glu	Ile	Asp	His	Leu	Pro	Asn	Leu	Thr
1				5					10					15	

Leu	Asn	Gln	Trp	Leu	Ala	Phe	Ile	Asn	Lys	Leu	Glu	Asp

20

25

<210> 179

<211> 29

<212> PRT

<213> artificial sequence

<220>

<223> Modified bacterial sequence

<400> 179

Glu	Val	Leu	Asp	Ala	Trp	Asn	Glu	Ile	Asp	Ser	Leu	Pro	Asn	Leu	Thr
1				5					10					15	

Leu	Asp	Gln	Trp	Leu	Ala	Phe	Ile	Asn	Lys	Leu	Asp	Asp
		20						25				

<210> 180

<211> 29

<212> PRT

<213> artificial sequence

<220>

<223> Modified bacterial sequence

<400> 180

Glu Gln Ile Glu Ala Trp Asn Glu Ile Asp Arg Leu Pro Asn Leu Thr
1 5 10 15

Leu Glu Gln Trp Leu Ala Phe Ile Asn Lys Leu Asp Asp
20 25

<210> 181

<211> 29

<212> PRT

<213> artificial sequence

<220>

<223> Modified bacterial sequence

<400> 181

Glu Val Val Asp Ala Trp Asn Glu Ile Asp Ala Leu Pro Asn Leu Thr
1 5 10 15

Leu Gln Gln Trp Leu Ala Phe Ile Asn Lys Leu Asp Asp
20 25

<210> 182

<211> 29

<212> PRT

<213> artificial sequence

<220>

<223> Modified bacterial sequence

<400> 182

Glu Val Ile Glu Ala Trp Asn Glu Ile Asp Lys Leu Pro Asn Leu Thr
1 5 10 15

Ile Glu Gln Trp Leu Ala Phe Ile Asn Lys Leu Asp Asp
20 25

<210> 183

<211> 29

<212> PRT

<213> artificial sequence

<220>

<223> Modified bacterial sequence

<400> 183

Glu Val Ile Glu Ala Asn Asp Glu Ile Asp Arg Leu Pro Asn Leu Thr
1 5 10 15

Ile Glu Gln Trp Leu Ala Phe Ile Asn Lys Leu His Asp
20 25

<210> 184

<211> 29

<212> PRT

<213> artificial sequence

<220>

<223> Modified bacterial sequence

<400> 184

Glu	Thr	Leu	Gln	Ala	Trp	Asp	Glu	Ile	Asp	Lys	Leu	Pro	Asn	Leu	Thr
1				5					10					15	

Ile	Glu	Gln	Trp	Leu	Ala	Phe	Ile	Asn	Lys	Leu	Asp	Asp
			20					25				

<210> 185

<211> 29

<212> PRT

<213> artificial sequence

<220>

<223> Modified bacterial sequence

<400> 185

Glu	Val	Ile	Glu	Ala	Trp	Asp	Glu	Ile	Asp	His	Leu	Pro	Asn	Leu	Thr
1				5					10					15	

Ile	Asp	Gln	Trp	Leu	Ala	Phe	Ile	Asn	Lys	Leu	Ala	Asp
-----	-----	-----	-----	-----	-----	-----	-----	-----	-----	-----	-----	-----

20

25

<210> 186

<211> 29

<212> PRT

<213> artificial sequence

<220>

<223> Modified bacterial sequence

<400> 186

Glu	Thr	Ile	Asp	Ala	Trp	Asn	Glu	Ile	Asp	His	Leu	Pro	Asn	Leu	Thr
1				5					10					15	

Leu	Gln	Gln	Trp	Leu	Ala	Phe	Ile	Asn	Lys	Leu	Ala	Asp
			20					25				

<210> 187

<211> 29

<212> PRT

<213> artificial sequence

<220>

<223> Modified bacterial sequence

<400> 187

Glu	Val	Ile	Asp	Ala	Trp	Asp	Glu	Ile	Asp	Lys	Leu	Pro	Asn	Leu	Thr
1				5					10					15	

Ile	Glu	Gln	Trp	Leu	Ala	Phe	Ile	Asn	Lys	Leu	Asp	Asp
		20						25				

<210> 188

<211> 29

<212> PRT

<213> artificial sequence

<220>

<223> Modified bacterial sequence

<400> 188

Glu	Val	Ile	Glu	Ala	Trp	Asn	Glu	Ile	Asp	Lys	Leu	Pro	Asn	Leu	Thr
1				5					10					15	

Leu	Ala	Gln	Trp	Leu	Ala	Phe	Ile	Asn	Lys	Leu	Asp	Asp
		20						25				

<210> 189

<211> 29

<212> PRT

<213> artificial sequence

<220>

<223> Modified bacterial sequence

<400> 189

Glu	Val	Leu	Gln	Ala	Trp	Asp	Glu	Ile	Asp	Lys	Leu	Pro	Asn	Leu	Thr
1				5					10					15	

Ile	Gln	Gln	Trp	Leu	Ala	Phe	Ile	Asn	Lys	Leu	Asp	Asp
		20						25				

<210> 190

<211> 29

<212> PRT

<213> artificial sequence

<220>

<223> Modified bacterial sequence

<400> 190

Glu	Val	Ile	Ala	Ala	Trp	Asn	Glu	Ile	Asp	Gly	Leu	Pro	Asn	Leu	Thr
1				5					10					15	

Leu	Gln	Gln	Trp	Leu	Ala	Phe	Ile	Asn	Lys	Leu	Asp	Asp
-----	-----	-----	-----	-----	-----	-----	-----	-----	-----	-----	-----	-----

20

25

<210> 191

<211> 29

<212> PRT

<213> artificial sequence

<220>

<223> Modified bacterial sequence

<400> 191

Glu	Thr	Leu	Asn	Ala	Trp	Asn	Glu	Ile	Asp	Ala	Leu	Pro	Asn	Leu	Thr
1			5						10					15	

Leu	Gln	Gln	Trp	Leu	Ala	Phe	Ile	Asn	Lys	Leu	Asp	Asp
			20					25				

<210> 192

<211> 29

<212> PRT

<213> artificial sequence

<220>

<223> Modified bacterial sequence

<400> 192

Glu	Val	Leu	Ser	Ala	Trp	Asn	Glu	Ile	Asp	Gln	Leu	Pro	Asn	Leu	Thr
1			5						10					15	

Leu	Glu	Gln	Trp	Leu	Ala	Phe	Ile	Asn	Lys	Leu	Asp	Asp
-----	-----	-----	-----	-----	-----	-----	-----	-----	-----	-----	-----	-----

20

25

<210> 193

<211> 29

<212> PRT

<213> artificial sequence

<220>

<223> Modified bacterial sequence

<400> 193

Glu	Thr	Leu	Glu	Ala	Trp	Asp	Glu	Ile	Asp	His	Leu	Pro	Asn	Leu	Thr
1			5						10					15	

Leu	His	Gln	Trp	Leu	Ala	Phe	Ile	Asn	Lys	Leu	Asp	Asp
			20					25				

<210> 194

<211> 29

<212> PRT

<213> artificial sequence

<220>

<223> Modified bacterial sequence

<400> 194

Glu	Gln	Ile	Glu	Ala	Trp	Asn	Glu	Ile	Asp	His	Leu	Pro	Asn	Leu	Thr
1				5					10					15	

Leu	Gln	Gln	Trp	Leu	Ala	Phe	Ile	Asn	Lys	Leu	Ala	Asp
			20					25				

<210> 195

<211> 29

<212> PRT

<213> artificial sequence

<220>

<223> Modified bacterial sequence

<400> 195

Glu	Val	Val	Glu	Ala	Trp	Asp	Glu	Ile	Asp	Lys	Leu	Pro	Asn	Leu	Thr
1				5					10					15	

Ile	Glu	Gln	Trp	Leu	Ala	Phe	Ile	Asn	Lys	Leu	Asp	Asp
			20					25				

<210> 196

<211> 29

<212> PRT

<213> artificial sequence

<220>

<223> Modified bacterial sequence

<400> 196

Glu	Val	Leu	Glu	Ala	Trp	Asn	Glu	Ile	Asp	Glu	Leu	Pro	Asn	Leu	Thr
1				5					10					15	

Ile	Glu	Gln	Trp	Leu	Ala	Phe	Ile	Asn	Lys	Leu	Asp	Asp
			20					25				

<210> 197

<211> 29

<212> PRT

<213> artificial sequence

<220>

<223> Modified bacterial sequence

<400> 197

Glu	Val	Ile	Asp	Ala	Trp	Asn	Glu	Ile	Asp	Gln	Leu	Pro	Asn	Leu	Thr
1				5					10					15	

Leu Gln Gln Trp Leu Ala Phe Ile Asn Lys Leu Asp Asp
 20 25

<210> 198

<211> 29

<212> PRT

<213> artificial sequence

<220>

<223> Modified bacterial sequence

<400> 198

Glu Thr Ile Asp Ala Trp Asp Glu Ile Asp Lys Leu Pro Asn Leu Thr
 1 5 10 15

Leu Ser Gln Trp Leu Ala Phe Ile Asn Lys Leu Asp Asp
 20 25

<210> 199

<211> 29

<212> PRT

<213> artificial sequence

<220>

<223> Modified bacterial sequence

<400> 199

Glu Thr Ile Asp Ala Trp Asn Glu Ile Asp Gln Leu Pro Asn Leu Thr
 1 5 10 15

Leu Gln Gln Trp Leu Ala Phe Ile Asn Lys Leu Asp Asp

20 25

<210> 200

<211> 29

<212> PRT

<213> artificial sequence

<220>

<223> Modified bacterial sequence

<400> 200

Glu Val Ile Gln Ala Trp Asp Glu Ile Asp Ala Leu Pro Asn Leu Thr
 1 5 10 15

Leu Asn Gln Trp Leu Ala Phe Ile Asn Lys Leu Asp Asp
 20 25

<210> 201

<211> 29

<212> PRT

<213> artificial sequence

<220>

<223> Modified bacterial sequence

<400> 201

Glu Val Leu Asp Ala Trp Ala Glu Ile Asp Gln Leu Pro Asn Leu Thr
1 5 10 15

Leu Gln Gln Trp Leu Ala Phe Ile Asn Lys Leu Asp Asp
20 25

<210> 202

<211> 29

<212> PRT

<213> artificial sequence

<220>

<223> Modified bacterial sequence

<400> 202

Glu His Ile Ala Ala Trp Asp Glu Ile Asp Ala Leu Pro Asn Leu Thr
1 5 10 15

Ile Glu Gln Trp Leu Ala Phe Ile Asn Lys Leu Asp Asp
20 25

<210> 203

<211> 29

<212> PRT

<213> artificial sequence

<220>

<223> Modified bacterial sequence

<400> 203

Glu Val Ile Arg Ala Trp Asp Glu Ile Asp Ala Leu Pro Asn Leu Thr
1 5 10 15

Ile Glu Gln Trp Leu Ala Phe Ile Asn Lys Leu Asp Asp
20 25

<210> 204

<211> 29

<212> PRT

<213> artificial sequence

<220>

<223> Modified bacterial sequence

<400> 204

Glu Val Ile Asp Ala Trp Asp Glu Ile Asp Ala Leu Pro Asn Leu Thr
1 5 10 15

Ile Asp Gln Trp Leu Ala Phe Ile Asn Lys Leu Ala Asp
20 25

<210> 205

<211> 29

<212> PRT

<213> artificial sequence

<220>

<223> Modified bacterial sequence

<400> 205

Glu Val Ile Asp Ala Trp Asn Glu Ile Asp Arg Leu Pro Asn Leu Thr
1 5 10 15

Ile Gln Gln Trp Leu Ala Phe Ile Asn Lys Leu Asp Asp
20 25

<210> 206

<211> 29

<212> PRT

<213> artificial sequence

<220>

<223> Modified bacterial sequence

<400> 206

Glu Val Ile Thr Ala Trp Asn Glu Ile Asp His Leu Pro Asn Leu Thr
1 5 10 15

Leu Ser Gln Trp Leu Ala Phe Ile Asn Lys Leu Asp Asp

20 25

<210> 207

<211> 29

<212> PRT

<213> artificial sequence

<220>

<223> Modified bacterial sequence

<400> 207

Glu Val Ile Asp Ala Trp Asn Glu Ile Asp Ala Leu Pro Asn Leu Thr
1 5 10 15

Ile His Gln Trp Leu Ala Phe Ile Asn Lys Leu Asp Asp
20 25

<210> 208

<211> 29

<212> PRT

<213> artificial sequence

<220>

<223> Modified bacterial sequence

<400> 208

Glu	Gln	Leu	Lys	Ala	Trp	Asp	Glu	Ile	Asp	Lys	Leu	Pro	Asn	Leu	Thr
1				5					10					15	

Ile	Glu	Gln	Trp	Leu	Ala	Phe	Ile	Glu	Lys	Leu	Gln	Asp
			20					25				

<210> 209

<211> 29

<212> PRT

<213> artificial sequence

<220>

<223> Modified bacterial sequence

<400> 209

Glu	His	Ile	Asp	Ala	Trp	Thr	Glu	Ile	Asp	His	Leu	Pro	Asn	Leu	Thr
1				5					10					15	

Ile	Glu	Gln	Trp	Leu	Ala	Phe	Ile	Asn	Lys	Leu	Asp	Asp
			20					25				

<210> 210

<211> 29

<212> PRT

<213> artificial sequence

<220>

<223> Modified bacterial sequence

<400> 210

Glu	Gln	Leu	Arg	Ala	Trp	Asp	Glu	Ile	Asp	Lys	Leu	Pro	Asn	Leu	Thr
1				5					10					15	

Ile	Glu	Gln	Trp	Leu	Ala	Phe	Ile	Asn	Lys	Leu	Gln	Asp
			20					25				

<210> 211

<211> 29

<212> PRT

<213> artificial sequence

<220>

<223> Modified bacterial sequence

<400> 211

Glu	Val	Leu	Gln	Ala	Trp	Arg	Glu	Ile	Asn	Ser	Leu	Pro	Asn	Leu	Thr
-----	-----	-----	-----	-----	-----	-----	-----	-----	-----	-----	-----	-----	-----	-----	-----

Glu Val Ser Glu Ala Trp Arg Glu Asn Asp Ser Leu Thr Asn Ser Thr
 1 5 10 15

Ile Ala Gln Trp Leu Ala Phe Ile Asn Lys Leu Asp Asp
 20 25

<210> 212

<211> 29

<212> PRT

<213> artificial sequence

<220>

<223> Modified bacterial sequence

<400> 212

Glu Val Ile Gln Ala Trp Asn Glu Ile Asp Lys Leu Pro Asn Leu Thr
 1 5 10 15

Ile Glu Gln Trp Leu Ala Phe Ile Asn Lys Leu Asp Asp
 20 25

<210> 213

<211> 29

<212> PRT

<213> artificial sequence

<220>

<223> Modified bacterial sequence

<400> 213

Glu His Val Glu Ala Trp Asn Glu Ile Asp Gln Leu Pro Asn Leu Thr
 1 5 10 15

Ile Glu Gln Trp Leu Ala Phe Ile Asn Lys Leu Ala Asp

20

25

<210> 214

<211> 29

<212> PRT

<213> artificial sequence

<220>

<223> Modified bacterial sequence

<400> 214

Glu Val Ile Asp Ala Trp Asp Glu Ile Asp Ala Leu Pro Asn Leu Thr
 1 5 10 15

Ile Asp Gln Trp Leu Ala Phe Ile Asn Lys Leu Ser Asp
 20 25

<210> 215

<211> 29

<212> PRT

<213> artificial sequence

<220>

<223> Modified bacterial sequence

<400> 215

Glu	Val	Ile	Glu	Ala	Trp	Asn	Glu	Ile	Asp	His	Leu	Pro	Asn	Leu	Thr
1				5					10					15	

Ile	Glu	Gln	Trp	Leu	Ala	Phe	Ile	Asn	Lys	Leu	Asp	Asp
		20						25				

<210> 216

<211> 29

<212> PRT

<213> artificial sequence

<220>

<223> Modified bacterial sequence

<400> 216

Glu	Val	Leu	Gln	Ala	Trp	Asp	Glu	Ile	Asp	Lys	Leu	Pro	Asn	Leu	Thr
1				5					10					15	

Ile	Glu	Gln	Trp	Leu	Ala	Phe	Ile	Asn	Lys	Leu	Ser	Asp
		20						25				

<210> 217

<211> 29

<212> PRT

<213> artificial sequence

<220>

<223> Modified bacterial sequence

<400> 217

Glu	Val	Ile	Lys	Ala	Trp	Asn	Glu	Ile	Asp	Ser	Leu	Pro	Asn	Leu	Thr
1				5					10					15	

Ile	Glu	Gln	Trp	Leu	Ala	Phe	Ile	Asn	Lys	Leu	Asp	Asp
		20						25				

<210> 218

<211> 29

<212> PRT

<213> artificial sequence

<220>

<223> Modified bacterial sequence

<400> 218

Glu Val Leu Glu Ala Trp His Glu Ile Asp Leu Leu Pro Asn Leu Thr
 1 5 10 15

Ile Gln Gln Trp Leu Ala Phe Ile Asn Lys Leu Asp Asp
 20 25

<210> 219

<211> 29

<212> PRT

<213> artificial sequence

<220>

<223> Modified bacterial sequence

<400> 219

Glu Val Leu Glu Ala Trp Thr Glu Ile Asp Arg Leu Pro Asn Leu Thr
 1 5 10 15

Leu Asp Gln Trp Leu Ala Phe Ile Asn Lys Leu Asp Asp
 20 25

<210> 220

<211> 29

<212> PRT

<213> artificial sequence

<220>

<223> Modified bacterial sequence

<400> 220

Glu Gln Leu Tyr Ala Trp Asn Glu Ile Asp His Leu Pro Asn Leu Thr
 1 5 10 15

Ile Glu Gln Trp Leu Ala Phe Ile Glu Lys Leu Gln Asp
 20 25

<210> 221

<211> 29

<212> PRT

<213> artificial sequence

<220>

<223> Modified bacterial sequence

<400> 221

Glu Val Leu Asn Ala Trp Asp Glu Ile Asp Lys Leu Pro Asn Leu Thr
 1 5 10 15

Ile Lys Gln Trp Leu Ala Phe Ile Asn Lys Leu Asp Asp
 20 25

<210> 222

<211> 29

<212> PRT

<213> artificial sequence

<220>

<223> Modified bacterial sequence

<400> 222

Glu	Val	Ile	Arg	Ala	Trp	Asp	Glu	Ile	Asp	Lys	Leu	Pro	Asn	Leu	Thr
1				5					10					15	

Val	Glu	Gln	Trp	Leu	Ala	Phe	Ile	Asn	Lys	Leu	Asp	Asp
		20						25				

<210> 223

<211> 29

<212> PRT

<213> artificial sequence

<220>

<223> Modified bacterial sequence

<400> 223

Glu	Val	Val	Gln	Ala	Trp	Asp	Glu	Ile	Asp	Gln	Leu	Pro	Asn	Leu	Thr
1				5					10					15	

Leu	Glu	Gln	Trp	Leu	Ala	Phe	Ile	Asn	Lys	Leu	Asp	Asp
		20						25				

<210> 224

<211> 29

<212> PRT

<213> artificial sequence

<220>

<223> Modified bacterial sequence

<400> 224

Glu	Val	Ile	Arg	Ala	Trp	Asp	Glu	Ile	Asp	Gln	Leu	Pro	Asn	Leu	Thr
1				5					10					15	

Leu	Glu	Gln	Trp	Leu	Ala	Phe	Ile	Asn	Lys	Leu	Asp	Asp
		20						25				

<210> 225

<211> 29

<212> PRT

<213> artificial sequence

<220>

<223> Modified bacterial sequence

<400> 225

Glu Thr Ile Asp Ala Trp Asn Glu Ile Asp His Leu Pro Asn Leu Thr
 1 5 10 15

Leu Asp Gln Trp Leu Ala Phe Ile Asn Lys Leu Asp Asp
 20 25

<210> 226

<211> 29

<212> PRT

<213> artificial sequence

<220>

<223> Modified bacterial sequence

<400> 226

Glu Val Val Ala Ala Trp Thr Glu Ile Asp Leu Leu Pro Asn Leu Thr
 1 5 10 15

Leu Asp Gln Trp Leu Ala Phe Ile Asn Lys Leu Glu Asp
 20 25

<210> 227

<211> 29

<212> PRT

<213> artificial sequence

<220>

<223> Modified bacterial sequence

<400> 227

Glu Val Val Ala Ala Trp Asp Glu Ile Asp Ala Leu Pro Asn Leu Thr
 1 5 10 15

Ile Glu Gln Trp Leu Ala Phe Ile Asn Lys Leu Ser Asp
 20 25

<210> 228

<211> 29

<212> PRT

<213> artificial sequence

<220>

<223> Modified bacterial sequence

<400> 228

Glu Thr Leu Glu Ala Trp Arg Glu Ile Asp Ser Leu Pro Asn Leu Thr
 1 5 10 15

Leu Glu Gln Trp Leu Ala Phe Ile Asn Lys Leu Asp Asp
 20 25

<210> 229

<211> 29

<212> PRT

<213> artificial sequence

<220>

<223> Modified bacterial sequence

<400> 229

Glu	Val	Ile	Lys	Ala	Trp	Asn	Glu	Ile	Asp	His	Leu	Pro	Asn	Leu	Thr
1			5						10					15	

Leu	Asp	Gln	Trp	Leu	Ala	Phe	Ile	Asn	Lys	Leu	Asp	Asp
		20						25				

<210> 230

<211> 29

<212> PRT

<213> artificial sequence

<220>

<223> Modified bacterial sequence

<400> 230

Glu	Val	Leu	Glu	Ala	Trp	Thr	Glu	Ile	Asp	Lys	Leu	Pro	Asn	Leu	Thr
1			5						10					15	

Ile	Asp	Gln	Trp	Leu	Ala	Phe	Ile	Asn	Lys	Leu	Asp	Asp
		20						25				

<210> 231

<211> 29

<212> PRT

<213> artificial sequence

<220>

<223> Modified bacterial sequence

<400> 231

Glu	Thr	Leu	Glu	Ala	Trp	Asp	Glu	Ile	Asp	Lys	Leu	Pro	Asn	Leu	Thr
1			5						10					15	

Ile	Asp	Gln	Trp	Leu	Ala	Phe	Ile	Asn	Lys	Leu	Asp	Asp
		20						25				

<210> 232

<211> 29

<212> PRT

<213> artificial sequence

<220>

<223> Modified bacterial sequence

<400> 232

```
Glu Val Ile Glu Ala Trp Asn Glu Ile Asp Lys Leu Pro Asn Leu Thr
1           5           10           15
```

```
Ile Asp Gln Trp Leu Ala Phe Ile Asn Lys Leu Asp Asp
          20           25
```

<210> 233

<211> 29

<212> PRT

<213> artificial sequence

<220>

<223> Modified bacterial sequence

<400> 233

```
Glu Thr Ile Asp Ala Trp Asn Glu Ile Asp Lys Leu Pro Asn Leu Thr
1           5           10           15
```

```
Leu Glu Gln Trp Leu Ala Phe Ile Asn Lys Leu Asp Asp
          20           25
```

<210> 234

<211> 29

<212> PRT

<213> artificial sequence

<220>

<223> Modified bacterial sequence

<400> 234

```
Glu Thr Leu Asp Ala Trp Asp Glu Ile Asp Ala Leu Pro Asn Leu Thr
1           5           10           15
```

```
Ile Asp Gln Trp Leu Ala Phe Ile Asn Lys Leu Glu Asp
```

```
20           25
```

<210> 235

<211> 29

<212> PRT

<213> artificial sequence

<220>

<223> Modified bacterial sequence

<400> 235

```
Glu Val Leu Ser Ala Trp Asn Glu Ile Asp His Leu Pro Asn Leu Thr
1           5           10           15
```

```
Ile Gln Gln Trp Leu Ala Phe Ile Asn Lys Leu Asp Asp
```

 20 25

<210> 236

<211> 29

<212> PRT

<213> artificial sequence

<220>

<223> Modified bacterial sequence

<400> 236

Glu Val Ile Gln Ala Asn Asp Glu Ile Asp Lys Leu Pro Asn Leu Thr
 1 5 10 15

Ile Glu Gln Trp Leu Ala Phe Ile His Lys Leu His Asp
 20 25

<210> 237

<211> 29

<212> PRT

<213> artificial sequence

<220>

<223> Modified bacterial sequence

<400> 237

Glu His Leu Asp Ala Trp Asp Glu Ile Asp His Leu Pro Asn Leu Thr
 1 5 10 15

Ile Gln Gln Trp Leu Ala Phe Ile Asn Lys Leu Ala Asp
 20 25

<210> 238

<211> 29

<212> PRT

<213> artificial sequence

<220>

<223> Modified bacterial sequence

<400> 238

Glu Val Ile Gln Ala Trp Asn Glu Ile Asp Gln Leu Pro Asn Leu Thr
 1 5 10 15

Ile Glu Gln Trp Leu Ala Phe Ile Asn Lys Leu Asp Asp
 20 25

<210> 239

<211> 29

<212> PRT

<213> artificial sequence

<220>

<223> Modified bacterial sequence

<400> 239

Glu	Val	Ile	Glu	Ala	Trp	Asn	Glu	Ile	Asp	Tyr	Leu	Pro	Asn	Leu	Thr
1				5					10					15	

Ile	Ala	Gln	Trp	Ile	Ala	Phe	Ile	Asn	Lys	Leu	Asp	Asp
			20					25				

<210> 240

<211> 29

<212> PRT

<213> artificial sequence

<220>

<223> Modified bacterial sequence

<400> 240

Glu	Thr	Ile	Gln	Ala	Trp	Asp	Glu	Ile	Asp	Arg	Leu	Pro	Asn	Leu	Thr
1				5					10					15	

Leu	Gln	Gln	Trp	Leu	Ala	Phe	Ile	Asn	Lys	Leu	Asp	Asp
			20					25				

<210> 241

<211> 29

<212> PRT

<213> artificial sequence

<220>

<223> Modified bacterial sequence

<400> 241

Glu	Thr	Ile	Gln	Ala	Trp	Asp	Glu	Ile	Asp	Lys	Leu	Pro	Asn	Leu	Thr
1				5					10					15	

Ile	Glu	Gln	Trp	Leu	Ala	Phe	Ile	Asn	Lys	Leu	Asp	Asp

20

25

<210> 242

<211> 29

<212> PRT

<213> artificial sequence

<220>

<223> Modified bacterial sequence

<400> 242

Glu	Thr	Leu	Asp	Ala	Trp	Ala	Glu	Ile	Asp	His	Leu	Pro	Asn	Leu	Thr
1				5					10					15	

Ile Glu Gln Trp Leu Ala Phe Ile Asn Lys Leu Asp Asp
20 25

<210> 243

<211> 29

<212> PRT

<213> artificial sequence

<220>

<223> Modified bacterial sequence

<400> 243

Glu Val Ile Glu Ala Trp Asp Glu Ile Asp Lys Leu Pro Asn Leu Thr
1 5 10 15

Leu Asn Gln Trp Leu Ala Phe Ile Asn Lys Leu Asp Asp
20 25

<210> 244

<211> 29

<212> PRT

<213> artificial sequence

<220>

<223> Modified bacterial sequence

<400> 244

Glu Val Leu Asp Ala Trp Asn Glu Ile Asp Gln Leu Pro Asn Leu Thr
1 5 10 15

Ile Glu Gln Trp Leu Ala Phe Ile Asn Lys Leu Asp Asp
20 25

<210> 245

<211> 29

<212> PRT

<213> artificial sequence

<220>

<223> Modified bacterial sequence

<400> 245

Glu Val Leu His Ala Trp Asn Glu Ile Asp His Leu Pro Asn Leu Thr
1 5 10 15

Ile Glu Gln Trp Leu Ala Phe Ile Glu Lys Leu Glu Asp
20 25

<210> 246

<211> 29

<212> PRT

<213> artificial sequence

<220>

<223> Modified bacterial sequence

<400> 246

Glu	Val	Ile	Glu	Ala	Trp	Gln	Glu	Ile	Asp	Lys	Leu	Pro	Asn	Leu	Thr
1				5					10					15	

Ile	Asp	Gln	Trp	Leu	Ala	Phe	Ile	Asn	Lys	Leu	Asp	Asp
			20					25				

<210> 247

<211> 29

<212> PRT

<213> artificial sequence

<220>

<223> Modified bacterial sequence

<400> 247

Glu	Val	Val	Asp	Ala	Trp	Asn	Glu	Ile	Asp	Gln	Leu	Pro	Asn	Leu	Thr
1				5					10					15	

Ile	Glu	Gln	Trp	Leu	Ala	Phe	Ile	Asn	Lys	Leu	Asp	Asp
			20					25				

<210> 248

<211> 29

<212> PRT

<213> artificial sequence

<220>

<223> Modified bacterial sequence

<400> 248

Glu	Gln	Ile	Glu	Ala	Trp	Asn	Glu	Ile	Asp	Ala	Leu	Pro	Asn	Leu	Thr
1				5					10					15	

Ile	Glu	Gln	Trp	Leu	Ala	Phe	Ile	Asn	Lys	Leu	Ala	Asp
-----	-----	-----	-----	-----	-----	-----	-----	-----	-----	-----	-----	-----

20

25

<210> 249

<211> 49

<212> PRT

<213> artificial sequence

<220>

<223> Modified bacterial sequence

<400> 249

Lys	Glu	Val	Leu	Glu	Ala	Trp	Asp	Glu	Ile	Asp	Arg	Leu	Pro	Asn	Leu
1				5					10					15	

Thr Ile Glu Gln Trp Leu Ala Phe Ile Asn Lys Leu Asp Asp Asp Pro
 20 25 30

Ser Gln Ser Ser Glu Leu Leu Ser Glu Ala Lys Lys Leu Asn Asp Ser
 35 40 45

Gln

<210> 250

<211> 49

<212> PRT

<213> artificial sequence

<220>

<223> Modified bacterial sequence

<400> 250

Lys Glu Val Leu Glu Ala Trp Asn Glu Ile Asp Arg Leu Pro Asn Leu
 1 5 10 15

Thr Ile Glu Gln Trp Leu Ala Phe Ile Asn Lys Leu Asp Asp Asp Pro
 20 25 30

Ser Gln Ser Ser Glu Leu Leu Ser Glu Ala Lys Lys Leu Asn Asp Ser
 35 40 45

Gln

<210> 251

<211> 49

<212> PRT

<213> artificial sequence

<220>

<223> Modified bacterial sequence

<400> 251

Lys Glu Val Ile Glu Ala Trp Asn Glu Ile Asp Arg Leu Pro Asn Leu
 1 5 10 15

Thr Ile Glu Gln Trp Leu Ala Phe Ile Asn Lys Leu Asp Asp Asp Pro
 20 25 30

Ser Gln Ser Ser Glu Leu Leu Ser Glu Ala Lys Lys Leu Asn Asp Ser
 35 40 45

Gln

<210> 252

<211> 49

<212> PRT

<213> artificial sequence

<220>

<223> Modified bacterial sequence

<400> 252

Lys Glu Val Leu Glu Ala Trp Asp Glu Ile Asp Arg Leu Pro Asn Leu
1 5 10 15

Thr Leu Asp Gln Trp Leu Ala Phe Ile Asn Lys Leu Asp Asp Asp Pro
20 25 30

Ser Gln Ser Ser Glu Leu Leu Ser Glu Ala Lys Lys Leu Asn Asp Ser
35 40 45

Gln

<210> 253

<211> 49

<212> PRT

<213> artificial sequence

<220>

<223> Modified bacterial sequence

<400> 253

Lys Glu Val Leu Asp Ala Trp Asp Glu Ile Asp Ala Leu Pro Asn Leu
1 5 10 15

Thr Leu Glu Gln Trp Leu Ala Phe Ile Asn Lys Leu Asp Asp Asp Pro
20 25 30

Ser Gln Ser Ser Glu Leu Leu Ser Glu Ala Lys Lys Leu Asn Asp Ser
35 40 45

Gln

<210> 254

<211> 49

<212> PRT

<213> artificial sequence

<220>

<223> Modified bacterial sequence

<400> 254

Lys Glu Val Ile Asp Ala Trp Asp Glu Ile Asp Arg Leu Pro Asn Leu
1 5 10 15

Thr Leu Asp Gln Trp Leu Ala Phe Ile Asn Lys Leu Asp Asp Asp Pro
20 25 30

Ser Gln Ser Ser Glu Leu Leu Ser Glu Ala Lys Lys Leu Asn Asp Ser
 35 40 45

Gln

<210> 255

<211> 49

<212> PRT

<213> artificial sequence

<220>

<223> Modified bacterial sequence

<400> 255

Lys Glu Thr Leu Glu Ala Trp Asp Glu Ile Asp Arg Leu Pro Asn Leu
 1 5 10 15

Thr Ile Glu Gln Trp Leu Ala Phe Ile Asn Lys Leu Asp Asp Asp Pro
 20 25 30

Ser Gln Ser Ser Glu Leu Leu Ser Glu Ala Lys Lys Leu Asn Asp Ser
 35 40 45

Gln

<210> 256

<211> 49

<212> PRT

<213> artificial sequence

<220>

<223> Modified bacterial sequence

<400> 256

Lys Glu Val Ile Asp Ala Trp Asn Glu Ile Asp Ala Leu Pro Asn Leu
 1 5 10 15

Thr Leu Asp Gln Trp Leu Ala Phe Ile Asn Lys Leu Asp Asp Asp Pro
 20 25 30

Ser Gln Ser Ser Glu Leu Leu Ser Glu Ala Lys Lys Leu Asn Asp Ser
 35 40 45

Gln

<210> 257

<211> 49

<212> PRT

<213> artificial sequence

<220>

<223> Modified bacterial sequence

<400> 257

Lys Glu Val Leu Asp Ala Trp Asp Glu Ile Asp Lys Leu Pro Asn Leu
 1 5 10 15

Thr Ile Asp Gln Trp Leu Ala Phe Ile Asn Lys Leu Asp Asp Asp Pro
 20 25 30

Ser Gln Ser Ser Glu Leu Leu Ser Glu Ala Lys Lys Leu Asn Asp Ser
 35 40 45

Gln

<210> 258

<211> 49

<212> PRT

<213> artificial sequence

<220>

<223> Modified bacterial sequence

<400> 258

Lys Glu Val Leu Glu Ala Trp Asp Glu Ile Asp His Leu Pro Asn Leu
 1 5 10 15

Thr Leu Asp Gln Trp Leu Ala Phe Ile Asn Lys Leu Asp Asp Asp Pro
 20 25 30

Ser Gln Ser Ser Glu Leu Leu Ser Glu Ala Lys Lys Leu Asn Asp Ser
 35 40 45

Gln

<210> 259

<211> 49

<212> PRT

<213> artificial sequence

<220>

<223> Modified bacterial sequence

<400> 259

Lys Glu Val Leu Glu Ala Trp Asp Glu Ile Asp Ala Leu Pro Asn Leu
 1 5 10 15

Thr Ile Glu Gln Trp Leu Ala Phe Ile Asn Lys Leu Asp Asp Asp Pro
 20 25 30

Ser Gln Ser Ser Glu Leu Leu Ser Glu Ala Lys Lys Leu Asn Asp Ser
 35 40 45

Gln

<210> 260

<211> 49

<212> PRT

<213> artificial sequence

<220>

<223> Modified bacterial sequence

<400> 260

Lys	Glu	Val	Leu	Asp	Ala	Trp	Asp	Glu	Ile	Asp	Lys	Leu	Pro	Asn	Leu
1			5					10					15		

Thr	Leu	Glu	Gln	Trp	Leu	Ala	Phe	Ile	Asn	Lys	Leu	Asp	Asp	Asp	Pro
		20					25					30			

Ser	Gln	Ser	Ser	Glu	Leu	Leu	Ser	Glu	Ala	Lys	Lys	Leu	Asn	Asp	Ser
	35						40					45			

Gln

<210> 261

<211> 49

<212> PRT

<213> artificial sequence

<220>

<223> Modified bacterial sequence

<400> 261

Lys	Glu	Thr	Ile	Thr	Ala	Trp	Asp	Glu	Ile	Asp	Lys	Leu	Pro	Asn	Leu
1			5					10					15		

Thr	Ile	Glu	Gln	Trp	Leu	Ala	Phe	Ile	Gly	Lys	Leu	Glu	Asp	Asp	Pro
		20					25					30			

Ser	Gln	Ser	Ser	Glu	Leu	Leu	Ala	Glu	Ala	Lys	Lys	Leu	Asn	Asp	Ala
	35						40					45			

Gln

<210> 262

<211> 49

<212> PRT

<213> artificial sequence

<220>

<223> Modified bacterial sequence

<400> 262

Lys	Glu	Ser	Met	Lys	Ala	Trp	Asp	Glu	Ile	Asp	Arg	Leu	Pro	Asn	Leu
1			5					10					15		

Asn Ile Asn Gln Trp Val Ala Phe Ile Asp Ser Leu Tyr Asp Asp Pro
 20 25 30

Ser Gln Ser Ala Asn Leu Leu Ala Glu Ala Lys Lys Leu Asn Asp Ala
 35 40 45

Gln

<210> 263

<211> 49

<212> PRT

<213> artificial sequence

<220>

<223> Modified bacterial sequence

<400> 263

Lys Glu Ser Ile Glu Ala Trp Thr Glu Ile Asp His Leu Pro Asn Leu

1 5 10 15

Thr Ile Glu Gln Trp Leu Ala Phe Ile Asn Lys Leu Thr Asp Asp Pro
 20 25 30

Ser Gln Ser Ser Glu Leu Leu Ala Glu Ala Lys Lys Leu Asn Asp Ala
 35 40 45

Gln

<210> 264

<211> 49

<212> PRT

<213> artificial sequence

<220>

<223> Modified bacterial sequence

<400> 264

Lys Glu Val Leu Asp Ala Trp His Glu Ile Asp Thr Leu Pro Asn Leu
 1 5 10 15

Thr Val Arg Gln Trp Leu Ala Phe Ile Ser Lys Leu Glu Asp Asp Pro
 20 25 30

Ser Gln Ser Ser Glu Leu Leu Ala Glu Ala Lys Lys Leu Asn Asp Ala
 35 40 45

Gln

<210> 265

<211> 49

<212> PRT

<213> artificial sequence

<220>

<223> Modified bacterial sequence

<400> 265

Lys Glu His Ile Gln Ala Asn Glu Glu Ile Asp Arg Leu Pro Asn Leu
1 5 10 15

Thr Ile Lys Gln Trp Leu Ala Phe Ile Asn Lys Leu His Asp Asp Pro
20 25 30

Ser Gln Ser Ser Glu Leu Leu Ala Glu Ala Lys Lys Leu Asn Asp Ala
35 40 45

Gln

<210> 266

<211> 49

<212> PRT

<213> artificial sequence

<220>

<223> Modified bacterial sequence

<400> 266

Lys Glu Val Leu His Ala Trp Ala Glu Ile Asp Ala Leu Pro Asn Leu
1 5 10 15

Thr Ile Glu Gln Trp Leu Ala Phe Ile Asn Lys Leu Asp Asp Asp Pro
20 25 30

Ser Gln Ser Ser Glu Leu Leu Ser Glu Ala Lys Lys Leu Asn Asp Ser
35 40 45

Gln

<210> 267

<211> 49

<212> PRT

<213> artificial sequence

<220>

<223> Modified bacterial sequence

<400> 267

Lys Glu Val Leu Ala Ala Trp Asp Glu Ile Asp Ser Leu Pro Asn Leu
1 5 10 15

Thr Leu Gln Gln Trp Leu Ala Phe Ile Asn Lys Leu Asp Asp Asp Pro
20 25 30

Ser Gln Ser Ser Glu Leu Leu Ser Glu Ala Lys Lys Leu Asn Asp Ser

35 40 45

Gln

<210> 268

<211> 49

<212> PRT

<213> artificial sequence

<220>

<223> Modified bacterial sequence

<400> 268

Lys	Glu	Val	Ile	Asp	Ala	Trp	Asn	Glu	Ile	Asp	Ala	Leu	Pro	Asn	Leu
1				5				10						15	
Thr	Leu	Glu	Gln	Trp	Leu	Ala	Phe	Ile	Asn	Lys	Leu	Asp	Asp	Asp	Pro
			20					25					30		
Ser	Gln	Ser	Ser	Glu	Leu	Leu	Ser	Glu	Ala	Lys	Lys	Leu	Asn	Asp	Ser
		35					40					45			

Gln

<210> 269

<211> 49

<212> PRT

<213> artificial sequence

<220>

<223> Modified bacterial sequence

<400> 269

Lys	Glu	Val	Leu	Asp	Ala	Trp	Asn	Glu	Ile	Asp	Ala	Leu	Pro	Asn	Leu
1				5				10						15	
Thr	Ile	Asp	Gln	Trp	Leu	Ala	Phe	Ile	Asn	Lys	Leu	Ser	Asp	Asp	Pro
			20					25					30		
Ser	Gln	Ser	Ser	Glu	Leu	Leu	Ser	Glu	Ala	Lys	Lys	Leu	Asn	Asp	Ser
		35					40					45			

Gln

<210> 270

<211> 49

<212> PRT

<213> artificial sequence

<220>

<223> Modified bacterial sequence

<400> 270

Lys Glu Val Ile Glu Ala Trp Asp Glu Ile Asp Gly Leu Pro Asn Leu
 1 5 10 15

Thr Ile Glu Gln Trp Leu Ala Phe Ile Asn Lys Leu Asp Asp Asp Pro
 20 25 30

Ser Gln Ser Ser Glu Leu Leu Ser Glu Ala Lys Lys Leu Asn Asp Ser
 35 40 45

Gln

<210> 271

<211> 49

<212> PRT

<213> artificial sequence

<220>

<223> Modified bacterial sequence

<400> 271

Lys Glu Val Leu Glu Ala Trp Asp Glu Ile Asp His Leu Pro Asn Leu
 1 5 10 15

Thr Leu Gln Gln Trp Leu Ala Phe Ile Asn Lys Leu Asp Asp Asp Pro
 20 25 30

Ser Gln Ser Ser Glu Leu Leu Ser Glu Ala Lys Lys Leu Asn Asp Ser
 35 40 45

Gln

<210> 272

<211> 49

<212> PRT

<213> artificial sequence

<220>

<223> Modified bacterial sequence

<400> 272

Lys Glu Val Ile Glu Ala Trp Asn Glu Ile Asp Ala Leu Pro Asn Leu
 1 5 10 15

Thr Ile Glu Gln Trp Leu Ala Phe Ile Asn Lys Leu Asp Asp Asp Pro
 20 25 30

Ser Gln Ser Ser Glu Leu Leu Ser Glu Ala Lys Lys Leu Asn Asp Ser
 35 40 45

Gln

<210> 273

<211> 49

<212> PRT

<213> artificial sequence

<220>

<223> Modified bacterial sequence

<400> 273

Lys	Glu	Val	Ile	Ala	Ala	Trp	Asn	Glu	Ile	Asp	Arg	Leu	Pro	Asn	Leu
1				5					10					15	

Thr	Leu	Thr	Gln	Trp	Leu	Ala	Phe	Ile	Asn	Lys	Leu	Asp	Asp	Asp	Pro
			20					25					30		

Ser	Gln	Ser	Ser	Glu	Leu	Leu	Ser	Glu	Ala	Lys	Lys	Leu	Asn	Asp	Ser
		35					40					45			

Gln

<210> 274

<211> 49

<212> PRT

<213> artificial sequence

<220>

<223> Modified bacterial sequence

<400> 274

Lys	Glu	Val	Ile	Glu	Ala	Trp	Asp	Glu	Ile	Asp	Ala	Leu	Pro	Asn	Leu
1				5					10					15	

Thr	Leu	Gln	Gln	Trp	Leu	Ala	Phe	Ile	Asn	Lys	Leu	Asp	Asp	Asp	Pro
			20					25					30		

Ser	Gln	Ser	Ser	Glu	Leu	Leu	Ser	Glu	Ala	Lys	Lys	Leu	Asn	Asp	Ser
		35					40					45			

Gln

<210> 275

<211> 49

<212> PRT

<213> artificial sequence

<220>

<223> Modified bacterial sequence

<400> 275

Lys	Glu	Val	Ile	Ala	Ala	Trp	Asp	Glu	Ile	Asp	Lys	Leu	Pro	Asn	Leu
1				5					10					15	

Thr	Ile	Glu	Gln	Trp	Leu	Ala	Phe	Ile	Asn	Lys	Leu	Asp	Asp	Asp	Pro
			20					25					30		

Ser Gln Ser Ser Glu Leu Leu Ser Glu Ala Lys Lys Leu Asn Asp Ser
 35 40 45

Gln

<210> 276

<211> 49

<212> PRT

<213> artificial sequence

<220>

<223> Modified bacterial sequence

<400> 276

Lys Glu Val Ile Ala Ala Trp Asp Glu Ile Asp Lys Leu Pro Asn Leu
 1 5 10 15

Thr Leu Gln Gln Trp Leu Ala Phe Ile Asn Lys Leu Asp Asp Asp Pro
 20 25 30

Ser Gln Ser Ser Glu Leu Leu Ser Glu Ala Lys Lys Leu Asn Asp Ser
 35 40 45

Gln

<210> 277

<211> 49

<212> PRT

<213> artificial sequence

<220>

<223> Modified bacterial sequence

<400> 277

Lys Glu Thr Ile Ala Ala Trp Asp Glu Ile Asp Lys Leu Pro Asn Leu
 1 5 10 15

Thr Ile Glu Gln Trp Leu Ala Phe Ile Asn Lys Leu Asp Asp Asp Pro
 20 25 30

Ser Gln Ser Ser Glu Leu Leu Ser Glu Ala Lys Lys Leu Asn Asp Ser
 35 40 45

Gln

<210> 278

<211> 49

<212> PRT

<213> artificial sequence

<220>

<223> Modified bacterial sequence

<400> 278

Lys Glu Thr Ile Glu Ala Trp Asn Glu Ile Asp Arg Leu Pro Asn Leu
1 5 10 15

Thr Ile Glu Gln Trp Leu Ala Phe Ile Asn Lys Leu Asp Asp Asp Pro
20 25 30

Ser Gln Ser Ser Glu Leu Leu Ser Glu Ala Lys Lys Leu Asn Asp Ser
35 40 45

Gln

<210> 279

<211> 49

<212> PRT

<213> artificial sequence

<220>

<223> Modified bacterial sequence

<400> 279

Lys Glu Val Leu Glu Ala Trp Arg Glu Ile Asp Ala Leu Pro Asn Leu
1 5 10 15

Thr Ile Gln Gln Trp Leu Ala Phe Ile Asn Lys Leu Asp Asp Asp Pro
20 25 30

Ser Gln Ser Ser Glu Leu Leu Ser Glu Ala Lys Lys Leu Asn Asp Ser
35 40 45

Gln

<210> 280

<211> 49

<212> PRT

<213> artificial sequence

<220>

<223> Modified bacterial sequence

<400> 280

Lys Glu Val Ile Glu Ala Trp Asp Glu Ile Asp Gln Leu Pro Asn Leu
1 5 10 15

Thr Ile Glu Gln Trp Leu Ala Phe Ile Asn Lys Leu Asp Asp Asp Pro
20 25 30

Ser Gln Ser Ser Glu Leu Leu Ser Glu Ala Lys Lys Leu Asn Asp Ser
35 40 45

Gln

<210> 281

<211> 49

<212> PRT

<213> artificial sequence

<220>

<223> Modified bacterial sequence

<400> 281

Lys	Glu	Val	Leu	Arg	Ala	Trp	Asp	Glu	Ile	Asp	His	Leu	Pro	Asn	Leu
1				5					10					15	

Thr	Leu	Glu	Gln	Trp	Leu	Ala	Phe	Ile	Asn	Lys	Leu	Asp	Asp	Asp	Pro
			20					25					30		

Ser	Gln	Ser	Ser	Glu	Leu	Leu	Ser	Glu	Ala	Lys	Lys	Leu	Asn	Asp	Ser
		35					40					45			

Gln

<210> 282

<211> 49

<212> PRT

<213> artificial sequence

<220>

<223> Modified bacterial sequence

<400> 282

Lys	Glu	Val	Leu	Glu	Ala	Trp	Asp	Glu	Ile	Asp	Arg	Leu	Pro	Asn	Leu
1				5					10					15	

Thr	Leu	Asn	Gln	Trp	Leu	Ala	Phe	Ile	Asn	Lys	Leu	Asp	Asp	Asp	Pro
			20					25					30		

Ser	Gln	Ser	Ser	Glu	Leu	Leu	Ser	Glu	Ala	Lys	Lys	Leu	Asn	Asp	Ser
		35					40					45			

Gln

<210> 283

<211> 49

<212> PRT

<213> artificial sequence

<220>

<223> Modified bacterial sequence

<400> 283

Lys	Glu	Val	Leu	Asp	Ala	Trp	Asn	Glu	Ile	Asp	His	Leu	Pro	Asn	Leu
1				5					10					15	

Thr Ile Glu Gln Trp Leu Ala Phe Ile Asn Lys Leu Asp Asp Asp Pro
 20 25 30

Ser Gln Ser Ser Glu Leu Leu Ser Glu Ala Lys Lys Leu Asn Asp Ser
 35 40 45

Gln

<210> 284

<211> 49

<212> PRT

<213> artificial sequence

<220>

<223> Modified bacterial sequence

<400> 284

Lys Glu Val Ile Asp Ala Trp Asn Glu Ile Asp Lys Leu Pro Asn Leu
 1 5 10 15

Thr Ile Glu Gln Trp Leu Ala Phe Ile Asn Lys Leu Asp Asp Asp Pro
 20 25 30

Ser Gln Ser Ser Glu Leu Leu Ser Glu Ala Lys Lys Leu Asn Asp Ser
 35 40 45

Gln

<210> 285

<211> 49

<212> PRT

<213> artificial sequence

<220>

<223> Modified bacterial sequence

<400> 285

Lys Glu Thr Leu Glu Ala Trp Asp Glu Ile Asp Gln Leu Pro Asn Leu
 1 5 10 15

Thr Leu Gln Gln Trp Leu Ala Phe Ile Asn Lys Leu Asp Asp Asp Pro
 20 25 30

Ser Gln Ser Ser Glu Leu Leu Ser Glu Ala Lys Lys Leu Asn Asp Ser
 35 40 45

Gln

<210> 286

<211> 49

<212> PRT

<213> artificial sequence

<220>

<223> Modified bacterial sequence

<400> 286

Lys Glu Val Ile Glu Ala Trp Asn Glu Ile Asp Ala Leu Pro Asn Leu
1 5 10 15

Thr Leu Asp Gln Trp Leu Ala Phe Ile Asn Lys Leu Asp Asp Asp Pro
20 25 30

Ser Gln Ser Ser Glu Leu Leu Ser Glu Ala Lys Lys Leu Asn Asp Ser
35 40 45

Gln

<210> 287

<211> 49

<212> PRT

<213> artificial sequence

<220>

<223> Modified bacterial sequence

<400> 287

Lys Glu Val Ile Asp Ala Trp Asn Glu Ile Asp Arg Leu Pro Asn Leu
1 5 10 15

Thr Leu Gln Gln Trp Leu Ala Phe Ile Asn Lys Leu Asp Asp Asp Pro
20 25 30

Ser Gln Ser Ser Glu Leu Leu Ser Glu Ala Lys Lys Leu Asn Asp Ser
35 40 45

Gln

<210> 288

<211> 49

<212> PRT

<213> artificial sequence

<220>

<223> Modified bacterial sequence

<400> 288

Lys Glu Val Ile Asp Ala Trp Asn Glu Ile Asp Gln Leu Pro Asn Leu
1 5 10 15

Thr Leu Glu Gln Trp Leu Ala Phe Ile Asn Lys Leu Asp Asp Asp Pro
20 25 30

Ser Gln Ser Ser Glu Leu Leu Ser Glu Ala Lys Lys Leu Asn Asp Ser
35 40 45

Gln

<210> 289

<211> 49

<212> PRT

<213> artificial sequence

<220>

<223> Modified bacterial sequence

<400> 289

Lys	Glu	Thr	Ile	Ala	Ala	Trp	Asp	Glu	Ile	Asp	His	Leu	Pro	Asn	Leu
1				5					10					15	

Thr	Leu	Glu	Gln	Trp	Leu	Ala	Phe	Ile	Asn	Lys	Leu	Asp	Asp	Asp	Pro
			20					25					30		

Ser	Gln	Ser	Ser	Glu	Leu	Leu	Ser	Glu	Ala	Lys	Lys	Leu	Asn	Asp	Ser
		35					40					45			

Gln

<210> 290

<211> 49

<212> PRT

<213> artificial sequence

<220>

<223> Modified bacterial sequence

<400> 290

Lys	Glu	Val	Leu	Gln	Ala	Trp	Asp	Glu	Ile	Asp	His	Leu	Pro	Asn	Leu
1				5					10					15	

Thr	Ile	Gln	Gln	Trp	Leu	Ala	Phe	Ile	Asn	Lys	Leu	Ser	Asp	Asp	Pro
			20					25					30		

Ser	Gln	Ser	Ser	Glu	Leu	Leu	Ser	Glu	Ala	Lys	Lys	Leu	Asn	Asp	Ser
		35					40					45			

Gln

<210> 291

<211> 49

<212> PRT

<213> artificial sequence

<220>

<223> Modified bacterial sequence

<400> 291

Lys Glu Thr Leu His Ala Trp Ala Glu Ile Asp Arg Leu Pro Asn Leu
 1 5 10 15

Thr Ile Glu Gln Trp Leu Ala Phe Ile Asn Lys Leu Asp Asp Asp Pro
 20 25 30

Ser Gln Ser Ser Glu Leu Leu Ser Glu Ala Lys Lys Leu Asn Asp Ser
 35 40 45

Gln

<210> 292

<211> 49

<212> PRT

<213> artificial sequence

<220>

<223> Modified bacterial sequence

<400> 292

Lys Glu Val Leu Glu Ala Trp Asn Glu Ile Asp His Leu Pro Asn Leu
 1 5 10 15

Thr Leu Ala Gln Trp Leu Ala Phe Ile Asn Lys Leu Asp Asp Asp Pro
 20 25 30

Ser Gln Ser Ser Glu Leu Leu Ser Glu Ala Lys Lys Leu Asn Asp Ser
 35 40 45

Gln

<210> 293

<211> 49

<212> PRT

<213> artificial sequence

<220>

<223> Modified bacterial sequence

<400> 293

Lys Glu Val Ile Glu Ala Trp Asp Glu Ile Asp Lys Leu Pro Asn Leu
 1 5 10 15

Thr Ile Ala Gln Trp Leu Ala Phe Ile Asn Lys Leu Asp Asp Asp Pro
 20 25 30

Ser Gln Ser Ser Glu Leu Leu Ser Glu Ala Lys Lys Leu Asn Asp Ser
 35 40 45

Gln

<210> 294

<211> 49

<212> PRT

<213> artificial sequence

<220>

<223> Modified bacterial sequence

<400> 294

Lys	Glu	Val	Leu	Asp	Ala	Trp	Asp	Glu	Ile	Asp	His	Leu	Pro	Asn	Leu
1				5					10					15	

Thr	Leu	Gln	Gln	Trp	Leu	Ala	Phe	Ile	Asn	Lys	Leu	Asp	Asp	Asp	Pro
		20						25					30		

Ser	Gln	Ser	Ser	Glu	Leu	Leu	Ser	Glu	Ala	Lys	Lys	Leu	Asn	Asp	Ser
		35					40					45			

Gln

<210> 295

<211> 49

<212> PRT

<213> artificial sequence

<220>

<223> Modified bacterial sequence

<400> 295

Lys	Glu	Thr	Ile	Glu	Ala	Trp	Asn	Glu	Ile	Asp	Lys	Leu	Pro	Asn	Leu
1				5					10					15	

Thr	Leu	Thr	Gln	Trp	Leu	Ala	Phe	Ile	Asn	Lys	Leu	Asp	Asp	Asp	Pro
			20					25					30		

Ser	Gln	Ser	Ser	Glu	Leu	Leu	Ser	Glu	Ala	Lys	Lys	Leu	Asn	Asp	Ser
		35					40					45			

Gln

<210> 296

<211> 49

<212> PRT

<213> artificial sequence

<220>

<223> Modified bacterial sequence

<400> 296

Lys	Glu	Val	Leu	Glu	Ala	Trp	Asn	Glu	Ile	Asp	Leu	Leu	Pro	Asn	Leu
1				5					10					15	

Thr	Ile	Glu	Gln	Trp	Leu	Ala	Phe	Ile	Asn	Lys	Leu	Asp	Asp	Asp	Pro
			20					25					30		

Ser Gln Ser Ser Glu Leu Leu Ser Glu Ala Lys Lys Leu Asn Asp Ser
 35 40 45

Gln

<210> 297

<211> 49

<212> PRT

<213> artificial sequence

<220>

<223> Modified bacterial sequence

<400> 297

Lys Glu Val Ile Glu Ala Trp Asp Glu Ile Asp His Leu Pro Asn Leu
 1 5 10 15

Thr Ile Asp Gln Trp Leu Ala Phe Ile Asn Lys Leu Asp Asp Asp Pro
 20 25 30

Ser Gln Ser Ser Glu Leu Leu Ser Glu Ala Lys Lys Leu Asn Asp Ser
 35 40 45

Gln

<210> 298

<211> 49

<212> PRT

<213> artificial sequence

<220>

<223> Modified bacterial sequence

<400> 298

Lys Glu Val Ile Ser Ala Trp Asn Glu Ile Asp Ala Leu Pro Asn Leu
 1 5 10 15

Thr Leu Gln Gln Trp Leu Ala Phe Ile Asn Lys Leu Asp Asp Asp Pro
 20 25 30

Ser Gln Ser Ser Glu Leu Leu Ser Glu Ala Lys Lys Leu Asn Asp Ser
 35 40 45

Gln

<210> 299

<211> 49

<212> PRT

<213> artificial sequence

<220>

<223> Modified bacterial sequence

<400> 299

Lys Glu Val Ile Ala Ala Trp Asn Glu Ile Asp Lys Leu Pro Asn Leu
1 5 10 15

Thr Leu Glu Gln Trp Leu Ala Phe Ile Asn Lys Leu Asp Asp Asp Pro
20 25 30

Ser Gln Ser Ser Glu Leu Leu Ser Glu Ala Lys Lys Leu Asn Asp Ser
35 40 45

Gln

<210> 300

<211> 49

<212> PRT

<213> artificial sequence

<220>

<223> Modified bacterial sequence

<400> 300

Lys Glu Thr Ile Glu Ala Trp Asn Glu Ile Asp Ser Leu Pro Asn Leu
1 5 10 15

Thr Leu Asp Gln Trp Leu Ala Phe Ile Asn Lys Leu Asp Asp Asp Pro
20 25 30

Ser Gln Ser Ser Glu Leu Leu Ser Glu Ala Lys Lys Leu Asn Asp Ser
35 40 45

Gln

<210> 301

<211> 49

<212> PRT

<213> artificial sequence

<220>

<223> Modified bacterial sequence

<400> 301

Lys Glu Val Leu Asp Ala Trp Asn Glu Ile Asp Gln Leu Pro Asn Leu
1 5 10 15

Thr Leu Gln Gln Trp Leu Ala Phe Ile Asn Lys Leu Asp Asp Asp Pro
20 25 30

Ser Gln Ser Ser Glu Leu Leu Ser Glu Ala Lys Lys Leu Asn Asp Ser
35 40 45

Gln

<210> 302

<211> 49

<212> PRT

<213> artificial sequence

<220>

<223> Modified bacterial sequence

<400> 302

Lys Glu Val Leu Ala Ala Trp Asn Glu Ile Asp His Leu Pro Asn Leu
 1 5 10 15

Thr Ile Glu Gln Trp Leu Ala Phe Ile Asn Lys Leu Asp Asp Asp Pro
 20 25 30

Ser Gln Ser Ser Glu Leu Leu Ser Glu Ala Lys Lys Leu Asn Asp Ser
 35 40 45

Gln

<210> 303

<211> 49

<212> PRT

<213> artificial sequence

<220>

<223> Modified bacterial sequence

<400> 303

Lys Glu Val Leu Glu Ala Trp Asp Glu Ile Asp His Leu Pro Asn Leu
 1 5 10 15

Thr Ile Thr Gln Trp Leu Ala Phe Ile Asn Lys Leu Asp Asp Asp Pro
 20 25 30

Ser Gln Ser Ser Glu Leu Leu Ser Glu Ala Lys Lys Leu Asn Asp Ser
 35 40 45

Gln

<210> 304

<211> 49

<212> PRT

<213> artificial sequence

<220>

<223> Modified bacterial sequence

<400> 304

Lys Glu Thr Ile Asn Ala Trp Asn Glu Ile Asn His Leu Pro Asn Leu

Lys Glu Val Ile Asp Ala Trp Asn Glu Ile Asp His Leu Pro Asn Leu
1 5 10 15

Thr Ile Glu Gln Trp Leu Ala Phe Ile Asn Lys Leu Asp Asp Asp Pro
20 25 30

Ser Gln Ser Ser Glu Leu Leu Ser Glu Ala Lys Lys Leu Asn Asp Ser
35 40 45

Gln

<210> 305

<211> 49

<212> PRT

<213> artificial sequence

<220>

<223> Modified bacterial sequence

<400> 305

Lys Glu Val Ile Glu Ala Trp Asn Glu Ile Asp His Leu Pro Asn Leu
1 5 10 15

Thr Ile Gln Gln Trp Leu Ala Phe Ile Asn Lys Leu Asp Asp Asp Pro
20 25 30

Ser Gln Ser Ser Glu Leu Leu Ser Glu Ala Lys Lys Leu Asn Asp Ser
35 40 45

Gln

<210> 306

<211> 49

<212> PRT

<213> artificial sequence

<220>

<223> Modified bacterial sequence

<400> 306

Lys Glu Val Ile Gln Ala Trp Asn Glu Ile Asp Ala Leu Pro Asn Leu
1 5 10 15

Thr Ile Ser Gln Trp Leu Ala Phe Ile Asn Lys Leu Asp Asp Asp Pro
20 25 30

Ser Gln Ser Ser Glu Leu Leu Ser Glu Ala Lys Lys Leu Asn Asp Ser
35 40 45

Gln

<210> 307

<211> 49

<212> PRT

<213> artificial sequence

<220>

<223> Modified bacterial sequence

<400> 307

Lys Glu Val Ile Ala Ala Trp Asp Glu Ile Asp Ser Leu Pro Asn Leu
1 5 10 15

Thr Ile Glu Gln Trp Leu Ala Phe Ile Asn Lys Leu Asp Asp Asp Pro
20 25 30

Ser Gln Ser Ser Glu Leu Leu Ser Glu Ala Lys Lys Leu Asn Asp Ser
35 40 45

Gln

<210> 308

<211> 49

<212> PRT

<213> artificial sequence

<220>

<223> Modified bacterial sequence

<400> 308

Lys Glu His Ile Glu Ala Trp Asn Glu Ile Asp Ala Leu Pro Asn Leu
1 5 10 15

Thr Ile Glu Gln Trp Leu Ala Phe Ile Asn Lys Leu Gln Asp Asp Pro
20 25 30

Ser Gln Ser Ser Glu Leu Leu Ser Glu Ala Lys Lys Leu Asn Asp Ser
35 40 45

Gln

<210> 309

<211> 49

<212> PRT

<213> artificial sequence

<220>

<223> Modified bacterial sequence

<400> 309

Lys Glu Val Leu Glu Ala Trp Asn Glu Ile Asp Lys Leu Pro Asn Leu
1 5 10 15

Thr Leu Asp Gln Trp Leu Ala Phe Ile Asn Lys Leu Asp Asp Asp Pro
20 25 30

Ser Gln Ser Ser Glu Leu Leu Ser Glu Ala Lys Lys Leu Asn Asp Ser

35

40

45

Gln

<210> 310

<211> 49

<212> PRT

<213> artificial sequence

<220>

<223> Modified bacterial sequence

<400> 310

Lys	Glu	Val	Ile	Asp	Ala	Trp	Asn	Glu	Ile	Asp	His	Leu	Pro	Asn	Leu
1				5					10					15	

Thr	Ile	Glu	Gln	Trp	Leu	Ala	Phe	Ile	Asn	Lys	Leu	Ala	Asp	Asp	Pro
		20						25					30		

Ser	Gln	Ser	Ser	Glu	Leu	Leu	Ser	Glu	Ala	Lys	Lys	Leu	Asn	Asp	Ser
		35					40					45			

Gln

<210> 311

<211> 49

<212> PRT

<213> artificial sequence

<220>

<223> Modified bacterial sequence

<400> 311

Lys	Glu	Thr	Ile	Asp	Ala	Trp	Asp	Glu	Ile	Asp	Lys	Leu	Pro	Asn	Leu
1				5					10					15	

Thr	Ile	Glu	Gln	Trp	Leu	Ala	Phe	Ile	Asn	Lys	Leu	Asp	Asp	Asp	Pro
		20						25					30		

Ser	Gln	Ser	Ser	Glu	Leu	Leu	Ser	Glu	Ala	Lys	Lys	Leu	Asn	Asp	Ser
		35					40					45			

Gln

<210> 312

<211> 49

<212> PRT

<213> artificial sequence

<220>

<223> Modified bacterial sequence

<400> 312

Lys Glu Val Ile Ala Ala Trp Asp Glu Ile Asp Leu Leu Pro Asn Leu
 1 5 10 15

Thr Leu Gln Gln Trp Leu Ala Phe Ile Asn Lys Leu Ala Asp Asp Pro
 20 25 30

Ser Gln Ser Ser Glu Leu Leu Ser Glu Ala Lys Lys Leu Asn Asp Ser
 35 40 45

Gln

<210> 313

<211> 49

<212> PRT

<213> artificial sequence

<220>

<223> Modified bacterial sequence

<400> 313

Lys Glu Val Ile His Ala Trp Asp Glu Ile Asp Lys Leu Pro Asn Leu
 1 5 10 15

Thr Ile Glu Gln Trp Leu Ala Phe Ile Asn Lys Leu Asp Asp Asp Pro
 20 25 30

Ser Gln Ser Ser Glu Leu Leu Ser Glu Ala Lys Lys Leu Asn Asp Ser
 35 40 45

Gln

<210> 314

<211> 49

<212> PRT

<213> artificial sequence

<220>

<223> Modified bacterial sequence

<400> 314

Lys Glu Val Ile Ala Ala Trp Asn Glu Ile Asp His Leu Pro Asn Leu
 1 5 10 15

Thr Leu Glu Gln Trp Leu Ala Phe Ile Asn Lys Leu Asp Asp Asp Pro
 20 25 30

Ser Gln Ser Ser Glu Leu Leu Ser Glu Ala Lys Lys Leu Asn Asp Ser
 35 40 45

Gln

<210> 315

<211> 49

<212> PRT

<213> artificial sequence

<220>

<223> Modified bacterial sequence

<400> 315

Lys Glu Thr Leu Asp Ala Trp Asn Glu Ile Asp Lys Leu Pro Asn Leu
1 5 10 15

Thr Leu Ser Gln Trp Leu Ala Phe Ile Asn Lys Leu Asp Asp Asp Pro
20 25 30

Ser Gln Ser Ser Glu Leu Leu Ser Glu Ala Lys Lys Leu Asn Asp Ser
35 40 45

Gln

<210> 316

<211> 49

<212> PRT

<213> artificial sequence

<220>

<223> Modified bacterial sequence

<400> 316

Lys Glu Val Leu Glu Ala Trp Asn Glu Ile Asp Ala Leu Pro Asn Leu
1 5 10 15

Thr Leu Glu Gln Trp Leu Ala Phe Ile Asn Lys Leu Asp Asp Asp Pro
20 25 30

Ser Gln Ser Ser Glu Leu Leu Ser Glu Ala Lys Lys Leu Asn Asp Ser
35 40 45

Gln

<210> 317

<211> 49

<212> PRT

<213> artificial sequence

<220>

<223> Modified bacterial sequence

<400> 317

Lys Glu Val Ile Gln Ala Trp Asp Glu Ile Asp His Leu Pro Asn Leu
1 5 10 15

Thr Ile Ser Gln Trp Leu Ala Phe Ile Asn Lys Leu Asp Asp Asp Pro
20 25 30

Ser Gln Ser Ser Glu Leu Leu Ser Glu Ala Lys Lys Leu Asn Asp Ser
 35 40 45

Gln

<210> 318

<211> 49

<212> PRT

<213> artificial sequence

<220>

<223> Modified bacterial sequence

<400> 318

Lys Glu Val Leu Gln Ala Trp Asp Glu Ile Asp Ser Leu Pro Asn Leu
 1 5 10 15

Thr Ile Glu Gln Trp Leu Ala Phe Ile Asn Lys Leu Asp Asp Asp Pro
 20 25 30

Ser Gln Ser Ser Glu Leu Leu Ser Glu Ala Lys Lys Leu Asn Asp Ser
 35 40 45

Gln

<210> 319

<211> 49

<212> PRT

<213> artificial sequence

<220>

<223> Modified bacterial sequence

<400> 319

Lys Glu Thr Leu Glu Ala Trp Asp Glu Ile Asp His Leu Pro Asn Leu
 1 5 10 15

Thr Ile Ala Gln Trp Leu Ala Phe Ile Asn Lys Leu Asp Asp Asp Pro
 20 25 30

Ser Gln Ser Ser Glu Leu Leu Ser Glu Ala Lys Lys Leu Asn Asp Ser
 35 40 45

Gln

<210> 320

<211> 49

<212> PRT

<213> artificial sequence

<220>

<223> Modified bacterial sequence

<400> 320

Lys Glu Thr Ile Asp Ala Trp Asn Glu Ile Asp Arg Leu Pro Asn Leu
 1 5 10 15

Thr Ile Ser Gln Trp Leu Ala Phe Ile Asn Lys Leu Asp Asp Asp Pro
 20 25 30

Ser Gln Ser Ser Glu Leu Leu Ser Glu Ala Lys Lys Leu Asn Asp Ser
 35 40 45

Gln

<210> 321

<211> 49

<212> PRT

<213> artificial sequence

<220>

<223> Modified bacterial sequence

<400> 321

Lys Glu Val Leu Asp Ala Trp His Glu Ile Asp His Leu Pro Asn Leu
 1 5 10 15

Thr Ile Gln Gln Trp Leu Ala Phe Ile Asn Lys Leu Asp Asp Asp Pro
 20 25 30

Ser Gln Ser Ser Glu Leu Leu Ser Glu Ala Lys Lys Leu Asn Asp Ser
 35 40 45

Gln

<210> 322

<211> 49

<212> PRT

<213> artificial sequence

<220>

<223> Modified bacterial sequence

<400> 322

Lys Glu Gln Ile Arg Ala Trp Asp Glu Ile Asp Lys Leu Pro Asn Leu
 1 5 10 15

Thr Ile Glu Gln Trp Leu Ala Phe Ile Asn Lys Leu Ala Asp Asp Pro
 20 25 30

Ser Gln Ser Ser Glu Leu Leu Ser Glu Ala Lys Lys Leu Asn Asp Ser
 35 40 45

Gln

<210> 323

<211> 49

<212> PRT

<213> artificial sequence

<220>

<223> Modified bacterial sequence

<400> 323

Lys	Glu	Thr	Leu	Tyr	Ala	Trp	Asn	Glu	Ile	Asp	Lys	Leu	Pro	Asn	Leu
1			5					10					15		

Thr	Ile	Glu	Gln	Trp	Leu	Ala	Phe	Ile	Glu	Lys	Leu	Gln	Asp	Asp	Pro
		20					25					30			

Ser	Gln	Ser	Ser	Glu	Leu	Leu	Ser	Glu	Ala	Lys	Lys	Leu	Asn	Asp	Ser
	35					40						45			

Gln

<210> 324

<211> 49

<212> PRT

<213> artificial sequence

<220>

<223> Modified bacterial sequence

<400> 324

Lys	Glu	Val	Ile	Glu	Ala	Trp	Asn	Glu	Ile	Asp	Ala	Leu	Pro	Asn	Leu
1			5					10					15		

Thr	Ile	Asp	Gln	Trp	Leu	Ala	Phe	Ile	Asn	Lys	Leu	Asp	Asp	Asp	Pro
		20					25					30			

Ser	Gln	Ser	Ser	Glu	Leu	Leu	Ser	Glu	Ala	Lys	Lys	Leu	Asn	Asp	Ser
	35					40						45			

Gln

<210> 325

<211> 49

<212> PRT

<213> artificial sequence

<220>

<223> Modified bacterial sequence

<400> 325

Lys	Glu	Val	Leu	Glu	Ala	Trp	Asn	Glu	Ile	Asp	His	Leu	Pro	Asn	Leu
1			5					10					15		

Thr Ile Gln Gln Trp Leu Ala Phe Ile Asn Lys Leu Asp Asp Asp Pro
 20 25 30

Ser Gln Ser Ser Glu Leu Leu Ser Glu Ala Lys Lys Leu Asn Asp Ser
 35 40 45

Gln

<210> 326

<211> 49

<212> PRT

<213> artificial sequence

<220>

<223> Modified bacterial sequence

<400> 326

Lys Glu Thr Ile Glu Ala Trp Asp Glu Ile Asp Ala Leu Pro Asn Leu

1 5 10 15

Thr Ile Glu Gln Trp Leu Ala Phe Ile Asn Lys Leu Asp Asp Asp Pro
 20 25 30

Ser Gln Ser Ser Glu Leu Leu Ser Glu Ala Lys Lys Leu Asn Asp Ser
 35 40 45

Gln

<210> 327

<211> 49

<212> PRT

<213> artificial sequence

<220>

<223> Modified bacterial sequence

<400> 327

Lys Glu Val Ile Glu Ala Trp Asn Glu Ile Asp His Leu Pro Asn Leu
 1 5 10 15

Thr Leu Gln Gln Trp Leu Ala Phe Ile Asn Lys Leu Asp Asp Asp Pro
 20 25 30

Ser Gln Ser Ser Glu Leu Leu Ser Glu Ala Lys Lys Leu Asn Asp Ser
 35 40 45

Gln

<210> 328

<211> 49

<212> PRT

<213> artificial sequence

<220>

<223> Modified bacterial sequence

<400> 328

Lys Glu Val Ile Glu Ala Trp Asn Glu Ile Asp Lys Leu Pro Asn Leu
1 5 10 15

Thr Ile Gln Gln Trp Leu Ala Phe Ile Asn Lys Leu Asp Asp Asp Pro
20 25 30

Ser Gln Ser Ser Glu Leu Leu Ser Glu Ala Lys Lys Leu Asn Asp Ser
35 40 45

Gln

<210> 329

<211> 49

<212> PRT

<213> artificial sequence

<220>

<223> Modified bacterial sequence

<400> 329

Lys Glu Thr Leu Asp Ala Trp Ala Glu Ile Asp His Leu Pro Asn Leu
1 5 10 15

Thr Leu Asp Gln Trp Leu Ala Phe Ile Asn Lys Leu Asp Asp Asp Pro
20 25 30

Ser Gln Ser Ser Glu Leu Leu Ser Glu Ala Lys Lys Leu Asn Asp Ser
35 40 45

Gln

<210> 330

<211> 49

<212> PRT

<213> artificial sequence

<220>

<223> Modified bacterial sequence

<400> 330

Lys Glu His Ile Asp Ala Trp Asn Glu Ile Asp Ala Leu Pro Asn Leu
1 5 10 15

Thr Leu Ser Gln Trp Leu Ala Phe Ile Asn Lys Leu Asp Asp Asp Pro
20 25 30

Ser Gln Ser Ser Glu Leu Leu Ser Glu Ala Lys Lys Leu Asn Asp Ser
 35 40 45

Gln

<210> 331

<211> 49

<212> PRT

<213> artificial sequence

<220>

<223> Modified bacterial sequence

<400> 331

Lys Glu Val Leu Asp Ala Trp Asn Glu Ile Asp Lys Leu Pro Asn Leu
 1 5 10 15

Thr Ile Ala Gln Trp Leu Ala Phe Ile Asn Lys Leu Asp Asp Asp Pro
 20 25 30

Ser Gln Ser Ser Glu Leu Leu Ser Glu Ala Lys Lys Leu Asn Asp Ser
 35 40 45

Gln

<210> 332

<211> 49

<212> PRT

<213> artificial sequence

<220>

<223> Modified bacterial sequence

<400> 332

Lys Glu Val Ile Glu Ala Trp Thr Glu Ile Asp Tyr Leu Pro Asn Leu
 1 5 10 15

Thr Leu Gln Gln Trp Leu Ala Phe Ile Asn Lys Leu Asp Asp Asp Pro
 20 25 30

Ser Gln Ser Ser Glu Leu Leu Ser Glu Ala Lys Lys Leu Asn Asp Ser
 35 40 45

Gln

<210> 333

<211> 49

<212> PRT

<213> artificial sequence

<220>

<223> Modified bacterial sequence

<400> 333

Lys Glu Thr Ile Glu Ala Trp Asn Glu Ile Asp His Leu Pro Asn Leu
 1 5 10 15

Thr Ile Ala Gln Trp Leu Ala Phe Ile Asn Lys Leu Asp Asp Asp Pro
 20 25 30

Ser Gln Ser Ser Glu Leu Leu Ser Glu Ala Lys Lys Leu Asn Asp Ser
 35 40 45

Gln

<210> 334

<211> 49

<212> PRT

<213> artificial sequence

<220>

<223> Modified bacterial sequence

<400> 334

Lys Glu Val Ile Gln Ala Trp Asn Glu Ile Asp Lys Leu Pro Asn Leu
 1 5 10 15

Thr Leu Glu Gln Trp Leu Ala Phe Ile Asn Lys Leu Asp Asp Asp Pro
 20 25 30

Ser Gln Ser Ser Glu Leu Leu Ser Glu Ala Lys Lys Leu Asn Asp Ser
 35 40 45

Gln

<210> 335

<211> 49

<212> PRT

<213> artificial sequence

<220>

<223> Modified bacterial sequence

<400> 335

Lys Glu Val Ile Glu Ala Trp Asp Glu Ile Asp His Leu Pro Asn Leu
 1 5 10 15

Thr Ile Glu Gln Trp Leu Ala Phe Ile Asn Lys Leu Asp Asp Asp Pro
 20 25 30

Ser Gln Ser Ser Glu Leu Leu Ser Glu Ala Lys Lys Leu Asn Asp Ser
 35 40 45

Gln

<210> 336

<211> 49

<212> PRT

<213> artificial sequence

<220>

<223> Modified bacterial sequence

<400> 336

Lys	Glu	Thr	Ile	Asp	Ala	Trp	Asn	Glu	Ile	Asp	Leu	Leu	Pro	Asn	Leu
1				5					10					15	

Thr	Ile	Glu	Gln	Trp	Leu	Ala	Phe	Ile	Asn	Lys	Leu	Asp	Asp	Asp	Pro
			20					25					30		

Ser	Gln	Ser	Ser	Glu	Leu	Leu	Ser	Glu	Ala	Lys	Lys	Leu	Asn	Asp	Ser
		35					40					45			

Gln

<210> 337

<211> 49

<212> PRT

<213> artificial sequence

<220>

<223> Modified bacterial sequence

<400> 337

Lys	Glu	His	Ile	Asp	Ala	Trp	Asn	Glu	Ile	Asp	Lys	Leu	Pro	Asn	Leu
1				5					10					15	

Thr	Leu	Asp	Gln	Trp	Leu	Ala	Phe	Ile	Asn	Lys	Leu	Asp	Asp	Asp	Pro
			20					25					30		

Ser	Gln	Ser	Ser	Glu	Leu	Leu	Ser	Glu	Ala	Lys	Lys	Leu	Asn	Asp	Ser
		35					40					45			

Gln

<210> 338

<211> 49

<212> PRT

<213> artificial sequence

<220>

<223> Modified bacterial sequence

<400> 338

Lys	Glu	Val	Val	Ala	Ala	Trp	Asn	Glu	Ile	Asp	Ala	Leu	Pro	Asn	Leu
1				5					10					15	

Thr	Ile	Glu	Gln	Trp	Leu	Ala	Phe	Ile	Asn	Lys	Leu	Asn	Asp	Asp	Pro
			20					25					30		

Ser Gln Ser Ser Glu Leu Leu Ser Glu Ala Lys Lys Leu Asn Asp Ser
 35 40 45

Gln

<210> 339

<211> 49

<212> PRT

<213> artificial sequence

<220>

<223> Modified bacterial sequence

<400> 339

Lys Glu Val Ile Glu Ala Trp Asn Glu Ile Asp Ala Leu Pro Asn Leu
 1 5 10 15

Thr Leu Ala Gln Trp Leu Ala Phe Ile Asn Lys Leu Asp Asp Asp Pro
 20 25 30

Ser Gln Ser Ser Glu Leu Leu Ser Glu Ala Lys Lys Leu Asn Asp Ser
 35 40 45

Gln

<210> 340

<211> 49

<212> PRT

<213> artificial sequence

<220>

<223> Modified bacterial sequence

<400> 340

Lys Glu Val Leu Gln Ala Trp Asp Glu Ile Asp Arg Leu Pro Asn Leu
 1 5 10 15

Thr Leu Asp Gln Trp Leu Ala Phe Ile Asn Lys Leu Asp Asp Asp Pro
 20 25 30

Ser Gln Ser Ser Glu Leu Leu Ser Glu Ala Lys Lys Leu Asn Asp Ser
 35 40 45

Gln

<210> 341

<211> 49

<212> PRT

<213> artificial sequence

<220>

<223> Modified bacterial sequence

<400> 341

Lys Glu Val Ile Asp Ala Trp Asp Glu Ile Asp His Leu Pro Asn Leu
1 5 10 15

Thr Ile Glu Gln Trp Leu Ala Phe Ile Asn Lys Leu Ser Asp Asp Pro
20 25 30

Ser Gln Ser Ser Glu Leu Leu Ser Glu Ala Lys Lys Leu Asn Asp Ser
35 40 45

Gln

<210> 342

<211> 49

<212> PRT

<213> artificial sequence

<220>

<223> Modified bacterial sequence

<400> 342

Lys Glu Val Val Glu Ala Trp Asn Glu Ile Asp Gln Leu Pro Asn Leu
1 5 10 15

Thr Ile Glu Gln Trp Leu Ala Phe Ile Asn Lys Leu Asp Asp Asp Pro
20 25 30

Ser Gln Ser Ser Glu Leu Leu Ser Glu Ala Lys Lys Leu Asn Asp Ser
35 40 45

Gln

<210> 343

<211> 49

<212> PRT

<213> artificial sequence

<220>

<223> Modified bacterial sequence

<400> 343

Lys Glu Val Ile Gln Ala Trp Asn Glu Ile Asp Ala Leu Pro Asn Leu
1 5 10 15

Thr Ile Glu Gln Trp Leu Ala Phe Ile Asn Lys Leu Asp Asp Asp Pro
20 25 30

Ser Gln Ser Ser Glu Leu Leu Ser Glu Ala Lys Lys Leu Asn Asp Ser
35 40 45

Gln

<210> 344

<211> 49

<212> PRT

<213> artificial sequence

<220>

<223> Modified bacterial sequence

<400> 344

```
Lys Glu Val Ile Gln Ala Trp Asp Glu Ile Asp Lys Leu Pro Asn Leu
1           5           10           15
```

```
Thr Ile Asp Gln Trp Leu Ala Phe Ile Asn Lys Leu Ala Asp Asp Pro
          20           25           30
```

```
Ser Gln Ser Ser Glu Leu Leu Ser Glu Ala Lys Lys Leu Asn Asp Ser
          35           40           45
```

Gln

<210> 345

<211> 49

<212> PRT

<213> artificial sequence

<220>

<223> Modified bacterial sequence

<400> 345

```
Lys Glu Val Val Ala Ala Trp Asp Glu Ile Asp Ala Leu Pro Asn Leu
1           5           10           15
```

```
Thr Leu Thr Gln Trp Leu Ala Phe Ile Asn Lys Leu Asp Asp Asp Pro
          20           25           30
```

```
Ser Gln Ser Ser Glu Leu Leu Ser Glu Ala Lys Lys Leu Asn Asp Ser
          35           40           45
```

Gln

<210> 346

<211> 49

<212> PRT

<213> artificial sequence

<220>

<223> Modified bacterial sequence

<400> 346

```
Lys Glu Val Ile Gln Ala Trp Asn Glu Ile Asp Gly Leu Pro Asn Leu
1           5           10           15
```

1 5 10 15

Thr Leu Ser Gln Trp Leu Ala Phe Ile Asn Lys Leu Asp Asp Asp Pro
 20 25 30

Ser Gln Ser Ser Glu Leu Leu Ser Glu Ala Lys Lys Leu Asn Asp Ser
 35 40 45

Gln

<210> 347

<211> 49

<212> PRT

<213> artificial sequence

<220>

<223> Modified bacterial sequence

<400> 347

Lys Glu Thr Ile Glu Ala Trp Asp Glu Ile Asp Ala Leu Pro Asn Leu
 1 5 10 15

Thr Ile Thr Gln Trp Leu Ala Phe Ile Asn Lys Leu Asp Asp Asp Pro
 20 25 30

Ser Gln Ser Ser Glu Leu Leu Ser Glu Ala Lys Lys Leu Asn Asp Ser
 35 40 45

Gln

<210> 348

<211> 49

<212> PRT

<213> artificial sequence

<220>

<223> Modified bacterial sequence

<400> 348

Lys Glu Val Ile Asp Ala Trp Asn Glu Ile Asp His Leu Pro Asn Leu
 1 5 10 15

Thr Ile Gln Gln Trp Leu Ala Phe Ile Asn Lys Leu Ala Asp Asp Pro
 20 25 30

Ser Gln Ser Ser Glu Leu Leu Ser Glu Ala Lys Lys Leu Asn Asp Ser
 35 40 45

Gln

<210> 349

<211> 49

<212> PRT

<213> artificial sequence

<220>

<223> Modified bacterial sequence

<400> 349

Lys Glu Thr Ile Glu Ala Trp Asn Glu Ile Asp Ala Leu Pro Asn Leu
1 5 10 15

Thr Leu Asp Gln Trp Leu Ala Phe Ile Asn Lys Leu Glu Asp Asp Pro
20 25 30

Ser Gln Ser Ser Glu Leu Leu Ser Glu Ala Lys Lys Leu Asn Asp Ser
35 40 45

Gln

<210> 350

<211> 49

<212> PRT

<213> artificial sequence

<220>

<223> Modified bacterial sequence

<400> 350

Lys Glu His Ile His Ala Trp Asn Glu Ile Asp Glu Leu Pro Asn Leu
1 5 10 15

Thr Ile Glu Gln Trp Leu Ala Phe Ile Asn Lys Leu Ala Asp Asp Pro
20 25 30

Ser Gln Ser Ser Glu Leu Leu Ser Glu Ala Lys Lys Leu Asn Asp Ser
35 40 45

Gln

<210> 351

<211> 49

<212> PRT

<213> artificial sequence

<220>

<223> Modified bacterial sequence

<400> 351

Lys Glu Val Ile Asp Ala Trp Asp Glu Ile Asp His Leu Pro Asn Leu
1 5 10 15

Thr Ile Asp Gln Trp Leu Ala Phe Ile Asn Lys Leu Ser Asp Asp Pro
20 25 30

Ser Gln Ser Ser Glu Leu Leu Ser Glu Ala Lys Lys Leu Asn Asp Ser
35 40 45

Gln

<210> 352

<211> 49

<212> PRT

<213> artificial sequence

<220>

<223> Modified bacterial sequence

<400> 352

Lys	Glu	Val	Ile	Asp	Ala	Asn	Asp	Glu	Ile	Asp	Ala	Leu	Pro	Asn	Leu
1				5				10						15	

Thr	Ile	Ala	Gln	Trp	Leu	Ala	Phe	Ile	Asn	Lys	Leu	His	Asp	Asp	Pro
			20					25					30		

Ser	Gln	Ser	Ser	Glu	Leu	Leu	Ser	Glu	Ala	Lys	Lys	Leu	Asn	Asp	Ser
		35					40					45			

Gln

<210> 353

<211> 49

<212> PRT

<213> artificial sequence

<220>

<223> Modified bacterial sequence

<400> 353

Lys	Glu	Thr	Ile	Glu	Ala	Trp	Asp	Glu	Ile	Asp	Lys	Leu	Pro	Asn	Leu
1				5				10						15	

Thr	Ile	Glu	Gln	Trp	Leu	Ala	Phe	Ile	Asn	Lys	Leu	Asp	Asp	Asp	Pro
			20					25					30		

Ser	Gln	Ser	Ser	Glu	Leu	Leu	Ser	Glu	Ala	Lys	Lys	Leu	Asn	Asp	Ser
		35					40					45			

Gln

<210> 354

<211> 49

<212> PRT

<213> artificial sequence

<220>

<223> Modified bacterial sequence

<400> 354

Lys Glu Val Leu Leu Ala Trp Asp Glu Ile Asp His Leu Pro Asn Leu
 1 5 10 15

Thr Leu Glu Gln Trp Leu Ala Phe Ile Asn Lys Leu Asp Asp Asp Pro
 20 25 30

Ser Gln Ser Ser Glu Leu Leu Ser Glu Ala Lys Lys Leu Asn Asp Ser
 35 40 45

Gln

<210> 355

<211> 49

<212> PRT

<213> artificial sequence

<220>

<223> Modified bacterial sequence

<400> 355

Lys Glu His Ile Asp Ala Trp Asn Glu Ile Asp Gly Leu Pro Asn Leu
 1 5 10 15

Thr Leu Glu Gln Trp Leu Ala Phe Ile Asn Lys Leu Asp Asp Asp Pro
 20 25 30

Ser Gln Ser Ser Glu Leu Leu Ser Glu Ala Lys Lys Leu Asn Asp Ser
 35 40 45

Gln

<210> 356

<211> 49

<212> PRT

<213> artificial sequence

<220>

<223> Modified bacterial sequence

<400> 356

Lys Glu Val Ile Glu Ala Trp Ser Glu Ile Asp Ala Leu Pro Asn Leu
 1 5 10 15

Thr Ile Asp Gln Trp Leu Ala Phe Ile Asn Lys Leu Ala Asp Asp Pro
 20 25 30

Ser Gln Ser Ser Glu Leu Leu Ser Glu Ala Lys Lys Leu Asn Asp Ser
 35 40 45

Gln

<210> 357

<211> 49

<212> PRT

<213> artificial sequence

<220>

<223> Modified bacterial sequence

<400> 357

Lys	Glu	Gln	Leu	Asn	Ala	Trp	Ala	Glu	Ile	Asp	Ala	Leu	Pro	Asn	Leu
1				5					10					15	

Thr	Ile	Glu	Gln	Trp	Leu	Ala	Phe	Ile	Asn	Lys	Leu	Asp	Asp	Asp	Pro
		20						25					30		

Ser	Gln	Ser	Ser	Glu	Leu	Leu	Ser	Glu	Ala	Lys	Lys	Leu	Asn	Asp	Ser
		35					40					45			

Gln

<210> 358

<211> 49

<212> PRT

<213> artificial sequence

<220>

<223> Modified bacterial sequence

<400> 358

Lys	Glu	Val	Ile	Asp	Ala	Trp	Asn	Glu	Ile	Asp	Ala	Leu	Pro	Asn	Leu
1				5					10					15	

Thr	Ile	Ala	Gln	Trp	Leu	Ala	Phe	Ile	Asn	Lys	Leu	Asp	Asp	Asp	Pro
		20						25					30		

Ser	Gln	Ser	Ser	Glu	Leu	Leu	Ser	Glu	Ala	Lys	Lys	Leu	Asn	Asp	Ser
		35					40					45			

Gln

<210> 359

<211> 49

<212> PRT

<213> artificial sequence

<220>

<223> Modified bacterial sequence

<400> 359

Lys	Glu	Thr	Ile	Asp	Ala	Trp	Asn	Glu	Ile	Asp	Gln	Leu	Pro	Asn	Leu
1				5					10					15	

Thr	Ile	Glu	Gln	Trp	Leu	Ala	Phe	Ile	Asn	Lys	Leu	Asp	Asp	Asp	Pro
		20						25					30		

Ser Gln Ser Ser Glu Leu Leu Ser Glu Ala Lys Lys Leu Asn Asp Ser
 35 40 45

Gln

<210> 360

<211> 49

<212> PRT

<213> artificial sequence

<220>

<223> Modified bacterial sequence

<400> 360

Lys Glu Val Ile Glu Ala Trp Asp Glu Ile Asp Lys Leu Pro Asn Leu
 1 5 10 15

Thr Leu Ala Gln Trp Leu Ala Phe Ile Asn Lys Leu Asp Asp Asp Pro
 20 25 30

Ser Gln Ser Ser Glu Leu Leu Ser Glu Ala Lys Lys Leu Asn Asp Ser
 35 40 45

Gln

<210> 361

<211> 49

<212> PRT

<213> artificial sequence

<220>

<223> Modified bacterial sequence

<400> 361

Lys Glu Val Leu Tyr Ala Trp Ala Glu Ile Asp His Leu Pro Asn Leu
 1 5 10 15

Thr Ile Glu Gln Trp Leu Ala Phe Ile Asn Lys Leu Asp Asp Asp Pro
 20 25 30

Ser Gln Ser Ser Glu Leu Leu Ser Glu Ala Lys Lys Leu Asn Asp Ser
 35 40 45

Gln

<210> 362

<211> 49

<212> PRT

<213> artificial sequence

<220>

<223> Modified bacterial sequence

<400> 362

Lys Glu Gln Ile Asp Ala Trp Asn Glu Ile Asp Arg Leu Pro Asn Leu
1 5 10 15

Thr Ile Gln Gln Trp Leu Ala Phe Ile Asn Lys Leu Asp Asp Asp Pro
20 25 30

Ser Gln Ser Ser Glu Leu Leu Ser Glu Ala Lys Lys Leu Asn Asp Ser
35 40 45

Gln

<210> 363

<211> 49

<212> PRT

<213> artificial sequence

<220>

<223> Modified bacterial sequence

<400> 363

Lys Glu Val Leu Ala Ala Trp Asp Glu Ile Asp Arg Leu Pro Asn Leu
1 5 10 15

Thr Ile Glu Gln Trp Leu Ala Phe Ile Asn Lys Leu Asp Asp Asp Pro
20 25 30

Ser Gln Ser Ser Glu Leu Leu Ser Glu Ala Lys Lys Leu Asn Asp Ser
35 40 45

Gln

<210> 364

<211> 49

<212> PRT

<213> artificial sequence

<220>

<223> Modified bacterial sequence

<400> 364

Lys Glu Val Ile Glu Ala Trp Asp Glu Ile Asp His Leu Pro Asn Leu
1 5 10 15

Thr Leu His Gln Trp Leu Ala Phe Ile Asn Lys Leu Asp Asp Asp Pro
20 25 30

Ser Gln Ser Ser Glu Leu Leu Ser Glu Ala Lys Lys Leu Asn Asp Ser
35 40 45

Gln

<210> 365

<211> 49

<212> PRT

<213> artificial sequence

<220>

<223> Modified bacterial sequence

<400> 365

Lys Glu Val Ile Glu Ala Trp Asn Glu Ile Asp Lys Leu Pro Asn Leu
 1 5 10 15

Thr Leu Gln Gln Trp Leu Ala Phe Ile Asn Lys Leu Asp Asp Asp Pro
 20 25 30

Ser Gln Ser Ser Glu Leu Leu Ser Glu Ala Lys Lys Leu Asn Asp Ser
 35 40 45

Gln

<210> 366

<211> 49

<212> PRT

<213> artificial sequence

<220>

<223> Modified bacterial sequence

<400> 366

Lys Glu Val Ile Asp Ala Asn Asp Glu Ile Asp Ala Leu Pro Asn Leu
 1 5 10 15

Thr Ile Glu Gln Trp Leu Ala Phe Ile Asn Lys Leu His Asp Asp Pro
 20 25 30

Ser Gln Ser Ser Glu Leu Leu Ser Glu Ala Lys Lys Leu Asn Asp Ser
 35 40 45

Gln

<210> 367

<211> 49

<212> PRT

<213> artificial sequence

<220>

<223> Modified bacterial sequence

<400> 367

Lys Glu Val Ile Ala Ala Trp Asp Glu Ile Asp Ala Leu Pro Asn Leu
 1 5 10 15

Thr Ile Glu Gln Trp Leu Ala Phe Ile Asn Lys Leu Asp Asp Asp Pro
 20 25 30

Ser Gln Ser Ser Glu Leu Leu Ser Glu Ala Lys Lys Leu Asn Asp Ser
 35 40 45

Gln

<210> 368

<211> 49

<212> PRT

<213> artificial sequence

<220>

<223> Modified bacterial sequence

<400> 368

Lys Glu Val Ile Glu Ala Trp Thr Glu Ile Asp Gln Leu Pro Asn Leu
 1 5 10 15

Thr Leu Asp Gln Trp Leu Ala Phe Ile Asn Lys Leu Asp Asp Asp Pro
 20 25 30

Ser Gln Ser Ser Glu Leu Leu Ser Glu Ala Lys Lys Leu Asn Asp Ser
 35 40 45

Gln

<210> 369

<211> 49

<212> PRT

<213> artificial sequence

<220>

<223> Modified bacterial sequence

<400> 369

Lys Glu Val Ile Asn Ala Trp Asn Glu Ile Asp Ala Leu Pro Asn Leu
 1 5 10 15

Thr Leu Gln Gln Trp Leu Ala Phe Ile Asn Lys Leu Asp Asp Asp Pro
 20 25 30

Ser Gln Ser Ser Glu Leu Leu Ser Glu Ala Lys Lys Leu Asn Asp Ser
 35 40 45

Gln

<210> 370

<211> 49

<212> PRT

<213> artificial sequence

<220>

<223> Modified bacterial sequence

<400> 370

```
Lys Glu His Ile Glu Ala Trp Asp Glu Ile Asp His Leu Pro Asn Leu
1           5           10           15
```

```
Thr Ile Asp Gln Trp Leu Ala Phe Ile Asn Lys Leu Ala Asp Asp Pro
          20           25           30
```

```
Ser Gln Ser Ser Glu Leu Leu Ser Glu Ala Lys Lys Leu Asn Asp Ser
      35           40           45
```

Gln

<210> 371

<211> 49

<212> PRT

<213> artificial sequence

<220>

<223> Modified bacterial sequence

<400> 371

```
Lys Glu His Leu Glu Ala Trp Arg Glu Ile Asp Ala Leu Pro Asn Leu
1           5           10           15
```

```
Thr Ile Glu Gln Trp Leu Ala Phe Ile Asn Lys Leu Asp Asp Asp Pro
          20           25           30
```

```
Ser Gln Ser Ser Glu Leu Leu Ser Glu Ala Lys Lys Leu Asn Asp Ser
      35           40           45
```

Gln

<210> 372

<211> 49

<212> PRT

<213> artificial sequence

<220>

<223> Modified bacterial sequence

<400> 372

```
Lys Glu Val Leu Asp Ala Trp Asn Glu Ile Asp Lys Leu Pro Asn Leu
1           5           10           15
```

```
Thr Leu Gln Gln Trp Leu Ala Phe Ile Asn Lys Leu Asp Asp Asp Pro
          20           25           30
```

Ser Gln Ser Ser Glu Leu Leu Ser Glu Ala Lys Lys Leu Asn Asp Ser
 35 40 45

Gln

<210> 373

<211> 49

<212> PRT

<213> artificial sequence

<220>

<223> Modified bacterial sequence

<400> 373

Lys Glu Val Ile Ala Ala Trp Asp Glu Ile Asp His Leu Pro Asn Leu
 1 5 10 15

Thr Ile Gln Gln Trp Leu Ala Phe Ile Asn Lys Leu Asp Asp Asp Pro
 20 25 30

Ser Gln Ser Ser Glu Leu Leu Ser Glu Ala Lys Lys Leu Asn Asp Ser
 35 40 45

Gln

<210> 374

<211> 49

<212> PRT

<213> artificial sequence

<220>

<223> Modified bacterial sequence

<400> 374

Lys Glu Val Ile Gln Ala Trp Asn Glu Ile Asp Ala Leu Pro Asn Leu
 1 5 10 15

Thr Leu Glu Gln Trp Leu Ala Phe Ile Asn Lys Leu Asp Asp Asp Pro
 20 25 30

Ser Gln Ser Ser Glu Leu Leu Ser Glu Ala Lys Lys Leu Asn Asp Ser
 35 40 45

Gln

<210> 375

<211> 49

<212> PRT

<213> artificial sequence

<220>

<223> Modified bacterial sequence

<400> 375

Lys Glu Val Ile Asp Ala Trp Asn Glu Ile Asp His Leu Pro Asn Leu
 1 5 10 15

Thr Ile Ala Gln Trp Leu Ala Phe Ile Asn Lys Leu Asp Asp Asp Pro
 20 25 30

Ser Gln Ser Ser Glu Leu Leu Ser Glu Ala Lys Lys Leu Asn Asp Ser
 35 40 45

Gln

<210> 376

<211> 49

<212> PRT

<213> artificial sequence

<220>

<223> Modified bacterial sequence

<400> 376

Lys Glu Gln Leu Asp Ala Trp Asp Glu Ile Asp His Leu Pro Asn Leu
 1 5 10 15

Thr Ile Asp Gln Trp Leu Ala Phe Ile Asn Lys Leu Ser Asp Asp Pro
 20 25 30

Ser Gln Ser Ser Glu Leu Leu Ser Glu Ala Lys Lys Leu Asn Asp Ser
 35 40 45

Gln

<210> 377

<211> 49

<212> PRT

<213> artificial sequence

<220>

<223> Modified bacterial sequence

<400> 377

Lys Glu Val Leu Asn Ala Trp Asp Glu Ile Asp Lys Leu Pro Asn Leu
 1 5 10 15

Thr Ile Glu Gln Trp Leu Ala Phe Ile Asn Lys Leu Asp Asp Asp Pro
 20 25 30

Ser Gln Ser Ser Glu Leu Leu Ser Glu Ala Lys Lys Leu Asn Asp Ser
 35 40 45

Gln

<210> 378

<211> 49

<212> PRT

<213> artificial sequence

<220>

<223> Modified bacterial sequence

<400> 378

Lys	Glu	Val	Leu	Glu	Ala	Trp	Asn	Glu	Ile	Asp	His	Leu	Pro	Asn	Leu
1				5					10					15	

Thr	Ile	Asp	Gln	Trp	Leu	Ala	Phe	Ile	Asn	Lys	Leu	Asp	Asp	Asp	Pro
			20					25					30		

Ser	Gln	Ser	Ser	Glu	Leu	Leu	Ser	Glu	Ala	Lys	Lys	Leu	Asn	Asp	Ser
		35					40					45			

Gln

<210> 379

<211> 49

<212> PRT

<213> artificial sequence

<220>

<223> Modified bacterial sequence

<400> 379

Lys	Glu	Val	Leu	Leu	Ala	Trp	Asp	Glu	Ile	Asp	Arg	Leu	Pro	Asn	Leu
1				5					10					15	

Thr	Ile	Asp	Gln	Trp	Leu	Ala	Phe	Ile	Asn	Lys	Leu	Ala	Asp	Asp	Pro
			20					25					30		

Ser	Gln	Ser	Ser	Glu	Leu	Leu	Ser	Glu	Ala	Lys	Lys	Leu	Asn	Asp	Ser
				35				40				45			

Gln

<210> 380

<211> 49

<212> PRT

<213> artificial sequence

<220>

<223> Modified bacterial sequence

<400> 380

Lys	Glu	Val	Ile	Ala	Ala	Trp	Asn	Glu	Ile	Asp	Gln	Leu	Pro	Asn	Leu
1				5					10					15	

Thr Leu Asp Gln Trp Leu Ala Phe Ile Asn Lys Leu Asp Asp Asp Pro
 20 25 30

Ser Gln Ser Ser Glu Leu Leu Ser Glu Ala Lys Lys Leu Asn Asp Ser
 35 40 45

Gln

<210> 381

<211> 49

<212> PRT

<213> artificial sequence

<220>

<223> Modified bacterial sequence

<400> 381

Lys Glu Thr Leu Leu Ala Trp Asp Glu Ile Asp Ala Leu Pro Asn Leu
 1 5 10 15

Thr Ile Glu Gln Trp Leu Ala Phe Ile Asn Lys Leu Asp Asp Asp Pro
 20 25 30

Ser Gln Ser Ser Glu Leu Leu Ser Glu Ala Lys Lys Leu Asn Asp Ser
 35 40 45

Gln

<210> 382

<211> 49

<212> PRT

<213> artificial sequence

<220>

<223> Modified bacterial sequence

<400> 382

Lys Glu Val Ile Asp Ala Trp Asn Glu Ile Asp Thr Leu Pro Asn Leu
 1 5 10 15

Thr Leu Glu Gln Trp Leu Ala Phe Ile Asn Lys Leu Asp Asp Asp Pro
 20 25 30

Ser Gln Ser Ser Glu Leu Leu Ser Glu Ala Lys Lys Leu Asn Asp Ser
 35 40 45

Gln

<210> 383

<211> 49

<212> PRT

<213> artificial sequence

<220>

<223> Modified bacterial sequence

<400> 383

Lys	Glu	Val	Leu	His	Ala	Trp	Asn	Glu	Ile	Asp	His	Leu	Pro	Asn	Leu
1				5					10					15	

Thr	Leu	Asn	Gln	Trp	Leu	Ala	Phe	Ile	Asn	Lys	Leu	Gln	Asp	Asp	Pro
		20						25				30			

Ser	Gln	Ser	Ser	Glu	Leu	Leu	Ser	Glu	Ala	Lys	Lys	Leu	Asn	Asp	Ser
	35						40					45			

Gln

<210> 384

<211> 49

<212> PRT

<213> artificial sequence

<220>

<223> Modified bacterial sequence

<400> 384

Lys	Glu	Val	Ile	Gln	Ala	Trp	Asn	Glu	Ile	Asp	Ala	Leu	Pro	Asn	Leu
1				5					10					15	

Thr	Ile	Ala	Gln	Trp	Leu	Ala	Phe	Ile	Asn	Lys	Leu	Asp	Asp	Asp	Pro
			20					25					30		

Ser	Gln	Ser	Ser	Glu	Leu	Leu	Ser	Glu	Ala	Lys	Lys	Leu	Asn	Asp	Ser
	35						40					45			

Gln

<210> 385

<211> 49

<212> PRT

<213> artificial sequence

<220>

<223> Modified bacterial sequence

<400> 385

Lys	Glu	Thr	Val	Asp	Ala	Trp	Asn	Glu	Ile	Asp	Ala	Leu	Pro	Asn	Leu
1				5					10					15	

Thr	Ile	Glu	Gln	Trp	Leu	Ala	Phe	Ile	Asn	Lys	Leu	Asp	Asp	Asp	Pro
		20						25					30		

Ser	Gln	Ser	Ser	Glu	Leu	Leu	Ser	Glu	Ala	Lys	Lys	Leu	Asn	Asp	Ser
	35						40					45			

Gln

<210> 386

<211> 49

<212> PRT

<213> artificial sequence

<220>

<223> Modified bacterial sequence

<400> 386

Lys	Glu	Val	Ile	Gln	Ala	Trp	Asp	Glu	Ile	Asp	His	Leu	Pro	Asn	Leu
1				5				10						15	

Thr	Ile	Asp	Gln	Trp	Leu	Ala	Phe	Ile	Asn	Lys	Leu	Asp	Asp	Asp	Pro
			20					25					30		

Ser	Gln	Ser	Ser	Glu	Leu	Leu	Ser	Glu	Ala	Lys	Lys	Leu	Asn	Asp	Ser
		35					40					45			

Gln

<210> 387

<211> 49

<212> PRT

<213> artificial sequence

<220>

<223> Modified bacterial sequence

<400> 387

Lys	Glu	Val	Leu	Asp	Ala	Trp	Asn	Glu	Ile	Asp	Gln	Leu	Pro	Asn	Leu
1				5				10						15	

Thr	Ile	Gln	Gln	Trp	Leu	Ala	Phe	Ile	Asn	Lys	Leu	Asp	Asp	Asp	Pro
			20					25					30		

Ser	Gln	Ser	Ser	Glu	Leu	Leu	Ser	Glu	Ala	Lys	Lys	Leu	Asn	Asp	Ser
		35					40					45			

Gln

<210> 388

<211> 49

<212> PRT

<213> artificial sequence

<220>

<223> Modified bacterial sequence

<400> 388

Lys Glu Thr Ile Glu Ala Trp Asn Glu Ile Asp Ala Leu Pro Asn Leu
1 5 10 15

Thr Leu Asp Gln Trp Leu Ala Phe Ile Asn Lys Leu Asp Asp Asp Pro
20 25 30

Ser Gln Ser Ser Glu Leu Leu Ser Glu Ala Lys Lys Leu Asn Asp Ser
35 40 45

Gln

<210> 389

<211> 49

<212> PRT

<213> artificial sequence

<220>

<223> Modified bacterial sequence

<400> 389

Lys Glu Val Ile Glu Ala Trp Asp Glu Ile Asp Ala Leu Pro Asn Leu

1 5 10 15

Thr Ile Asp Gln Trp Leu Ala Phe Ile Asn Lys Leu Asp Asp Asp Pro
20 25 30

Ser Gln Ser Ser Glu Leu Leu Ser Glu Ala Lys Lys Leu Asn Asp Ser
35 40 45

Gln

<210> 390

<211> 49

<212> PRT

<213> artificial sequence

<220>

<223> Modified bacterial sequence

<400> 390

Lys Glu Val Ile Glu Ala Trp Asn Glu Ile Asp Gln Leu Pro Asn Leu
1 5 10 15

Thr Ile Gln Gln Trp Leu Ala Phe Ile Asn Lys Leu Asp Asp Asp Pro
20 25 30

Ser Gln Ser Ser Glu Leu Leu Ser Glu Ala Lys Lys Leu Asn Asp Ser
35 40 45

Gln

<210> 391

<211> 49

<212> PRT

<213> artificial sequence

<220>

<223> Modified bacterial sequence

<400> 391

Lys	Glu	Val	Ile	Glu	Ala	Trp	Thr	Glu	Ile	Asp	His	Leu	Pro	Asn	Leu
1				5					10					15	

Thr	Ile	Glu	Gln	Trp	Leu	Ala	Phe	Ile	Asn	Lys	Leu	Asp	Asp	Asp	Pro
			20					25					30		

Ser	Gln	Ser	Ser	Glu	Leu	Leu	Ser	Glu	Ala	Lys	Lys	Leu	Asn	Asp	Ser
		35					40					45			

Gln

<210> 392

<211> 49

<212> PRT

<213> artificial sequence

<220>

<223> Modified bacterial sequence

<400> 392

Lys	Glu	Val	Ile	Gln	Ala	Trp	Asn	Glu	Ile	Asp	His	Leu	Pro	Asn	Leu
1				5					10					15	

Thr	Leu	Gln	Gln	Trp	Leu	Ala	Phe	Ile	Asn	Lys	Leu	Glu	Asp	Asp	Pro
			20					25					30		

Ser	Gln	Ser	Ser	Glu	Leu	Leu	Ser	Glu	Ala	Lys	Lys	Leu	Asn	Asp	Ser
		35					40					45			

Gln

<210> 393

<211> 49

<212> PRT

<213> artificial sequence

<220>

<223> Modified bacterial sequence

<400> 393

Lys	Glu	Val	Ile	Gln	Ala	Asn	Asn	Glu	Ile	Asp	Gln	Leu	Pro	Asn	Leu
1				5					10					15	

Thr	Ile	Glu	Gln	Trp	Leu	Ala	Phe	Ile	Asn	Lys	Leu	His	Asp	Asp	Pro
			--					--					--		

20

25

30

Ser Gln Ser Ser Glu Leu Leu Ser Glu Ala Lys Lys Leu Asn Asp Ser
 35 40 45

Gln

<210> 394

<211> 49

<212> PRT

<213> artificial sequence

<220>

<223> Modified bacterial sequence

<400> 394

Lys Glu Val Leu His Ala Trp Ser Glu Ile Asp Lys Leu Pro Asn Leu
 1 5 10 15

Thr Ile Glu Gln Trp Leu Ala Phe Ile Asn Lys Leu Asp Asp Asp Pro
 20 25 30

Ser Gln Ser Ser Glu Leu Leu Ser Glu Ala Lys Lys Leu Asn Asp Ser
 35 40 45

Gln

<210> 395

<211> 49

<212> PRT

<213> artificial sequence

<220>

<223> Modified bacterial sequence

<400> 395

Lys Glu Thr Ile Gln Ala Trp Asp Glu Ile Asp Lys Leu Pro Asn Leu
 1 5 10 15

Thr Leu Asp Gln Trp Leu Ala Phe Ile Asn Lys Leu Ser Asp Asp Pro
 20 25 30

Ser Gln Ser Ser Glu Leu Leu Ser Glu Ala Lys Lys Leu Asn Asp Ser
 35 40 45

Gln

<210> 396

<211> 49

<212> PRT

<213> artificial sequence

<220>

<223> Modified bacterial sequence

<400> 396

Lys	Glu	Thr	Leu	Arg	Ala	Trp	Asp	Glu	Ile	Asp	Lys	Leu	Pro	Asn	Leu
1				5					10					15	

Thr	Ile	Gln	Gln	Trp	Leu	Ala	Phe	Ile	Asn	Lys	Leu	Ala	Asp	Asp	Pro
		20						25					30		

Ser	Gln	Ser	Ser	Glu	Leu	Leu	Ser	Glu	Ala	Lys	Lys	Leu	Asn	Asp	Ser
	35						40					45			

Gln

<210> 397

<211> 49

<212> PRT

<213> artificial sequence

<220>

<223> Modified bacterial sequence

<400> 397

Lys	Glu	Val	Ile	Asp	Ala	Trp	Asn	Glu	Ile	Asp	His	Leu	Pro	Asn	Leu
1				5					10					15	

Thr	Ile	Glu	Gln	Trp	Leu	Ala	Phe	Ile	Asn	Lys	Leu	Glu	Asp	Asp	Pro
		20						25					30		

Ser	Gln	Ser	Ser	Glu	Leu	Leu	Ser	Glu	Ala	Lys	Lys	Leu	Asn	Asp	Ser
	35						40					45			

Gln

<210> 398

<211> 49

<212> PRT

<213> artificial sequence

<220>

<223> Modified bacterial sequence

<400> 398

Lys	Glu	Val	Ile	Asp	Ala	Trp	Asn	Glu	Ile	Asp	His	Leu	Pro	Asn	Leu
1				5					10					15	

Thr	Leu	Gln	Gln	Trp	Leu	Ala	Phe	Ile	Asn	Lys	Leu	Ala	Asp	Asp	Pro
		20						25					30		

Ser	Gln	Ser	Ser	Glu	Leu	Leu	Ser	Glu	Ala	Lys	Lys	Leu	Asn	Asp	Ser
	35						40					45			

Gln

<210> 399

<211> 49

<212> PRT

<213> artificial sequence

<220>

<223> Modified bacterial sequence

<400> 399

Lys	Glu	Thr	Ile	Asp	Ala	Trp	Asn	Glu	Ile	Asp	Ala	Leu	Pro	Asn	Leu
1				5				10						15	

Thr	Leu	Asp	Gln	Trp	Leu	Ala	Phe	Ile	Asn	Lys	Leu	Asp	Asp	Asp	Pro
		20						25					30		

Ser	Gln	Ser	Ser	Glu	Leu	Leu	Ser	Glu	Ala	Lys	Lys	Leu	Asn	Asp	Ser
		35					40					45			

Gln

<210> 400

<211> 49

<212> PRT

<213> artificial sequence

<220>

<223> Modified bacterial sequence

<400> 400

Lys	Glu	Val	Ile	Glu	Ala	Trp	Asn	Glu	Ile	Asp	Gln	Leu	Pro	Asn	Leu
1				5				10						15	

Thr	Ile	Glu	Gln	Trp	Leu	Ala	Phe	Ile	Asn	Lys	Leu	Asp	Asp	Asp	Pro
		20						25					30		

Ser	Gln	Ser	Ser	Glu	Leu	Leu	Ser	Glu	Ala	Lys	Lys	Leu	Asn	Asp	Ser
		35					40					45			

Gln

<210> 401

<211> 49

<212> PRT

<213> artificial sequence

<220>

<223> Modified bacterial sequence

<400> 401

Lys	Glu	Val	Ile	Arg	Ala	Trp	Asp	Glu	Ile	Asp	Gln	Leu	Pro	Asn	Leu
1				5				10						15	

Thr Leu Ser Gln Trp Leu Ala Phe Ile Asn Lys Leu Asp Asp Asp Pro
 20 25 30

Ser Gln Ser Ser Glu Leu Leu Ser Glu Ala Lys Lys Leu Asn Asp Ser
 35 40 45

Gln

<210> 402

<211> 49

<212> PRT

<213> artificial sequence

<220>

<223> Modified bacterial sequence

<400> 402

Lys Glu Val Ile Glu Ala Trp Asn Glu Ile Asp Arg Leu Pro Asn Leu
 1 5 10 15

Thr Ile His Gln Trp Leu Ala Phe Ile Asn Lys Leu Asp Asp Asp Pro
 20 25 30

Ser Gln Ser Ser Glu Leu Leu Ser Glu Ala Lys Lys Leu Asn Asp Ser
 35 40 45

Gln

<210> 403

<211> 49

<212> PRT

<213> artificial sequence

<220>

<223> Modified bacterial sequence

<400> 403

Lys Glu Thr Ile Glu Ala Trp Asn Glu Ile Asp Gln Leu Pro Asn Leu
 1 5 10 15

Thr Ile Glu Gln Trp Leu Ala Phe Ile Asn Lys Leu Asp Asp Asp Pro
 20 25 30

Ser Gln Ser Ser Glu Leu Leu Ser Glu Ala Lys Lys Leu Asn Asp Ser
 35 40 45

Gln

<210> 404

<211> 49

<212> PRT

<213> artificial sequence

<220>

<223> Modified bacterial sequence

<400> 404

Lys	Glu	Val	Leu	Thr	Ala	Trp	Ala	Glu	Ile	Asp	Ala	Leu	Pro	Asn	Leu
1				5					10					15	

Thr	Leu	Ser	Gln	Trp	Leu	Ala	Phe	Ile	Asn	Lys	Leu	Asp	Asp	Asp	Pro
			20					25					30		

Ser	Gln	Ser	Ser	Glu	Leu	Leu	Ser	Glu	Ala	Lys	Lys	Leu	Asn	Asp	Ser
		35					40					45			

Gln

<210> 405

<211> 49

<212> PRT

<213> artificial sequence

<220>

<223> Modified bacterial sequence

<400> 405

Lys	Glu	Val	Ile	Glu	Ala	Trp	Asp	Glu	Ile	Asp	Lys	Leu	Pro	Asn	Leu
1				5					10					15	

Thr	Val	Asp	Gln	Trp	Leu	Ala	Phe	Ile	Asn	Lys	Leu	Asp	Asp	Asp	Pro
			20					25					30		

Ser	Gln	Ser	Ser	Glu	Leu	Leu	Ser	Glu	Ala	Lys	Lys	Leu	Asn	Asp	Ser
		35					40					45			

Gln

<210> 406

<211> 49

<212> PRT

<213> artificial sequence

<220>

<223> Modified bacterial sequence

<400> 406

Lys	Glu	Val	Ile	Asp	Ala	Trp	Asn	Glu	Ile	Asp	His	Leu	Pro	Asn	Leu
1				5					10					15	

Thr	Leu	Thr	Gln	Trp	Leu	Ala	Phe	Ile	Asn	Lys	Leu	Asp	Asp	Asp	Pro
			20					25					30		

Ser	Gln	Ser	Ser	Glu	Leu	Leu	Ser	Glu	Ala	Lys	Lys	Leu	Asn	Asp	Ser
		35					40					45			

Gln

<210> 407

<211> 49

<212> PRT

<213> artificial sequence

<220>

<223> Modified bacterial sequence

<400> 407

Lys	Glu	Val	Ile	Glu	Ala	Trp	Asn	Glu	Ile	Asp	Gln	Leu	Pro	Asn	Leu
1				5				10					15		

Thr	Leu	Asp	Gln	Trp	Leu	Ala	Phe	Ile	Asn	Lys	Leu	Asp	Asp	Asp	Pro
		20						25				30			

Ser	Gln	Ser	Ser	Glu	Leu	Leu	Ser	Glu	Ala	Lys	Lys	Leu	Asn	Asp	Ser
	35						40					45			

Gln

<210> 408

<211> 49

<212> PRT

<213> artificial sequence

<220>

<223> Modified bacterial sequence

<400> 408

Lys	Glu	Thr	Leu	Gln	Ala	Trp	Asp	Glu	Ile	Asp	His	Leu	Pro	Asn	Leu
1				5				10					15		

Thr	Leu	Asn	Gln	Trp	Leu	Ala	Phe	Ile	Asn	Lys	Leu	Asp	Asp	Asp	Pro
		20						25				30			

Ser	Gln	Ser	Ser	Glu	Leu	Leu	Ser	Glu	Ala	Lys	Lys	Leu	Asn	Asp	Ser
	35						40					45			

Gln

<210> 409

<211> 49

<212> PRT

<213> artificial sequence

<220>

<223> Modified bacterial sequence

<400> 409

Lys Glu Val Ile Asp Ala Trp Asn Glu Ile Asp His Leu Pro Asn Leu
 1 5 10 15

Thr Ile Glu Gln Trp Leu Ala Phe Ile Asn Lys Leu Asp Asp Asp Pro
 20 25 30

Ser Gln Ser Ser Glu Leu Leu Ser Glu Ala Lys Lys Leu Asn Asp Ser
 35 40 45

Gln

<210> 410

<211> 49

<212> PRT

<213> artificial sequence

<220>

<223> Modified bacterial sequence

<400> 410

Lys Glu Val Ile Glu Ala Trp Asn Glu Ile Asp Leu Leu Pro Asn Leu
 1 5 10 15

Thr Leu Ser Gln Trp Leu Ala Phe Ile Asn Lys Leu Asp Asp Asp Pro
 20 25 30

Ser Gln Ser Ser Glu Leu Leu Ser Glu Ala Lys Lys Leu Asn Asp Ser
 35 40 45

Gln

<210> 411

<211> 49

<212> PRT

<213> artificial sequence

<220>

<223> Modified bacterial sequence

<400> 411

Lys Glu Val Ile Asp Ala Trp Asp Glu Ile Asp Arg Leu Pro Asn Leu
 1 5 10 15

Thr Leu Lys Gln Trp Leu Ala Phe Ile Asn Lys Leu Asp Asp Asp Pro
 20 25 30

Ser Gln Ser Ser Glu Leu Leu Ser Glu Ala Lys Lys Leu Asn Asp Ser
 35 40 45

Gln

<210> 412

<211> 49

<212> PRT

<213> artificial sequence

<220>

<223> Modified bacterial sequence

<400> 412

Lys	Glu	Thr	Leu	His	Ala	Trp	Asp	Glu	Ile	Asp	Lys	Leu	Pro	Asn	Leu
1				5					10					15	

Thr	Ile	Glu	Gln	Trp	Leu	Ala	Phe	Ile	Asn	Lys	Leu	Asp	Asp	Asp	Pro
			20					25					30		

Ser	Gln	Ser	Ser	Glu	Leu	Leu	Ser	Glu	Ala	Lys	Lys	Leu	Asn	Asp	Ser
		35					40					45			

Gln

<210> 413

<211> 49

<212> PRT

<213> artificial sequence

<220>

<223> Modified bacterial sequence

<400> 413

Lys	Glu	Val	Ile	Lys	Ala	Trp	Asp	Glu	Ile	Asp	His	Leu	Pro	Asn	Leu
1				5					10					15	

Thr	Leu	Asn	Gln	Trp	Leu	Ala	Phe	Ile	Asn	Lys	Leu	Asp	Asp	Asp	Pro
			20					25					30		

Ser	Gln	Ser	Ser	Glu	Leu	Leu	Ser	Glu	Ala	Lys	Lys	Leu	Asn	Asp	Ser
		35					40					45			

Gln

<210> 414

<211> 49

<212> PRT

<213> artificial sequence

<220>

<223> Modified bacterial sequence

<400> 414

Lys	Glu	Val	Ile	Glu	Ala	Trp	Asn	Glu	Ile	Asp	His	Leu	Pro	Asn	Leu
1				5					10					15	

Thr	Leu	Ala	Gln	Trp	Leu	Ala	Phe	Ile	Asn	Lys	Leu	Asp	Asp	Asp	Pro
			20					25					30		

Ser Gln Ser Ser Glu Leu Leu Ser Glu Ala Lys Lys Leu Asn Asp Ser
 35 40 45

Gln

<210> 415

<211> 49

<212> PRT

<213> artificial sequence

<220>

<223> Modified bacterial sequence

<400> 415

Lys Glu Val Ile Gln Ala Trp Asn Glu Ile Asp His Leu Pro Asn Leu
 1 5 10 15

Thr Ile Asp Gln Trp Leu Ala Phe Ile Thr Lys Leu Glu Asp Asp Pro
 20 25 30

Ser Gln Ser Ser Glu Leu Leu Ser Glu Ala Lys Lys Leu Asn Asp Ser
 35 40 45

Gln

<210> 416

<211> 49

<212> PRT

<213> artificial sequence

<220>

<223> Modified bacterial sequence

<400> 416

Lys Glu Val Ile Glu Ala Trp Asn Glu Ile Asp Arg Leu Pro Asn Leu
 1 5 10 15

Thr Ile Lys Gln Trp Leu Ala Phe Ile Asn Lys Leu Asp Asp Asp Pro
 20 25 30

Ser Gln Ser Ser Glu Leu Leu Ser Glu Ala Lys Lys Leu Asn Asp Ser
 35 40 45

Gln

<210> 417

<211> 49

<212> PRT

<213> artificial sequence

<220>

<223> Modified bacterial sequence

<400> 417

Lys Glu Val Ile Glu Ala Trp Asn Glu Ile Asp Ser Leu Pro Asn Leu
1 5 10 15

Thr Leu Gln Gln Trp Leu Ala Phe Ile Asn Lys Leu Asp Asp Asp Pro
20 25 30

Ser Gln Ser Ser Glu Leu Leu Ser Glu Ala Lys Lys Leu Asn Asp Ser
35 40 45

Gln

<210> 418

<211> 49

<212> PRT

<213> artificial sequence

<220>

<223> Modified bacterial sequence

<400> 418

Lys Glu Thr Ile Asp Ala Trp Asn Glu Ile Asp Lys Leu Pro Asn Leu
1 5 10 15

Thr Ile Glu Gln Trp Leu Ala Phe Ile Asn Lys Leu Asp Asp Asp Pro
20 25 30

Ser Gln Ser Ser Glu Leu Leu Ser Glu Ala Lys Lys Leu Asn Asp Ser
35 40 45

Gln

<210> 419

<211> 49

<212> PRT

<213> artificial sequence

<220>

<223> Modified bacterial sequence

<400> 419

Lys Glu Val Leu Glu Ala Trp Ala Glu Ile Asp Ala Leu Pro Asn Leu
1 5 10 15

Thr Ile Ala Gln Trp Leu Ala Phe Ile Asn Lys Leu Asp Asp Asp Pro
20 25 30

Ser Gln Ser Ser Glu Leu Leu Ser Glu Ala Lys Lys Leu Asn Asp Ser
35 40 45

Gln

<210> 420

<211> 49

<212> PRT

<213> artificial sequence

<220>

<223> Modified bacterial sequence

<400> 420

Lys	Glu	Thr	Ile	Asp	Ala	Trp	Asn	Glu	Ile	Asp	Arg	Leu	Pro	Asn	Leu
1				5				10						15	

Thr	Ile	Glu	Gln	Trp	Leu	Ala	Phe	Ile	Asn	Lys	Leu	Asp	Asp	Asp	Pro
		20						25					30		

Ser	Gln	Ser	Ser	Glu	Leu	Leu	Ser	Glu	Ala	Lys	Lys	Leu	Asn	Asp	Ser
	35						40					45			

Gln

<210> 421

<211> 49

<212> PRT

<213> artificial sequence

<220>

<223> Modified bacterial sequence

<400> 421

Lys	Glu	Thr	Leu	Lys	Ala	Trp	Asp	Glu	Ile	Asp	Arg	Leu	Pro	Asn	Leu
1				5				10						15	

Thr	Leu	Glu	Gln	Trp	Leu	Ala	Phe	Ile	Asn	Lys	Leu	Asp	Asp	Asp	Pro
		20						25					30		

Ser	Gln	Ser	Ser	Glu	Leu	Leu	Ser	Glu	Ala	Lys	Lys	Leu	Asn	Asp	Ser
	35						40					45			

Gln

<210> 422

<211> 49

<212> PRT

<213> artificial sequence

<220>

<223> Modified bacterial sequence

<400> 422

Lys	Glu	Thr	Ile	Ala	Ala	Trp	Asn	Glu	Ile	Asp	Ala	Leu	Pro	Asn	Leu
1				5				10						15	

Thr Leu Gln Gln Trp Leu Ala Phe Ile Asn Lys Leu Asp Asp Asp Pro
 20 25 30

Ser Gln Ser Ser Glu Leu Leu Ser Glu Ala Lys Lys Leu Asn Asp Ser
 35 40 45

Gln

<210> 423

<211> 49

<212> PRT

<213> artificial sequence

<220>

<223> Modified bacterial sequence

<400> 423

Lys Glu Val Leu Gln Ala Trp Asn Glu Ile Asp His Leu Pro Asn Leu
 1 5 10 15

Thr Ile Gln Gln Trp Leu Ala Phe Ile Asn Lys Leu Asp Asp Asp Pro
 20 25 30

Ser Gln Ser Ser Glu Leu Leu Ser Glu Ala Lys Lys Leu Asn Asp Ser
 35 40 45

Gln

<210> 424

<211> 49

<212> PRT

<213> artificial sequence

<220>

<223> Modified bacterial sequence

<400> 424

Lys Glu Val Ile Glu Ala Trp Ser Glu Ile Asp His Leu Pro Asn Leu
 1 5 10 15

Thr Leu Gln Gln Trp Leu Ala Phe Ile Asn Lys Leu Asp Asp Asp Pro
 20 25 30

Ser Gln Ser Ser Glu Leu Leu Ser Glu Ala Lys Lys Leu Asn Asp Ser
 35 40 45

Gln

<210> 425

<211> 49

<212> PRT

<213> artificial sequence

<220>

<223> Modified bacterial sequence

<400> 425

Lys Glu Val Ile Asp Ala Trp Asn Glu Ile Asp Gly Leu Pro Asn Leu
 1 5 10 15

Thr Ile Glu Gln Trp Leu Ala Phe Ile Asn Lys Leu Asp Asp Asp Pro
 20 25 30

Ser Gln Ser Ser Glu Leu Leu Ser Glu Ala Lys Lys Leu Asn Asp Ser
 35 40 45

Gln

<210> 426

<211> 49

<212> PRT

<213> artificial sequence

<220>

<223> Modified bacterial sequence

<400> 426

Lys Glu Val Ile His Ala Trp Asn Glu Ile Asp His Leu Pro Asn Leu
 1 5 10 15

Thr Leu Asn Gln Trp Leu Ala Phe Ile Asn Lys Leu Glu Asp Asp Pro
 20 25 30

Ser Gln Ser Ser Glu Leu Leu Ser Glu Ala Lys Lys Leu Asn Asp Ser
 35 40 45

Gln

<210> 427

<211> 49

<212> PRT

<213> artificial sequence

<220>

<223> Modified bacterial sequence

<400> 427

Lys Glu Val Leu Asp Ala Trp Asn Glu Ile Asp Ser Leu Pro Asn Leu
 1 5 10 15

Thr Leu Asp Gln Trp Leu Ala Phe Ile Asn Lys Leu Asp Asp Asp Pro
 20 25 30

Ser Gln Ser Ser Glu Leu Leu Ser Glu Ala Lys Lys Leu Asn Asp Ser

35

40

45

Gln

<210> 428

<211> 49

<212> PRT

<213> artificial sequence

<220>

<223> Modified bacterial sequence

<400> 428

Lys	Glu	Gln	Ile	Glu	Ala	Trp	Asn	Glu	Ile	Asp	Arg	Leu	Pro	Asn	Leu
1				5				10					15		

Thr	Leu	Glu	Gln	Trp	Leu	Ala	Phe	Ile	Asn	Lys	Leu	Asp	Asp	Asp	Pro
		20						25					30		

Ser	Gln	Ser	Ser	Glu	Leu	Leu	Ser	Glu	Ala	Lys	Lys	Leu	Asn	Asp	Ser
	35						40					45			

Gln

<210> 429

<211> 49

<212> PRT

<213> artificial sequence

<220>

<223> Modified bacterial sequence

<400> 429

Lys	Glu	Val	Val	Asp	Ala	Trp	Asn	Glu	Ile	Asp	Ala	Leu	Pro	Asn	Leu
1				5				10					15		

Thr	Leu	Gln	Gln	Trp	Leu	Ala	Phe	Ile	Asn	Lys	Leu	Asp	Asp	Asp	Pro
		20						25					30		

Ser	Gln	Ser	Ser	Glu	Leu	Leu	Ser	Glu	Ala	Lys	Lys	Leu	Asn	Asp	Ser
	35						40					45			

Gln

<210> 430

<211> 49

<212> PRT

<213> artificial sequence

<220>

<223> Modified bacterial sequence

<400> 430

Lys Glu Val Ile Glu Ala Trp Asn Glu Ile Asp Lys Leu Pro Asn Leu
 1 5 10 15

Thr Ile Glu Gln Trp Leu Ala Phe Ile Asn Lys Leu Asp Asp Asp Pro
 20 25 30

Ser Gln Ser Ser Glu Leu Leu Ser Glu Ala Lys Lys Leu Asn Asp Ser
 35 40 45

Gln

<210> 431

<211> 49

<212> PRT

<213> artificial sequence

<220>

<223> Modified bacterial sequence

<400> 431

Lys Glu Val Ile Glu Ala Asn Asp Glu Ile Asp Arg Leu Pro Asn Leu
 1 5 10 15

Thr Ile Glu Gln Trp Leu Ala Phe Ile Asn Lys Leu His Asp Asp Pro
 20 25 30

Ser Gln Ser Ser Glu Leu Leu Ser Glu Ala Lys Lys Leu Asn Asp Ser
 35 40 45

Gln

<210> 432

<211> 49

<212> PRT

<213> artificial sequence

<220>

<223> Modified bacterial sequence

<400> 432

Lys Glu Thr Leu Gln Ala Trp Asp Glu Ile Asp Lys Leu Pro Asn Leu
 1 5 10 15

Thr Ile Glu Gln Trp Leu Ala Phe Ile Asn Lys Leu Asp Asp Asp Pro
 20 25 30

Ser Gln Ser Ser Glu Leu Leu Ser Glu Ala Lys Lys Leu Asn Asp Ser
 35 40 45

Gln

<210> 433

<211> 49

<212> PRT

<213> artificial sequence

<220>

<223> Modified bacterial sequence

<400> 433

Lys	Glu	Val	Ile	Glu	Ala	Trp	Asp	Glu	Ile	Asp	His	Leu	Pro	Asn	Leu
1				5					10					15	

Thr	Ile	Asp	Gln	Trp	Leu	Ala	Phe	Ile	Asn	Lys	Leu	Ala	Asp	Asp	Pro
			20					25					30		

Ser	Gln	Ser	Ser	Glu	Leu	Leu	Ser	Glu	Ala	Lys	Lys	Leu	Asn	Asp	Ser
		35					40					45			

Gln

<210> 434

<211> 49

<212> PRT

<213> artificial sequence

<220>

<223> Modified bacterial sequence

<400> 434

Lys	Glu	Thr	Ile	Asp	Ala	Trp	Asn	Glu	Ile	Asp	His	Leu	Pro	Asn	Leu
1				5					10					15	

Thr	Leu	Gln	Gln	Trp	Leu	Ala	Phe	Ile	Asn	Lys	Leu	Ala	Asp	Asp	Pro
			20					25					30		

Ser	Gln	Ser	Ser	Glu	Leu	Leu	Ser	Glu	Ala	Lys	Lys	Leu	Asn	Asp	Ser
		35					40					45			

Gln

<210> 435

<211> 49

<212> PRT

<213> artificial sequence

<220>

<223> Modified bacterial sequence

<400> 435

Lys	Glu	Val	Ile	Asp	Ala	Trp	Asp	Glu	Ile	Asp	Lys	Leu	Pro	Asn	Leu
1				5					10					15	

Thr	Ile	Glu	Gln	Trp	Leu	Ala	Phe	Ile	Asn	Lys	Leu	Asp	Asp	Asp	Pro
			20					25					30		

Ser Gln Ser Ser Glu Leu Leu Ser Glu Ala Lys Lys Leu Asn Asp Ser
 35 40 45

Gln

<210> 436

<211> 49

<212> PRT

<213> artificial sequence

<220>

<223> Modified bacterial sequence

<400> 436

Lys Glu Val Ile Glu Ala Trp Asn Glu Ile Asp Lys Leu Pro Asn Leu
 1 5 10 15

Thr Leu Ala Gln Trp Leu Ala Phe Ile Asn Lys Leu Asp Asp Asp Pro
 20 25 30

Ser Gln Ser Ser Glu Leu Leu Ser Glu Ala Lys Lys Leu Asn Asp Ser
 35 40 45

Gln

<210> 437

<211> 49

<212> PRT

<213> artificial sequence

<220>

<223> Modified bacterial sequence

<400> 437

Lys Glu Val Leu Gln Ala Trp Asp Glu Ile Asp Lys Leu Pro Asn Leu
 1 5 10 15

Thr Ile Gln Gln Trp Leu Ala Phe Ile Asn Lys Leu Asp Asp Asp Pro
 20 25 30

Ser Gln Ser Ser Glu Leu Leu Ser Glu Ala Lys Lys Leu Asn Asp Ser
 35 40 45

Gln

<210> 438

<211> 49

<212> PRT

<213> artificial sequence

<220>

<223> Modified bacterial sequence

<400> 438

Lys Glu Val Ile Ala Ala Trp Asn Glu Ile Asp Gly Leu Pro Asn Leu
1 5 10 15

Thr Leu Gln Gln Trp Leu Ala Phe Ile Asn Lys Leu Asp Asp Asp Pro
20 25 30

Ser Gln Ser Ser Glu Leu Leu Ser Glu Ala Lys Lys Leu Asn Asp Ser
35 40 45

Gln

<210> 439

<211> 49

<212> PRT

<213> artificial sequence

<220>

<223> Modified bacterial sequence

<400> 439

Lys Glu Thr Leu Asn Ala Trp Asn Glu Ile Asp Ala Leu Pro Asn Leu
1 5 10 15

Thr Leu Gln Gln Trp Leu Ala Phe Ile Asn Lys Leu Asp Asp Asp Pro
20 25 30

Ser Gln Ser Ser Glu Leu Leu Ser Glu Ala Lys Lys Leu Asn Asp Ser
35 40 45

Gln

<210> 440

<211> 49

<212> PRT

<213> artificial sequence

<220>

<223> Modified bacterial sequence

<400> 440

Lys Glu Val Leu Ser Ala Trp Asn Glu Ile Asp Gln Leu Pro Asn Leu
1 5 10 15

Thr Leu Glu Gln Trp Leu Ala Phe Ile Asn Lys Leu Asp Asp Asp Pro
20 25 30

Ser Gln Ser Ser Glu Leu Leu Ser Glu Ala Lys Lys Leu Asn Asp Ser
35 40 45

Gln

<210> 441

<211> 49

<212> PRT

<213> artificial sequence

<220>

<223> Modified bacterial sequence

<400> 441

Lys	Glu	Thr	Leu	Glu	Ala	Trp	Asp	Glu	Ile	Asp	His	Leu	Pro	Asn	Leu
1				5					10					15	

Thr	Leu	His	Gln	Trp	Leu	Ala	Phe	Ile	Asn	Lys	Leu	Asp	Asp	Asp	Pro
			20					25					30		

Ser	Gln	Ser	Ser	Glu	Leu	Leu	Ser	Glu	Ala	Lys	Lys	Leu	Asn	Asp	Ser
		35					40					45			

Gln

<210> 442

<211> 49

<212> PRT

<213> artificial sequence

<220>

<223> Modified bacterial sequence

<400> 442

Lys	Glu	Gln	Ile	Glu	Ala	Trp	Asn	Glu	Ile	Asp	His	Leu	Pro	Asn	Leu
1				5					10					15	

Thr	Leu	Gln	Gln	Trp	Leu	Ala	Phe	Ile	Asn	Lys	Leu	Ala	Asp	Asp	Pro
			20					25					30		

Ser	Gln	Ser	Ser	Glu	Leu	Leu	Ser	Glu	Ala	Lys	Lys	Leu	Asn	Asp	Ser
			35					40				45			

Gln

<210> 443

<211> 49

<212> PRT

<213> artificial sequence

<220>

<223> Modified bacterial sequence

<400> 443

Lys	Glu	Val	Val	Glu	Ala	Trp	Asp	Glu	Ile	Asp	Lys	Leu	Pro	Asn	Leu
1				5					10					15	

Thr Ile Glu Gln Trp Leu Ala Phe Ile Asn Lys Leu Asp Asp Asp Pro
 20 25 30

Ser Gln Ser Ser Glu Leu Leu Ser Glu Ala Lys Lys Leu Asn Asp Ser
 35 40 45

Gln

<210> 444

<211> 49

<212> PRT

<213> artificial sequence

<220>

<223> Modified bacterial sequence

<400> 444

Lys Glu Val Leu Glu Ala Trp Asn Glu Ile Asp Glu Leu Pro Asn Leu
 1 5 10 15

Thr Ile Glu Gln Trp Leu Ala Phe Ile Asn Lys Leu Asp Asp Asp Pro
 20 25 30

Ser Gln Ser Ser Glu Leu Leu Ser Glu Ala Lys Lys Leu Asn Asp Ser
 35 40 45

Gln

<210> 445

<211> 49

<212> PRT

<213> artificial sequence

<220>

<223> Modified bacterial sequence

<400> 445

Lys Glu Val Ile Asp Ala Trp Asn Glu Ile Asp Gln Leu Pro Asn Leu
 1 5 10 15

Thr Leu Gln Gln Trp Leu Ala Phe Ile Asn Lys Leu Asp Asp Asp Pro
 20 25 30

Ser Gln Ser Ser Glu Leu Leu Ser Glu Ala Lys Lys Leu Asn Asp Ser
 35 40 45

Gln

<210> 446

<211> 49

<212> PRT

<213> artificial sequence

<220>

<223> Modified bacterial sequence

<400> 446

Lys Glu Thr Ile Asp Ala Trp Asp Glu Ile Asp Lys Leu Pro Asn Leu
1 5 10 15

Thr Leu Ser Gln Trp Leu Ala Phe Ile Asn Lys Leu Asp Asp Asp Pro
20 25 30

Ser Gln Ser Ser Glu Leu Leu Ser Glu Ala Lys Lys Leu Asn Asp Ser
35 40 45

Gln

<210> 447

<211> 49

<212> PRT

<213> artificial sequence

<220>

<223> Modified bacterial sequence

<400> 447

Lys Glu Thr Ile Asp Ala Trp Asn Glu Ile Asp Gln Leu Pro Asn Leu
1 5 10 15

Thr Leu Gln Gln Trp Leu Ala Phe Ile Asn Lys Leu Asp Asp Asp Pro
20 25 30

Ser Gln Ser Ser Glu Leu Leu Ser Glu Ala Lys Lys Leu Asn Asp Ser
35 40 45

Gln

<210> 448

<211> 49

<212> PRT

<213> artificial sequence

<220>

<223> Modified bacterial sequence

<400> 448

Lys Glu Val Ile Gln Ala Trp Asp Glu Ile Asp Ala Leu Pro Asn Leu
1 5 10 15

Thr Leu Asn Gln Trp Leu Ala Phe Ile Asn Lys Leu Asp Asp Asp Pro
20 25 30

Ser Gln Ser Ser Glu Leu Leu Ser Glu Ala Lys Lys Leu Asn Asp Ser
 35 40 45

Gln

<210> 449

<211> 49

<212> PRT

<213> artificial sequence

<220>

<223> Modified bacterial sequence

<400> 449

Lys Glu Val Leu Asp Ala Trp Ala Glu Ile Asp Gln Leu Pro Asn Leu
 1 5 10 15

Thr Leu Gln Gln Trp Leu Ala Phe Ile Asn Lys Leu Asp Asp Asp Pro
 20 25 30

Ser Gln Ser Ser Glu Leu Leu Ser Glu Ala Lys Lys Leu Asn Asp Ser
 35 40 45

Gln

<210> 450

<211> 49

<212> PRT

<213> artificial sequence

<220>

<223> Modified bacterial sequence

<400> 450

Lys Glu His Ile Ala Ala Trp Asp Glu Ile Asp Ala Leu Pro Asn Leu
 1 5 10 15

Thr Ile Glu Gln Trp Leu Ala Phe Ile Asn Lys Leu Asp Asp Asp Pro
 20 25 30

Ser Gln Ser Ser Glu Leu Leu Ser Glu Ala Lys Lys Leu Asn Asp Ser
 35 40 45

Gln

<210> 451

<211> 49

<212> PRT

<213> artificial sequence

<220>

<223> Modified bacterial sequence

<400> 451

Lys Glu Val Ile Arg Ala Trp Asp Glu Ile Asp Ala Leu Pro Asn Leu
 1 5 10 15

Thr Ile Glu Gln Trp Leu Ala Phe Ile Asn Lys Leu Asp Asp Asp Pro
 20 25 30

Ser Gln Ser Ser Glu Leu Leu Ser Glu Ala Lys Lys Leu Asn Asp Ser
 35 40 45

Gln

<210> 452

<211> 49

<212> PRT

<213> artificial sequence

<220>

<223> Modified bacterial sequence

<400> 452

Lys Glu Val Ile Asp Ala Trp Asp Glu Ile Asp Ala Leu Pro Asn Leu

1 5 10 15

Thr Ile Asp Gln Trp Leu Ala Phe Ile Asn Lys Leu Ala Asp Asp Pro
 20 25 30

Ser Gln Ser Ser Glu Leu Leu Ser Glu Ala Lys Lys Leu Asn Asp Ser
 35 40 45

Gln

<210> 453

<211> 49

<212> PRT

<213> artificial sequence

<220>

<223> Modified bacterial sequence

<400> 453

Lys Glu Val Ile Asp Ala Trp Asn Glu Ile Asp Arg Leu Pro Asn Leu
 1 5 10 15

Thr Ile Gln Gln Trp Leu Ala Phe Ile Asn Lys Leu Asp Asp Asp Pro
 20 25 30

Ser Gln Ser Ser Glu Leu Leu Ser Glu Ala Lys Lys Leu Asn Asp Ser
 35 40 45

Gln

<210> 454

<211> 49

<212> PRT

<213> artificial sequence

$\langle 220 \rangle$

<223> Modified bacterial sequence

<400> 454

Lys Glu Val Ile Thr Ala Trp Asn Glu Ile Asp His Leu Pro Asn Leu
1 5 10 15

Thr Leu Ser Gln Trp Leu Ala Phe Ile Asn Lys Leu Asp Asp Asp Pro
20 25 30

Ser Gln Ser Ser Glu Leu Leu Ser Glu Ala Lys Lys Leu Asn Asp Ser
35 40 45

Gln

<210> 455

<211> 49

<212> PRT

<213> artificial sequence

$\langle 220 \rangle$

<223> Modified bacterial sequence

<400> 455

Lys Glu Val Ile Asp Ala Trp Asn Glu Ile Asp Ala Leu Pro Asn Leu
1 5 10 15

Thr Ile His Gln Trp Leu Ala Phe Ile Asn Lys Leu Asp Asp Asp Pro
20 25 30

Ser Gln Ser Ser Glu Leu Leu Ser Glu Ala Lys Lys Leu Asn Asp Ser
35 40 45

Gln

<210> 456

<211> 49

<212> PRT

<213> artificial sequence

 $\langle 220 \rangle$

<223> Modified bacterial sequence

<400> 456

Lys Glu Gln Leu Lys Ala Trp Asp Glu Ile Asp Lys Leu Pro Asn Leu

1 5 10 15

Thr Ile Glu Gln Trp Leu Ala Phe Ile Glu Lys Leu Gln Asp Asp Pro
 20 25 30

Ser Gln Ser Ser Glu Leu Leu Ser Glu Ala Lys Lys Leu Asn Asp Ser
 35 40 45

Gln

<210> 457

<211> 49

<212> PRT

<213> artificial sequence

<220>

<223> Modified bacterial sequence

<400> 457

Lys Glu His Ile Asp Ala Trp Thr Glu Ile Asp His Leu Pro Asn Leu
 1 5 10 15

Thr Ile Glu Gln Trp Leu Ala Phe Ile Asn Lys Leu Asp Asp Asp Pro
 20 25 30

Ser Gln Ser Ser Glu Leu Leu Ser Glu Ala Lys Lys Leu Asn Asp Ser
 35 40 45

Gln

<210> 458

<211> 49

<212> PRT

<213> artificial sequence

<220>

<223> Modified bacterial sequence

<400> 458

Lys Glu Gln Leu Arg Ala Trp Asp Glu Ile Asp Lys Leu Pro Asn Leu
 1 5 10 15

Thr Ile Glu Gln Trp Leu Ala Phe Ile Asn Lys Leu Gln Asp Asp Pro
 20 25 30

Ser Gln Ser Ser Glu Leu Leu Ser Glu Ala Lys Lys Leu Asn Asp Ser
 35 40 45

Gln

<210> 459

<211> 49

<212> PRT

<213> artificial sequence

<220>

<223> Modified bacterial sequence

<400> 459

Lys Glu Val Leu Glu Ala Trp Arg Glu Ile Asp Ser Leu Pro Asn Leu
1 5 10 15

Thr Ile Ala Gln Trp Leu Ala Phe Ile Asn Lys Leu Asp Asp Asp Pro
20 25 30

Ser Gln Ser Ser Glu Leu Leu Ser Glu Ala Lys Lys Leu Asn Asp Ser
35 40 45

Gln

<210> 460

<211> 49

<212> PRT

<213> artificial sequence

<220>

<223> Modified bacterial sequence

<400> 460

Lys Glu Val Ile Gln Ala Trp Asn Glu Ile Asp Lys Leu Pro Asn Leu
1 5 10 15

Thr Ile Glu Gln Trp Leu Ala Phe Ile Asn Lys Leu Asp Asp Asp Pro
20 25 30

Ser Gln Ser Ser Glu Leu Leu Ser Glu Ala Lys Lys Leu Asn Asp Ser
35 40 45

Gln

<210> 461

<211> 49

<212> PRT

<213> artificial sequence

<220>

<223> Modified bacterial sequence

<400> 461

Lys Glu His Val Glu Ala Trp Asn Glu Ile Asp Gln Leu Pro Asn Leu
1 5 10 15

Thr Ile Glu Gln Trp Leu Ala Phe Ile Asn Lys Leu Ala Asp Asp Pro
20 25 30

Ser Gln Ser Ser Glu Leu Leu Ser Glu Ala Lys Lys Leu Asn Asp Ser
35 40 45

Gln

<210> 462

<211> 49

<212> PRT

<213> artificial sequence

<220>

<223> Modified bacterial sequence

<400> 462

Lys	Glu	Val	Ile	Asp	Ala	Trp	Asp	Glu	Ile	Asp	Ala	Leu	Pro	Asn	Leu
1				5				10						15	

Thr	Ile	Asp	Gln	Trp	Leu	Ala	Phe	Ile	Asn	Lys	Leu	Ser	Asp	Asp	Pro
			20					25					30		

Ser	Gln	Ser	Ser	Glu	Leu	Leu	Ser	Glu	Ala	Lys	Lys	Leu	Asn	Asp	Ser
		35					40					45			

Gln

<210> 463

<211> 49

<212> PRT

<213> artificial sequence

<220>

<223> Modified bacterial sequence

<400> 463

Lys	Glu	Val	Ile	Glu	Ala	Trp	Asn	Glu	Ile	Asp	His	Leu	Pro	Asn	Leu
1				5				10						15	

Thr	Ile	Glu	Gln	Trp	Leu	Ala	Phe	Ile	Asn	Lys	Leu	Asp	Asp	Asp	Pro
			20					25					30		

Ser	Gln	Ser	Ser	Glu	Leu	Leu	Ser	Glu	Ala	Lys	Lys	Leu	Asn	Asp	Ser
		35					40					45			

Gln

<210> 464

<211> 49

<212> PRT

<213> artificial sequence

<220>

<223> Modified bacterial sequence

<400> 464

Lys Glu Val Leu Gln Ala Trp Asp Glu Ile Asp Lys Leu Pro Asn Leu
 1 5 10 15

Thr Ile Glu Gln Trp Leu Ala Phe Ile Asn Lys Leu Ser Asp Asp Pro
 20 25 30

Ser Gln Ser Ser Glu Leu Leu Ser Glu Ala Lys Lys Leu Asn Asp Ser
 35 40 45

Gln

<210> 465

<211> 49

<212> PRT

<213> artificial sequence

<220>

<223> Modified bacterial sequence

<400> 465

Lys Glu Val Ile Lys Ala Trp Asn Glu Ile Asp Ser Leu Pro Asn Leu
 1 5 10 15

Thr Ile Glu Gln Trp Leu Ala Phe Ile Asn Lys Leu Asp Asp Asp Pro
 20 25 30

Ser Gln Ser Ser Glu Leu Leu Ser Glu Ala Lys Lys Leu Asn Asp Ser
 35 40 45

Gln

<210> 466

<211> 49

<212> PRT

<213> artificial sequence

<220>

<223> Modified bacterial sequence

<400> 466

Lys Glu Val Leu Glu Ala Trp His Glu Ile Asp Leu Leu Pro Asn Leu
 1 5 10 15

Thr Ile Gln Gln Trp Leu Ala Phe Ile Asn Lys Leu Asp Asp Asp Pro
 20 25 30

Ser Gln Ser Ser Glu Leu Leu Ser Glu Ala Lys Lys Leu Asn Asp Ser
 35 40 45

Gln

<210> 467

<211> 49

<212> PRT

<213> artificial sequence

<220>

<223> Modified bacterial sequence

<400> 467

Lys	Glu	Val	Leu	Glu	Ala	Trp	Thr	Glu	Ile	Asp	Arg	Leu	Pro	Asn	Leu
1			5					10					15		

Thr	Leu	Asp	Gln	Trp	Leu	Ala	Phe	Ile	Asn	Lys	Leu	Asp	Asp	Asp	Pro
		20					25					30			

Ser	Gln	Ser	Ser	Glu	Leu	Leu	Ser	Glu	Ala	Lys	Lys	Leu	Asn	Asp	Ser
	35					40						45			

Gln

<210> 468

<211> 49

<212> PRT

<213> artificial sequence

<220>

<223> Modified bacterial sequence

<400> 468

Lys	Glu	Gln	Leu	Tyr	Ala	Trp	Asn	Glu	Ile	Asp	His	Leu	Pro	Asn	Leu
1			5					10					15		

Thr	Ile	Glu	Gln	Trp	Leu	Ala	Phe	Ile	Glu	Lys	Leu	Gln	Asp	Asp	Pro
		20					25					30			

Ser	Gln	Ser	Ser	Glu	Leu	Leu	Ser	Glu	Ala	Lys	Lys	Leu	Asn	Asp	Ser
	35					40						45			

Gln

<210> 469

<211> 49

<212> PRT

<213> artificial sequence

<220>

<223> Modified bacterial sequence

<400> 469

Lys	Glu	Val	Leu	Asn	Ala	Trp	Asp	Glu	Ile	Asp	Lys	Leu	Pro	Asn	Leu
1			5					10					15		

Thr	Ile	Lys	Gln	Trp	Leu	Ala	Phe	Ile	Asn	Lys	Leu	Asp	Asp	Asp	Pro
		20					25					30			

Ser Gln Ser Ser Glu Leu Leu Ser Glu Ala Lys Lys Leu Asn Asp Ser
 35 40 45

Gln

<210> 470

<211> 49

<212> PRT

<213> artificial sequence

<220>

<223> Modified bacterial sequence

<400> 470

Lys Glu Val Ile Arg Ala Trp Asp Glu Ile Asp Lys Leu Pro Asn Leu
 1 5 10 15

Thr Val Glu Gln Trp Leu Ala Phe Ile Asn Lys Leu Asp Asp Asp Pro
 20 25 30

Ser Gln Ser Ser Glu Leu Leu Ser Glu Ala Lys Lys Leu Asn Asp Ser
 35 40 45

Gln

<210> 471

<211> 49

<212> PRT

<213> artificial sequence

<220>

<223> Modified bacterial sequence

<400> 471

Lys Glu Val Val Gln Ala Trp Asp Glu Ile Asp Gln Leu Pro Asn Leu
 1 5 10 15

Thr Leu Glu Gln Trp Leu Ala Phe Ile Asn Lys Leu Asp Asp Asp Pro
 20 25 30

Ser Gln Ser Ser Glu Leu Leu Ser Glu Ala Lys Lys Leu Asn Asp Ser
 35 40 45

Gln

<210> 472

<211> 49

<212> PRT

<213> artificial sequence

<220>

<223> Modified bacterial sequence

<400> 472

Lys Glu Val Ile Arg Ala Trp Asp Glu Ile Asp Gln Leu Pro Asn Leu
 1 5 10 15

Thr Leu Glu Gln Trp Leu Ala Phe Ile Asn Lys Leu Asp Asp Asp Pro
 20 25 30

Ser Gln Ser Ser Glu Leu Leu Ser Glu Ala Lys Lys Leu Asn Asp Ser
 35 40 45

Gln

<210> 473

<211> 49

<212> PRT

<213> artificial sequence

<220>

<223> Modified bacterial sequence

<400> 473

Lys Glu Thr Ile Asp Ala Trp Asn Glu Ile Asp His Leu Pro Asn Leu
 1 5 10 15

Thr Leu Asp Gln Trp Leu Ala Phe Ile Asn Lys Leu Asp Asp Asp Pro
 20 25 30

Ser Gln Ser Ser Glu Leu Leu Ser Glu Ala Lys Lys Leu Asn Asp Ser
 35 40 45

Gln

<210> 474

<211> 49

<212> PRT

<213> artificial sequence

<220>

<223> Modified bacterial sequence

<400> 474

Lys Glu Val Val Ala Ala Trp Thr Glu Ile Asp Leu Leu Pro Asn Leu
 1 5 10 15

Thr Leu Asp Gln Trp Leu Ala Phe Ile Asn Lys Leu Glu Asp Asp Pro
 20 25 30

Ser Gln Ser Ser Glu Leu Leu Ser Glu Ala Lys Lys Leu Asn Asp Ser
 35 40 45

Gln

<210> 475

<211> 49

<212> PRT

<213> artificial sequence

<220>

<223> Modified bacterial sequence

<400> 475

Lys	Glu	Val	Val	Ala	Ala	Trp	Asp	Glu	Ile	Asp	Ala	Leu	Pro	Asn	Leu
1				5					10					15	

Thr	Ile	Glu	Gln	Trp	Leu	Ala	Phe	Ile	Asn	Lys	Leu	Ser	Asp	Asp	Pro
			20					25					30		

Ser	Gln	Ser	Ser	Glu	Leu	Leu	Ser	Glu	Ala	Lys	Lys	Leu	Asn	Asp	Ser
		35					40					45			

Gln

<210> 476

<211> 49

<212> PRT

<213> artificial sequence

<220>

<223> Modified bacterial sequence

<400> 476

Lys	Glu	Thr	Leu	Glu	Ala	Trp	Arg	Glu	Ile	Asp	Ser	Leu	Pro	Asn	Leu
1				5					10					15	

Thr	Leu	Glu	Gln	Trp	Leu	Ala	Phe	Ile	Asn	Lys	Leu	Asp	Asp	Asp	Pro
			20					25					30		

Ser	Gln	Ser	Ser	Glu	Leu	Leu	Ser	Glu	Ala	Lys	Lys	Leu	Asn	Asp	Ser
		35					40					45			

Gln

<210> 477

<211> 49

<212> PRT

<213> artificial sequence

<220>

<223> Modified bacterial sequence

<400> 477

Lys	Glu	Val	Ile	Lys	Ala	Trp	Asn	Glu	Ile	Asp	His	Leu	Pro	Asn	Leu
1				5					10					15	

Thr Leu Asp Gln Trp Leu Ala Phe Ile Asn Lys Leu Asp Asp Asp Pro
 20 25 30

Ser Gln Ser Ser Glu Leu Leu Ser Glu Ala Lys Lys Leu Asn Asp Ser
 35 40 45

Gln

<210> 478

<211> 49

<212> PRT

<213> artificial sequence

<220>

<223> Modified bacterial sequence

<400> 478

Lys Glu Val Leu Glu Ala Trp Thr Glu Ile Asp Lys Leu Pro Asn Leu
 1 5 10 15

Thr Ile Asp Gln Trp Leu Ala Phe Ile Asn Lys Leu Asp Asp Asp Pro
 20 25 30

Ser Gln Ser Ser Glu Leu Leu Ser Glu Ala Lys Lys Leu Asn Asp Ser
 35 40 45

Gln

<210> 479

<211> 49

<212> PRT

<213> artificial sequence

<220>

<223> Modified bacterial sequence

<400> 479

Lys Glu Thr Leu Glu Ala Trp Asp Glu Ile Asp Lys Leu Pro Asn Leu
 1 5 10 15

Thr Ile Asp Gln Trp Leu Ala Phe Ile Asn Lys Leu Asp Asp Asp Pro
 20 25 30

Ser Gln Ser Ser Glu Leu Leu Ser Glu Ala Lys Lys Leu Asn Asp Ser
 35 40 45

Gln

<210> 480

<211> 49

<212> PRT

<213> artificial sequence

<220>

<223> Modified bacterial sequence

<400> 480

Lys Glu Val Ile Glu Ala Trp Asn Glu Ile Asp Lys Leu Pro Asn Leu
1 5 10 15

Thr Ile Asp Gln Trp Leu Ala Phe Ile Asn Lys Leu Asp Asp Asp Pro
20 25 30

Ser Gln Ser Ser Glu Leu Leu Ser Glu Ala Lys Lys Leu Asn Asp Ser
35 40 45

Gln

<210> 481

<211> 49

<212> PRT

<213> artificial sequence

<220>

<223> Modified bacterial sequence

<400> 481

Lys Glu Thr Ile Asp Ala Trp Asn Glu Ile Asp Lys Leu Pro Asn Leu
1 5 10 15

Thr Leu Glu Gln Trp Leu Ala Phe Ile Asn Lys Leu Asp Asp Asp Pro
20 25 30

Ser Gln Ser Ser Glu Leu Leu Ser Glu Ala Lys Lys Leu Asn Asp Ser
35 40 45

Gln

<210> 482

<211> 49

<212> PRT

<213> artificial sequence

<220>

<223> Modified bacterial sequence

<400> 482

Lys Glu Thr Leu Asp Ala Trp Asp Glu Ile Asp Ala Leu Pro Asn Leu
1 5 10 15

Thr Ile Asp Gln Trp Leu Ala Phe Ile Asn Lys Leu Glu Asp Asp Pro
20 25 30

Ser Gln Ser Ser Glu Leu Leu Ser Glu Ala Lys Lys Leu Asn Asp Ser
35 40 45

<220>
<223> Modified bacterial sequence

<400> 485

Lys Glu His Leu Asp Ala Trp Asp Glu Ile Asp His Leu Pro Asn Leu
 1 5 10 15

Thr Ile Gln Gln Trp Leu Ala Phe Ile Asn Lys Leu Ala Asp Asp Pro
 20 25 30

Ser Gln Ser Ser Glu Leu Leu Ser Glu Ala Lys Lys Leu Asn Asp Ser
 35 40 45

Gln

<210> 486

<211> 49

<212> PRT

<213> artificial sequence

<220>

<223> Modified bacterial sequence

<400> 486

Lys Glu Val Ile Gln Ala Trp Asn Glu Ile Asp Gln Leu Pro Asn Leu
 1 5 10 15

Thr Ile Glu Gln Trp Leu Ala Phe Ile Asn Lys Leu Asp Asp Asp Pro
 20 25 30

Ser Gln Ser Ser Glu Leu Leu Ser Glu Ala Lys Lys Leu Asn Asp Ser
 35 40 45

Gln

<210> 487

<211> 49

<212> PRT

<213> artificial sequence

<220>

<223> Modified bacterial sequence

<400> 487

Lys Glu Val Ile Glu Ala Trp Asn Glu Ile Asp Tyr Leu Pro Asn Leu
 1 5 10 15

Thr Ile Ala Gln Trp Ile Ala Phe Ile Asn Lys Leu Asp Asp Asp Pro
 20 25 30

Ser Gln Ser Ser Glu Leu Leu Ser Glu Ala Lys Lys Leu Asn Asp Ser
 35 40 45

Gln

<210> 488

<211> 49

<212> PRT

<213> artificial sequence

<220>

<223> Modified bacterial sequence

<400> 488

Lys	Glu	Thr	Ile	Gln	Ala	Trp	Asp	Glu	Ile	Asp	Arg	Leu	Pro	Asn	Leu
1				5					10					15	

Thr	Leu	Gln	Gln	Trp	Leu	Ala	Phe	Ile	Asn	Lys	Leu	Asp	Asp	Asp	Pro
		20						25					30		

Ser	Gln	Ser	Ser	Glu	Leu	Leu	Ser	Glu	Ala	Lys	Lys	Leu	Asn	Asp	Ser
	35						40					45			

Gln

<210> 489

<211> 49

<212> PRT

<213> artificial sequence

<220>

<223> Modified bacterial sequence

<400> 489

Lys	Glu	Thr	Ile	Gln	Ala	Trp	Asp	Glu	Ile	Asp	Lys	Leu	Pro	Asn	Leu
1				5					10					15	

Thr	Ile	Glu	Gln	Trp	Leu	Ala	Phe	Ile	Asn	Lys	Leu	Asp	Asp	Asp	Pro
		20						25					30		

Ser	Gln	Ser	Ser	Glu	Leu	Leu	Ser	Glu	Ala	Lys	Lys	Leu	Asn	Asp	Ser
	35						40					45			

Gln

<210> 490

<211> 49

<212> PRT

<213> artificial sequence

<220>

<223> Modified bacterial sequence

<400> 490

Lys	Glu	Thr	Leu	Asp	Ala	Trp	Ala	Glu	Ile	Asp	His	Leu	Pro	Asn	Leu
1				5					10					15	

Thr Ile Glu Gln Trp Leu Ala Phe Ile Asn Lys Leu Asp Asp Asp Pro
 20 25 30

Ser Gln Ser Ser Glu Leu Leu Ser Glu Ala Lys Lys Leu Asn Asp Ser
 35 40 45

Gln

<210> 491

<211> 49

<212> PRT

<213> artificial sequence

<220>

<223> Modified bacterial sequence

<400> 491

Lys Glu Val Ile Glu Ala Trp Asp Glu Ile Asp Lys Leu Pro Asn Leu
 1 5 10 15

Thr Leu Asn Gln Trp Leu Ala Phe Ile Asn Lys Leu Asp Asp Asp Pro
 20 25 30

Ser Gln Ser Ser Glu Leu Leu Ser Glu Ala Lys Lys Leu Asn Asp Ser
 35 40 45

Gln

<210> 492

<211> 49

<212> PRT

<213> artificial sequence

<220>

<223> Modified bacterial sequence

<400> 492

Lys Glu Val Leu Asp Ala Trp Asn Glu Ile Asp Gln Leu Pro Asn Leu
 1 5 10 15

Thr Ile Glu Gln Trp Leu Ala Phe Ile Asn Lys Leu Asp Asp Asp Pro
 20 25 30

Ser Gln Ser Ser Glu Leu Leu Ser Glu Ala Lys Lys Leu Asn Asp Ser
 35 40 45

Gln

<210> 493

<211> 49

<212> PRT

<213> artificial sequence

<220>

<223> Modified bacterial sequence

<400> 493

Lys	Glu	Val	Leu	His	Ala	Trp	Asn	Glu	Ile	Asp	His	Leu	Pro	Asn	Leu
1				5					10					15	

Thr	Ile	Glu	Gln	Trp	Leu	Ala	Phe	Ile	Glu	Lys	Leu	Glu	Asp	Asp	Pro
		20						25					30		

Ser	Gln	Ser	Ser	Glu	Leu	Leu	Ser	Glu	Ala	Lys	Lys	Leu	Asn	Asp	Ser
	35						40					45			

Gln

<210> 494

<211> 49

<212> PRT

<213> artificial sequence

<220>

<223> Modified bacterial sequence

<400> 494

Lys	Glu	Val	Ile	Glu	Ala	Trp	Gln	Glu	Ile	Asp	Lys	Leu	Pro	Asn	Leu
1				5					10					15	

Thr	Ile	Asp	Gln	Trp	Leu	Ala	Phe	Ile	Asn	Lys	Leu	Asp	Asp	Asp	Pro
		20						25					30		

Ser	Gln	Ser	Ser	Glu	Leu	Leu	Ser	Glu	Ala	Lys	Lys	Leu	Asn	Asp	Ser
	35						40					45			

Gln

<210> 495

<211> 49

<212> PRT

<213> artificial sequence

<220>

<223> Modified bacterial sequence

<400> 495

Lys	Glu	Val	Val	Asp	Ala	Trp	Asn	Glu	Ile	Asp	Gln	Leu	Pro	Asn	Leu
1				5					10					15	

Thr	Ile	Glu	Gln	Trp	Leu	Ala	Phe	Ile	Asn	Lys	Leu	Asp	Asp	Asp	Pro
		20						25					30		

Ser	Gln	Ser	Ser	Glu	Leu	Leu	Ser	Glu	Ala	Lys	Lys	Leu	Asn	Asp	Ser
	35						40					45			

Gln

<210> 496

<211> 49

<212> PRT

<213> artificial sequence

<220>

<223> Modified bacterial sequence

<400> 496

Lys Glu Gln Ile Glu Ala Trp Asn Glu Ile Asp Ala Leu Pro Asn Leu
 1 5 10 15

Thr Ile Glu Gln Trp Leu Ala Phe Ile Asn Lys Leu Ala Asp Asp Pro
 20 25 30

Ser Gln Ser Ser Glu Leu Leu Ser Glu Ala Lys Lys Leu Asn Asp Ser
 35 40 45

Gln

<210> 497

<211> 58

<212> PRT

<213> artificial sequence

<220>

<223> Modified bacterial sequence

<400> 497

Val Asp Ala Lys Tyr Ala Lys Glu Val Leu Glu Ala Trp Asp Glu Ile
 1 5 10 15

Asp Arg Leu Pro Asn Leu Thr Ile Glu Gln Trp Leu Ala Phe Ile Asn
 20 25 30

Lys Leu Asp Asp Asp Pro Ser Gln Ser Ser Glu Leu Leu Ser Glu Ala
 35 40 45

Lys Lys Leu Asn Asp Ser Gln Ala Pro Lys
 50 55

<210> 498

<211> 58

<212> PRT

<213> artificial sequence

<220>

<223> Modified bacterial sequence

<400> 498

Val Asp Ala Lys Tyr Ala Lys Glu Val Leu Glu Ala Trp Asn Glu Ile
1 5 10 15

Asp Arg Leu Pro Asn Leu Thr Ile Glu Gln Trp Leu Ala Phe Ile Asn
20 25 30

Lys Leu Asp Asp Asp Pro Ser Gln Ser Ser Glu Leu Leu Ser Glu Ala
35 40 45

Lys Lys Leu Asn Asp Ser Gln Ala Pro Lys
50 55

<210> 499

<211> 58

<212> PRT

<213> artificial sequence

<220>

<223> Modified bacterial sequence

<400> 499

Val Asp Ala Lys Tyr Ala Lys Glu Val Ile Glu Ala Trp Asn Glu Ile
1 5 10 15

Asp Arg Leu Pro Asn Leu Thr Ile Glu Gln Trp Leu Ala Phe Ile Asn
20 25 30

Lys Leu Asp Asp Asp Pro Ser Gln Ser Ser Glu Leu Leu Ser Glu Ala
35 40 45

Lys Lys Leu Asn Asp Ser Gln Ala Pro Lys
50 55

<210> 500

<211> 58

<212> PRT

<213> artificial sequence

<220>

<223> Modified bacterial sequence

<400> 500

Val Asp Ala Lys Tyr Ala Lys Glu Val Leu Glu Ala Trp Asp Glu Ile
1 5 10 15

Asp Arg Leu Pro Asn Leu Thr Leu Asp Gln Trp Leu Ala Phe Ile Asn
20 25 30

Lys Leu Asp Asp Asp Pro Ser Gln Ser Ser Glu Leu Leu Ser Glu Ala
35 40 45

Lys Lys Leu Asn Asp Ser Gln Ala Pro Lys

50

55

<210> 501

<211> 58

<212> PRT

<213> artificial sequence

<220>

<223> Modified bacterial sequence

<400> 501

Val	Asp	Ala	Lys	Tyr	Ala	Lys	Glu	Val	Leu	Asp	Ala	Trp	Asp	Glu	Ile
1				5					10					15	

Asp	Ala	Leu	Pro	Asn	Leu	Thr	Leu	Glu	Gln	Trp	Leu	Ala	Phe	Ile	Asn
			20					25					30		

Lys	Leu	Asp	Asp	Asp	Pro	Ser	Gln	Ser	Ser	Glu	Leu	Leu	Ser	Glu	Ala
		35					40					45			

Lys	Lys	Leu	Asn	Asp	Ser	Gln	Ala	Pro	Lys
	50					55			

<210> 502

<211> 58

<212> PRT

<213> artificial sequence

<220>

<223> Modified bacterial sequence

<400> 502

Val	Asp	Ala	Lys	Tyr	Ala	Lys	Glu	Val	Ile	Asp	Ala	Trp	Asp	Glu	Ile
1				5					10					15	

Asp	Arg	Leu	Pro	Asn	Leu	Thr	Leu	Asp	Gln	Trp	Leu	Ala	Phe	Ile	Asn
			20					25					30		

Lys	Leu	Asp	Asp	Asp	Pro	Ser	Gln	Ser	Ser	Glu	Leu	Leu	Ser	Glu	Ala
		35					40					45			

Lys	Lys	Leu	Asn	Asp	Ser	Gln	Ala	Pro	Lys
	50					55			

<210> 503

<211> 58

<212> PRT

<213> artificial sequence

<220>

<223> Modified bacterial sequence

<400> 503

Val	Asp	Ala	Lys	Tyr	Ala	Lys	Glu	Thr	Leu	Glu	Ala	Trp	Asp	Glu	Ile
-----	-----	-----	-----	-----	-----	-----	-----	-----	-----	-----	-----	-----	-----	-----	-----

1 5 10 15

Asp Arg Leu Pro Asn Leu Thr Ile Glu Gln Trp Leu Ala Phe Ile Asn
 20 25 30

Lys Leu Asp Asp Asp Pro Ser Gln Ser Ser Glu Leu Leu Ser Glu Ala
 35 40 45

Lys Lys Leu Asn Asp Ser Gln Ala Pro Lys
 50 55

<210> 504

<211> 58

<212> PRT

<213> artificial sequence

<220>

<223> Modified bacterial sequence

<400> 504

Val Asp Ala Lys Tyr Ala Lys Glu Val Ile Asp Ala Trp Asn Glu Ile
 1 5 10 15

Asp Ala Leu Pro Asn Leu Thr Leu Asp Gln Trp Leu Ala Phe Ile Asn
 20 25 30

Lys Leu Asp Asp Asp Pro Ser Gln Ser Ser Glu Leu Leu Ser Glu Ala
 35 40 45

Lys Lys Leu Asn Asp Ser Gln Ala Pro Lys
 50 55

<210> 505

<211> 58

<212> PRT

<213> artificial sequence

<220>

<223> Modified bacterial sequence

<400> 505

Val Asp Ala Lys Tyr Ala Lys Glu Val Leu Asp Ala Trp Asp Glu Ile
 1 5 10 15

Asp Lys Leu Pro Asn Leu Thr Ile Asp Gln Trp Leu Ala Phe Ile Asn
 20 25 30

Lys Leu Asp Asp Asp Pro Ser Gln Ser Ser Glu Leu Leu Ser Glu Ala
 35 40 45

Lys Lys Leu Asn Asp Ser Gln Ala Pro Lys
 50 55

<210> 506

<211> 58

<212> PRT

<213> artificial sequence

<220>

<223> Modified bacterial sequence

<400> 506

Val	Asp	Ala	Lys	Tyr	Ala	Lys	Glu	Val	Leu	Glu	Ala	Trp	Asp	Glu	Ile
1				5					10					15	

Asp	His	Leu	Pro	Asn	Leu	Thr	Leu	Asp	Gln	Trp	Leu	Ala	Phe	Ile	Asn
			20					25					30		

Lys	Leu	Asp	Asp	Asp	Pro	Ser	Gln	Ser	Ser	Glu	Leu	Leu	Ser	Glu	Ala
		35					40					45			

Lys	Lys	Leu	Asn	Asp	Ser	Gln	Ala	Pro	Lys
	50					55			

<210> 507

<211> 58

<212> PRT

<213> artificial sequence

<220>

<223> Modified bacterial sequence

<400> 507

Val	Asp	Ala	Lys	Tyr	Ala	Lys	Glu	Val	Leu	Glu	Ala	Trp	Asp	Glu	Ile
1				5					10					15	

Asp	Ala	Leu	Pro	Asn	Leu	Thr	Ile	Glu	Gln	Trp	Leu	Ala	Phe	Ile	Asn
			20					25					30		

Lys	Leu	Asp	Asp	Asp	Pro	Ser	Gln	Ser	Ser	Glu	Leu	Leu	Ser	Glu	Ala
		35					40					45			

Lys	Lys	Leu	Asn	Asp	Ser	Gln	Ala	Pro	Lys
	50					55			

<210> 508

<211> 58

<212> PRT

<213> artificial sequence

<220>

<223> Modified bacterial sequence

<400> 508

Val	Asp	Ala	Lys	Tyr	Ala	Lys	Glu	Val	Leu	Asp	Ala	Trp	Asp	Glu	Ile
1				5					10					15	

Asp Lys Leu Pro Asn Leu Thr Leu Glu Gln Trp Leu Ala Phe Ile Asn
 20 25 30

Lys Leu Asp Asp Asp Pro Ser Gln Ser Ser Glu Leu Leu Ser Glu Ala
 35 40 45

Lys Lys Leu Asn Asp Ser Gln Ala Pro Lys
 50 55

<210> 509

<211> 58

<212> PRT

<213> artificial sequence

<220>

<223> Modified bacterial sequence

<400> 509

Val Asp Ala Lys Tyr Ala Lys Glu Thr Ile Thr Ala Trp Asp Glu Ile
 1 5 10 15

Asp Lys Leu Pro Asn Leu Thr Ile Glu Gln Trp Leu Ala Phe Ile Gly
 20 25 30

Lys Leu Glu Asp Asp Pro Ser Gln Ser Ser Glu Leu Leu Ala Glu Ala
 35 40 45

Lys Lys Leu Asn Asp Ala Gln Ala Pro Lys
 50 55

<210> 510

<211> 58

<212> PRT

<213> artificial sequence

<220>

<223> Modified bacterial sequence

<400> 510

Val Asp Asn Lys Phe Asn Lys Glu Ser Met Lys Ala Trp Asp Glu Ile
 1 5 10 15

Asp Arg Leu Pro Asn Leu Asn Ile Asn Gln Trp Val Ala Phe Ile Asp
 20 25 30

Ser Leu Tyr Asp Asp Pro Ser Gln Ser Ala Asn Leu Leu Ala Glu Ala
 35 40 45

Lys Lys Leu Asn Asp Ala Gln Ala Pro Lys
 50 55

<210> 511

<211> 58

<212> PRT

<213> artificial sequence

<220>

<223> Modified bacterial sequence

<400> 511

Val	Asp	Ala	Lys	Tyr	Ala	Lys	Glu	Ser	Ile	Glu	Ala	Trp	Thr	Glu	Ile
1				5					10					15	

Asp	His	Leu	Pro	Asn	Leu	Thr	Ile	Glu	Gln	Trp	Leu	Ala	Phe	Ile	Asn
			20					25					30		

Lys	Leu	Thr	Asp	Asp	Pro	Ser	Gln	Ser	Ser	Glu	Leu	Leu	Ala	Glu	Ala
			35				40					45			

Lys	Lys	Leu	Asn	Asp	Ala	Gln	Ala	Pro	Lys
	50					55			

<210> 512

<211> 58

<212> PRT

<213> artificial sequence

<220>

<223> Modified bacterial sequence

<400> 512

Val	Asp	Ala	Lys	Tyr	Ala	Lys	Glu	Val	Leu	Asp	Ala	Trp	His	Glu	Ile
1				5					10					15	

Asp	Thr	Leu	Pro	Asn	Leu	Thr	Val	Arg	Gln	Trp	Leu	Ala	Phe	Ile	Ser
			20					25					30		

Lys	Leu	Glu	Asp	Asp	Pro	Ser	Gln	Ser	Ser	Glu	Leu	Leu	Ala	Glu	Ala
			35				40					45			

Lys	Lys	Leu	Asn	Asp	Ala	Gln	Ala	Pro	Lys
	50					55			

<210> 513

<211> 58

<212> PRT

<213> artificial sequence

<220>

<223> Modified bacterial sequence

<400> 513

Val	Asp	Ala	Lys	Tyr	Ala	Lys	Glu	His	Ile	Gln	Ala	Asn	Glu	Glu	Ile
1				5					10					15	

Asp Arg Leu Pro Asn Leu Thr Ile Lys Gln Trp Leu Ala Phe Ile Asn
 20 25 30

Lys Leu His Asp Asp Pro Ser Gln Ser Ser Glu Leu Leu Ala Glu Ala
 35 40 45

Lys Lys Leu Asn Asp Ala Gln Ala Pro Lys
 50 55

<210> 514

<211> 58

<212> PRT

<213> artificial sequence

<220>

<223> Modified bacterial sequence

<400> 514

Val Asp Ala Lys Tyr Ala Lys Glu Val Leu His Ala Trp Ala Glu Ile
 1 5 10 15

Asp Ala Leu Pro Asn Leu Thr Ile Glu Gln Trp Leu Ala Phe Ile Asn
 20 25 30

Lys Leu Asp Asp Asp Pro Ser Gln Ser Ser Glu Leu Leu Ser Glu Ala
 35 40 45

Lys Lys Leu Asn Asp Ser Gln Ala Pro Lys
 50 55

<210> 515

<211> 58

<212> PRT

<213> artificial sequence

<220>

<223> Modified bacterial sequence

<400> 515

Val Asp Ala Lys Tyr Ala Lys Glu Val Leu Ala Ala Trp Asp Glu Ile

1 5 10 15

Asp Ser Leu Pro Asn Leu Thr Leu Gln Gln Trp Leu Ala Phe Ile Asn
 20 25 30

Lys Leu Asp Asp Asp Pro Ser Gln Ser Ser Glu Leu Leu Ser Glu Ala
 35 40 45

Lys Lys Leu Asn Asp Ser Gln Ala Pro Lys
 50 55

<210> 516

<211> 58

<212> PRT

<213> artificial sequence

<220>

<223> Modified bacterial sequence

<400> 516

Val	Asp	Ala	Lys	Tyr	Ala	Lys	Glu	Val	Ile	Asp	Ala	Trp	Asn	Glu	Ile
1			5					10					15		

Asp	Ala	Leu	Pro	Asn	Leu	Thr	Leu	Glu	Gln	Trp	Leu	Ala	Phe	Ile	Asn
		20					25					30			

Lys	Leu	Asp	Asp	Asp	Pro	Ser	Gln	Ser	Ser	Glu	Leu	Leu	Ser	Glu	Ala
	35					40					45				

Lys	Lys	Leu	Asn	Asp	Ser	Gln	Ala	Pro	Lys
	50				55				

<210> 517

<211> 58

<212> PRT

<213> artificial sequence

<220>

<223> Modified bacterial sequence

<400> 517

Val	Asp	Ala	Lys	Tyr	Ala	Lys	Glu	Val	Leu	Asp	Ala	Trp	Asn	Glu	Ile
1			5					10					15		

Asp	Ala	Leu	Pro	Asn	Leu	Thr	Ile	Asp	Gln	Trp	Leu	Ala	Phe	Ile	Asn
		20					25					30			

Lys	Leu	Ser	Asp	Asp	Pro	Ser	Gln	Ser	Ser	Glu	Leu	Leu	Ser	Glu	Ala
	35					40					45				

Lys	Lys	Leu	Asn	Asp	Ser	Gln	Ala	Pro	Lys
	50				55				

<210> 518

<211> 58

<212> PRT

<213> artificial sequence

<220>

<223> Modified bacterial sequence

<400> 518

Val	Asp	Ala	Lys	Tyr	Ala	Lys	Glu	Val	Ile	Glu	Ala	Trp	Asp	Glu	Ile
1			5					10					15		

Asp Gly Leu Pro Asn Leu Thr Ile Glu Gln Trp Leu Ala Phe Ile Asn
 20 25 30

Lys Leu Asp Asp Asp Pro Ser Gln Ser Ser Glu Leu Leu Ser Glu Ala
 35 40 45

Lys Lys Leu Asn Asp Ser Gln Ala Pro Lys
 50 55

<210> 519

<211> 58

<212> PRT

<213> artificial sequence

<220>

<223> Modified bacterial sequence

<400> 519

Val Asp Ala Lys Tyr Ala Lys Glu Val Leu Glu Ala Trp Asp Glu Ile
 1 5 10 15

Asp His Leu Pro Asn Leu Thr Leu Gln Gln Trp Leu Ala Phe Ile Asn
 20 25 30

Lys Leu Asp Asp Asp Pro Ser Gln Ser Ser Glu Leu Leu Ser Glu Ala
 35 40 45

Lys Lys Leu Asn Asp Ser Gln Ala Pro Lys
 50 55

<210> 520

<211> 58

<212> PRT

<213> artificial sequence

<220>

<223> Modified bacterial sequence

<400> 520

Val Asp Ala Lys Tyr Ala Lys Glu Val Ile Glu Ala Trp Asn Glu Ile
 1 5 10 15

Asp Ala Leu Pro Asn Leu Thr Ile Glu Gln Trp Leu Ala Phe Ile Asn
 20 25 30

Lys Leu Asp Asp Asp Pro Ser Gln Ser Ser Glu Leu Leu Ser Glu Ala
 35 40 45

Lys Lys Leu Asn Asp Ser Gln Ala Pro Lys
 50 55

<210> 521

<211> 58

<212> PRT

<213> artificial sequence

<220>

<223> Modified bacterial sequence

<400> 521

Val	Asp	Ala	Lys	Tyr	Ala	Lys	Glu	Val	Ile	Ala	Ala	Trp	Asn	Glu	Ile
1				5					10					15	

Asp	Arg	Leu	Pro	Asn	Leu	Thr	Leu	Thr	Gln	Trp	Leu	Ala	Phe	Ile	Asn
		20					25						30		

Lys	Leu	Asp	Asp	Asp	Pro	Ser	Gln	Ser	Ser	Glu	Leu	Leu	Ser	Glu	Ala
		35					40					45			

Lys	Lys	Leu	Asn	Asp	Ser	Gln	Ala	Pro	Lys
	50					55			

<210> 522

<211> 58

<212> PRT

<213> artificial sequence

<220>

<223> Modified bacterial sequence

<400> 522

Val	Asp	Ala	Lys	Tyr	Ala	Lys	Glu	Val	Ile	Glu	Ala	Trp	Asp	Glu	Ile
1				5					10					15	

Asp	Ala	Leu	Pro	Asn	Leu	Thr	Leu	Gln	Gln	Trp	Leu	Ala	Phe	Ile	Asn
		20					25						30		

Lys	Leu	Asp	Asp	Asp	Pro	Ser	Gln	Ser	Ser	Glu	Leu	Leu	Ser	Glu	Ala
		35					40					45			

Lys	Lys	Leu	Asn	Asp	Ser	Gln	Ala	Pro	Lys
	50					55			

<210> 523

<211> 58

<212> PRT

<213> artificial sequence

<220>

<223> Modified bacterial sequence

<400> 523

Val	Asp	Ala	Lys	Tyr	Ala	Lys	Glu	Val	Ile	Ala	Ala	Trp	Asp	Glu	Ile
1				5					10					15	

Asp	Lys	Leu	Pro	Asn	Leu	Thr	Ile	Glu	Gln	Trp	Leu	Ala	Phe	Ile	Asn
		20					25					30			

20

40

60

Lys Leu Asp Asp Asp Pro Ser Gln Ser Ser Glu Leu Leu Ser Glu Ala
 35 40 45

Lys Lys Leu Asn Asp Ser Gln Ala Pro Lys
 50 55

<210> 524

<211> 58

<212> PRT

<213> artificial sequence

<220>

<223> Modified bacterial sequence

<400> 524

Val Asp Ala Lys Tyr Ala Lys Glu Val Ile Ala Ala Trp Asp Glu Ile
 1 5 10 15

Asp Lys Leu Pro Asn Leu Thr Leu Gln Gln Trp Leu Ala Phe Ile Asn
 20 25 30

Lys Leu Asp Asp Asp Pro Ser Gln Ser Ser Glu Leu Leu Ser Glu Ala
 35 40 45

Lys Lys Leu Asn Asp Ser Gln Ala Pro Lys
 50 55

<210> 525

<211> 58

<212> PRT

<213> artificial sequence

<220>

<223> Modified bacterial sequence

<400> 525

Val Asp Ala Lys Tyr Ala Lys Glu Thr Ile Ala Ala Trp Asp Glu Ile
 1 5 10 15

Asp Lys Leu Pro Asn Leu Thr Ile Glu Gln Trp Leu Ala Phe Ile Asn
 20 25 30

Lys Leu Asp Asp Asp Pro Ser Gln Ser Ser Glu Leu Leu Ser Glu Ala
 35 40 45

Lys Lys Leu Asn Asp Ser Gln Ala Pro Lys
 50 55

<210> 526

<211> 58

<212> PRT

<213> artificial sequence

<220>

<223> Modified bacterial sequence

<400> 526

Val Asp Ala Lys Tyr Ala Lys Glu Thr Ile Glu Ala Trp Asn Glu Ile
1 5 10 15

Asp Arg Leu Pro Asn Leu Thr Ile Glu Gln Trp Leu Ala Phe Ile Asn
20 25 30

Lys Leu Asp Asp Asp Pro Ser Gln Ser Ser Glu Leu Leu Ser Glu Ala
35 40 45

Lys Lys Leu Asn Asp Ser Gln Ala Pro Lys
50 55

<210> 527

<211> 58

<212> PRT

<213> artificial sequence

<220>

<223> Modified bacterial sequence

<400> 527

Val Asp Ala Lys Tyr Ala Lys Glu Val Leu Glu Ala Trp Arg Glu Ile
1 5 10 15

Asp Ala Leu Pro Asn Leu Thr Ile Gln Gln Trp Leu Ala Phe Ile Asn
20 25 30

Lys Leu Asp Asp Asp Pro Ser Gln Ser Ser Glu Leu Leu Ser Glu Ala
35 40 45

Lys Lys Leu Asn Asp Ser Gln Ala Pro Lys
50 55

<210> 528

<211> 58

<212> PRT

<213> artificial sequence

<220>

<223> Modified bacterial sequence

<400> 528

Val Asp Ala Lys Tyr Ala Lys Glu Val Ile Glu Ala Trp Asp Glu Ile
1 5 10 15

Asp Gln Leu Pro Asn Leu Thr Ile Glu Gln Trp Leu Ala Phe Ile Asn
20 25 30

Lys Leu Asp Asp Asp Pro Ser Gln Ser Ser Glu Leu Leu Ser Glu Ala
 35 40 45

Lys Lys Leu Asn Asp Ser Gln Ala Pro Lys
 50 55

<210> 529

<211> 58

<212> PRT

<213> artificial sequence

<220>

<223> Modified bacterial sequence

<400> 529

Val Asp Ala Lys Tyr Ala Lys Glu Val Leu Arg Ala Trp Asp Glu Ile
 1 5 10 15

Asp His Leu Pro Asn Leu Thr Leu Glu Gln Trp Leu Ala Phe Ile Asn
 20 25 30

Lys Leu Asp Asp Asp Pro Ser Gln Ser Ser Glu Leu Leu Ser Glu Ala
 35 40 45

Lys Lys Leu Asn Asp Ser Gln Ala Pro Lys
 50 55

<210> 530

<211> 58

<212> PRT

<213> artificial sequence

<220>

<223> Modified bacterial sequence

<400> 530

Val Asp Ala Lys Tyr Ala Lys Glu Val Leu Glu Ala Trp Asp Glu Ile
 1 5 10 15

Asp Arg Leu Pro Asn Leu Thr Leu Asn Gln Trp Leu Ala Phe Ile Asn
 20 25 30

Lys Leu Asp Asp Asp Pro Ser Gln Ser Ser Glu Leu Leu Ser Glu Ala
 35 40 45

Lys Lys Leu Asn Asp Ser Gln Ala Pro Lys
 50 55

<210> 531

<211> 58

<212> PRT

<213> artificial sequence

<220>

<223> Modified bacterial sequence

<400> 531

Val	Asp	Ala	Lys	Tyr	Ala	Lys	Glu	Val	Leu	Asp	Ala	Trp	Asn	Glu	Ile
1				5					10					15	

Asp	His	Leu	Pro	Asn	Leu	Thr	Ile	Glu	Gln	Trp	Leu	Ala	Phe	Ile	Asn
			20					25					30		

Lys	Leu	Asp	Asp	Asp	Pro	Ser	Gln	Ser	Ser	Glu	Leu	Leu	Ser	Glu	Ala
		35					40					45			

Lys	Lys	Leu	Asn	Asp	Ser	Gln	Ala	Pro	Lys
	50					55			

<210> 532

<211> 58

<212> PRT

<213> artificial sequence

<220>

<223> Modified bacterial sequence

<400> 532

Val	Asp	Ala	Lys	Tyr	Ala	Lys	Glu	Val	Ile	Asp	Ala	Trp	Asn	Glu	Ile
1				5					10					15	

Asp	Lys	Leu	Pro	Asn	Leu	Thr	Ile	Glu	Gln	Trp	Leu	Ala	Phe	Ile	Asn
			20					25					30		

Lys	Leu	Asp	Asp	Asp	Pro	Ser	Gln	Ser	Ser	Glu	Leu	Leu	Ser	Glu	Ala
		35					40					45			

Lys	Lys	Leu	Asn	Asp	Ser	Gln	Ala	Pro	Lys
	50					55			

<210> 533

<211> 58

<212> PRT

<213> artificial sequence

<220>

<223> Modified bacterial sequence

<400> 533

Val	Asp	Ala	Lys	Tyr	Ala	Lys	Glu	Thr	Leu	Glu	Ala	Trp	Asp	Glu	Ile
1				5					10					15	

Asp	Gln	Leu	Pro	Asn	Leu	Thr	Leu	Gln	Gln	Trp	Leu	Ala	Phe	Ile	Asn
			20					25					30		

Lys	Leu	Asp	Asp	Asp	Pro	Ser	Gln	Ser	Ser	Glu	Leu	Leu	Ser	Glu	Ala
		35					40					45			

Lys Lys Leu Asn Asp Ser Gln Ala Pro Lys
50 55

<210> 534

<211> 58

<212> PRT

<213> artificial sequence

<220>

<223> Modified bacterial sequence

<400> 534

Val Asp Ala Lys Tyr Ala Lys Glu Val Ile Glu Ala Trp Asn Glu Ile
1 5 10 15

Asp Ala Leu Pro Asn Leu Thr Leu Asp Gln Trp Leu Ala Phe Ile Asn
20 25 30

Lys Leu Asp Asp Asp Pro Ser Gln Ser Ser Glu Leu Leu Ser Glu Ala
35 40 45

Lys Lys Leu Asn Asp Ser Gln Ala Pro Lys
50 55

<210> 535

<211> 58

<212> PRT

<213> artificial sequence

<220>

<223> Modified bacterial sequence

<400> 535

Val Asp Ala Lys Tyr Ala Lys Glu Val Ile Asp Ala Trp Asn Glu Ile
1 5 10 15

Asp Arg Leu Pro Asn Leu Thr Leu Gln Gln Trp Leu Ala Phe Ile Asn
20 25 30

Lys Leu Asp Asp Asp Pro Ser Gln Ser Ser Glu Leu Leu Ser Glu Ala
35 40 45

Lys Lys Leu Asn Asp Ser Gln Ala Pro Lys
50 55

<210> 536

<211> 58

<212> PRT

<213> artificial sequence

<220>

<223> Modified bacterial sequence

<400> 536

Val	Asp	Ala	Lys	Tyr	Ala	Lys	Glu	Val	Ile	Asp	Ala	Trp	Asn	Glu	Ile
1				5					10					15	

Asp	Gln	Leu	Pro	Asn	Leu	Thr	Leu	Glu	Gln	Trp	Leu	Ala	Phe	Ile	Asn
			20					25					30		

Lys	Leu	Asp	Asp	Asp	Pro	Ser	Gln	Ser	Ser	Glu	Leu	Leu	Ser	Glu	Ala
		35					40					45			

Lys	Lys	Leu	Asn	Asp	Ser	Gln	Ala	Pro	Lys
	50					55			

<210> 537

<211> 58

<212> PRT

<213> artificial sequence

<220>

<223> Modified bacterial sequence

<400> 537

Val	Asp	Ala	Lys	Tyr	Ala	Lys	Glu	Thr	Ile	Ala	Ala	Trp	Asp	Glu	Ile
1				5					10					15	

Asp	His	Leu	Pro	Asn	Leu	Thr	Leu	Glu	Gln	Trp	Leu	Ala	Phe	Ile	Asn
			20					25					30		

Lys	Leu	Asp	Asp	Asp	Pro	Ser	Gln	Ser	Ser	Glu	Leu	Leu	Ser	Glu	Ala
		35					40					45			

Lys	Lys	Leu	Asn	Asp	Ser	Gln	Ala	Pro	Lys
	50					55			

<210> 538

<211> 58

<212> PRT

<213> artificial sequence

<220>

<223> Modified bacterial sequence

<400> 538

Val	Asp	Ala	Lys	Tyr	Ala	Lys	Glu	Val	Leu	Gln	Ala	Trp	Asp	Glu	Ile
1				5					10					15	

Asp	His	Leu	Pro	Asn	Leu	Thr	Ile	Gln	Gln	Trp	Leu	Ala	Phe	Ile	Asn
			20					25					30		

Lys	Leu	Ser	Asp	Asp	Pro	Ser	Gln	Ser	Ser	Glu	Leu	Leu	Ser	Glu	Ala
		35					40					45			

Lvs	Lvs	Leu	Asn	Asp	Ser	Gln	Ala	Pro	Lvs
-----	-----	-----	-----	-----	-----	-----	-----	-----	-----

50 55

<210> 539

<211> 58

<212> PRT

<213> artificial sequence

<220>

<223> Modified bacterial sequence

<400> 539

Val Asp Ala Lys Tyr Ala Lys Glu Thr Leu His Ala Trp Ala Glu Ile
1 5 10 15

Asp Arg Leu Pro Asn Leu Thr Ile Glu Gln Trp Leu Ala Phe Ile Asn
20 25 30

Lys Leu Asp Asp Asp Pro Ser Gln Ser Ser Glu Leu Leu Ser Glu Ala
35 40 45

Lys Lys Leu Asn Asp Ser Gln Ala Pro Lys
50 55

<210> 540

<211> 58

<212> PRT

<213> artificial sequence

<220>

<223> Modified bacterial sequence

<400> 540

Val Asp Ala Lys Tyr Ala Lys Glu Val Leu Glu Ala Trp Asn Glu Ile
1 5 10 15

Asp His Leu Pro Asn Leu Thr Leu Ala Gln Trp Leu Ala Phe Ile Asn
20 25 30

Lys Leu Asp Asp Asp Pro Ser Gln Ser Ser Glu Leu Leu Ser Glu Ala
35 40 45

Lys Lys Leu Asn Asp Ser Gln Ala Pro Lys
50 55

<210> 541

<211> 58

<212> PRT

<213> artificial sequence

<220>

<223> Modified bacterial sequence

<400> 541

Val Asp Ala Lys Tyr Ala Lys Glu Val Ile Glu Ala Trp Asp Glu Ile
1 5 10 15

Asp Lys Leu Pro Asn Leu Thr Ile Ala Gln Trp Leu Ala Phe Ile Asn
20 25 30

Lys Leu Asp Asp Asp Pro Ser Gln Ser Ser Glu Leu Leu Ser Glu Ala
35 40 45

Lys Lys Leu Asn Asp Ser Gln Ala Pro Lys
50 55

<210> 542

<211> 58

<212> PRT

<213> artificial sequence

<220>

<223> Modified bacterial sequence

<400> 542

Val Asp Ala Lys Tyr Ala Lys Glu Val Leu Asp Ala Trp Asp Glu Ile
1 5 10 15

Asp His Leu Pro Asn Leu Thr Leu Gln Gln Trp Leu Ala Phe Ile Asn
20 25 30

Lys Leu Asp Asp Asp Pro Ser Gln Ser Ser Glu Leu Leu Ser Glu Ala
35 40 45

Lys Lys Leu Asn Asp Ser Gln Ala Pro Lys
50 55

<210> 543

<211> 58

<212> PRT

<213> artificial sequence

<220>

<223> Modified bacterial sequence

<400> 543

Val Asp Ala Lys Tyr Ala Lys Glu Thr Ile Glu Ala Trp Asn Glu Ile
1 5 10 15

Asp Lys Leu Pro Asn Leu Thr Leu Thr Gln Trp Leu Ala Phe Ile Asn
20 25 30

Lys Leu Asp Asp Asp Pro Ser Gln Ser Ser Glu Leu Leu Ser Glu Ala
35 40 45

Lys Lys Leu Asn Asp Ser Gln Ala Pro Lys
50 55

<210> 544

<211> 58

<212> PRT

<213> artificial sequence

<220>

<223> Modified bacterial sequence

<400> 544

Val	Asp	Ala	Lys	Tyr	Ala	Lys	Glu	Val	Leu	Glu	Ala	Trp	Asn	Glu	Ile
1			5					10					15		

Asp	Leu	Leu	Pro	Asn	Leu	Thr	Ile	Glu	Gln	Trp	Leu	Ala	Phe	Ile	Asn
			20					25					30		

Lys	Leu	Asp	Asp	Asp	Pro	Ser	Gln	Ser	Ser	Glu	Leu	Leu	Ser	Glu	Ala
		35					40					45			

Lys	Lys	Leu	Asn	Asp	Ser	Gln	Ala	Pro	Lys
	50					55			

<210> 545

<211> 58

<212> PRT

<213> artificial sequence

<220>

<223> Modified bacterial sequence

<400> 545

Val	Asp	Ala	Lys	Tyr	Ala	Lys	Glu	Val	Ile	Glu	Ala	Trp	Asp	Glu	Ile
1			5					10					15		

Asp	His	Leu	Pro	Asn	Leu	Thr	Ile	Asp	Gln	Trp	Leu	Ala	Phe	Ile	Asn
			20					25					30		

Lys	Leu	Asp	Asp	Asp	Pro	Ser	Gln	Ser	Ser	Glu	Leu	Leu	Ser	Glu	Ala
		35					40					45			

Lys	Lys	Leu	Asn	Asp	Ser	Gln	Ala	Pro	Lys
	50					55			

<210> 546

<211> 58

<212> PRT

<213> artificial sequence

<220>

<223> Modified bacterial sequence

<400> 546

Val	Asp	Ala	Lys	Tyr	Ala	Lys	Glu	Val	Ile	Ser	Ala	Trp	Asn	Glu	Ile
1			5					10					15		

Asp Ala Leu Pro Asn Leu Thr Leu Gln Gln Trp Leu Ala Phe Ile Asn
 20 25 30

Lys Leu Asp Asp Asp Pro Ser Gln Ser Ser Glu Leu Leu Ser Glu Ala
 35 40 45

Lys Lys Leu Asn Asp Ser Gln Ala Pro Lys
 50 55

<210> 547

<211> 58

<212> PRT

<213> artificial sequence

<220>

<223> Modified bacterial sequence

<400> 547

Val Asp Ala Lys Tyr Ala Lys Glu Val Ile Ala Ala Trp Asn Glu Ile
 1 5 10 15

Asp Lys Leu Pro Asn Leu Thr Leu Glu Gln Trp Leu Ala Phe Ile Asn
 20 25 30

Lys Leu Asp Asp Asp Pro Ser Gln Ser Ser Glu Leu Leu Ser Glu Ala
 35 40 45

Lys Lys Leu Asn Asp Ser Gln Ala Pro Lys
 50 55

<210> 548

<211> 58

<212> PRT

<213> artificial sequence

<220>

<223> Modified bacterial sequence

<400> 548

Val Asp Ala Lys Tyr Ala Lys Glu Thr Ile Glu Ala Trp Asn Glu Ile
 1 5 10 15

Asp Ser Leu Pro Asn Leu Thr Leu Asp Gln Trp Leu Ala Phe Ile Asn
 20 25 30

Lys Leu Asp Asp Asp Pro Ser Gln Ser Ser Glu Leu Leu Ser Glu Ala
 35 40 45

Lys Lys Leu Asn Asp Ser Gln Ala Pro Lys
 50 55

<210> 549

<211> 58

<212> PRT

<213> artificial sequence

<220>

<223> Modified bacterial sequence

<400> 549

Val	Asp	Ala	Lys	Tyr	Ala	Lys	Glu	Val	Leu	Asp	Ala	Trp	Asn	Glu	Ile
1				5					10					15	

Asp	Gln	Leu	Pro	Asn	Leu	Thr	Leu	Gln	Gln	Trp	Leu	Ala	Phe	Ile	Asn
		20					25						30		

Lys	Leu	Asp	Asp	Asp	Pro	Ser	Gln	Ser	Ser	Glu	Leu	Leu	Ser	Glu	Ala
		35					40					45			

Lys	Lys	Leu	Asn	Asp	Ser	Gln	Ala	Pro	Lys
	50					55			

<210> 550

<211> 58

<212> PRT

<213> artificial sequence

<220>

<223> Modified bacterial sequence

<400> 550

Val	Asp	Ala	Lys	Tyr	Ala	Lys	Glu	Val	Leu	Ala	Ala	Trp	Asn	Glu	Ile
1				5					10					15	

Asp	His	Leu	Pro	Asn	Leu	Thr	Ile	Glu	Gln	Trp	Leu	Ala	Phe	Ile	Asn
		20						25					30		

Lys	Leu	Asp	Asp	Asp	Pro	Ser	Gln	Ser	Ser	Glu	Leu	Leu	Ser	Glu	Ala
		35					40					45			

Lys	Lys	Leu	Asn	Asp	Ser	Gln	Ala	Pro	Lys
	50					55			

<210> 551

<211> 58

<212> PRT

<213> artificial sequence

<220>

<223> Modified bacterial sequence

<400> 551

Val	Asp	Ala	Lys	Tyr	Ala	Lys	Glu	Val	Leu	Glu	Ala	Trp	Asp	Glu	Ile
1				5					10					15	

Asp	His	Leu	Pro	Asn	Leu	Thr	Ile	Thr	Gln	Trp	Leu	Ala	Phe	Ile	Asn
-----	-----	-----	-----	-----	-----	-----	-----	-----	-----	-----	-----	-----	-----	-----	-----

20

25

30

Lys Leu Asp Asp Asp Pro Ser Gln Ser Ser Glu Leu Leu Ser Glu Ala
 35 40 45

Lys Lys Leu Asn Asp Ser Gln Ala Pro Lys
 50 55

<210> 552

<211> 58

<212> PRT

<213> artificial sequence

<220>

<223> Modified bacterial sequence

<400> 552

Val Asp Ala Lys Tyr Ala Lys Glu Thr Ile Asp Ala Trp Asn Glu Ile
 1 5 10 15

Asp His Leu Pro Asn Leu Thr Ile Glu Gln Trp Leu Ala Phe Ile Asn
 20 25 30

Lys Leu Asp Asp Asp Pro Ser Gln Ser Ser Glu Leu Leu Ser Glu Ala
 35 40 45

Lys Lys Leu Asn Asp Ser Gln Ala Pro Lys
 50 55

<210> 553

<211> 58

<212> PRT

<213> artificial sequence

<220>

<223> Modified bacterial sequence

<400> 553

Val Asp Ala Lys Tyr Ala Lys Glu Val Ile Glu Ala Trp Asn Glu Ile
 1 5 10 15

Asp His Leu Pro Asn Leu Thr Ile Gln Gln Trp Leu Ala Phe Ile Asn
 20 25 30

Lys Leu Asp Asp Asp Pro Ser Gln Ser Ser Glu Leu Leu Ser Glu Ala
 35 40 45

Lys Lys Leu Asn Asp Ser Gln Ala Pro Lys
 50 55

<210> 554

<211> 58

<212> PRT

<213> artificial sequence

<220>

<223> Modified bacterial sequence

<400> 554

Val Asp Ala Lys Tyr Ala Lys Glu Val Ile Gln Ala Trp Asn Glu Ile
1 5 10 15

Asp Ala Leu Pro Asn Leu Thr Ile Ser Gln Trp Leu Ala Phe Ile Asn
20 25 30

Lys Leu Asp Asp Asp Pro Ser Gln Ser Ser Glu Leu Leu Ser Glu Ala
35 40 45

Lys Lys Leu Asn Asp Ser Gln Ala Pro Lys
50 55

<210> 555

<211> 58

<212> PRT

<213> artificial sequence

<220>

<223> Modified bacterial sequence

<400> 555

Val Asp Ala Lys Tyr Ala Lys Glu Val Ile Ala Ala Trp Asp Glu Ile
1 5 10 15

Asp Ser Leu Pro Asn Leu Thr Ile Glu Gln Trp Leu Ala Phe Ile Asn
20 25 30

Lys Leu Asp Asp Asp Pro Ser Gln Ser Ser Glu Leu Leu Ser Glu Ala
35 40 45

Lys Lys Leu Asn Asp Ser Gln Ala Pro Lys
50 55

<210> 556

<211> 58

<212> PRT

<213> artificial sequence

<220>

<223> Modified bacterial sequence

<400> 556

Val Asp Ala Lys Tyr Ala Lys Glu His Ile Glu Ala Trp Asn Glu Ile
1 5 10 15

Asp Ala Leu Pro Asn Leu Thr Ile Glu Gln Trp Leu Ala Phe Ile Asn
20 25 30

Lys Leu Gln Asp Asp Pro Ser Gln Ser Ser Glu Leu Leu Ser Glu Ala
 35 40 45

Lys Lys Leu Asn Asp Ser Gln Ala Pro Lys
 50 55

<210> 557

<211> 58

<212> PRT

<213> artificial sequence

<220>

<223> Modified bacterial sequence

<400> 557

Val Asp Ala Lys Tyr Ala Lys Glu Val Leu Glu Ala Trp Asn Glu Ile
 1 5 10 15

Asp Lys Leu Pro Asn Leu Thr Leu Asp Gln Trp Leu Ala Phe Ile Asn
 20 25 30

Lys Leu Asp Asp Asp Pro Ser Gln Ser Ser Glu Leu Leu Ser Glu Ala
 35 40 45

Lys Lys Leu Asn Asp Ser Gln Ala Pro Lys
 50 55

<210> 558

<211> 58

<212> PRT

<213> artificial sequence

<220>

<223> Modified bacterial sequence

<400> 558

Val Asp Ala Lys Tyr Ala Lys Glu Val Ile Asp Ala Trp Asn Glu Ile
 1 5 10 15

Asp His Leu Pro Asn Leu Thr Ile Glu Gln Trp Leu Ala Phe Ile Asn
 20 25 30

Lys Leu Ala Asp Asp Pro Ser Gln Ser Ser Glu Leu Leu Ser Glu Ala
 35 40 45

Lys Lys Leu Asn Asp Ser Gln Ala Pro Lys
 50 55

<210> 559

<211> 58

<212> PRT

<213> artificial sequence

<220>

<223> Modified bacterial sequence

<400> 559

Val	Asp	Ala	Lys	Tyr	Ala	Lys	Glu	Thr	Ile	Asp	Ala	Trp	Asp	Glu	Ile
1				5					10					15	

Asp	Lys	Leu	Pro	Asn	Leu	Thr	Ile	Glu	Gln	Trp	Leu	Ala	Phe	Ile	Asn
			20					25					30		

Lys	Leu	Asp	Asp	Asp	Pro	Ser	Gln	Ser	Ser	Glu	Leu	Leu	Ser	Glu	Ala
		35					40					45			

Lys	Lys	Leu	Asn	Asp	Ser	Gln	Ala	Pro	Lys
	50					55			

<210> 560

<211> 58

<212> PRT

<213> artificial sequence

<220>

<223> Modified bacterial sequence

<400> 560

Val	Asp	Ala	Lys	Tyr	Ala	Lys	Glu	Val	Ile	Ala	Ala	Trp	Asp	Glu	Ile
1				5					10					15	

Asp	Leu	Leu	Pro	Asn	Leu	Thr	Leu	Gln	Gln	Trp	Leu	Ala	Phe	Ile	Asn
			20					25					30		

Lys	Leu	Ala	Asp	Asp	Pro	Ser	Gln	Ser	Ser	Glu	Leu	Leu	Ser	Glu	Ala
		35					40					45			

Lys	Lys	Leu	Asn	Asp	Ser	Gln	Ala	Pro	Lys
	50					55			

<210> 561

<211> 58

<212> PRT

<213> artificial sequence

<220>

<223> Modified bacterial sequence

<400> 561

Val	Asp	Ala	Lys	Tyr	Ala	Lys	Glu	Val	Ile	His	Ala	Trp	Asp	Glu	Ile
1				5					10					15	

Asp	Lys	Leu	Pro	Asn	Leu	Thr	Ile	Glu	Gln	Trp	Leu	Ala	Phe	Ile	Asn
			20					25					30		

Lys	Leu	Asp	Asp	Asp	Pro	Ser	Gln	Ser	Ser	Glu	Leu	Leu	Ser	Glu	Ala
		35					40					45			

Lys Lys Leu Asn Asp Ser Gln Ala Pro Lys
50 55

<210> 562

<211> 58

<212> PRT

<213> artificial sequence

<220>

<223> Modified bacterial sequence

<400> 562

Val Asp Ala Lys Tyr Ala Lys Glu Val Ile Ala Ala Trp Asn Glu Ile
1 5 10 15

Asp His Leu Pro Asn Leu Thr Leu Glu Gln Trp Leu Ala Phe Ile Asn
20 25 30

Lys Leu Asp Asp Asp Pro Ser Gln Ser Ser Glu Leu Leu Ser Glu Ala
35 40 45

Lys Lys Leu Asn Asp Ser Gln Ala Pro Lys
50 55

<210> 563

<211> 58

<212> PRT

<213> artificial sequence

<220>

<223> Modified bacterial sequence

<400> 563

Val Asp Ala Lys Tyr Ala Lys Glu Thr Leu Asp Ala Trp Asn Glu Ile
1 5 10 15

Asp Lys Leu Pro Asn Leu Thr Leu Ser Gln Trp Leu Ala Phe Ile Asn
20 25 30

Lys Leu Asp Asp Asp Pro Ser Gln Ser Ser Glu Leu Leu Ser Glu Ala
35 40 45

Lys Lys Leu Asn Asp Ser Gln Ala Pro Lys

50

55

<210> 564

<211> 58

<212> PRT

<213> artificial sequence

<220>

<223> Modified bacterial sequence

<400> 564

Val	Asp	Ala	Lys	Tyr	Ala	Lys	Glu	Val	Leu	Glu	Ala	Trp	Asn	Glu	Ile
1				5					10					15	

Asp	Ala	Leu	Pro	Asn	Leu	Thr	Leu	Glu	Gln	Trp	Leu	Ala	Phe	Ile	Asn
			20					25					30		

Lys	Leu	Asp	Asp	Asp	Pro	Ser	Gln	Ser	Ser	Glu	Leu	Leu	Ser	Glu	Ala
		35					40					45			

Lys	Lys	Leu	Asn	Asp	Ser	Gln	Ala	Pro	Lys
	50					55			

<210> 565

<211> 58

<212> PRT

<213> artificial sequence

<220>

<223> Modified bacterial sequence

<400> 565

Val	Asp	Ala	Lys	Tyr	Ala	Lys	Glu	Val	Ile	Gln	Ala	Trp	Asp	Glu	Ile
1				5					10					15	

Asp	His	Leu	Pro	Asn	Leu	Thr	Ile	Ser	Gln	Trp	Leu	Ala	Phe	Ile	Asn
			20					25					30		

Lys	Leu	Asp	Asp	Asp	Pro	Ser	Gln	Ser	Ser	Glu	Leu	Leu	Ser	Glu	Ala
		35					40					45			

Lys	Lys	Leu	Asn	Asp	Ser	Gln	Ala	Pro	Lys
	50					55			

<210> 566

<211> 58

<212> PRT

<213> artificial sequence

<220>

<223> Modified bacterial sequence

<400> 566

Val	Asp	Ala	Lys	Tyr	Ala	Lys	Glu	Val	Leu	Gln	Ala	Trp	Asp	Glu	Ile
1				5					10					15	

Asp	Ser	Leu	Pro	Asn	Leu	Thr	Ile	Glu	Gln	Trp	Leu	Ala	Phe	Ile	Asn
			20					25					30		

Lys	Leu	Asp	Asp	Asp	Pro	Ser	Gln	Ser	Ser	Glu	Leu	Leu	Ser	Glu	Ala
		35					40					45			

Lys Lys Leu Asn Asp Ser Gln Ala Pro Lys
50 55

<210> 567

<211> 58

<212> PRT

<213> artificial sequence

<220>

<223> Modified bacterial sequence

<400> 567

Val Asp Ala Lys Tyr Ala Lys Glu Thr Leu Glu Ala Trp Asp Glu Ile
1 5 10 15

Asp His Leu Pro Asn Leu Thr Ile Ala Gln Trp Leu Ala Phe Ile Asn
20 25 30

Lys Leu Asp Asp Asp Pro Ser Gln Ser Ser Glu Leu Leu Ser Glu Ala
35 40 45

Lys Lys Leu Asn Asp Ser Gln Ala Pro Lys
50 55

<210> 568

<211> 58

<212> PRT

<213> artificial sequence

<220>

<223> Modified bacterial sequence

<400> 568

Val Asp Ala Lys Tyr Ala Lys Glu Thr Ile Asp Ala Trp Asn Glu Ile
1 5 10 15

Asp Arg Leu Pro Asn Leu Thr Ile Ser Gln Trp Leu Ala Phe Ile Asn
20 25 30

Lys Leu Asp Asp Asp Pro Ser Gln Ser Ser Glu Leu Leu Ser Glu Ala
35 40 45

Lys Lys Leu Asn Asp Ser Gln Ala Pro Lys
50 55

<210> 569

<211> 58

<212> PRT

<213> artificial sequence

<220>

<223> Modified bacterial sequence

<400> 569

Val	Asp	Ala	Lys	Tyr	Ala	Lys	Glu	Val	Leu	Asp	Ala	Trp	His	Glu	Ile
1				5					10					15	

Asp	His	Leu	Pro	Asn	Leu	Thr	Ile	Gln	Gln	Trp	Leu	Ala	Phe	Ile	Asn
			20					25					30		

Lys	Leu	Asp	Asp	Asp	Pro	Ser	Gln	Ser	Ser	Glu	Leu	Leu	Ser	Glu	Ala
		35					40					45			

Lys	Lys	Leu	Asn	Asp	Ser	Gln	Ala	Pro	Lys
	50					55			

<210> 570

<211> 58

<212> PRT

<213> artificial sequence

<220>

<223> Modified bacterial sequence

<400> 570

Val	Asp	Ala	Lys	Tyr	Ala	Lys	Glu	Gln	Ile	Arg	Ala	Trp	Asp	Glu	Ile
1				5					10					15	

Asp	Lys	Leu	Pro	Asn	Leu	Thr	Ile	Glu	Gln	Trp	Leu	Ala	Phe	Ile	Asn
			20					25					30		

Lys	Leu	Ala	Asp	Asp	Pro	Ser	Gln	Ser	Ser	Glu	Leu	Leu	Ser	Glu	Ala
		35					40					45			

Lys	Lys	Leu	Asn	Asp	Ser	Gln	Ala	Pro	Lys
	50					55			

<210> 571

<211> 58

<212> PRT

<213> artificial sequence

<220>

<223> Modified bacterial sequence

<400> 571

Val	Asp	Ala	Lys	Tyr	Ala	Lys	Glu	Thr	Leu	Tyr	Ala	Trp	Asn	Glu	Ile
1				5					10					15	

Asp	Lys	Leu	Pro	Asn	Leu	Thr	Ile	Glu	Gln	Trp	Leu	Ala	Phe	Ile	Glu
			20					25					30		

Lys	Leu	Gln	Asp	Asp	Pro	Ser	Gln	Ser	Ser	Glu	Leu	Leu	Ser	Glu	Ala
		35					40					45			

Lys Lys Leu Asn Asp Ser Gln Ala Pro Lys
50 55

<210> 572

<211> 58

<212> PRT

<213> artificial sequence

<220>

<223> Modified bacterial sequence

<400> 572

Val Asp Ala Lys Tyr Ala Lys Glu Val Ile Glu Ala Trp Asn Glu Ile
1 5 10 15

Asp Ala Leu Pro Asn Leu Thr Ile Asp Gln Trp Leu Ala Phe Ile Asn
20 25 30

Lys Leu Asp Asp Asp Pro Ser Gln Ser Ser Glu Leu Leu Ser Glu Ala
35 40 45

Lys Lys Leu Asn Asp Ser Gln Ala Pro Lys
50 55

<210> 573

<211> 58

<212> PRT

<213> artificial sequence

<220>

<223> Modified bacterial sequence

<400> 573

Val Asp Ala Lys Tyr Ala Lys Glu Val Leu Glu Ala Trp Asn Glu Ile
1 5 10 15

Asp His Leu Pro Asn Leu Thr Ile Gln Gln Trp Leu Ala Phe Ile Asn
20 25 30

Lys Leu Asp Asp Asp Pro Ser Gln Ser Ser Glu Leu Leu Ser Glu Ala
35 40 45

Lys Lys Leu Asn Asp Ser Gln Ala Pro Lys
50 55

<210> 574

<211> 58

<212> PRT

<213> artificial sequence

<220>

<223> Modified bacterial sequence

<400> 574

Val	Asp	Ala	Lys	Tyr	Ala	Lys	Glu	Thr	Ile	Glu	Ala	Trp	Asp	Glu	Ile
1				5					10					15	

Asp	Ala	Leu	Pro	Asn	Leu	Thr	Ile	Glu	Gln	Trp	Leu	Ala	Phe	Ile	Asn
			20					25					30		

Lys	Leu	Asp	Asp	Asp	Pro	Ser	Gln	Ser	Ser	Glu	Leu	Leu	Ser	Glu	Ala
		35					40					45			

Lys	Lys	Leu	Asn	Asp	Ser	Gln	Ala	Pro	Lys
	50					55			

<210> 575

<211> 58

<212> PRT

<213> artificial sequence

<220>

<223> Modified bacterial sequence

<400> 575

Val	Asp	Ala	Lys	Tyr	Ala	Lys	Glu	Val	Ile	Glu	Ala	Trp	Asn	Glu	Ile
1				5					10					15	

Asp	His	Leu	Pro	Asn	Leu	Thr	Leu	Gln	Gln	Trp	Leu	Ala	Phe	Ile	Asn
			20					25					30		

Lys	Leu	Asp	Asp	Asp	Pro	Ser	Gln	Ser	Ser	Glu	Leu	Leu	Ser	Glu	Ala
		35					40					45			

Lys	Lys	Leu	Asn	Asp	Ser	Gln	Ala	Pro	Lys
	50					55			

<210> 576

<211> 58

<212> PRT

<213> artificial sequence

<220>

<223> Modified bacterial sequence

<400> 576

Val	Asp	Ala	Lys	Tyr	Ala	Lys	Glu	Val	Ile	Glu	Ala	Trp	Asn	Glu	Ile
1				5					10					15	

Asp	Lys	Leu	Pro	Asn	Leu	Thr	Ile	Gln	Gln	Trp	Leu	Ala	Phe	Ile	Asn
			20					25					30		

Lys	Leu	Asp	Asp	Asp	Pro	Ser	Gln	Ser	Ser	Glu	Leu	Leu	Ser	Glu	Ala
		35					40					45			

Lys Lys Leu Asn Asp Ser Gln Ala Pro Lys
50 55

<210> 577

<211> 58

<212> PRT

<213> artificial sequence

<220>

<223> Modified bacterial sequence

<400> 577

Val Asp Ala Lys Tyr Ala Lys Glu Thr Leu Asp Ala Trp Ala Glu Ile
1 5 10 15

Asp His Leu Pro Asn Leu Thr Leu Asp Gln Trp Leu Ala Phe Ile Asn
20 25 30

Lys Leu Asp Asp Asp Pro Ser Gln Ser Ser Glu Leu Leu Ser Glu Ala
35 40 45

Lys Lys Leu Asn Asp Ser Gln Ala Pro Lys
50 55

<210> 578

<211> 58

<212> PRT

<213> artificial sequence

<220>

<223> Modified bacterial sequence

<400> 578

Val Asp Ala Lys Tyr Ala Lys Glu His Ile Asp Ala Trp Asn Glu Ile

1 5 10 15

Asp Ala Leu Pro Asn Leu Thr Leu Ser Gln Trp Leu Ala Phe Ile Asn
20 25 30

Lys Leu Asp Asp Asp Pro Ser Gln Ser Ser Glu Leu Leu Ser Glu Ala
35 40 45

Lys Lys Leu Asn Asp Ser Gln Ala Pro Lys
50 55

<210> 579

<211> 58

<212> PRT

<213> artificial sequence

<220>

<223> Modified bacterial sequence

<400> 579

Val	Asp	Ala	Lys	Tyr	Ala	Lys	Glu	Val	Leu	Asp	Ala	Trp	Asn	Glu	Ile
1				5					10					15	

Asp	Lys	Leu	Pro	Asn	Leu	Thr	Ile	Ala	Gln	Trp	Leu	Ala	Phe	Ile	Asn
		20						25					30		

Lys	Leu	Asp	Asp	Asp	Pro	Ser	Gln	Ser	Ser	Glu	Leu	Leu	Ser	Glu	Ala
		35					40					45			

Lys	Lys	Leu	Asn	Asp	Ser	Gln	Ala	Pro	Lys
	50					55			

<210> 580

<211> 58

<212> PRT

<213> artificial sequence

<220>

<223> Modified bacterial sequence

<400> 580

Val	Asp	Ala	Lys	Tyr	Ala	Lys	Glu	Val	Ile	Glu	Ala	Trp	Thr	Glu	Ile
1				5					10					15	

Asp	Tyr	Leu	Pro	Asn	Leu	Thr	Leu	Gln	Gln	Trp	Leu	Ala	Phe	Ile	Asn
		20						25					30		

Lys	Leu	Asp	Asp	Asp	Pro	Ser	Gln	Ser	Ser	Glu	Leu	Leu	Ser	Glu	Ala
		35					40					45			

Lys	Lys	Leu	Asn	Asp	Ser	Gln	Ala	Pro	Lys
	50					55			

<210> 581

<211> 58

<212> PRT

<213> artificial sequence

<220>

<223> Modified bacterial sequence

<400> 581

Val	Asp	Ala	Lys	Tyr	Ala	Lys	Glu	Thr	Ile	Glu	Ala	Trp	Asn	Glu	Ile
1				5					10					15	

Asp	His	Leu	Pro	Asn	Leu	Thr	Ile	Ala	Gln	Trp	Leu	Ala	Phe	Ile	Asn
		20						25					30		

Lys	Leu	Asp	Asp	Asp	Pro	Ser	Gln	Ser	Ser	Glu	Leu	Leu	Ser	Glu	Ala
		35					40					45			

Lys Lys Leu Asn Asp Ser Gln Ala Pro Lys
50 55

<210> 582

<211> 58

<212> PRT

<213> artificial sequence

<220>

<223> Modified bacterial sequence

<400> 582

Val Asp Ala Lys Tyr Ala Lys Glu Val Ile Gln Ala Trp Asn Glu Ile
1 5 10 15

Asp Lys Leu Pro Asn Leu Thr Leu Glu Gln Trp Leu Ala Phe Ile Asn
20 25 30

Lys Leu Asp Asp Asp Pro Ser Gln Ser Ser Glu Leu Leu Ser Glu Ala
35 40 45

Lys Lys Leu Asn Asp Ser Gln Ala Pro Lys
50 55

<210> 583

<211> 58

<212> PRT

<213> artificial sequence

<220>

<223> Modified bacterial sequence

<400> 583

Val Asp Ala Lys Tyr Ala Lys Glu Val Ile Glu Ala Trp Asp Glu Ile
1 5 10 15

Asp His Leu Pro Asn Leu Thr Ile Glu Gln Trp Leu Ala Phe Ile Asn
20 25 30

Lys Leu Asp Asp Asp Pro Ser Gln Ser Ser Glu Leu Leu Ser Glu Ala
35 40 45

Lys Lys Leu Asn Asp Ser Gln Ala Pro Lys
50 55

<210> 584

<211> 58

<212> PRT

<213> artificial sequence

<220>

<223> Modified bacterial sequence

<400> 584

Val Asp Ala Lys Tyr Ala Lys Glu Thr Ile Asp Ala Trp Asn Glu Ile
 1 5 10 15

Asp Leu Leu Pro Asn Leu Thr Ile Glu Gln Trp Leu Ala Phe Ile Asn
 20 25 30

Lys Leu Asp Asp Asp Pro Ser Gln Ser Ser Glu Leu Leu Ser Glu Ala
 35 40 45

Lys Lys Leu Asn Asp Ser Gln Ala Pro Lys
 50 55

<210> 585

<211> 58

<212> PRT

<213> artificial sequence

<220>

<223> Modified bacterial sequence

<400> 585

Val Asp Ala Lys Tyr Ala Lys Glu His Ile Asp Ala Trp Asn Glu Ile
 1 5 10 15

Asp Lys Leu Pro Asn Leu Thr Leu Asp Gln Trp Leu Ala Phe Ile Asn
 20 25 30

Lys Leu Asp Asp Asp Pro Ser Gln Ser Ser Glu Leu Leu Ser Glu Ala
 35 40 45

Lys Lys Leu Asn Asp Ser Gln Ala Pro Lys
 50 55

<210> 586

<211> 58

<212> PRT

<213> artificial sequence

<220>

<223> Modified bacterial sequence

<400> 586

Val Asp Ala Lys Tyr Ala Lys Glu Val Val Ala Ala Trp Asn Glu Ile
 1 5 10 15

Asp Ala Leu Pro Asn Leu Thr Ile Glu Gln Trp Leu Ala Phe Ile Asn
 20 25 30

Lys Leu Asn Asp Asp Pro Ser Gln Ser Ser Glu Leu Leu Ser Glu Ala
 35 40 45

Lys Lys Leu Asn Asp Ser Gln Ala Pro Lys

50

55

<210> 587

<211> 58

<212> PRT

<213> artificial sequence

<220>

<223> Modified bacterial sequence

<400> 587

Val	Asp	Ala	Lys	Tyr	Ala	Lys	Glu	Val	Ile	Glu	Ala	Trp	Asn	Glu	Ile
1			5					10						15	

Asp	Ala	Leu	Pro	Asn	Leu	Thr	Leu	Ala	Gln	Trp	Leu	Ala	Phe	Ile	Asn
		20					25						30		

Lys	Leu	Asp	Asp	Asp	Pro	Ser	Gln	Ser	Ser	Glu	Leu	Leu	Ser	Glu	Ala
	35					40					45				

Lys	Lys	Leu	Asn	Asp	Ser	Gln	Ala	Pro	Lys
	50				55				

<210> 588

<211> 58

<212> PRT

<213> artificial sequence

<220>

<223> Modified bacterial sequence

<400> 588

Val	Asp	Ala	Lys	Tyr	Ala	Lys	Glu	Val	Leu	Gln	Ala	Trp	Asp	Glu	Ile
1			5					10						15	

Asp	Arg	Leu	Pro	Asn	Leu	Thr	Leu	Asp	Gln	Trp	Leu	Ala	Phe	Ile	Asn
		20					25						30		

Lys	Leu	Asp	Asp	Asp	Pro	Ser	Gln	Ser	Ser	Glu	Leu	Leu	Ser	Glu	Ala
	35					40					45				

Lys	Lys	Leu	Asn	Asp	Ser	Gln	Ala	Pro	Lys
	50				55				

<210> 589

<211> 58

<212> PRT

<213> artificial sequence

<220>

<223> Modified bacterial sequence

<400> 589

Val Asp Ala Lys Tyr Ala Lys Glu Val Ile Asp Ala Trp Asp Glu Ile
1 5 10 15

Asp His Leu Pro Asn Leu Thr Ile Glu Gln Trp Leu Ala Phe Ile Asn
20 25 30

Lys Leu Ser Asp Asp Pro Ser Gln Ser Ser Glu Leu Leu Ser Glu Ala
35 40 45

Lys Lys Leu Asn Asp Ser Gln Ala Pro Lys
50 55

<210> 590

<211> 58

<212> PRT

<213> artificial sequence

<220>

<223> Modified bacterial sequence

<400> 590

Val Asp Ala Lys Tyr Ala Lys Glu Val Val Glu Ala Trp Asn Glu Ile
1 5 10 15

Asp Gln Leu Pro Asn Leu Thr Ile Glu Gln Trp Leu Ala Phe Ile Asn
20 25 30

Lys Leu Asp Asp Asp Pro Ser Gln Ser Ser Glu Leu Leu Ser Glu Ala
35 40 45

Lys Lys Leu Asn Asp Ser Gln Ala Pro Lys
50 55

<210> 591

<211> 58

<212> PRT

<213> artificial sequence

<220>

<223> Modified bacterial sequence

<400> 591

Val Asp Ala Lys Tyr Ala Lys Glu Val Ile Gln Ala Trp Asn Glu Ile
1 5 10 15

Asp Ala Leu Pro Asn Leu Thr Ile Glu Gln Trp Leu Ala Phe Ile Asn
20 25 30

Lys Leu Asp Asp Asp Pro Ser Gln Ser Ser Glu Leu Leu Ser Glu Ala
35 40 45

Lys Lys Leu Asn Asp Ser Gln Ala Pro Lys
50 55

<210> 592

<211> 58

<212> PRT

<213> artificial sequence

<220>

<223> Modified bacterial sequence

<400> 592

Val	Asp	Ala	Lys	Tyr	Ala	Lys	Glu	Val	Ile	Gln	Ala	Trp	Asp	Glu	Ile
1			5					10					15		

Asp	Lys	Leu	Pro	Asn	Leu	Thr	Ile	Asp	Gln	Trp	Leu	Ala	Phe	Ile	Asn
		20						25					30		

Lys	Leu	Ala	Asp	Asp	Pro	Ser	Gln	Ser	Ser	Glu	Leu	Leu	Ser	Glu	Ala
		35					40					45			

Lys	Lys	Leu	Asn	Asp	Ser	Gln	Ala	Pro	Lys
	50					55			

<210> 593

<211> 58

<212> PRT

<213> artificial sequence

<220>

<223> Modified bacterial sequence

<400> 593

Val	Asp	Ala	Lys	Tyr	Ala	Lys	Glu	Val	Val	Ala	Ala	Trp	Asp	Glu	Ile
1			5					10						15	

Asp	Ala	Leu	Pro	Asn	Leu	Thr	Leu	Thr	Gln	Trp	Leu	Ala	Phe	Ile	Asn
		20						25					30		

Lys	Leu	Asp	Asp	Asp	Pro	Ser	Gln	Ser	Ser	Glu	Leu	Leu	Ser	Glu	Ala
		35					40					45			

Lys	Lys	Leu	Asn	Asp	Ser	Gln	Ala	Pro	Lys
	50					55			

<210> 594

<211> 58

<212> PRT

<213> artificial sequence

<220>

<223> Modified bacterial sequence

<400> 594

Val	Asp	Ala	Lys	Tyr	Ala	Lys	Glu	Val	Ile	Gln	Ala	Trp	Asn	Glu	Ile
1			5					10						15	

Asp Gly Leu Pro Asn Leu Thr Leu Ser Gln Trp Leu Ala Phe Ile Asn
 20 25 30

Lys Leu Asp Asp Asp Pro Ser Gln Ser Ser Glu Leu Leu Ser Glu Ala
 35 40 45

Lys Lys Leu Asn Asp Ser Gln Ala Pro Lys
 50 55

<210> 595

<211> 58

<212> PRT

<213> artificial sequence

<220>

<223> Modified bacterial sequence

<400> 595

Val Asp Ala Lys Tyr Ala Lys Glu Thr Ile Glu Ala Trp Asp Glu Ile
 1 5 10 15

Asp Ala Leu Pro Asn Leu Thr Ile Thr Gln Trp Leu Ala Phe Ile Asn
 20 25 30

Lys Leu Asp Asp Asp Pro Ser Gln Ser Ser Glu Leu Leu Ser Glu Ala
 35 40 45

Lys Lys Leu Asn Asp Ser Gln Ala Pro Lys
 50 55

<210> 596

<211> 58

<212> PRT

<213> artificial sequence

<220>

<223> Modified bacterial sequence

<400> 596

Val Asp Ala Lys Tyr Ala Lys Glu Val Ile Asp Ala Trp Asn Glu Ile
 1 5 10 15

Asp His Leu Pro Asn Leu Thr Ile Gln Gln Trp Leu Ala Phe Ile Asn
 20 25 30

Lys Leu Ala Asp Asp Pro Ser Gln Ser Ser Glu Leu Leu Ser Glu Ala
 35 40 45

Lys Lys Leu Asn Asp Ser Gln Ala Pro Lys
 50 55

<210> 597

<211> 58

<212> PRT

<213> artificial sequence

<220>

<223> Modified bacterial sequence

<400> 597

Val	Asp	Ala	Lys	Tyr	Ala	Lys	Glu	Thr	Ile	Glu	Ala	Trp	Asn	Glu	Ile
1				5					10					15	

Asp	Ala	Leu	Pro	Asn	Leu	Thr	Leu	Asp	Gln	Trp	Leu	Ala	Phe	Ile	Asn
			20					25					30		

Lys	Leu	Glu	Asp	Asp	Pro	Ser	Gln	Ser	Ser	Glu	Leu	Leu	Ser	Glu	Ala
		35					40					45			

Lys	Lys	Leu	Asn	Asp	Ser	Gln	Ala	Pro	Lys
	50					55			

<210> 598

<211> 58

<212> PRT

<213> artificial sequence

<220>

<223> Modified bacterial sequence

<400> 598

Val	Asp	Ala	Lys	Tyr	Ala	Lys	Glu	His	Ile	His	Ala	Trp	Asn	Glu	Ile
1				5					10					15	

Asp	Glu	Leu	Pro	Asn	Leu	Thr	Ile	Glu	Gln	Trp	Leu	Ala	Phe	Ile	Asn
			20					25					30		

Lys	Leu	Ala	Asp	Asp	Pro	Ser	Gln	Ser	Ser	Glu	Leu	Leu	Ser	Glu	Ala
		35					40					45			

Lys	Lys	Leu	Asn	Asp	Ser	Gln	Ala	Pro	Lys
	50					55			

<210> 599

<211> 58

<212> PRT

<213> artificial sequence

<220>

<223> Modified bacterial sequence

<400> 599

Val	Asp	Ala	Lys	Tyr	Ala	Lys	Glu	Val	Ile	Asp	Ala	Trp	Asp	Glu	Ile
1				5					10					15	

Asp His Leu Pro Asn Leu Thr Ile Asp Gln Trp Leu Ala Phe Ile Asn
20 25 30

Lys Leu Ser Asp Asp Pro Ser Gln Ser Ser Glu Leu Leu Ser Glu Ala
35 40 45

Lys Lys Leu Asn Asp Ser Gln Ala Pro Lys
50 55

<210> 600

<211> 58

<212> PRT

<213> artificial sequence

<220>

<223> Modified bacterial sequence

<400> 600

Val Asp Ala Lys Tyr Ala Lys Glu Val Ile Asp Ala Asn Asp Glu Ile
1 5 10 15

Asp Ala Leu Pro Asn Leu Thr Ile Ala Gln Trp Leu Ala Phe Ile Asn
20 25 30

Lys Leu His Asp Asp Pro Ser Gln Ser Ser Glu Leu Leu Ser Glu Ala
35 40 45

Lys Lys Leu Asn Asp Ser Gln Ala Pro Lys
50 55

<210> 601

<211> 58

<212> PRT

<213> artificial sequence

<220>

<223> Modified bacterial sequence

<400> 601

Val Asp Ala Lys Tyr Ala Lys Glu Thr Ile Glu Ala Trp Asp Glu Ile
1 5 10 15

Asp Lys Leu Pro Asn Leu Thr Ile Glu Gln Trp Leu Ala Phe Ile Asn
20 25 30

Lys Leu Asp Asp Asp Pro Ser Gln Ser Ser Glu Leu Leu Ser Glu Ala
35 40 45

Lys Lys Leu Asn Asp Ser Gln Ala Pro Lys
50 55

<210> 602

<211> 58

<212> PRT

<213> artificial sequence

<220>

<223> Modified bacterial sequence

<400> 602

Val Asp Ala Lys Tyr Ala Lys Glu Val Leu Leu Ala Trp Asp Glu Ile
1 5 10 15

Asp His Leu Pro Asn Leu Thr Leu Glu Gln Trp Leu Ala Phe Ile Asn
20 25 30

Lys Leu Asp Asp Asp Pro Ser Gln Ser Ser Glu Leu Leu Ser Glu Ala
35 40 45

Lys Lys Leu Asn Asp Ser Gln Ala Pro Lys
50 55

<210> 603

<211> 58

<212> PRT

<213> artificial sequence

<220>

<223> Modified bacterial sequence

<400> 603

Val Asp Ala Lys Tyr Ala Lys Glu His Ile Asp Ala Trp Asn Glu Ile
1 5 10 15

Asp Gly Leu Pro Asn Leu Thr Leu Glu Gln Trp Leu Ala Phe Ile Asn
20 25 30

Lys Leu Asp Asp Asp Pro Ser Gln Ser Ser Glu Leu Leu Ser Glu Ala
35 40 45

Lys Lys Leu Asn Asp Ser Gln Ala Pro Lys
50 55

<210> 604

<211> 58

<212> PRT

<213> artificial sequence

<220>

<223> Modified bacterial sequence

<400> 604

Val Asp Ala Lys Tyr Ala Lys Glu Val Ile Glu Ala Trp Ser Glu Ile
1 5 10 15

Asp Ala Leu Pro Asn Leu Thr Ile Asp Gln Trp Leu Ala Phe Ile Asn
20 25 30

Lys Leu Ala Asp Asp Pro Ser Gln Ser Ser Glu Leu Leu Ser Glu Ala
 35 40 45

Lys Lys Leu Asn Asp Ser Gln Ala Pro Lys
 50 55

<210> 605

<211> 58

<212> PRT

<213> artificial sequence

<220>

<223> Modified bacterial sequence

<400> 605

Val Asp Ala Lys Tyr Ala Lys Glu Gln Leu Asn Ala Trp Ala Glu Ile
 1 5 10 15

Asp Ala Leu Pro Asn Leu Thr Ile Glu Gln Trp Leu Ala Phe Ile Asn
 20 25 30

Lys Leu Asp Asp Asp Pro Ser Gln Ser Ser Glu Leu Leu Ser Glu Ala
 35 40 45

Lys Lys Leu Asn Asp Ser Gln Ala Pro Lys
 50 55

<210> 606

<211> 58

<212> PRT

<213> artificial sequence

<220>

<223> Modified bacterial sequence

<400> 606

Val Asp Ala Lys Tyr Ala Lys Glu Val Ile Asp Ala Trp Asn Glu Ile
 1 5 10 15

Asp Ala Leu Pro Asn Leu Thr Ile Ala Gln Trp Leu Ala Phe Ile Asn
 20 25 30

Lys Leu Asp Asp Asp Pro Ser Gln Ser Ser Glu Leu Leu Ser Glu Ala
 35 40 45

Lys Lys Leu Asn Asp Ser Gln Ala Pro Lys
 50 55

<210> 607

<211> 58

<212> PRT

<213> artificial sequence

<220>

<223> Modified bacterial sequence

<400> 607

Val	Asp	Ala	Lys	Tyr	Ala	Lys	Glu	Thr	Ile	Asp	Ala	Trp	Asn	Glu	Ile
1				5					10					15	

Asp	Gln	Leu	Pro	Asn	Leu	Thr	Ile	Glu	Gln	Trp	Leu	Ala	Phe	Ile	Asn
			20					25					30		

Lys	Leu	Asp	Asp	Asp	Pro	Ser	Gln	Ser	Ser	Glu	Leu	Leu	Ser	Glu	Ala
		35					40					45			

Lys	Lys	Leu	Asn	Asp	Ser	Gln	Ala	Pro	Lys
	50					55			

<210> 608

<211> 58

<212> PRT

<213> artificial sequence

<220>

<223> Modified bacterial sequence

<400> 608

Val	Asp	Ala	Lys	Tyr	Ala	Lys	Glu	Val	Ile	Glu	Ala	Trp	Asp	Glu	Ile
1				5					10					15	

Asp	Lys	Leu	Pro	Asn	Leu	Thr	Leu	Ala	Gln	Trp	Leu	Ala	Phe	Ile	Asn
			20					25					30		

Lys	Leu	Asp	Asp	Asp	Pro	Ser	Gln	Ser	Ser	Glu	Leu	Leu	Ser	Glu	Ala
		35					40					45			

Lys	Lys	Leu	Asn	Asp	Ser	Gln	Ala	Pro	Lys
	50					55			

<210> 609

<211> 58

<212> PRT

<213> artificial sequence

<220>

<223> Modified bacterial sequence

<400> 609

Val	Asp	Ala	Lys	Tyr	Ala	Lys	Glu	Val	Leu	Tyr	Ala	Trp	Ala	Glu	Ile
1				5					10					15	

Asp	His	Leu	Pro	Asn	Leu	Thr	Ile	Glu	Gln	Trp	Leu	Ala	Phe	Ile	Asn
			20					25					30		

Lys	Leu	Asp	Asp	Asp	Pro	Ser	Gln	Ser	Ser	Glu	Leu	Leu	Ser	Glu	Ala
		35					40					45			

Lys Lys Leu Asn Asp Ser Gln Ala Pro Lys
50 55

<210> 610

<211> 58

<212> PRT

<213> artificial sequence

<220>

<223> Modified bacterial sequence

<400> 610

Val Asp Ala Lys Tyr Ala Lys Glu Gln Ile Asp Ala Trp Asn Glu Ile
1 5 10 15

Asp Arg Leu Pro Asn Leu Thr Ile Gln Gln Trp Leu Ala Phe Ile Asn
20 25 30

Lys Leu Asp Asp Asp Pro Ser Gln Ser Ser Glu Leu Leu Ser Glu Ala
35 40 45

Lys Lys Leu Asn Asp Ser Gln Ala Pro Lys
50 55

<210> 611

<211> 58

<212> PRT

<213> artificial sequence

<220>

<223> Modified bacterial sequence

<400> 611

Val Asp Ala Lys Tyr Ala Lys Glu Val Leu Ala Ala Trp Asp Glu Ile
1 5 10 15

Asp Arg Leu Pro Asn Leu Thr Ile Glu Gln Trp Leu Ala Phe Ile Asn
20 25 30

Lys Leu Asp Asp Asp Pro Ser Gln Ser Ser Glu Leu Leu Ser Glu Ala
35 40 45

Lys Lys Leu Asn Asp Ser Gln Ala Pro Lys
50 55

<210> 612

<211> 58

<212> PRT

<213> artificial sequence

<220>

<223> Modified bacterial sequence

<400> 612

Val Asp Ala Lys Tyr Ala Lys Glu Val Ile Glu Ala Trp Asp Glu Ile
 1 5 10 15

Asp His Leu Pro Asn Leu Thr Leu His Gln Trp Leu Ala Phe Ile Asn
 20 25 30

Lys Leu Asp Asp Asp Pro Ser Gln Ser Ser Glu Leu Leu Ser Glu Ala
 35 40 45

Lys Lys Leu Asn Asp Ser Gln Ala Pro Lys
 50 55

<210> 613

<211> 58

<212> PRT

<213> artificial sequence

<220>

<223> Modified bacterial sequence

<400> 613

Val Asp Ala Lys Tyr Ala Lys Glu Val Ile Glu Ala Trp Asn Glu Ile
 1 5 10 15

Asp Lys Leu Pro Asn Leu Thr Leu Gln Gln Trp Leu Ala Phe Ile Asn
 20 25 30

Lys Leu Asp Asp Asp Pro Ser Gln Ser Ser Glu Leu Leu Ser Glu Ala
 35 40 45

Lys Lys Leu Asn Asp Ser Gln Ala Pro Lys
 50 55

<210> 614

<211> 58

<212> PRT

<213> artificial sequence

<220>

<223> Modified bacterial sequence

<400> 614

Val Asp Ala Lys Tyr Ala Lys Glu Val Ile Asp Ala Asn Asp Glu Ile
 1 5 10 15

Asp Ala Leu Pro Asn Leu Thr Ile Glu Gln Trp Leu Ala Phe Ile Asn
 20 25 30

Lys Leu His Asp Asp Pro Ser Gln Ser Ser Glu Leu Leu Ser Glu Ala
 35 40 45

Lys Lys Leu Asn Asp Ser Gln Ala Pro Lys

50

55

<210> 615

<211> 58

<212> PRT

<213> artificial sequence

<220>

<223> Modified bacterial sequence

<400> 615

Val	Asp	Ala	Lys	Tyr	Ala	Lys	Glu	Val	Ile	Ala	Ala	Trp	Asp	Glu	Ile
1				5					10					15	

Asp	Ala	Leu	Pro	Asn	Leu	Thr	Ile	Glu	Gln	Trp	Leu	Ala	Phe	Ile	Asn
			20					25					30		

Lys	Leu	Asp	Asp	Asp	Pro	Ser	Gln	Ser	Ser	Glu	Leu	Leu	Ser	Glu	Ala
		35					40					45			

Lys	Lys	Leu	Asn	Asp	Ser	Gln	Ala	Pro	Lys
	50					55			

<210> 616

<211> 58

<212> PRT

<213> artificial sequence

<220>

<223> Modified bacterial sequence

<400> 616

Val	Asp	Ala	Lys	Tyr	Ala	Lys	Glu	Val	Ile	Glu	Ala	Trp	Thr	Glu	Ile
1				5					10					15	

Asp	Gln	Leu	Pro	Asn	Leu	Thr	Leu	Asp	Gln	Trp	Leu	Ala	Phe	Ile	Asn
			20					25					30		

Lys	Leu	Asp	Asp	Asp	Pro	Ser	Gln	Ser	Ser	Glu	Leu	Leu	Ser	Glu	Ala
		35					40					45			

Lys	Lys	Leu	Asn	Asp	Ser	Gln	Ala	Pro	Lys
	50					55			

<210> 617

<211> 58

<212> PRT

<213> artificial sequence

<220>

<223> Modified bacterial sequence

<400> 617

Val Asp Ala Lys Tyr Ala Lys Glu Val Ile Asn Ala Trp Asn Glu Ile
1 5 10 15

Asp Ala Leu Pro Asn Leu Thr Leu Gln Gln Trp Leu Ala Phe Ile Asn
20 25 30

Lys Leu Asp Asp Asp Pro Ser Gln Ser Ser Glu Leu Leu Ser Glu Ala
35 40 45

Lys Lys Leu Asn Asp Ser Gln Ala Pro Lys
50 55

<210> 618

<211> 58

<212> PRT

<213> artificial sequence

<220>

<223> Modified bacterial sequence

<400> 618

Val Asp Ala Lys Tyr Ala Lys Glu His Ile Glu Ala Trp Asp Glu Ile
1 5 10 15

Asp His Leu Pro Asn Leu Thr Ile Asp Gln Trp Leu Ala Phe Ile Asn
20 25 30

Lys Leu Ala Asp Asp Pro Ser Gln Ser Ser Glu Leu Leu Ser Glu Ala
35 40 45

Lys Lys Leu Asn Asp Ser Gln Ala Pro Lys
50 55

<210> 619

<211> 58

<212> PRT

<213> artificial sequence

<220>

<223> Modified bacterial sequence

<400> 619

Val Asp Ala Lys Tyr Ala Lys Glu His Leu Glu Ala Trp Arg Glu Ile
1 5 10 15

Asp Ala Leu Pro Asn Leu Thr Ile Glu Gln Trp Leu Ala Phe Ile Asn
20 25 30

Lys Leu Asp Asp Asp Pro Ser Gln Ser Ser Glu Leu Leu Ser Glu Ala
35 40 45

Lys Lys Leu Asn Asp Ser Gln Ala Pro Lys
50 55

<210> 620

<211> 58

<212> PRT

<213> artificial sequence

<220>

<223> Modified bacterial sequence

<400> 620

Val	Asp	Ala	Lys	Tyr	Ala	Lys	Glu	Val	Leu	Asp	Ala	Trp	Asn	Glu	Ile
1				5					10					15	

Asp	Lys	Leu	Pro	Asn	Leu	Thr	Leu	Gln	Gln	Trp	Leu	Ala	Phe	Ile	Asn
			20					25					30		

Lys	Leu	Asp	Asp	Asp	Pro	Ser	Gln	Ser	Ser	Glu	Leu	Leu	Ser	Glu	Ala
		35					40					45			

Lys	Lys	Leu	Asn	Asp	Ser	Gln	Ala	Pro	Lys
	50					55			

<210> 621

<211> 58

<212> PRT

<213> artificial sequence

<220>

<223> Modified bacterial sequence

<400> 621

Val	Asp	Ala	Lys	Tyr	Ala	Lys	Glu	Val	Ile	Ala	Ala	Trp	Asp	Glu	Ile
1				5					10					15	

Asp	His	Leu	Pro	Asn	Leu	Thr	Ile	Gln	Gln	Trp	Leu	Ala	Phe	Ile	Asn
			20					25					30		

Lys	Leu	Asp	Asp	Asp	Pro	Ser	Gln	Ser	Ser	Glu	Leu	Leu	Ser	Glu	Ala
		35					40					45			

Lys	Lys	Leu	Asn	Asp	Ser	Gln	Ala	Pro	Lys
	50					55			

<210> 622

<211> 58

<212> PRT

<213> artificial sequence

<220>

<223> Modified bacterial sequence

<400> 622

Val	Asp	Ala	Lys	Tyr	Ala	Lys	Glu	Val	Ile	Gln	Ala	Trp	Asn	Glu	Ile
1				5					10					15	

Asp Ala Leu Pro Asn Leu Thr Leu Glu Gln Trp Leu Ala Phe Ile Asn
 20 25 30

Lys Leu Asp Asp Asp Pro Ser Gln Ser Ser Glu Leu Leu Ser Glu Ala
 35 40 45

Lys Lys Leu Asn Asp Ser Gln Ala Pro Lys
 50 55

<210> 623

<211> 58

<212> PRT

<213> artificial sequence

<220>

<223> Modified bacterial sequence

<400> 623

Val Asp Ala Lys Tyr Ala Lys Glu Val Ile Asp Ala Trp Asn Glu Ile
 1 5 10 15

Asp His Leu Pro Asn Leu Thr Ile Ala Gln Trp Leu Ala Phe Ile Asn
 20 25 30

Lys Leu Asp Asp Asp Pro Ser Gln Ser Ser Glu Leu Leu Ser Glu Ala
 35 40 45

Lys Lys Leu Asn Asp Ser Gln Ala Pro Lys
 50 55

<210> 624

<211> 58

<212> PRT

<213> artificial sequence

<220>

<223> Modified bacterial sequence

<400> 624

Val Asp Ala Lys Tyr Ala Lys Glu Gln Leu Asp Ala Trp Asp Glu Ile
 1 5 10 15

Asp His Leu Pro Asn Leu Thr Ile Asp Gln Trp Leu Ala Phe Ile Asn
 20 25 30

Lys Leu Ser Asp Asp Pro Ser Gln Ser Ser Glu Leu Leu Ser Glu Ala
 35 40 45

Lys Lys Leu Asn Asp Ser Gln Ala Pro Lys
 50 55

<210> 625

<211> 58

<212> PRT

<213> artificial sequence

<220>

<223> Modified bacterial sequence

<400> 625

Val	Asp	Ala	Lys	Tyr	Ala	Lys	Glu	Val	Leu	Asn	Ala	Trp	Asp	Glu	Ile
1				5					10					15	

Asp	Lys	Leu	Pro	Asn	Leu	Thr	Ile	Glu	Gln	Trp	Leu	Ala	Phe	Ile	Asn
		20						25					30		

Lys	Leu	Asp	Asp	Asp	Pro	Ser	Gln	Ser	Ser	Glu	Leu	Leu	Ser	Glu	Ala
		35					40					45			

Lys	Lys	Leu	Asn	Asp	Ser	Gln	Ala	Pro	Lys
	50					55			

<210> 626

<211> 58

<212> PRT

<213> artificial sequence

<220>

<223> Modified bacterial sequence

<400> 626

Val	Asp	Ala	Lys	Tyr	Ala	Lys	Glu	Val	Leu	Glu	Ala	Trp	Asn	Glu	Ile
1				5					10					15	

Asp	His	Leu	Pro	Asn	Leu	Thr	Ile	Asp	Gln	Trp	Leu	Ala	Phe	Ile	Asn
		20						25					30		

Lys	Leu	Asp	Asp	Asp	Pro	Ser	Gln	Ser	Ser	Glu	Leu	Leu	Ser	Glu	Ala
		35					40					45			

Lys	Lys	Leu	Asn	Asp	Ser	Gln	Ala	Pro	Lys
	50					55			

<210> 627

<211> 58

<212> PRT

<213> artificial sequence

<220>

<223> Modified bacterial sequence

<400> 627

Val	Asp	Ala	Lys	Tyr	Ala	Lys	Glu	Val	Leu	Leu	Ala	Trp	Asp	Glu	Ile
1				5					10					15	

Asp Arg Leu Pro Asn Leu Thr Ile Asp Gln Trp Leu Ala Phe Ile Asn
 20 25 30

Lys Leu Ala Asp Asp Pro Ser Gln Ser Ser Glu Leu Leu Ser Glu Ala
 35 40 45

Lys Lys Leu Asn Asp Ser Gln Ala Pro Lys
 50 55

<210> 628

<211> 58

<212> PRT

<213> artificial sequence

<220>

<223> Modified bacterial sequence

<400> 628

Val Asp Ala Lys Tyr Ala Lys Glu Val Ile Ala Ala Trp Asn Glu Ile
 1 5 10 15

Asp Gln Leu Pro Asn Leu Thr Leu Asp Gln Trp Leu Ala Phe Ile Asn
 20 25 30

Lys Leu Asp Asp Asp Pro Ser Gln Ser Ser Glu Leu Leu Ser Glu Ala
 35 40 45

Lys Lys Leu Asn Asp Ser Gln Ala Pro Lys
 50 55

<210> 629

<211> 58

<212> PRT

<213> artificial sequence

<220>

<223> Modified bacterial sequence

<400> 629

Val Asp Ala Lys Tyr Ala Lys Glu Thr Leu Leu Ala Trp Asp Glu Ile
 1 5 10 15

Asp Ala Leu Pro Asn Leu Thr Ile Glu Gln Trp Leu Ala Phe Ile Asn
 20 25 30

Lys Leu Asp Asp Asp Pro Ser Gln Ser Ser Glu Leu Leu Ser Glu Ala
 35 40 45

Lys Lys Leu Asn Asp Ser Gln Ala Pro Lys
 50 55

<210> 630

<211> 58

<212> PRT

<213> artificial sequence

<220>

<223> Modified bacterial sequence

<400> 630

Val	Asp	Ala	Lys	Tyr	Ala	Lys	Glu	Val	Ile	Asp	Ala	Trp	Asn	Glu	Ile
1				5					10					15	

Asp	Thr	Leu	Pro	Asn	Leu	Thr	Leu	Glu	Gln	Trp	Leu	Ala	Phe	Ile	Asn
			20					25					30		

Lys	Leu	Asp	Asp	Asp	Pro	Ser	Gln	Ser	Ser	Glu	Leu	Leu	Ser	Glu	Ala
		35					40					45			

Lys	Lys	Leu	Asn	Asp	Ser	Gln	Ala	Pro	Lys
	50					55			

<210> 631

<211> 58

<212> PRT

<213> artificial sequence

<220>

<223> Modified bacterial sequence

<400> 631

Val	Asp	Ala	Lys	Tyr	Ala	Lys	Glu	Val	Leu	His	Ala	Trp	Asn	Glu	Ile
1				5					10					15	

Asp	His	Leu	Pro	Asn	Leu	Thr	Leu	Asn	Gln	Trp	Leu	Ala	Phe	Ile	Asn
			20					25					30		

Lys	Leu	Gln	Asp	Asp	Pro	Ser	Gln	Ser	Ser	Glu	Leu	Leu	Ser	Glu	Ala
		35					40					45			

Lys	Lys	Leu	Asn	Asp	Ser	Gln	Ala	Pro	Lys
	50					55			

<210> 632

<211> 58

<212> PRT

<213> artificial sequence

<220>

<223> Modified bacterial sequence

<400> 632

Val	Asp	Ala	Lys	Tyr	Ala	Lys	Glu	Val	Ile	Gln	Ala	Trp	Asn	Glu	Ile
1				5					10					15	

Asp Ala Leu Pro Asn Leu Thr Ile Ala Gln Trp Leu Ala Phe Ile Asn
20 25 30

Lys Leu Asp Asp Asp Pro Ser Gln Ser Ser Glu Leu Leu Ser Glu Ala
35 40 45

Lys Lys Leu Asn Asp Ser Gln Ala Pro Lys
50 55

<210> 633

<211> 58

<212> PRT

<213> artificial sequence

<220>

<223> Modified bacterial sequence

<400> 633

Val Asp Ala Lys Tyr Ala Lys Glu Thr Val Asp Ala Trp Asn Glu Ile
1 5 10 15

Asp Ala Leu Pro Asn Leu Thr Ile Glu Gln Trp Leu Ala Phe Ile Asn
20 25 30

Lys Leu Asp Asp Asp Pro Ser Gln Ser Ser Glu Leu Leu Ser Glu Ala
35 40 45

Lys Lys Leu Asn Asp Ser Gln Ala Pro Lys
50 55

<210> 634

<211> 58

<212> PRT

<213> artificial sequence

<220>

<223> Modified bacterial sequence

<400> 634

Val Asp Ala Lys Tyr Ala Lys Glu Val Ile Gln Ala Trp Asp Glu Ile
1 5 10 15

Asp His Leu Pro Asn Leu Thr Ile Asp Gln Trp Leu Ala Phe Ile Asn
20 25 30

Lys Leu Asp Asp Asp Pro Ser Gln Ser Ser Glu Leu Leu Ser Glu Ala
35 40 45

Lys Lys Leu Asn Asp Ser Gln Ala Pro Lys
50 55

<210> 635

<211> 58

<212> PRT

<213> artificial sequence

<220>

<223> Modified bacterial sequence

<400> 635

Val	Asp	Ala	Lys	Tyr	Ala	Lys	Glu	Val	Leu	Asp	Ala	Trp	Asn	Glu	Ile
1				5					10					15	

Asp	Gln	Leu	Pro	Asn	Leu	Thr	Ile	Gln	Gln	Trp	Leu	Ala	Phe	Ile	Asn
		20					25						30		

Lys	Leu	Asp	Asp	Asp	Pro	Ser	Gln	Ser	Ser	Glu	Leu	Leu	Ser	Glu	Ala
		35					40					45			

Lys	Lys	Leu	Asn	Asp	Ser	Gln	Ala	Pro	Lys
	50					55			

<210> 636

<211> 58

<212> PRT

<213> artificial sequence

<220>

<223> Modified bacterial sequence

<400> 636

Val	Asp	Ala	Lys	Tyr	Ala	Lys	Glu	Thr	Ile	Glu	Ala	Trp	Asn	Glu	Ile
1				5					10					15	

Asp	Ala	Leu	Pro	Asn	Leu	Thr	Leu	Asp	Gln	Trp	Leu	Ala	Phe	Ile	Asn
				20					25					30	

Lys	Leu	Asp	Asp	Asp	Pro	Ser	Gln	Ser	Ser	Glu	Leu	Leu	Ser	Glu	Ala
		35					40					45			

Lys	Lys	Leu	Asn	Asp	Ser	Gln	Ala	Pro	Lys
	50					55			

<210> 637

<211> 58

<212> PRT

<213> artificial sequence

<220>

<223> Modified bacterial sequence

<400> 637

Val	Asp	Ala	Lys	Tyr	Ala	Lys	Glu	Val	Ile	Glu	Ala	Trp	Asp	Glu	Ile
1				5					10					15	

Asp Ala Leu Pro Asn Leu Thr Ile Asp Gln Trp Leu Ala Phe Ile Asn
20 25 30

Lys Leu Asp Asp Asp Pro Ser Gln Ser Ser Glu Leu Leu Ser Glu Ala
35 40 45

Lys Lys Leu Asn Asp Ser Gln Ala Pro Lys
50 55

<210> 638

<211> 58

<212> PRT

<213> artificial sequence

<220>

<223> Modified bacterial sequence

<400> 638

Val Asp Ala Lys Tyr Ala Lys Glu Val Ile Glu Ala Trp Asn Glu Ile
1 5 10 15

Asp Gln Leu Pro Asn Leu Thr Ile Gln Gln Trp Leu Ala Phe Ile Asn
20 25 30

Lys Leu Asp Asp Asp Pro Ser Gln Ser Ser Glu Leu Leu Ser Glu Ala
35 40 45

Lys Lys Leu Asn Asp Ser Gln Ala Pro Lys
50 55

<210> 639

<211> 58

<212> PRT

<213> artificial sequence

<220>

<223> Modified bacterial sequence

<400> 639

Val Asp Ala Lys Tyr Ala Lys Glu Val Ile Glu Ala Trp Thr Glu Ile
1 5 10 15

Asp His Leu Pro Asn Leu Thr Ile Glu Gln Trp Leu Ala Phe Ile Asn
20 25 30

Lys Leu Asp Asp Asp Pro Ser Gln Ser Ser Glu Leu Leu Ser Glu Ala
35 40 45

Lys Lys Leu Asn Asp Ser Gln Ala Pro Lys
50 55

<210> 640

<211> 58

<212> PRT

<213> artificial sequence

<220>

<223> Modified bacterial sequence

<400> 640

Val	Asp	Ala	Lys	Tyr	Ala	Lys	Glu	Val	Ile	Gln	Ala	Trp	Asn	Glu	Ile
1				5					10					15	

Asp	His	Leu	Pro	Asn	Leu	Thr	Leu	Gln	Gln	Trp	Leu	Ala	Phe	Ile	Asn
			20					25					30		

Lys	Leu	Glu	Asp	Asp	Pro	Ser	Gln	Ser	Ser	Glu	Leu	Leu	Ser	Glu	Ala
		35					40					45			

Lys	Lys	Leu	Asn	Asp	Ser	Gln	Ala	Pro	Lys
	50					55			

<210> 641

<211> 58

<212> PRT

<213> artificial sequence

<220>

<223> Modified bacterial sequence

<400> 641

Val	Asp	Ala	Lys	Tyr	Ala	Lys	Glu	Val	Ile	Gln	Ala	Asn	Asn	Glu	Ile
-----	-----	-----	-----	-----	-----	-----	-----	-----	-----	-----	-----	-----	-----	-----	-----

1				5						10				15	
---	--	--	--	---	--	--	--	--	--	----	--	--	--	----	--

Asp	Gln	Leu	Pro	Asn	Leu	Thr	Ile	Glu	Gln	Trp	Leu	Ala	Phe	Ile	Asn
			20					25					30		

Lys	Leu	His	Asp	Asp	Pro	Ser	Gln	Ser	Ser	Glu	Leu	Leu	Ser	Glu	Ala
		35					40					45			

Lys	Lys	Leu	Asn	Asp	Ser	Gln	Ala	Pro	Lys
	50					55			

<210> 642

<211> 58

<212> PRT

<213> artificial sequence

<220>

<223> Modified bacterial sequence

<400> 642

Val	Asp	Ala	Lys	Tyr	Ala	Lys	Glu	Val	Leu	His	Ala	Trp	Ser	Glu	Ile
1				5					10					15	

Asp Lys Leu Pro Asn Leu Thr Ile Glu Gln Trp Leu Ala Phe Ile Asn
20 25 30

Lys Leu Asp Asp Asp Pro Ser Gln Ser Ser Glu Leu Leu Ser Glu Ala
35 40 45

Lys Lys Leu Asn Asp Ser Gln Ala Pro Lys
50 55

<210> 643

<211> 58

<212> PRT

<213> artificial sequence

<220>

<223> Modified bacterial sequence

<400> 643

Val Asp Ala Lys Tyr Ala Lys Glu Thr Ile Gln Ala Trp Asp Glu Ile
1 5 10 15

Asp Lys Leu Pro Asn Leu Thr Leu Asp Gln Trp Leu Ala Phe Ile Asn
20 25 30

Lys Leu Ser Asp Asp Pro Ser Gln Ser Ser Glu Leu Leu Ser Glu Ala
35 40 45

Lys Lys Leu Asn Asp Ser Gln Ala Pro Lys
50 55

<210> 644

<211> 58

<212> PRT

<213> artificial sequence

<220>

<223> Modified bacterial sequence

<400> 644

Val Asp Ala Lys Tyr Ala Lys Glu Thr Leu Arg Ala Trp Asp Glu Ile
1 5 10 15

Asp Lys Leu Pro Asn Leu Thr Ile Gln Gln Trp Leu Ala Phe Ile Asn
20 25 30

Lys Leu Ala Asp Asp Pro Ser Gln Ser Ser Glu Leu Leu Ser Glu Ala
35 40 45

Lys Lys Leu Asn Asp Ser Gln Ala Pro Lys
50 55

<210> 645

<211> 58

<212> PRT

<213> artificial sequence

<220>

<223> Modified bacterial sequence

<400> 645

Val	Asp	Ala	Lys	Tyr	Ala	Lys	Glu	Val	Ile	Asp	Ala	Trp	Asn	Glu	Ile
1				5					10					15	

Asp	His	Leu	Pro	Asn	Leu	Thr	Ile	Glu	Gln	Trp	Leu	Ala	Phe	Ile	Asn
			20					25					30		

Lys	Leu	Glu	Asp	Asp	Pro	Ser	Gln	Ser	Ser	Glu	Leu	Leu	Ser	Glu	Ala
		35					40					45			

Lys	Lys	Leu	Asn	Asp	Ser	Gln	Ala	Pro	Lys
	50					55			

<210> 646

<211> 58

<212> PRT

<213> artificial sequence

<220>

<223> Modified bacterial sequence

<400> 646

Val	Asp	Ala	Lys	Tyr	Ala	Lys	Glu	Val	Ile	Asp	Ala	Trp	Asn	Glu	Ile
1				5					10					15	

Asp	His	Leu	Pro	Asn	Leu	Thr	Leu	Gln	Gln	Trp	Leu	Ala	Phe	Ile	Asn
			20					25					30		

Lys	Leu	Ala	Asp	Asp	Pro	Ser	Gln	Ser	Ser	Glu	Leu	Leu	Ser	Glu	Ala
		35					40					45			

Lys	Lys	Leu	Asn	Asp	Ser	Gln	Ala	Pro	Lys
	50					55			

<210> 647

<211> 58

<212> PRT

<213> artificial sequence

<220>

<223> Modified bacterial sequence

<400> 647

Val	Asp	Ala	Lys	Tyr	Ala	Lys	Glu	Thr	Ile	Asp	Ala	Trp	Asn	Glu	Ile
1				5					10					15	

Asp	Ala	Leu	Pro	Asn	Leu	Thr	Leu	Asp	Gln	Trp	Leu	Ala	Phe	Ile	Asn
-----	-----	-----	-----	-----	-----	-----	-----	-----	-----	-----	-----	-----	-----	-----	-----

20

25

30

Lys Leu Asp Asp Asp Pro Ser Gln Ser Ser Glu Leu Leu Ser Glu Ala
 35 40 45

Lys Lys Leu Asn Asp Ser Gln Ala Pro Lys
 50 55

<210> 648

<211> 58

<212> PRT

<213> artificial sequence

<220>

<223> Modified bacterial sequence

<400> 648

Val Asp Ala Lys Tyr Ala Lys Glu Val Ile Glu Ala Trp Asn Glu Ile
 1 5 10 15

Asp Gln Leu Pro Asn Leu Thr Ile Glu Gln Trp Leu Ala Phe Ile Asn
 20 25 30

Lys Leu Asp Asp Asp Pro Ser Gln Ser Ser Glu Leu Leu Ser Glu Ala
 35 40 45

Lys Lys Leu Asn Asp Ser Gln Ala Pro Lys
 50 55

<210> 649

<211> 58

<212> PRT

<213> artificial sequence

<220>

<223> Modified bacterial sequence

<400> 649

Val Asp Ala Lys Tyr Ala Lys Glu Val Ile Arg Ala Trp Asp Glu Ile
 1 5 10 15

Asp Gln Leu Pro Asn Leu Thr Leu Ser Gln Trp Leu Ala Phe Ile Asn
 20 25 30

Lys Leu Asp Asp Asp Pro Ser Gln Ser Ser Glu Leu Leu Ser Glu Ala
 35 40 45

Lys Lys Leu Asn Asp Ser Gln Ala Pro Lys
 50 55

<210> 650

<211> 58

<212> PRT

<213> artificial sequence

<220>

<223> Modified bacterial sequence

<400> 650

Val Asp Ala Lys Tyr Ala Lys Glu Val Ile Glu Ala Trp Asn Glu Ile
1 5 10 15

Asp Arg Leu Pro Asn Leu Thr Ile His Gln Trp Leu Ala Phe Ile Asn
20 25 30

Lys Leu Asp Asp Asp Pro Ser Gln Ser Ser Glu Leu Leu Ser Glu Ala
35 40 45

Lys Lys Leu Asn Asp Ser Gln Ala Pro Lys
50 55

<210> 651

<211> 58

<212> PRT

<213> artificial sequence

<220>

<223> Modified bacterial sequence

<400> 651

Val Asp Ala Lys Tyr Ala Lys Glu Thr Ile Glu Ala Trp Asn Glu Ile
1 5 10 15

Asp Gln Leu Pro Asn Leu Thr Ile Glu Gln Trp Leu Ala Phe Ile Asn
20 25 30

Lys Leu Asp Asp Asp Pro Ser Gln Ser Ser Glu Leu Leu Ser Glu Ala
35 40 45

Lys Lys Leu Asn Asp Ser Gln Ala Pro Lys
50 55

<210> 652

<211> 58

<212> PRT

<213> artificial sequence

<220>

<223> Modified bacterial sequence

<400> 652

Val Asp Ala Lys Tyr Ala Lys Glu Val Leu Thr Ala Trp Ala Glu Ile
1 5 10 15

Asp Ala Leu Pro Asn Leu Thr Leu Ser Gln Trp Leu Ala Phe Ile Asn
20 25 30

Lys Leu Asp Asp Asp Pro Ser Gln Ser Ser Glu Leu Leu Ser Glu Ala
 35 40 45

Lys Lys Leu Asn Asp Ser Gln Ala Pro Lys
 50 55

<210> 653

<211> 58

<212> PRT

<213> artificial sequence

<220>

<223> Modified bacterial sequence

<400> 653

Val Asp Ala Lys Tyr Ala Lys Glu Val Ile Glu Ala Trp Asp Glu Ile
 1 5 10 15

Asp Lys Leu Pro Asn Leu Thr Val Asp Gln Trp Leu Ala Phe Ile Asn
 20 25 30

Lys Leu Asp Asp Asp Pro Ser Gln Ser Ser Glu Leu Leu Ser Glu Ala
 35 40 45

Lys Lys Leu Asn Asp Ser Gln Ala Pro Lys
 50 55

<210> 654

<211> 58

<212> PRT

<213> artificial sequence

<220>

<223> Modified bacterial sequence

<400> 654

Val Asp Ala Lys Tyr Ala Lys Glu Val Ile Asp Ala Trp Asn Glu Ile
 1 5 10 15

Asp His Leu Pro Asn Leu Thr Leu Thr Gln Trp Leu Ala Phe Ile Asn
 20 25 30

Lys Leu Asp Asp Asp Pro Ser Gln Ser Ser Glu Leu Leu Ser Glu Ala
 35 40 45

Lys Lys Leu Asn Asp Ser Gln Ala Pro Lys
 50 55

<210> 655

<211> 58

<212> PRT

<213> artificial sequence

<220>

<223> Modified bacterial sequence

<400> 655

Val	Asp	Ala	Lys	Tyr	Ala	Lys	Glu	Val	Ile	Glu	Ala	Trp	Asn	Glu	Ile
1				5					10					15	

Asp	Gln	Leu	Pro	Asn	Leu	Thr	Leu	Asp	Gln	Trp	Leu	Ala	Phe	Ile	Asn
			20					25					30		

Lys	Leu	Asp	Asp	Asp	Pro	Ser	Gln	Ser	Ser	Glu	Leu	Leu	Ser	Glu	Ala
		35					40					45			

Lys	Lys	Leu	Asn	Asp	Ser	Gln	Ala	Pro	Lys
	50					55			

<210> 656

<211> 58

<212> PRT

<213> artificial sequence

<220>

<223> Modified bacterial sequence

<400> 656

Val	Asp	Ala	Lys	Tyr	Ala	Lys	Glu	Thr	Leu	Gln	Ala	Trp	Asp	Glu	Ile
1				5					10					15	

Asp	His	Leu	Pro	Asn	Leu	Thr	Leu	Asn	Gln	Trp	Leu	Ala	Phe	Ile	Asn
			20					25					30		

Lys	Leu	Asp	Asp	Asp	Pro	Ser	Gln	Ser	Ser	Glu	Leu	Leu	Ser	Glu	Ala
		35					40					45			

Lys	Lys	Leu	Asn	Asp	Ser	Gln	Ala	Pro	Lys
	50					55			

<210> 657

<211> 58

<212> PRT

<213> artificial sequence

<220>

<223> Modified bacterial sequence

<400> 657

Val	Asp	Ala	Lys	Tyr	Ala	Lys	Glu	Val	Ile	Asp	Ala	Trp	Asn	Glu	Ile
1				5					10					15	

Asp	His	Leu	Pro	Asn	Leu	Thr	Ile	Glu	Gln	Trp	Leu	Ala	Phe	Ile	Asn
			20					25					30		

Lys	Leu	Asp	Asp	Asp	Pro	Ser	Gln	Ser	Ser	Glu	Leu	Leu	Ser	Glu	Ala
		35					40					45			

Lys Lys Leu Asn Asp Ser Gln Ala Pro Lys
50 55

<210> 658

<211> 58

<212> PRT

<213> artificial sequence

<220>

<223> Modified bacterial sequence

<400> 658

Val Asp Ala Lys Tyr Ala Lys Glu Val Ile Glu Ala Trp Asn Glu Ile
1 5 10 15

Asp Leu Leu Pro Asn Leu Thr Leu Ser Gln Trp Leu Ala Phe Ile Asn
20 25 30

Lys Leu Asp Asp Asp Pro Ser Gln Ser Ser Glu Leu Leu Ser Glu Ala
35 40 45

Lys Lys Leu Asn Asp Ser Gln Ala Pro Lys
50 55

<210> 659

<211> 58

<212> PRT

<213> artificial sequence

<220>

<223> Modified bacterial sequence

<400> 659

Val Asp Ala Lys Tyr Ala Lys Glu Val Ile Asp Ala Trp Asp Glu Ile
1 5 10 15

Asp Arg Leu Pro Asn Leu Thr Leu Lys Gln Trp Leu Ala Phe Ile Asn
20 25 30

Lys Leu Asp Asp Asp Pro Ser Gln Ser Ser Glu Leu Leu Ser Glu Ala
35 40 45

Lys Lys Leu Asn Asp Ser Gln Ala Pro Lys
50 55

<210> 660

<211> 58

<212> PRT

<213> artificial sequence

<220>

<223> Modified bacterial sequence

<400> 660

Val Asp Ala Lys Tyr Ala Lys Glu Thr Leu His Ala Trp Asp Glu Ile
1 5 10 15

Asp Lys Leu Pro Asn Leu Thr Ile Glu Gln Trp Leu Ala Phe Ile Asn
20 25 30

Lys Leu Asp Asp Asp Pro Ser Gln Ser Ser Glu Leu Leu Ser Glu Ala
35 40 45

Lys Lys Leu Asn Asp Ser Gln Ala Pro Lys
50 55

<210> 661

<211> 58

<212> PRT

<213> artificial sequence

<220>

<223> Modified bacterial sequence

<400> 661

Val Asp Ala Lys Tyr Ala Lys Glu Val Ile Lys Ala Trp Asp Glu Ile
1 5 10 15

Asp His Leu Pro Asn Leu Thr Leu Asn Gln Trp Leu Ala Phe Ile Asn
20 25 30

Lys Leu Asp Asp Asp Pro Ser Gln Ser Ser Glu Leu Leu Ser Glu Ala
35 40 45

Lys Lys Leu Asn Asp Ser Gln Ala Pro Lys
50 55

<210> 662

<211> 58

<212> PRT

<213> artificial sequence

<220>

<223> Modified bacterial sequence

<400> 662

Val Asp Ala Lys Tyr Ala Lys Glu Val Ile Glu Ala Trp Asn Glu Ile
1 5 10 15

Asp His Leu Pro Asn Leu Thr Leu Ala Gln Trp Leu Ala Phe Ile Asn
20 25 30

Lys Leu Asp Asp Asp Pro Ser Gln Ser Ser Glu Leu Leu Ser Glu Ala
35 40 45

Lys Lys Leu Asn Asp Ser Gln Ala Pro Lys
50 55

<210> 663

<211> 58

<212> PRT

<213> artificial sequence

<220>

<223> Modified bacterial sequence

<400> 663

Val Asp Ala Lys Tyr Ala Lys Glu Val Ile Gln Ala Trp Asn Glu Ile
1 5 10 15

Asp His Leu Pro Asn Leu Thr Ile Asp Gln Trp Leu Ala Phe Ile Thr
20 25 30

Lys Leu Glu Asp Asp Pro Ser Gln Ser Ser Glu Leu Leu Ser Glu Ala
35 40 45

Lys Lys Leu Asn Asp Ser Gln Ala Pro Lys
50 55

<210> 664

<211> 58

<212> PRT

<213> artificial sequence

<220>

<223> Modified bacterial sequence

<400> 664

Val Asp Ala Lys Tyr Ala Lys Glu Val Ile Glu Ala Trp Asn Glu Ile
1 5 10 15

Asp Arg Leu Pro Asn Leu Thr Ile Lys Gln Trp Leu Ala Phe Ile Asn
20 25 30

Lys Leu Asp Asp Asp Pro Ser Gln Ser Ser Glu Leu Leu Ser Glu Ala
35 40 45

Lys Lys Leu Asn Asp Ser Gln Ala Pro Lys
50 55

<210> 665

<211> 58

<212> PRT

<213> artificial sequence

<220>

<223> Modified bacterial sequence

<400> 665

Val Asp Ala Lys Tyr Ala Lys Glu Val Ile Glu Ala Trp Asn Glu Ile
 1 5 10 15

Asp Ser Leu Pro Asn Leu Thr Leu Gln Gln Trp Leu Ala Phe Ile Asn
 20 25 30

Lys Leu Asp Asp Asp Pro Ser Gln Ser Ser Glu Leu Leu Ser Glu Ala
 35 40 45

Lys Lys Leu Asn Asp Ser Gln Ala Pro Lys
 50 55

<210> 666

<211> 58

<212> PRT

<213> artificial sequence

<220>

<223> Modified bacterial sequence

<400> 666

Val Asp Ala Lys Tyr Ala Lys Glu Thr Ile Asp Ala Trp Asn Glu Ile
 1 5 10 15

Asp Lys Leu Pro Asn Leu Thr Ile Glu Gln Trp Leu Ala Phe Ile Asn
 20 25 30

Lys Leu Asp Asp Asp Pro Ser Gln Ser Ser Glu Leu Leu Ser Glu Ala
 35 40 45

Lys Lys Leu Asn Asp Ser Gln Ala Pro Lys
 50 55

<210> 667

<211> 58

<212> PRT

<213> artificial sequence

<220>

<223> Modified bacterial sequence

<400> 667

Val Asp Ala Lys Tyr Ala Lys Glu Val Leu Glu Ala Trp Ala Glu Ile
 1 5 10 15

Asp Ala Leu Pro Asn Leu Thr Ile Ala Gln Trp Leu Ala Phe Ile Asn
 20 25 30

Lys Leu Asp Asp Asp Pro Ser Gln Ser Ser Glu Leu Leu Ser Glu Ala
 35 40 45

Lys Lys Leu Asn Asp Ser Gln Ala Pro Lys
 50 55

<210> 668

<211> 58

<212> PRT

<213> artificial sequence

<220>

<223> Modified bacterial sequence

<400> 668

Val	Asp	Ala	Lys	Tyr	Ala	Lys	Glu	Thr	Ile	Asp	Ala	Trp	Asn	Glu	Ile
1				5					10					15	

Asp	Arg	Leu	Pro	Asn	Leu	Thr	Ile	Glu	Gln	Trp	Leu	Ala	Phe	Ile	Asn
		20						25					30		

Lys	Leu	Asp	Asp	Asp	Pro	Ser	Gln	Ser	Ser	Glu	Leu	Leu	Ser	Glu	Ala
		35					40					45			

Lys	Lys	Leu	Asn	Asp	Ser	Gln	Ala	Pro	Lys
	50					55			

<210> 669

<211> 58

<212> PRT

<213> artificial sequence

<220>

<223> Modified bacterial sequence

<400> 669

Val	Asp	Ala	Lys	Tyr	Ala	Lys	Glu	Thr	Leu	Lys	Ala	Trp	Asp	Glu	Ile
1				5					10					15	

Asp	Arg	Leu	Pro	Asn	Leu	Thr	Leu	Glu	Gln	Trp	Leu	Ala	Phe	Ile	Asn
		20						25					30		

Lys	Leu	Asp	Asp	Asp	Pro	Ser	Gln	Ser	Ser	Glu	Leu	Leu	Ser	Glu	Ala
		35					40					45			

Lys	Lys	Leu	Asn	Asp	Ser	Gln	Ala	Pro	Lys
	50					55			

<210> 670

<211> 58

<212> PRT

<213> artificial sequence

<220>

<223> Modified bacterial sequence

<400> 670

Val	Asp	Ala	Lys	Tyr	Ala	Lys	Glu	Thr	Ile	Ala	Ala	Trp	Asn	Glu	Ile
1				5					10					15	

DK/EP 2817329 T3

<210> 671

<211> 58

<212> PRT

<213> artificial sequence

$\langle 220 \rangle$

<223> Modified bacterial sequence

<400> 671

Val Asp Ala Lys Tyr Ala Lys Glu Val Leu Gln Ala Trp Asn Glu Ile
1 5 10 15

Asp His Leu Pro Asn Leu Thr Ile Gln Gln Trp Leu Ala Phe Ile Asn
20 25 30

Lys Leu Asp Asp Asp Pro Ser Gln Ser Ser Glu Leu Leu Ser Glu Ala
35 40 45

Lys Lys Leu Asn Asp Ser Gln Ala Pro Lys
50 55

<210> 672

<211> 58

<212> PRT

<213> artificial sequence

<220>

<223> Modified bacterial sequence

<400> 672

Val Asp Ala Lys Tyr Ala Lys Glu Val Ile Glu Ala Trp Ser Glu Ile
1 5 10 15

Asp His Leu Pro Asn Leu Thr Leu Gln Gln Trp Leu Ala Phe Ile Asn
20 25 30

Lys Leu Asp Asp Asp Pro Ser Gln Ser Ser Glu Leu Leu Ser Glu Ala
35 40 45

Lys Lys Leu Asn Asp Ser Gln Ala Pro Lys
50 55

<210> 673

<211> 58

<212> PRT

<213> artificial sequence

<220>

<223> Modified bacterial sequence

<400> 673

Val	Asp	Ala	Lys	Tyr	Ala	Lys	Glu	Val	Ile	Asp	Ala	Trp	Asn	Glu	Ile
1				5					10					15	

Asp	Gly	Leu	Pro	Asn	Leu	Thr	Ile	Glu	Gln	Trp	Leu	Ala	Phe	Ile	Asn
			20					25					30		

Lys	Leu	Asp	Asp	Asp	Pro	Ser	Gln	Ser	Ser	Glu	Leu	Leu	Ser	Glu	Ala
		35					40					45			

Lys	Lys	Leu	Asn	Asp	Ser	Gln	Ala	Pro	Lys
	50					55			

<210> 674

<211> 58

<212> PRT

<213> artificial sequence

<220>

<223> Modified bacterial sequence

<400> 674

Val	Asp	Ala	Lys	Tyr	Ala	Lys	Glu	Val	Ile	His	Ala	Trp	Asn	Glu	Ile
1				5					10					15	

Asp	His	Leu	Pro	Asn	Leu	Thr	Leu	Asn	Gln	Trp	Leu	Ala	Phe	Ile	Asn
			20					25					30		

Lys	Leu	Glu	Asp	Asp	Pro	Ser	Gln	Ser	Ser	Glu	Leu	Leu	Ser	Glu	Ala
		35					40					45			

Lys	Lys	Leu	Asn	Asp	Ser	Gln	Ala	Pro	Lys
	50					55			

<210> 675

<211> 58

<212> PRT

<213> artificial sequence

<220>

<223> Modified bacterial sequence

<400> 675

Val	Asp	Ala	Lys	Tyr	Ala	Lys	Glu	Val	Leu	Asp	Ala	Trp	Asn	Glu	Ile
1				5					10					15	

Asp Ser Leu Pro Asn Leu Thr Leu Asp Gln Trp Leu Ala Phe Ile Asn
 20 25 30

Lys Leu Asp Asp Asp Pro Ser Gln Ser Ser Glu Leu Leu Ser Glu Ala
 35 40 45

Lys Lys Leu Asn Asp Ser Gln Ala Pro Lys
 50 55

<210> 676

<211> 58

<212> PRT

<213> artificial sequence

<220>

<223> Modified bacterial sequence

<400> 676

Val Asp Ala Lys Tyr Ala Lys Glu Gln Ile Glu Ala Trp Asn Glu Ile
 1 5 10 15

Asp Arg Leu Pro Asn Leu Thr Leu Glu Gln Trp Leu Ala Phe Ile Asn
 20 25 30

Lys Leu Asp Asp Asp Pro Ser Gln Ser Ser Glu Leu Leu Ser Glu Ala
 35 40 45

Lys Lys Leu Asn Asp Ser Gln Ala Pro Lys
 50 55

<210> 677

<211> 58

<212> PRT

<213> artificial sequence

<220>

<223> Modified bacterial sequence

<400> 677

Val Asp Ala Lys Tyr Ala Lys Glu Val Val Asp Ala Trp Asn Glu Ile
 1 5 10 15

Asp Ala Leu Pro Asn Leu Thr Leu Gln Gln Trp Leu Ala Phe Ile Asn
 20 25 30

Lys Leu Asp Asp Asp Pro Ser Gln Ser Ser Glu Leu Leu Ser Glu Ala
 35 40 45

Lys Lys Leu Asn Asp Ser Gln Ala Pro Lys
 50 55

<210> 678

<211> 58

<212> PRT

<213> artificial sequence

<220>

<223> Modified bacterial sequence

<400> 678

Val Asp Ala Lys Tyr Ala Lys Glu Val Ile Glu Ala Trp Asn Glu Ile
1 5 10 15

Asp Lys Leu Pro Asn Leu Thr Ile Glu Gln Trp Leu Ala Phe Ile Asn
20 25 30

Lys Leu Asp Asp Asp Pro Ser Gln Ser Ser Glu Leu Leu Ser Glu Ala
35 40 45

Lys Lys Leu Asn Asp Ser Gln Ala Pro Lys
50 55

<210> 679

<211> 58

<212> PRT

<213> artificial sequence

<220>

<223> Modified bacterial sequence

<400> 679

Val Asp Ala Lys Tyr Ala Lys Glu Val Ile Glu Ala Asn Asp Glu Ile
1 5 10 15

Asp Arg Leu Pro Asn Leu Thr Ile Glu Gln Trp Leu Ala Phe Ile Asn
20 25 30

Lys Leu His Asp Asp Pro Ser Gln Ser Ser Glu Leu Leu Ser Glu Ala
35 40 45

Lys Lys Leu Asn Asp Ser Gln Ala Pro Lys
50 55

<210> 680

<211> 58

<212> PRT

<213> artificial sequence

<220>

<223> Modified bacterial sequence

<400> 680

Val Asp Ala Lys Tyr Ala Lys Glu Thr Leu Gln Ala Trp Asp Glu Ile
1 5 10 15

Asp Lys Leu Pro Asn Leu Thr Ile Glu Gln Trp Leu Ala Phe Ile Asn
20 25 30

Lys Leu Asp Asp Asp Pro Ser Gln Ser Ser Glu Leu Leu Ser Glu Ala
 35 40 45

Lys Lys Leu Asn Asp Ser Gln Ala Pro Lys
 50 55

<210> 681

<211> 58

<212> PRT

<213> artificial sequence

<220>

<223> Modified bacterial sequence

<400> 681

Val Asp Ala Lys Tyr Ala Lys Glu Val Ile Glu Ala Trp Asp Glu Ile
 1 5 10 15

Asp His Leu Pro Asn Leu Thr Ile Asp Gln Trp Leu Ala Phe Ile Asn
 20 25 30

Lys Leu Ala Asp Asp Pro Ser Gln Ser Ser Glu Leu Leu Ser Glu Ala
 35 40 45

Lys Lys Leu Asn Asp Ser Gln Ala Pro Lys
 50 55

<210> 682

<211> 58

<212> PRT

<213> artificial sequence

<220>

<223> Modified bacterial sequence

<400> 682

Val Asp Ala Lys Tyr Ala Lys Glu Thr Ile Asp Ala Trp Asn Glu Ile
 1 5 10 15

Asp His Leu Pro Asn Leu Thr Leu Gln Gln Trp Leu Ala Phe Ile Asn
 20 25 30

Lys Leu Ala Asp Asp Pro Ser Gln Ser Ser Glu Leu Leu Ser Glu Ala
 35 40 45

Lys Lys Leu Asn Asp Ser Gln Ala Pro Lys
 50 55

<210> 683

<211> 58

<212> PRT

<213> artificial sequence

<220>

<223> Modified bacterial sequence

<400> 683

Val	Asp	Ala	Lys	Tyr	Ala	Lys	Glu	Val	Ile	Asp	Ala	Trp	Asp	Glu	Ile
1				5					10					15	

Asp	Lys	Leu	Pro	Asn	Leu	Thr	Ile	Glu	Gln	Trp	Leu	Ala	Phe	Ile	Asn
			20					25					30		

Lys	Leu	Asp	Asp	Asp	Pro	Ser	Gln	Ser	Ser	Glu	Leu	Leu	Ser	Glu	Ala
		35					40					45			

Lys	Lys	Leu	Asn	Asp	Ser	Gln	Ala	Pro	Lys
	50					55			

<210> 684

<211> 58

<212> PRT

<213> artificial sequence

<220>

<223> Modified bacterial sequence

<400> 684

Val	Asp	Ala	Lys	Tyr	Ala	Lys	Glu	Val	Ile	Glu	Ala	Trp	Asn	Glu	Ile
1				5					10					15	

Asp	Lys	Leu	Pro	Asn	Leu	Thr	Leu	Ala	Gln	Trp	Leu	Ala	Phe	Ile	Asn
			20					25					30		

Lys	Leu	Asp	Asp	Asp	Pro	Ser	Gln	Ser	Ser	Glu	Leu	Leu	Ser	Glu	Ala
		35					40					45			

Lys	Lys	Leu	Asn	Asp	Ser	Gln	Ala	Pro	Lys
	50					55			

<210> 685

<211> 58

<212> PRT

<213> artificial sequence

<220>

<223> Modified bacterial sequence

<400> 685

Val	Asp	Ala	Lys	Tyr	Ala	Lys	Glu	Val	Leu	Gln	Ala	Trp	Asp	Glu	Ile
1				5					10					15	

Asp	Lys	Leu	Pro	Asn	Leu	Thr	Ile	Gln	Gln	Trp	Leu	Ala	Phe	Ile	Asn
			20					25					30		

Lys	Leu	Asp	Asp	Asp	Pro	Ser	Gln	Ser	Ser	Glu	Leu	Leu	Ser	Glu	Ala
		35					40					45			

Lys Lys Leu Asn Asp Ser Gln Ala Pro Lys
50 55

<210> 686

<211> 58

<212> PRT

<213> artificial sequence

<220>

<223> Modified bacterial sequence

<400> 686

Val Asp Ala Lys Tyr Ala Lys Glu Val Ile Ala Ala Trp Asn Glu Ile
1 5 10 15

Asp Gly Leu Pro Asn Leu Thr Leu Gln Gln Trp Leu Ala Phe Ile Asn
20 25 30

Lys Leu Asp Asp Asp Pro Ser Gln Ser Ser Glu Leu Leu Ser Glu Ala
35 40 45

Lys Lys Leu Asn Asp Ser Gln Ala Pro Lys
50 55

<210> 687

<211> 58

<212> PRT

<213> artificial sequence

<220>

<223> Modified bacterial sequence

<400> 687

Val Asp Ala Lys Tyr Ala Lys Glu Thr Leu Asn Ala Trp Asn Glu Ile
1 5 10 15

Asp Ala Leu Pro Asn Leu Thr Leu Gln Gln Trp Leu Ala Phe Ile Asn
20 25 30

Lys Leu Asp Asp Asp Pro Ser Gln Ser Ser Glu Leu Leu Ser Glu Ala
35 40 45

Lys Lys Leu Asn Asp Ser Gln Ala Pro Lys
50 55

<210> 688

<211> 58

<212> PRT

<213> artificial sequence

<220>

<223> Modified bacterial sequence

<400> 688

Val	Asp	Ala	Lys	Tyr	Ala	Lys	Glu	Val	Leu	Ser	Ala	Trp	Asn	Glu	Ile
1				5					10					15	

Asp	Gln	Leu	Pro	Asn	Leu	Thr	Leu	Glu	Gln	Trp	Leu	Ala	Phe	Ile	Asn
			20					25					30		

Lys	Leu	Asp	Asp	Asp	Pro	Ser	Gln	Ser	Ser	Glu	Leu	Leu	Ser	Glu	Ala
		35					40					45			

Lys	Lys	Leu	Asn	Asp	Ser	Gln	Ala	Pro	Lys
	50					55			

<210> 689

<211> 58

<212> PRT

<213> artificial sequence

<220>

<223> Modified bacterial sequence

<400> 689

Val	Asp	Ala	Lys	Tyr	Ala	Lys	Glu	Thr	Leu	Glu	Ala	Trp	Asp	Glu	Ile
1				5					10					15	

Asp	His	Leu	Pro	Asn	Leu	Thr	Leu	His	Gln	Trp	Leu	Ala	Phe	Ile	Asn
			20					25					30		

Lys	Leu	Asp	Asp	Asp	Pro	Ser	Gln	Ser	Ser	Glu	Leu	Leu	Ser	Glu	Ala
		35					40					45			

Lys	Lys	Leu	Asn	Asp	Ser	Gln	Ala	Pro	Lys
-----	-----	-----	-----	-----	-----	-----	-----	-----	-----

50

55

<210> 690

<211> 58

<212> PRT

<213> artificial sequence

<220>

<223> Modified bacterial sequence

<400> 690

Val	Asp	Ala	Lys	Tyr	Ala	Lys	Glu	Gln	Ile	Glu	Ala	Trp	Asn	Glu	Ile
1				5					10					15	

Asp	His	Leu	Pro	Asn	Leu	Thr	Leu	Gln	Gln	Trp	Leu	Ala	Phe	Ile	Asn
			20					25					30		

Lys	Leu	Ala	Asp	Asp	Pro	Ser	Gln	Ser	Ser	Glu	Leu	Leu	Ser	Glu	Ala
		35					40					45			

Lys Lys Leu Asn Asp Ser Gln Ala Pro Lys
50 55

<210> 691

<211> 58

<212> PRT

<213> artificial sequence

<220>

<223> Modified bacterial sequence

<400> 691

Val Asp Ala Lys Tyr Ala Lys Glu Val Val Glu Ala Trp Asp Glu Ile
1 5 10 15

Asp Lys Leu Pro Asn Leu Thr Ile Glu Gln Trp Leu Ala Phe Ile Asn
20 25 30

Lys Leu Asp Asp Asp Pro Ser Gln Ser Ser Glu Leu Leu Ser Glu Ala
35 40 45

Lys Lys Leu Asn Asp Ser Gln Ala Pro Lys
50 55

<210> 692

<211> 58

<212> PRT

<213> artificial sequence

<220>

<223> Modified bacterial sequence

<400> 692

Val Asp Ala Lys Tyr Ala Lys Glu Val Leu Glu Ala Trp Asn Glu Ile
1 5 10 15

Asp Glu Leu Pro Asn Leu Thr Ile Glu Gln Trp Leu Ala Phe Ile Asn
20 25 30

Lys Leu Asp Asp Asp Pro Ser Gln Ser Ser Glu Leu Leu Ser Glu Ala
35 40 45

Lys Lys Leu Asn Asp Ser Gln Ala Pro Lys
50 55

<210> 693

<211> 58

<212> PRT

<213> artificial sequence

<220>

<223> Modified bacterial sequence

<400> 693

Val Asp Ala Lys Tyr Ala Lys Glu Val Ile Asp Ala Trp Asn Glu Ile
 1 5 10 15

Asp Gln Leu Pro Asn Leu Thr Leu Gln Gln Trp Leu Ala Phe Ile Asn
 20 25 30

Lys Leu Asp Asp Asp Pro Ser Gln Ser Ser Glu Leu Leu Ser Glu Ala
 35 40 45

Lys Lys Leu Asn Asp Ser Gln Ala Pro Lys
 50 55

<210> 694

<211> 58

<212> PRT

<213> artificial sequence

<220>

<223> Modified bacterial sequence

<400> 694

Val Asp Ala Lys Tyr Ala Lys Glu Thr Ile Asp Ala Trp Asp Glu Ile
 1 5 10 15

Asp Lys Leu Pro Asn Leu Thr Leu Ser Gln Trp Leu Ala Phe Ile Asn
 20 25 30

Lys Leu Asp Asp Asp Pro Ser Gln Ser Ser Glu Leu Leu Ser Glu Ala
 35 40 45

Lys Lys Leu Asn Asp Ser Gln Ala Pro Lys
 50 55

<210> 695

<211> 58

<212> PRT

<213> artificial sequence

<220>

<223> Modified bacterial sequence

<400> 695

Val Asp Ala Lys Tyr Ala Lys Glu Thr Ile Asp Ala Trp Asn Glu Ile
 1 5 10 15

Asp Gln Leu Pro Asn Leu Thr Leu Gln Gln Trp Leu Ala Phe Ile Asn
 20 25 30

Lys Leu Asp Asp Asp Pro Ser Gln Ser Ser Glu Leu Leu Ser Glu Ala
 35 40 45

Lys Lys Leu Asn Asp Ser Gln Ala Pro Lys
50 55

<210> 696

<211> 58

<212> PRT

<213> artificial sequence

<220>

<223> Modified bacterial sequence

<400> 696

Val Asp Ala Lys Tyr Ala Lys Glu Val Ile Gln Ala Trp Asp Glu Ile
1 5 10 15

Asp Ala Leu Pro Asn Leu Thr Leu Asn Gln Trp Leu Ala Phe Ile Asn
20 25 30

Lys Leu Asp Asp Asp Pro Ser Gln Ser Ser Glu Leu Leu Ser Glu Ala
35 40 45

Lys Lys Leu Asn Asp Ser Gln Ala Pro Lys
50 55

<210> 697

<211> 58

<212> PRT

<213> artificial sequence

<220>

<223> Modified bacterial sequence

<400> 697

Val Asp Ala Lys Tyr Ala Lys Glu Val Leu Asp Ala Trp Ala Glu Ile
1 5 10 15

Asp Gln Leu Pro Asn Leu Thr Leu Gln Gln Trp Leu Ala Phe Ile Asn
20 25 30

Lys Leu Asp Asp Asp Pro Ser Gln Ser Ser Glu Leu Leu Ser Glu Ala
35 40 45

Lys Lys Leu Asn Asp Ser Gln Ala Pro Lys
50 55

<210> 698

<211> 58

<212> PRT

<213> artificial sequence

<220>

<223> Modified bacterial sequence

<400> 698

Val Asp Ala Lys Tyr Ala Lys Glu His Ile Ala Ala Trp Asp Glu Ile
 1 5 10 15

Asp Ala Leu Pro Asn Leu Thr Ile Glu Gln Trp Leu Ala Phe Ile Asn
 20 25 30

Lys Leu Asp Asp Asp Pro Ser Gln Ser Ser Glu Leu Leu Ser Glu Ala
 35 40 45

Lys Lys Leu Asn Asp Ser Gln Ala Pro Lys
 50 55

<210> 699

<211> 58

<212> PRT

<213> artificial sequence

<220>

<223> Modified bacterial sequence

<400> 699

Val Asp Ala Lys Tyr Ala Lys Glu Val Ile Arg Ala Trp Asp Glu Ile
 1 5 10 15

Asp Ala Leu Pro Asn Leu Thr Ile Glu Gln Trp Leu Ala Phe Ile Asn
 20 25 30

Lys Leu Asp Asp Asp Pro Ser Gln Ser Ser Glu Leu Leu Ser Glu Ala
 35 40 45

Lys Lys Leu Asn Asp Ser Gln Ala Pro Lys
 50 55

<210> 700

<211> 58

<212> PRT

<213> artificial sequence

<220>

<223> Modified bacterial sequence

<400> 700

Val Asp Ala Lys Tyr Ala Lys Glu Val Ile Asp Ala Trp Asp Glu Ile
 1 5 10 15

Asp Ala Leu Pro Asn Leu Thr Ile Asp Gln Trp Leu Ala Phe Ile Asn
 20 25 30

Lys Leu Ala Asp Asp Pro Ser Gln Ser Ser Glu Leu Leu Ser Glu Ala
 35 40 45

Lys Lys Leu Asn Asp Ser Gln Ala Pro Lys
50 55

<210> 701

<211> 58

<212> PRT

<213> artificial sequence

<220>

<223> Modified bacterial sequence

<400> 701

Val Asp Ala Lys Tyr Ala Lys Glu Val Ile Asp Ala Trp Asn Glu Ile
1 5 10 15

Asp Arg Leu Pro Asn Leu Thr Ile Gln Gln Trp Leu Ala Phe Ile Asn
20 25 30

Lys Leu Asp Asp Asp Pro Ser Gln Ser Ser Glu Leu Leu Ser Glu Ala
35 40 45

Lys Lys Leu Asn Asp Ser Gln Ala Pro Lys
50 55

<210> 702

<211> 58

<212> PRT

<213> artificial sequence

<220>

<223> Modified bacterial sequence

<400> 702

Val Asp Ala Lys Tyr Ala Lys Glu Val Ile Thr Ala Trp Asn Glu Ile
1 5 10 15

Asp His Leu Pro Asn Leu Thr Leu Ser Gln Trp Leu Ala Phe Ile Asn
20 25 30

Lys Leu Asp Asp Asp Pro Ser Gln Ser Ser Glu Leu Leu Ser Glu Ala
35 40 45

Lys Lys Leu Asn Asp Ser Gln Ala Pro Lys
50 55

<210> 703

<211> 58

<212> PRT

<213> artificial sequence

<220>

<223> Modified bacterial sequence

<400> 703

Val Asp Ala Lys Tyr Ala Lys Glu Val Ile Asp Ala Trp Asn Glu Ile
 1 5 10 15

Asp Ala Leu Pro Asn Leu Thr Ile His Gln Trp Leu Ala Phe Ile Asn
 20 25 30

Lys Leu Asp Asp Asp Pro Ser Gln Ser Ser Glu Leu Leu Ser Glu Ala
 35 40 45

Lys Lys Leu Asn Asp Ser Gln Ala Pro Lys
 50 55

<210> 704

<211> 58

<212> PRT

<213> artificial sequence

<220>

<223> Modified bacterial sequence

<400> 704

Val Asp Ala Lys Tyr Ala Lys Glu Gln Leu Lys Ala Trp Asp Glu Ile

1 5 10 15

Asp Lys Leu Pro Asn Leu Thr Ile Glu Gln Trp Leu Ala Phe Ile Glu
 20 25 30

Lys Leu Gln Asp Asp Pro Ser Gln Ser Ser Glu Leu Leu Ser Glu Ala
 35 40 45

Lys Lys Leu Asn Asp Ser Gln Ala Pro Lys
 50 55

<210> 705

<211> 58

<212> PRT

<213> artificial sequence

<220>

<223> Modified bacterial sequence

<400> 705

Val Asp Ala Lys Tyr Ala Lys Glu His Ile Asp Ala Trp Thr Glu Ile
 1 5 10 15

Asp His Leu Pro Asn Leu Thr Ile Glu Gln Trp Leu Ala Phe Ile Asn
 20 25 30

Lys Leu Asp Asp Asp Pro Ser Gln Ser Ser Glu Leu Leu Ser Glu Ala
 35 40 45

Lys Lys Leu Asn Asn Ser Gln Ala Pro Lys

Lys Lys Leu Asn Asp Ser Gln Ala Pro Lys
50 55

<210> 706

<211> 58

<212> PRT

<213> artificial sequence

<220>

<223> Modified bacterial sequence

<400> 706

Val Asp Ala Lys Tyr Ala Lys Glu Gln Leu Arg Ala Trp Asp Glu Ile
1 5 10 15

Asp Lys Leu Pro Asn Leu Thr Ile Glu Gln Trp Leu Ala Phe Ile Asn
20 25 30

Lys Leu Gln Asp Asp Pro Ser Gln Ser Ser Glu Leu Leu Ser Glu Ala
35 40 45

Lys Lys Leu Asn Asp Ser Gln Ala Pro Lys
50 55

<210> 707

<211> 58

<212> PRT

<213> artificial sequence

<220>

<223> Modified bacterial sequence

<400> 707

Val Asp Ala Lys Tyr Ala Lys Glu Val Leu Glu Ala Trp Arg Glu Ile
1 5 10 15

Asp Ser Leu Pro Asn Leu Thr Ile Ala Gln Trp Leu Ala Phe Ile Asn
20 25 30

Lys Leu Asp Asp Asp Pro Ser Gln Ser Ser Glu Leu Leu Ser Glu Ala
35 40 45

Lys Lys Leu Asn Asp Ser Gln Ala Pro Lys
50 55

<210> 708

<211> 58

<212> PRT

<213> artificial sequence

<220>

<223> Modified bacterial sequence

<400> 708

Val Asp Ala Lys Tyr Ala Lys Glu Val Ile Gln Ala Trp Asn Glu Ile
1 5 10 15

Asp Lys Leu Pro Asn Leu Thr Ile Glu Gln Trp Leu Ala Phe Ile Asn
20 25 30

Lys Leu Asp Asp Asp Pro Ser Gln Ser Ser Glu Leu Leu Ser Glu Ala
35 40 45

Lys Lys Leu Asn Asp Ser Gln Ala Pro Lys
50 55

<210> 709

<211> 58

<212> PRT

<213> artificial sequence

<220>

<223> Modified bacterial sequence

<400> 709

Val Asp Ala Lys Tyr Ala Lys Glu His Val Glu Ala Trp Asn Glu Ile
1 5 10 15

Asp Gln Leu Pro Asn Leu Thr Ile Glu Gln Trp Leu Ala Phe Ile Asn
20 25 30

Lys Leu Ala Asp Asp Pro Ser Gln Ser Ser Glu Leu Leu Ser Glu Ala
35 40 45

Lys Lys Leu Asn Asp Ser Gln Ala Pro Lys
50 55

<210> 710

<211> 58

<212> PRT

<213> artificial sequence

<220>

<223> Modified bacterial sequence

<400> 710

Val Asp Ala Lys Tyr Ala Lys Glu Val Ile Asp Ala Trp Asp Glu Ile
1 5 10 15

Asp Ala Leu Pro Asn Leu Thr Ile Asp Gln Trp Leu Ala Phe Ile Asn
20 25 30

Lys Leu Ser Asp Asp Pro Ser Gln Ser Ser Glu Leu Leu Ser Glu Ala
35 40 45

Lys Lys Leu Asn Asp Ser Gln Ala Pro Lys
50 55

<210> 711

<211> 58

<212> PRT

<213> artificial sequence

<220>

<223> Modified bacterial sequence

<400> 711

Val	Asp	Ala	Lys	Tyr	Ala	Lys	Glu	Val	Ile	Glu	Ala	Trp	Asn	Glu	Ile
1				5					10					15	

Asp	His	Leu	Pro	Asn	Leu	Thr	Ile	Glu	Gln	Trp	Leu	Ala	Phe	Ile	Asn
			20					25					30		

Lys	Leu	Asp	Asp	Asp	Pro	Ser	Gln	Ser	Ser	Glu	Leu	Leu	Ser	Glu	Ala
		35					40					45			

Lys	Lys	Leu	Asn	Asp	Ser	Gln	Ala	Pro	Lys
	50					55			

<210> 712

<211> 58

<212> PRT

<213> artificial sequence

<220>

<223> Modified bacterial sequence

<400> 712

Val	Asp	Ala	Lys	Tyr	Ala	Lys	Glu	Val	Leu	Gln	Ala	Trp	Asp	Glu	Ile
1				5					10					15	

Asp	Lys	Leu	Pro	Asn	Leu	Thr	Ile	Glu	Gln	Trp	Leu	Ala	Phe	Ile	Asn
			20					25					30		

Lys	Leu	Ser	Asp	Asp	Pro	Ser	Gln	Ser	Ser	Glu	Leu	Leu	Ser	Glu	Ala
		35					40					45			

Lys	Lys	Leu	Asn	Asp	Ser	Gln	Ala	Pro	Lys
	50					55			

<210> 713

<211> 58

<212> PRT

<213> artificial sequence

<220>

<223> Modified bacterial sequence

<400> 713

Val	Asp	Ala	Lys	Tyr	Ala	Lys	Glu	Val	Ile	Lys	Ala	Trp	Asn	Glu	Ile
1				5					10					15	

Asp Ser Leu Pro Asn Leu Thr Ile Glu Gln Trp Leu Ala Phe Ile Asn
20 25 30

Lys Leu Asp Asp Asp Pro Ser Gln Ser Ser Glu Leu Leu Ser Glu Ala
35 40 45

Lys Lys Leu Asn Asp Ser Gln Ala Pro Lys
50 55

<210> 714

<211> 58

<212> PRT

<213> artificial sequence

<220>

<223> Modified bacterial sequence

<400> 714

Val Asp Ala Lys Tyr Ala Lys Glu Val Leu Glu Ala Trp His Glu Ile
1 5 10 15

Asp Leu Leu Pro Asn Leu Thr Ile Gln Gln Trp Leu Ala Phe Ile Asn
20 25 30

Lys Leu Asp Asp Asp Pro Ser Gln Ser Ser Glu Leu Leu Ser Glu Ala
35 40 45

Lys Lys Leu Asn Asp Ser Gln Ala Pro Lys
50 55

<210> 715

<211> 58

<212> PRT

<213> artificial sequence

<220>

<223> Modified bacterial sequence

<400> 715

Val Asp Ala Lys Tyr Ala Lys Glu Val Leu Glu Ala Trp Thr Glu Ile
1 5 10 15

Asp Arg Leu Pro Asn Leu Thr Leu Asp Gln Trp Leu Ala Phe Ile Asn
20 25 30

Lys Leu Asp Asp Asp Pro Ser Gln Ser Ser Glu Leu Leu Ser Glu Ala
35 40 45

Lys Lys Leu Asn Asp Ser Gln Ala Pro Lys
50 55

<210> 716

<211> 58

<212> PRT

<213> artificial sequence

<220>

<223> Modified bacterial sequence

<400> 716

Val	Asp	Ala	Lys	Tyr	Ala	Lys	Glu	Gln	Leu	Tyr	Ala	Trp	Asn	Glu	Ile
1			5						10					15	

Asp	His	Leu	Pro	Asn	Leu	Thr	Ile	Glu	Gln	Trp	Leu	Ala	Phe	Ile	Glu
			20					25					30		

Lys	Leu	Gln	Asp	Asp	Pro	Ser	Gln	Ser	Ser	Glu	Leu	Leu	Ser	Glu	Ala
		35					40					45			

Lys	Lys	Leu	Asn	Asp	Ser	Gln	Ala	Pro	Lys
	50					55			

<210> 717

<211> 58

<212> PRT

<213> artificial sequence

<220>

<223> Modified bacterial sequence

<400> 717

Val	Asp	Ala	Lys	Tyr	Ala	Lys	Glu	Val	Leu	Asn	Ala	Trp	Asp	Glu	Ile
1			5						10					15	

Asp	Lys	Leu	Pro	Asn	Leu	Thr	Ile	Lys	Gln	Trp	Leu	Ala	Phe	Ile	Asn
			20					25					30		

Lys	Leu	Asp	Asp	Asp	Pro	Ser	Gln	Ser	Ser	Glu	Leu	Leu	Ser	Glu	Ala
		35					40					45			

Lys	Lys	Leu	Asn	Asp	Ser	Gln	Ala	Pro	Lys
	50					55			

<210> 718

<211> 58

<212> PRT

<213> artificial sequence

<220>

<223> Modified bacterial sequence

<400> 718

Val	Asp	Ala	Lys	Tyr	Ala	Lys	Glu	Val	Ile	Arg	Ala	Trp	Asp	Glu	Ile
1			5						10					15	

Asp	Lys	Leu	Pro	Asn	Leu	Thr	Val	Glu	Gln	Trp	Leu	Ala	Phe	Ile	Asn
			20					25					30		

20

40

60

Lys Leu Asp Asp Asp Pro Ser Gln Ser Ser Glu Leu Leu Ser Glu Ala
 35 40 45

Lys Lys Leu Asn Asp Ser Gln Ala Pro Lys
 50 55

<210> 719

<211> 58

<212> PRT

<213> artificial sequence

<220>

<223> Modified bacterial sequence

<400> 719

Val Asp Ala Lys Tyr Ala Lys Glu Val Val Gln Ala Trp Asp Glu Ile
 1 5 10 15

Asp Gln Leu Pro Asn Leu Thr Leu Glu Gln Trp Leu Ala Phe Ile Asn
 20 25 30

Lys Leu Asp Asp Asp Pro Ser Gln Ser Ser Glu Leu Leu Ser Glu Ala
 35 40 45

Lys Lys Leu Asn Asp Ser Gln Ala Pro Lys
 50 55

<210> 720

<211> 58

<212> PRT

<213> artificial sequence

<220>

<223> Modified bacterial sequence

<400> 720

Val Asp Ala Lys Tyr Ala Lys Glu Val Ile Arg Ala Trp Asp Glu Ile
 1 5 10 15

Asp Gln Leu Pro Asn Leu Thr Leu Glu Gln Trp Leu Ala Phe Ile Asn
 20 25 30

Lys Leu Asp Asp Asp Pro Ser Gln Ser Ser Glu Leu Leu Ser Glu Ala
 35 40 45

Lys Lys Leu Asn Asp Ser Gln Ala Pro Lys
 50 55

<210> 721

<211> 58

<212> PRT

<213> artificial sequence

<220>

<223> Modified bacterial sequence

<400> 721

Val Asp Ala Lys Tyr Ala Lys Glu Thr Ile Asp Ala Trp Asn Glu Ile
1 5 10 15

Asp His Leu Pro Asn Leu Thr Leu Asp Gln Trp Leu Ala Phe Ile Asn
20 25 30

Lys Leu Asp Asp Asp Pro Ser Gln Ser Ser Glu Leu Leu Ser Glu Ala
35 40 45

Lys Lys Leu Asn Asp Ser Gln Ala Pro Lys
50 55

<210> 722

<211> 58

<212> PRT

<213> artificial sequence

<220>

<223> Modified bacterial sequence

<400> 722

Val Asp Ala Lys Tyr Ala Lys Glu Val Val Ala Ala Trp Thr Glu Ile
1 5 10 15

Asp Leu Leu Pro Asn Leu Thr Leu Asp Gln Trp Leu Ala Phe Ile Asn
20 25 30

Lys Leu Glu Asp Asp Pro Ser Gln Ser Ser Glu Leu Leu Ser Glu Ala
35 40 45

Lys Lys Leu Asn Asp Ser Gln Ala Pro Lys
50 55

<210> 723

<211> 58

<212> PRT

<213> artificial sequence

<220>

<223> Modified bacterial sequence

<400> 723

Val Asp Ala Lys Tyr Ala Lys Glu Val Val Ala Ala Trp Asp Glu Ile
1 5 10 15

Asp Ala Leu Pro Asn Leu Thr Ile Glu Gln Trp Leu Ala Phe Ile Asn
20 25 30

Lys Leu Ser Asp Asp Pro Ser Gln Ser Ser Glu Leu Leu Ser Glu Ala
 35 40 45

Lys Lys Leu Asn Asp Ser Gln Ala Pro Lys
 50 55

<210> 724

<211> 58

<212> PRT

<213> artificial sequence

<220>

<223> Modified bacterial sequence

<400> 724

Val Asp Ala Lys Tyr Ala Lys Glu Thr Leu Glu Ala Trp Arg Glu Ile
 1 5 10 15

Asp Ser Leu Pro Asn Leu Thr Leu Glu Gln Trp Leu Ala Phe Ile Asn
 20 25 30

Lys Leu Asp Asp Asp Pro Ser Gln Ser Ser Glu Leu Leu Ser Glu Ala
 35 40 45

Lys Lys Leu Asn Asp Ser Gln Ala Pro Lys
 50 55

<210> 725

<211> 58

<212> PRT

<213> artificial sequence

<220>

<223> Modified bacterial sequence

<400> 725

Val Asp Ala Lys Tyr Ala Lys Glu Val Ile Lys Ala Trp Asn Glu Ile
 1 5 10 15

Asp His Leu Pro Asn Leu Thr Leu Asp Gln Trp Leu Ala Phe Ile Asn
 20 25 30

Lys Leu Asp Asp Asp Pro Ser Gln Ser Ser Glu Leu Leu Ser Glu Ala
 35 40 45

Lys Lys Leu Asn Asp Ser Gln Ala Pro Lys
 50 55

<210> 726

<211> 58

<212> PRT

<213> artificial sequence

<220>

<223> Modified bacterial sequence

<400> 726

Val	Asp	Ala	Lys	Tyr	Ala	Lys	Glu	Val	Leu	Glu	Ala	Trp	Thr	Glu	Ile
1				5					10					15	

Asp	Lys	Leu	Pro	Asn	Leu	Thr	Ile	Asp	Gln	Trp	Leu	Ala	Phe	Ile	Asn
			20					25					30		

Lys	Leu	Asp	Asp	Asp	Pro	Ser	Gln	Ser	Ser	Glu	Leu	Leu	Ser	Glu	Ala
		35					40					45			

Lys	Lys	Leu	Asn	Asp	Ser	Gln	Ala	Pro	Lys
	50					55			

<210> 727

<211> 58

<212> PRT

<213> artificial sequence

<220>

<223> Modified bacterial sequence

<400> 727

Val	Asp	Ala	Lys	Tyr	Ala	Lys	Glu	Thr	Leu	Glu	Ala	Trp	Asp	Glu	Ile
1				5					10					15	

Asp	Lys	Leu	Pro	Asn	Leu	Thr	Ile	Asp	Gln	Trp	Leu	Ala	Phe	Ile	Asn
			20					25					30		

Lys	Leu	Asp	Asp	Asp	Pro	Ser	Gln	Ser	Ser	Glu	Leu	Leu	Ser	Glu	Ala
		35					40					45			

Lys	Lys	Leu	Asn	Asp	Ser	Gln	Ala	Pro	Lys
	50					55			

<210> 728

<211> 58

<212> PRT

<213> artificial sequence

<220>

<223> Modified bacterial sequence

<400> 728

Val	Asp	Ala	Lys	Tyr	Ala	Lys	Glu	Val	Ile	Glu	Ala	Trp	Asn	Glu	Ile
1				5					10					15	

Asp	Lys	Leu	Pro	Asn	Leu	Thr	Ile	Asp	Gln	Trp	Leu	Ala	Phe	Ile	Asn
			20					25					30		

Lys	Leu	Asp	Asp	Asp	Pro	Ser	Gln	Ser	Ser	Glu	Leu	Leu	Ser	Glu	Ala
		35					40					45			

Lys Lys Leu Asn Asp Ser Gln Ala Pro Lys
50 55

<210> 729

<211> 58

<212> PRT

<213> artificial sequence

<220>

<223> Modified bacterial sequence

<400> 729

Val Asp Ala Lys Tyr Ala Lys Glu Thr Ile Asp Ala Trp Asn Glu Ile
1 5 10 15

Asp Lys Leu Pro Asn Leu Thr Leu Glu Gln Trp Leu Ala Phe Ile Asn
20 25 30

Lys Leu Asp Asp Asp Pro Ser Gln Ser Ser Glu Leu Leu Ser Glu Ala
35 40 45

Lys Lys Leu Asn Asp Ser Gln Ala Pro Lys
50 55

<210> 730

<211> 58

<212> PRT

<213> artificial sequence

<220>

<223> Modified bacterial sequence

<400> 730

Val Asp Ala Lys Tyr Ala Lys Glu Thr Leu Asp Ala Trp Asp Glu Ile
1 5 10 15

Asp Ala Leu Pro Asn Leu Thr Ile Asp Gln Trp Leu Ala Phe Ile Asn
20 25 30

Lys Leu Glu Asp Asp Pro Ser Gln Ser Ser Glu Leu Leu Ser Glu Ala
35 40 45

Lys Lys Leu Asn Asp Ser Gln Ala Pro Lys
50 55

<210> 731

<211> 58

<212> PRT

<213> artificial sequence

<220>

<223> Modified bacterial sequence

<400> 731

Val Asp Ala Lys Tyr Ala Lys Glu Val Leu Ser Ala Trp Asn Glu Ile
 1 5 10 15

Asp His Leu Pro Asn Leu Thr Ile Gln Gln Trp Leu Ala Phe Ile Asn
 20 25 30

Lys Leu Asp Asp Asp Pro Ser Gln Ser Ser Glu Leu Leu Ser Glu Ala
 35 40 45

Lys Lys Leu Asn Asp Ser Gln Ala Pro Lys
 50 55

<210> 732

<211> 58

<212> PRT

<213> artificial sequence

<220>

<223> Modified bacterial sequence

<400> 732

Val Asp Ala Lys Tyr Ala Lys Glu Val Ile Gln Ala Asn Asp Glu Ile
 1 5 10 15

Asp Lys Leu Pro Asn Leu Thr Ile Glu Gln Trp Leu Ala Phe Ile His
 20 25 30

Lys Leu His Asp Asp Pro Ser Gln Ser Ser Glu Leu Leu Ser Glu Ala
 35 40 45

Lys Lys Leu Asn Asp Ser Gln Ala Pro Lys
 50 55

<210> 733

<211> 58

<212> PRT

<213> artificial sequence

<220>

<223> Modified bacterial sequence

<400> 733

Val Asp Ala Lys Tyr Ala Lys Glu His Leu Asp Ala Trp Asp Glu Ile
 1 5 10 15

Asp His Leu Pro Asn Leu Thr Ile Gln Gln Trp Leu Ala Phe Ile Asn
 20 25 30

Lys Leu Ala Asp Asp Pro Ser Gln Ser Ser Glu Leu Leu Ser Glu Ala
 35 40 45

Lys Lys Leu Asn Asp Ser Gln Ala Pro Lys

50

55

<210> 734

<211> 58

<212> PRT

<213> artificial sequence

<220>

<223> Modified bacterial sequence

<400> 734

Val	Asp	Ala	Lys	Tyr	Ala	Lys	Glu	Val	Ile	Gln	Ala	Trp	Asn	Glu	Ile
1			5					10						15	

Asp	Gln	Leu	Pro	Asn	Leu	Thr	Ile	Glu	Gln	Trp	Leu	Ala	Phe	Ile	Asn
		20					25						30		

Lys	Leu	Asp	Asp	Asp	Pro	Ser	Gln	Ser	Ser	Glu	Leu	Leu	Ser	Glu	Ala
	35					40					45				

Lys	Lys	Leu	Asn	Asp	Ser	Gln	Ala	Pro	Lys
	50				55				

<210> 735

<211> 58

<212> PRT

<213> artificial sequence

<220>

<223> Modified bacterial sequence

<400> 735

Val	Asp	Ala	Lys	Tyr	Ala	Lys	Glu	Val	Ile	Glu	Ala	Trp	Asn	Glu	Ile
1			5					10						15	

Asp	Tyr	Leu	Pro	Asn	Leu	Thr	Ile	Ala	Gln	Trp	Ile	Ala	Phe	Ile	Asn
		20					25						30		

Lys	Leu	Asp	Asp	Asp	Pro	Ser	Gln	Ser	Ser	Glu	Leu	Leu	Ser	Glu	Ala
	35					40					45				

Lys	Lys	Leu	Asn	Asp	Ser	Gln	Ala	Pro	Lys
	50				55				

<210> 736

<211> 58

<212> PRT

<213> artificial sequence

<220>

<223> Modified bacterial sequence

<400> 736

Val Asp Ala Lys Tyr Ala Lys Glu Thr Ile Gln Ala Trp Asp Glu Ile
1 5 10 15

Asp Arg Leu Pro Asn Leu Thr Leu Gln Gln Trp Leu Ala Phe Ile Asn
20 25 30

Lys Leu Asp Asp Asp Pro Ser Gln Ser Ser Glu Leu Leu Ser Glu Ala
35 40 45

Lys Lys Leu Asn Asp Ser Gln Ala Pro Lys
50 55

<210> 737

<211> 58

<212> PRT

<213> artificial sequence

<220>

<223> Modified bacterial sequence

<400> 737

Val Asp Ala Lys Tyr Ala Lys Glu Thr Ile Gln Ala Trp Asp Glu Ile
1 5 10 15

Asp Lys Leu Pro Asn Leu Thr Ile Glu Gln Trp Leu Ala Phe Ile Asn
20 25 30

Lys Leu Asp Asp Asp Pro Ser Gln Ser Ser Glu Leu Leu Ser Glu Ala
35 40 45

Lys Lys Leu Asn Asp Ser Gln Ala Pro Lys
50 55

<210> 738

<211> 58

<212> PRT

<213> artificial sequence

<220>

<223> Modified bacterial sequence

<400> 738

Val Asp Ala Lys Tyr Ala Lys Glu Thr Leu Asp Ala Trp Ala Glu Ile
1 5 10 15

Asp His Leu Pro Asn Leu Thr Ile Glu Gln Trp Leu Ala Phe Ile Asn
20 25 30

Lys Leu Asp Asp Asp Pro Ser Gln Ser Ser Glu Leu Leu Ser Glu Ala
35 40 45

Lys Lys Leu Asn Asp Ser Gln Ala Pro Lys
50 55

<210> 739

<211> 58

<212> PRT

<213> artificial sequence

<220>

<223> Modified bacterial sequence

<400> 739

Val	Asp	Ala	Lys	Tyr	Ala	Lys	Glu	Val	Ile	Glu	Ala	Trp	Asp	Glu	Ile
1			5					10					15		

Asp	Lys	Leu	Pro	Asn	Leu	Thr	Leu	Asn	Gln	Trp	Leu	Ala	Phe	Ile	Asn
		20					25					30			

Lys	Leu	Asp	Asp	Asp	Pro	Ser	Gln	Ser	Ser	Glu	Leu	Leu	Ser	Glu	Ala
	35					40					45				

Lys	Lys	Leu	Asn	Asp	Ser	Gln	Ala	Pro	Lys
	50				55				

<210> 740

<211> 58

<212> PRT

<213> artificial sequence

<220>

<223> Modified bacterial sequence

<400> 740

Val	Asp	Ala	Lys	Tyr	Ala	Lys	Glu	Val	Leu	Asp	Ala	Trp	Asn	Glu	Ile
1			5					10					15		

Asp	Gln	Leu	Pro	Asn	Leu	Thr	Ile	Glu	Gln	Trp	Leu	Ala	Phe	Ile	Asn
		20					25					30			

Lys	Leu	Asp	Asp	Asp	Pro	Ser	Gln	Ser	Ser	Glu	Leu	Leu	Ser	Glu	Ala
	35					40					45				

Lys	Lys	Leu	Asn	Asp	Ser	Gln	Ala	Pro	Lys
	50				55				

<210> 741

<211> 58

<212> PRT

<213> artificial sequence

<220>

<223> Modified bacterial sequence

<400> 741

Val	Asp	Ala	Lys	Tyr	Ala	Lys	Glu	Val	Leu	His	Ala	Trp	Asn	Glu	Ile
1			5					10					15		

Asp His Leu Pro Asn Leu Thr Ile Glu Gln Trp Leu Ala Phe Ile Glu
20 25 30

Lys Leu Glu Asp Asp Pro Ser Gln Ser Ser Glu Leu Leu Ser Glu Ala
35 40 45

Lys Lys Leu Asn Asp Ser Gln Ala Pro Lys
50 55

<210> 742

<211> 58

<212> PRT

<213> artificial sequence

<220>

<223> Modified bacterial sequence

<400> 742

Val Asp Ala Lys Tyr Ala Lys Glu Val Ile Glu Ala Trp Gln Glu Ile
1 5 10 15

Asp Lys Leu Pro Asn Leu Thr Ile Asp Gln Trp Leu Ala Phe Ile Asn
20 25 30

Lys Leu Asp Asp Asp Pro Ser Gln Ser Ser Glu Leu Leu Ser Glu Ala
35 40 45

Lys Lys Leu Asn Asp Ser Gln Ala Pro Lys
50 55

<210> 743

<211> 58

<212> PRT

<213> artificial sequence

<220>

<223> Modified bacterial sequence

<400> 743

Val Asp Ala Lys Tyr Ala Lys Glu Val Val Asp Ala Trp Asn Glu Ile
1 5 10 15

Asp Gln Leu Pro Asn Leu Thr Ile Glu Gln Trp Leu Ala Phe Ile Asn
20 25 30

Lys Leu Asp Asp Asp Pro Ser Gln Ser Ser Glu Leu Leu Ser Glu Ala
35 40 45

Lys Lys Leu Asn Asp Ser Gln Ala Pro Lys
50 55

<210> 744

<211> 58

<212> PRT

<213> artificial sequence

<220>

<223> Modified bacterial sequence

<400> 744

```

Val Asp Ala Lys Tyr Ala Lys Glu Gln Ile Glu Ala Trp Asn Glu Ile
1           5           10          15

```

```

Asp Ala Leu Pro Asn Leu Thr Ile Glu Gln Trp Leu Ala Phe Ile Asn
          20           25           30

```

```

Lys Leu Ala Asp Asp Pro Ser Gln Ser Ser Glu Leu Leu Ser Glu Ala
          35           40           45

```

```

Lys Lys Leu Asn Asp Ser Gln Ala Pro Lys
          50           55

```

<210> 745

<211> 60

<212> PRT

<213> artificial sequence

<220>

<223> Modified bacterial sequence

<400> 745

```

Val Asp Ala Lys Tyr Ala Lys Glu Thr Ile Thr Ala Trp Asp Glu Ile
1           5           10          15

```

```

Asp Lys Leu Pro Asn Leu Thr Ile Glu Gln Trp Leu Ala Phe Ile Gly
          20           25           30

```

```

Lys Leu Glu Asp Asp Pro Ser Gln Ser Ser Glu Leu Leu Ala Glu Ala
          35           40           45

```

```

Lys Lys Leu Asn Asp Ala Gln Ala Pro Lys Val Asp
          50           55           60

```

<210> 746

<211> 60

<212> PRT

<213> artificial sequence

<220>

<223> Modified bacterial sequence

<400> 746

```

Ala Glu Ala Lys Tyr Ala Lys Glu Val Ile Glu Ala Trp Asn Glu Ile
1           5           10          15

```

```

Asp Arg Leu Pro Asn Leu Thr Ile Glu Gln Trp Leu Ala Phe Ile Asn
          20           25           30

```

20 40 50
 Lys Leu Asp Asp Asp Pro Ser Gln Ser Ser Glu Leu Leu Ser Glu Ala
 35 40 45

Lys Lys Leu Asn Asp Ser Gln Ala Pro Lys Val Asp
 50 55 60

<210> 747

<211> 60

<212> PRT

<213> artificial sequence

<220>

<223> Modified bacterial sequence

<400> 747

Ala Glu Ala Lys Tyr Ala Lys Glu Val Leu Glu Ala Trp Asn Glu Ile
 1 5 10 15

Asp Arg Leu Pro Asn Leu Thr Ile Glu Gln Trp Leu Ala Phe Ile Asn
 20 25 30

Lys Leu Asp Asp Asp Pro Ser Gln Ser Ser Glu Leu Leu Ser Glu Ala
 35 40 45

Lys Lys Leu Asn Asp Ser Gln Ala Pro Lys Val Asp
 50 55 60

<210> 748

<211> 60

<212> PRT

<213> artificial sequence

<220>

<223> Modified bacterial sequence

<400> 748

Ala Glu Ala Lys Tyr Ala Lys Glu Val Leu Glu Ala Trp Asp Glu Ile
 1 5 10 15

Asp Arg Leu Pro Asn Leu Thr Leu Asp Gln Trp Leu Ala Phe Ile Asn
 20 25 30

Lys Leu Asp Asp Asp Pro Ser Gln Ser Ser Glu Leu Leu Ser Glu Ala
 35 40 45

Lys Lys Leu Asn Asp Ser Gln Ala Pro Lys Val Asp
 50 55 60

<210> 749

<211> 60

<212> PRT

<213> artificial sequence

<220>

<223> Modified bacterial sequence

<400> 749

Ala Glu Ala Lys Tyr Ala Lys Glu Val Leu Asp Ala Trp Asp Glu Ile
1 5 10 15

Asp Lys Leu Pro Asn Leu Thr Leu Glu Gln Trp Leu Ala Phe Ile Asn
20 25 30

Lys Leu Asp Asp Asp Pro Ser Gln Ser Ser Glu Leu Leu Ser Glu Ala
35 40 45

Lys Lys Leu Asn Asp Ser Gln Ala Pro Lys Val Asp
50 55 60

<210> 750

<211> 60

<212> PRT

<213> artificial sequence

<220>

<223> Modified bacterial sequence

<400> 750

Ala Glu Ala Lys Tyr Ala Lys Glu Val Leu Asp Ala Trp Asp Glu Ile
1 5 10 15

Asp Ala Leu Pro Asn Leu Thr Leu Glu Gln Trp Leu Ala Phe Ile Asn
20 25 30

Lys Leu Asp Asp Asp Pro Ser Gln Ser Ser Glu Leu Leu Ser Glu Ala
35 40 45

Lys Lys Leu Asn Asp Ser Gln Ala Pro Lys Val Asp
50 55 60

<210> 751

<211> 60

<212> PRT

<213> artificial sequence

<220>

<223> Modified bacterial sequence

<400> 751

Ala Glu Ala Lys Tyr Ala Lys Glu Val Ile Asp Ala Trp Asp Glu Ile
1 5 10 15

Asp Arg Leu Pro Asn Leu Thr Leu Asp Gln Trp Leu Ala Phe Ile Asn
20 25 30

Lys Leu Asp Asp Asp Pro Ser Gln Ser Ser Glu Leu Leu Ser Glu Ala
 35 40 45

Lys Lys Leu Asn Asp Ser Gln Ala Pro Lys Val Asp
 50 55 60

<210> 752

<211> 60

<212> PRT

<213> artificial sequence

<220>

<223> Modified bacterial sequence

<400> 752

Ala Glu Ala Lys Tyr Ala Lys Glu Thr Leu Glu Ala Trp Asp Glu Ile
 1 5 10 15

Asp Arg Leu Pro Asn Leu Thr Ile Glu Gln Trp Leu Ala Phe Ile Asn
 20 25 30

Lys Leu Asp Asp Asp Pro Ser Gln Ser Ser Glu Leu Leu Ser Glu Ala
 35 40 45

Lys Lys Leu Asn Asp Ser Gln Ala Pro Lys Val Asp

50

55

60

<210> 753

<211> 60

<212> PRT

<213> artificial sequence

<220>

<223> Modified bacterial sequence

<400> 753

Ala Glu Ala Lys Tyr Ala Lys Glu Val Leu Glu Ala Trp Asp Glu Ile
 1 5 10 15

Asp Arg Leu Pro Asn Leu Thr Ile Glu Gln Trp Leu Ala Phe Ile Asn
 20 25 30

Lys Leu Asp Asp Asp Pro Ser Gln Ser Ser Glu Leu Leu Ser Glu Ala
 35 40 45

Lys Lys Leu Asn Asp Ser Gln Ala Pro Lys Val Asp
 50 55 60

<210> 754

<211> 60

<212> PRT

<213> artificial sequence

<220>

<223> Modified bacterial sequence

<400> 754

Ala Glu Ala Lys Tyr Ala Lys Glu Val Ile Asp Ala Trp Asn Glu Ile
1 5 10 15

Asp Ala Leu Pro Asn Leu Thr Leu Asp Gln Trp Leu Ala Phe Ile Asn
20 25 30

Lys Leu Asp Asp Asp Pro Ser Gln Ser Ser Glu Leu Leu Ser Glu Ala
35 40 45

Lys Lys Leu Asn Asp Ser Gln Ala Pro Lys Val Asp
50 55 60

<210> 755

<211> 60

<212> PRT

<213> artificial sequence

<220>

<223> Modified bacterial sequence

<400> 755

Ala Glu Ala Lys Tyr Ala Lys Glu Val Leu Asp Ala Trp Asp Glu Ile
1 5 10 15

Asp Lys Leu Pro Asn Leu Thr Ile Asp Gln Trp Leu Ala Phe Ile Asn
20 25 30

Lys Leu Asp Asp Asp Pro Ser Gln Ser Ser Glu Leu Leu Ser Glu Ala
35 40 45

Lys Lys Leu Asn Asp Ser Gln Ala Pro Lys Val Asp
50 55 60

<210> 756

<211> 60

<212> PRT

<213> artificial sequence

<220>

<223> Modified bacterial sequence

<400> 756

Ala Glu Ala Lys Tyr Ala Lys Glu Val Leu Glu Ala Trp Asp Glu Ile
1 5 10 15

Asp His Leu Pro Asn Leu Thr Leu Asp Gln Trp Leu Ala Phe Ile Asn
20 25 30

Lys Leu Asp Asp Asp Pro Ser Gln Ser Ser Glu Leu Leu Ser Glu Ala
 35 40 45

Lys Lys Leu Asn Asp Ser Gln Ala Pro Lys Val Asp
 50 55 60

<210> 757

<211> 60

<212> PRT

<213> artificial sequence

<220>

<223> Modified bacterial sequence

<400> 757

Ala Glu Ala Lys Tyr Ala Lys Glu Val Leu Glu Ala Trp Asp Glu Ile
 1 5 10 15

Asp Ala Leu Pro Asn Leu Thr Ile Glu Gln Trp Leu Ala Phe Ile Asn
 20 25 30

Lys Leu Asp Asp Asp Pro Ser Gln Ser Ser Glu Leu Leu Ser Glu Ala
 35 40 45

Lys Lys Leu Asn Asp Ser Gln Ala Pro Lys Val Asp
 50 55 60

<210> 758

<211> 58

<212> PRT

<213> artificial sequence

<220>

<223> Modified bacterial sequence

<400> 758

Val Asp Asn Lys Phe Asn Lys Glu Gln Gln Asn Ala Phe Tyr Glu Ile
 1 5 10 15

Leu His Leu Pro Asn Leu Asn Glu Glu Gln Arg Asn Ala Phe Ile Gln
 20 25 30

Ser Leu Lys Asp Asp Pro Ser Gln Ser Ala Asn Leu Leu Ala Glu Ala
 35 40 45

Lys Lys Leu Asn Asp Ala Gln Ala Pro Lys
 50 55

<210> 759

<211> 46

<212> PRT

<213> artificial sequence

<220>

<223> Modified bacterial sequence

<400> 759

Leu Ala Glu Ala Lys Glu Ala Ala Asn Ala Glu Leu Asp Ser Tyr Gly
1 5 10 15

Val Ser Asp Phe Tyr Lys Arg Leu Ile Asp Lys Ala Lys Thr Val Glu
20 25 30

Gly Val Glu Ala Leu Lys Asp Ala Ile Leu Ala Ala Leu Pro
35 40 45

<210> 760

<211> 1676

<212> PRT

<213> Homo sapiens

<400> 760

Met Gly Leu Leu Gly Ile Leu Cys Phe Leu Ile Phe Leu Gly Lys Thr

1 5 10 15

Trp Gly Gln Glu Gln Thr Tyr Val Ile Ser Ala Pro Lys Ile Phe Arg
20 25 30

Val Gly Ala Ser Glu Asn Ile Val Ile Gln Val Tyr Gly Tyr Thr Glu
35 40 45

Ala Phe Asp Ala Thr Ile Ser Ile Lys Ser Tyr Pro Asp Lys Lys Phe
50 55 60

Ser Tyr Ser Ser Gly His Val His Leu Ser Ser Glu Asn Lys Phe Gln
65 70 75 80

Asn Ser Ala Ile Leu Thr Ile Gln Pro Lys Gln Leu Pro Gly Gly Gln
85 90 95

Asn Pro Val Ser Tyr Val Tyr Leu Glu Val Val Ser Lys His Phe Ser
100 105 110

Lys Ser Lys Arg Met Pro Ile Thr Tyr Asp Asn Gly Phe Leu Phe Ile
115 120 125

His Thr Asp Lys Pro Val Tyr Thr Pro Asp Gln Ser Val Lys Val Arg
130 135 140

Val Tyr Ser Leu Asn Asp Asp Leu Lys Pro Ala Lys Arg Glu Thr Val
145 150 155 160

Leu Thr Phe Ile Asp Pro Glu Gly Ser Glu Val Asp Met Val Glu Glu
165 170 175

Ile Asp His Ile Gly Ile Ile Ser Phe Pro Asp Phe Lys Ile Pro Ser
 180 185 190

Asn Pro Arg Tyr Gly Met Trp Thr Ile Lys Ala Lys Tyr Lys Glu Asp
 195 200 205

Phe Ser Thr Thr Gly Thr Ala Tyr Phe Glu Val Lys Glu Tyr Val Leu
 210 215 220

Pro His Phe Ser Val Ser Ile Glu Pro Glu Tyr Asn Phe Ile Gly Tyr
 225 230 235 240

Lys Asn Phe Lys Asn Phe Glu Ile Thr Ile Lys Ala Arg Tyr Phe Tyr
 245 250 255

Asn Lys Val Val Thr Glu Ala Asp Val Tyr Ile Thr Phe Gly Ile Arg
 260 265 270

Glu Asp Leu Lys Asp Asp Gln Lys Glu Met Met Gln Thr Ala Met Gln
 275 280 285

Asn Thr Met Leu Ile Asn Gly Ile Ala Gln Val Thr Phe Asp Ser Glu
 290 295 300

Thr Ala Val Lys Glu Leu Ser Tyr Tyr Ser Leu Glu Asp Leu Asn Asn
 305 310 315 320

Lys Tyr Leu Tyr Ile Ala Val Thr Val Ile Glu Ser Thr Gly Gly Phe
 325 330 335

Ser Glu Glu Ala Glu Ile Pro Gly Ile Lys Tyr Val Leu Ser Pro Tyr
 340 345 350

Lys Leu Asn Leu Val Ala Thr Pro Leu Phe Leu Lys Pro Gly Ile Pro
 355 360 365

Tyr Pro Ile Lys Val Gln Val Lys Asp Ser Leu Asp Gln Leu Val Gly
 370 375 380

Gly Val Pro Val Thr Leu Asn Ala Gln Thr Ile Asp Val Asn Gln Glu
 385 390 395 400

Thr Ser Asp Leu Asp Pro Ser Lys Ser Val Thr Arg Val Asp Asp Gly
 405 410 415

Val Ala Ser Phe Val Leu Asn Leu Pro Ser Gly Val Thr Val Leu Glu
 420 425 430

Phe Asn Val Lys Thr Asp Ala Pro Asp Leu Pro Glu Glu Asn Gln Ala
 435 440 445

Arg Glu Gly Tyr Arg Ala Ile Ala Tyr Ser Ser Leu Ser Gln Ser Tyr
 450 455 460

Leu Tyr Ile Asp Trp Thr Asp Asn His Lys Ala Leu Leu Val Gly Glu
 465 470 475 480

His Leu Asn Ile Ile Val Thr Pro Lys Ser Pro Tyr Ile Asp Lys Ile
 485 490 495
 Thr His Tyr Asn Tyr Leu Ile Leu Ser Lys Gly Lys Ile Ile His Phe
 500 505 510
 Gly Thr Arg Glu Lys Phe Ser Asp Ala Ser Tyr Gln Ser Ile Asn Ile
 515 520 525
 Pro Val Thr Gln Asn Met Val Pro Ser Ser Arg Leu Leu Val Tyr Tyr
 530 535 540
 Ile Val Thr Gly Glu Gln Thr Ala Glu Leu Val Ser Asp Ser Val Trp
 545 550 555 560
 Leu Asn Ile Glu Glu Lys Cys Gly Asn Gln Leu Gln Val His Leu Ser
 565 570 575
 Pro Asp Ala Asp Ala Tyr Ser Pro Gly Gln Thr Val Ser Leu Asn Met
 580 585 590
 Ala Thr Gly Met Asp Ser Trp Val Ala Leu Ala Ala Val Asp Ser Ala
 595 600 605
 Val Tyr Gly Val Gln Arg Gly Ala Lys Lys Pro Leu Glu Arg Val Phe
 610 615 620
 Gln Phe Leu Glu Lys Ser Asp Leu Gly Cys Gly Ala Gly Gly Gly Leu
 625 630 635 640
 Asn Asn Ala Asn Val Phe His Leu Ala Gly Leu Thr Phe Leu Thr Asn
 645 650 655
 Ala Asn Ala Asp Asp Ser Gln Glu Asn Asp Glu Pro Cys Lys Glu Ile
 660 665 670
 Leu Arg Pro Arg Arg Thr Leu Gln Lys Lys Ile Glu Glu Ile Ala Ala
 675 680 685
 Lys Tyr Lys His Ser Val Val Lys Lys Cys Cys Tyr Asp Gly Ala Cys
 690 695 700
 Val Asn Asn Asp Glu Thr Cys Glu Gln Arg Ala Ala Arg Ile Ser Leu
 705 710 715 720
 Gly Pro Arg Cys Ile Lys Ala Phe Thr Glu Cys Cys Val Val Ala Ser
 725 730 735
 Gln Leu Arg Ala Asn Ile Ser His Lys Asp Met Gln Leu Gly Arg Leu
 740 745 750
 His Met Lys Thr Leu Leu Pro Val Ser Lys Pro Glu Ile Arg Ser Tyr
 755 760 765
 Phe Pro Glu Ser Trp Leu Trp Glu Val His Leu Val Pro Arg Arg Lys
 770 775 780

Gln Leu Gln Phe Ala Leu Pro Asp Ser Leu Thr Thr Trp Glu Ile Gln
 785 790 795 800
 Gly Val Gly Ile Ser Asn Thr Gly Ile Cys Val Ala Asp Thr Val Lys
 805 810 815
 Ala Lys Val Phe Lys Asp Val Phe Leu Glu Met Asn Ile Pro Tyr Ser
 820 825 830
 Val Val Arg Gly Glu Gln Ile Gln Leu Lys Gly Thr Val Tyr Asn Tyr
 835 840 845
 Arg Thr Ser Gly Met Gln Phe Cys Val Lys Met Ser Ala Val Glu Gly
 850 855 860
 Ile Cys Thr Ser Glu Ser Pro Val Ile Asp His Gln Gly Thr Lys Ser
 865 870 875 880
 Ser Lys Cys Val Arg Gln Lys Val Glu Gly Ser Ser Ser His Leu Val
 885 890 895
 Thr Phe Thr Val Leu Pro Leu Glu Ile Gly Leu His Asn Ile Asn Phe
 900 905 910
 Ser Leu Glu Thr Trp Phe Gly Lys Glu Ile Leu Val Lys Thr Leu Arg
 915 920 925
 Val Val Pro Glu Gly Val Lys Arg Glu Ser Tyr Ser Gly Val Thr Leu
 930 935 940
 Asp Pro Arg Gly Ile Tyr Gly Thr Ile Ser Arg Arg Lys Glu Phe Pro
 945 950 955 960
 Tyr Arg Ile Pro Leu Asp Leu Val Pro Lys Thr Glu Ile Lys Arg Ile
 965 970 975
 Leu Ser Val Lys Gly Leu Leu Val Gly Glu Ile Leu Ser Ala Val Leu
 980 985 990
 Ser Gln Glu Gly Ile Asn Ile Leu Thr His Leu Pro Lys Gly Ser Ala
 995 1000 1005
 Glu Ala Glu Leu Met Ser Val Val Pro Val Phe Tyr Val Phe His
 1010 1015 1020
 Tyr Leu Glu Thr Gly Asn His Trp Asn Ile Phe His Ser Asp Pro
 1025 1030 1035
 Leu Ile Glu Lys Gln Lys Leu Lys Lys Lys Leu Lys Glu Gly Met
 1040 1045 1050
 Leu Ser Ile Met Ser Tyr Arg Asn Ala Asp Tyr Ser Tyr Ser Val
 1055 1060 1065
 Trp Lys Gly Gly Ser Ala Ser Thr Trp Leu Thr Ala Phe Ala Leu
 1070 1075 1080

1070	1075	1080
Arg Val 1085	Leu Gly Gln Val Asn 1090	Lys Tyr Val Glu Gln Asn Gln Asn 1095
Ser Ile 1100	Cys Asn Ser Leu Leu 1105	Trp Leu Val Glu Asn Tyr Gln Leu 1110
Asp Asn 1115	Gly Ser Phe Lys Glu 1120	Asn Ser Gln Tyr Gln Pro Ile Lys 1125
Leu Gln 1130	Gly Thr Leu Pro Val 1135	Glu Ala Arg Glu Asn Ser Leu Tyr 1140
Leu Thr 1145	Ala Phe Thr Val Ile 1150	Gly Ile Arg Lys Ala Phe Asp Ile 1155
Cys Pro 1160	Leu Val Lys Ile Asp 1165	Thr Ala Leu Ile Lys Ala Asp Asn 1170
Phe Leu 1175	Leu Glu Asn Thr Leu 1180	Pro Ala Gln Ser Thr Phe Thr Leu 1185
Ala Ile 1190	Ser Ala Tyr Ala Leu 1195	Ser Leu Gly Asp Lys Thr His Pro 1200
Gln Phe 1205	Arg Ser Ile Val Ser 1210	Ala Leu Lys Arg Glu Ala Leu Val 1215
Lys Gly 1220	Asn Pro Pro Ile Tyr 1225	Arg Phe Trp Lys Asp Asn Leu Gln 1230
His Lys 1235	Asp Ser Ser Val Pro 1240	Asn Thr Gly Thr Ala Arg Met Val 1245
Glu Thr 1250	Thr Ala Tyr Ala Leu 1255	Leu Thr Ser Leu Asn Leu Lys Asp 1260
Ile Asn 1265	Tyr Val Asn Pro Val 1270	Ile Lys Trp Leu Ser Glu Glu Gln 1275
Arg Tyr 1280	Gly Gly Gly Phe Tyr 1285	Ser Thr Gln Asp Thr Ile Asn Ala 1290
Ile Glu 1295	Gly Leu Thr Glu Tyr 1300	Ser Leu Leu Val Lys Gln Leu Arg 1305
Leu Ser 1310	Met Asp Ile Asp Val 1315	Ser Tyr Lys His Lys Gly Ala Leu 1320
His Asn 1325	Tyr Lys Met Thr Asp 1330	Lys Asn Phe Leu Gly Arg Pro Val 1335
Glu Val 1340	Leu Leu Asn Asp Asp 1345	Leu Ile Val Ser Thr Gly Phe Gly 1350
Ser Gly	Leu Ala Thr Val His	Val Thr Thr Val Val His Lys Thr

1355	1360	1365
Ser Thr 1370	Ser Glu Glu Val Cys 1375	Ser Phe Tyr Leu Lys Ile Asp Thr 1380
Gln Asp 1385	Ile Glu Ala Ser His 1390	Tyr Arg Gly Tyr Gly Asn Ser Asp 1395
Tyr Lys 1400	Arg Ile Val Ala Cys 1405	Ala Ser Tyr Lys Pro Ser Arg Glu 1410
Glu Ser 1415	Ser Ser Gly Ser Ser 1420	His Ala Val Met Asp Ile Ser Leu 1425
Pro Thr 1430	Gly Ile Ser Ala Asn 1435	Glu Glu Asp Leu Lys Ala Leu Val 1440
Glu Gly 1445	Val Asp Gln Leu Phe 1450	Thr Asp Tyr Gln Ile Lys Asp Gly 1455
His Val 1460	Ile Leu Gln Leu Asn 1465	Ser Ile Pro Ser Ser Asp Phe Leu 1470
Cys Val 1475	Arg Phe Arg Ile Phe 1480	Glu Leu Phe Glu Val Gly Phe Leu 1485
Ser Pro 1490	Ala Thr Phe Thr Val 1495	Tyr Glu Tyr His Arg Pro Asp Lys 1500
Gln Cys 1505	Thr Met Phe Tyr Ser 1510	Thr Ser Asn Ile Lys Ile Gln Lys 1515
Val Cys 1520	Glu Gly Ala Ala Cys 1525	Lys Cys Val Glu Ala Asp Cys Gly 1530
Gln Met 1535	Gln Glu Glu Leu Asp 1540	Leu Thr Ile Ser Ala Glu Thr Arg 1545
Lys Gln 1550	Thr Ala Cys Lys Pro 1555	Glu Ile Ala Tyr Ala Tyr Lys Val 1560
Ser Ile 1565	Thr Ser Ile Thr Val 1570	Glu Asn Val Phe Val Lys Tyr Lys 1575
Ala Thr 1580	Leu Leu Asp Ile Tyr 1585	Lys Thr Gly Glu Ala Val Ala Glu 1590
Lys Asp 1595	Ser Glu Ile Thr Phe 1600	Ile Lys Lys Val Thr Cys Thr Asn 1605
Ala Glu 1610	Leu Val Lys Gly Arg 1615	Gln Tyr Leu Ile Met Gly Lys Glu 1620
Ala Leu 1625	Gln Ile Lys Tyr Asn 1630	Phe Ser Phe Arg Tyr Ile Tyr Pro 1635

Leu Asp Ser Leu Thr Trp Ile Glu Tyr Trp Pro Arg Asp Thr Thr
 1640 1645 1650

Cys Ser Ser Cys Gln Ala Phe Leu Ala Asn Leu Asp Glu Phe Ala
 1655 1660 1665

Glu Asp Ile Phe Leu Asn Gly Cys
 1670 1675

<210> 761

<211> 170

<212> PRT

<213> Ornithodoros moubata

<400> 761

Met Asp Ser Glu Ser Asp Cys Thr Gly Ser Glu Pro Val Asp Ala Phe
 1 5 10 15

Gln Ala Phe Ser Glu Gly Lys Glu Ala Tyr Val Leu Val Arg Ser Thr
 20 25 30

Asp Pro Lys Ala Arg Asp Cys Leu Lys Gly Glu Pro Ala Gly Glu Lys
 35 40 45

Gln Asp Asn Thr Leu Pro Val Met Met Thr Phe Lys Asn Gly Thr Asp
 50 55 60

Trp Ala Ser Thr Asp Trp Thr Phe Thr Leu Asp Gly Ala Lys Val Thr
 65 70 75 80

Ala Thr Leu Gly Asn Leu Thr Gln Asn Arg Glu Val Val Tyr Asp Ser
 85 90 95

Gln Ser His His Cys His Val Asp Lys Val Glu Lys Glu Val Pro Asp
 100 105 110

Tyr Glu Met Trp Met Leu Asp Ala Gly Gly Leu Glu Val Glu Val Glu
 115 120 125

Cys Cys Arg Gln Lys Leu Glu Glu Leu Ala Ser Gly Arg Asn Gln Met
 130 135 140

Tyr Pro His Leu Lys Asp Cys Gly Gly Gly Gly Ser Glu Asn Leu Tyr
 145 150 155 160

Phe Gln Gly Ser His His His His His His
 165 170

<210> 762

<211> 1676

<212> PRT

<213> Macaca fascicularis

<220>

<221> misc_feature

<222> 63)..(63)

<223> Xaa can be any naturally occurring amino acid

<220>

<221> misc_feature

<222> (1346)..(1346)

<223> Xaa can be any naturally occurring amino acid

<400> 762

Met Gly Leu Leu Gly Ile Leu Cys Phe Leu Ile Phe Leu Gly Lys Thr
1 5 10 15

Trp Gly Gln Glu Gln Thr Tyr Val Ile Ser Ala Pro Lys Ile Phe Arg
20 25 30

Val Gly Ala Ser Glu Asn Ile Val Ile Gln Val Tyr Gly Tyr Thr Glu
35 40 45

Ala Phe Asp Ala Thr Ile Ser Ile Lys Ser Tyr Pro Asp Lys Xaa Phe
50 55 60

Ser Tyr Ser Ser Gly His Val His Leu Ser Ser Glu Asn Lys Phe Gln
65 70 75 80

Asn Ser Ala Val Leu Thr Ile Gln Pro Lys Gln Leu Pro Gly Gly Gln
85 90 95

Asn Gln Val Ser Tyr Val Tyr Leu Glu Val Val Ser Lys His Phe Ser
100 105 110

Lys Ser Lys Lys Ile Pro Ile Thr Tyr Asp Asn Gly Phe Leu Phe Ile
115 120 125

His Thr Asp Lys Pro Val Tyr Thr Pro Asp Gln Ser Val Lys Val Arg
130 135 140

Val Tyr Ser Leu Asn Asp Asp Leu Lys Pro Ala Lys Arg Glu Thr Val
145 150 155 160

Leu Thr Phe Ile Asp Pro Glu Gly Ser Glu Ile Asp Met Val Glu Glu
165 170 175

Ile Asp His Ile Gly Ile Ile Ser Phe Pro Asp Phe Lys Ile Pro Ser
180 185 190

Asn Pro Arg Tyr Gly Met Trp Thr Ile Gln Ala Lys Tyr Lys Glu Asp
195 200 205

Phe Ser Thr Thr Gly Thr Ala Phe Phe Glu Val Lys Glu Tyr Val Leu
210 215 220

Pro His Phe Ser Val Ser Val Glu Pro Glu Ser Asn Phe Ile Gly Tyr
225 230 235 240

- - - - -

Lys Asn Phe Lys Asn Phe Glu Ile Thr Ile Lys Ala Arg Ile Phe Tyr
 245 250 255
 Asn Lys Val Val Thr Glu Ala Asp Val Tyr Ile Thr Phe Gly Ile Arg
 260 265 270
 Glu Asp Leu Lys Asp Asp Gln Lys Glu Met Met Gln Thr Ala Met Gln
 275 280 285
 Asn Thr Met Leu Ile Asn Gly Ile Ala Glu Val Thr Phe Asp Ser Glu
 290 295 300
 Thr Ala Val Lys Glu Leu Ser Tyr Tyr Ser Leu Glu Asp Leu Asn Asn
 305 310 315 320
 Lys Tyr Leu Tyr Ile Ala Val Thr Val Ile Glu Ser Thr Gly Gly Phe
 325 330 335
 Ser Glu Glu Ala Glu Ile Pro Gly Ile Lys Tyr Val Leu Ser Pro Tyr
 340 345 350
 Lys Leu Asn Leu Val Ala Thr Pro Leu Phe Leu Lys Pro Gly Ile Pro
 355 360 365
 Tyr Ser Ile Lys Val Gln Val Lys Asp Ala Leu Asp Gln Leu Val Gly
 370 375 380
 Gly Val Pro Val Thr Leu Asn Ala Gln Thr Ile Asp Val Asn Gln Glu
 385 390 395 400
 Thr Ser Asp Leu Glu Pro Arg Lys Ser Val Thr Arg Val Asp Asp Gly
 405 410 415
 Val Ala Ser Phe Val Val Asn Leu Pro Ser Gly Val Thr Val Leu Glu
 420 425 430
 Phe Asn Val Lys Thr Asp Ala Pro Asp Leu Pro Asp Glu Asn Gln Ala
 435 440 445
 Arg Glu Gly Tyr Arg Ala Ile Ala Tyr Ser Ser Leu Ser Gln Ser Tyr
 450 455 460
 Leu Tyr Ile Asp Trp Thr Asp Asn His Lys Ala Leu Leu Val Gly Glu
 465 470 475 480
 Tyr Leu Asn Ile Ile Val Thr Pro Lys Ser Pro Tyr Ile Asp Lys Ile
 485 490 495
 Thr His Tyr Asn Tyr Leu Ile Leu Ser Lys Gly Lys Ile Ile His Phe
 500 505 510
 Gly Thr Arg Glu Lys Leu Ser Asp Ala Ser Tyr Gln Ser Ile Asn Ile
 515 520 525
 Pro Val Thr Gln Asn Met Val Pro Ser Ser Arg Leu Leu Val Tyr Tyr
 530 535 540
 Ile Val Thr Gly Glu Gln Thr Ala Glu Leu Val Ser Asp Ser Val Trp

545		550		555		560
Leu Asn Ile Glu Glu Lys Cys Gly Asn Gln Leu Gln Val His Leu Ser						
	565			570		575
Pro Asp Ala Asp Thr Tyr Ser Pro Gly Gln Thr Val Ser Leu Asn Met						
	580			585		590
Val Thr Gly Met Asp Ser Trp Val Ala Leu Thr Ala Val Asp Ser Ala						
	595			600		605
Val Tyr Gly Val Gln Arg Arg Ala Lys Lys Pro Leu Glu Arg Val Phe						
	610			615		620
Gln Phe Leu Glu Lys Ser Asp Leu Gly Cys Gly Ala Gly Gly Gly Leu						
	625			630		635
Asn Asn Ala Asn Val Phe His Leu Ala Gly Leu Thr Phe Leu Thr Asn						
	645			650		655
Ala Asn Ala Asp Asp Ser Gln Glu Asn Asp Glu Pro Cys Lys Glu Ile						
	660			665		670
Ile Arg Pro Arg Arg Met Leu Gln Glu Lys Ile Glu Glu Ile Ala Ala						
	675			680		685
Lys Tyr Lys His Leu Val Val Lys Lys Cys Cys Tyr Asp Gly Val Arg						
	690			695		700
Ile Asn His Asp Glu Thr Cys Glu Gln Arg Ala Ala Arg Ile Ser Val						
	705			710		715
Gly Pro Arg Cys Val Lys Ala Phe Thr Glu Cys Cys Val Val Ala Ser						
	725			730		735
Gln Leu Arg Ala Asn Asn Ser His Lys Asp Leu Gln Leu Gly Arg Leu						
	740			745		750
His Met Lys Thr Leu Leu Pro Val Ser Lys Pro Glu Ile Arg Ser Tyr						
	755			760		765
Phe Pro Glu Ser Trp Leu Trp Glu Val His Leu Val Pro Arg Arg Lys						
	770			775		780
Gln Leu Gln Phe Ala Leu Pro Asp Ser Val Thr Thr Trp Glu Ile Gln						
	785			790		795
Gly Val Gly Ile Ser Asn Ser Gly Ile Cys Val Ala Asp Thr Ile Lys						
	805			810		815
Ala Lys Val Phe Lys Asp Val Phe Leu Glu Met Asn Ile Pro Tyr Ser						
	820			825		830
Val Val Arg Gly Glu Gln Val Gln Leu Lys Gly Thr Val Tyr Asn Tyr						
	835			840		845

Arg Thr Ser Gly Met Gln Phe Cys Val Lys Met Ser Ala Val Glu Gly
 850 855 860

Ile Cys Thr Ser Glu Ser Pro Val Ile Asp His Gln Gly Thr Lys Ser
 865 870 875 880

Ser Lys Cys Val Arg Gln Lys Val Glu Gly Ser Ser Asn His Leu Val
 885 890 895

Thr Phe Thr Val Leu Pro Leu Glu Ile Gly Leu Gln Asn Ile Asn Phe
 900 905 910

Ser Leu Glu Thr Ser Phe Gly Lys Glu Ile Leu Val Lys Ser Leu Arg
 915 920 925

Val Val Pro Glu Gly Val Lys Arg Glu Ser Tyr Ser Gly Ile Thr Leu
 930 935 940

Asp Pro Arg Gly Ile Tyr Gly Thr Ile Ser Arg Arg Lys Glu Phe Pro
 945 950 955 960

Tyr Arg Ile Pro Leu Asp Leu Val Pro Lys Thr Glu Ile Lys Arg Ile
 965 970 975

Leu Ser Val Lys Gly Leu Leu Val Gly Glu Ile Leu Ser Ala Val Leu
 980 985 990

Ser Arg Glu Gly Ile Asn Ile Leu Thr His Leu Pro Lys Gly Ser Ala
 995 1000 1005

Glu Ala Glu Leu Met Ser Val Val Pro Val Phe Tyr Val Phe His
 1010 1015 1020

Tyr Leu Glu Thr Gly Asn His Trp Asn Ile Phe His Ser Asp Pro
 1025 1030 1035

Leu Ile Glu Lys Arg Asn Leu Glu Lys Lys Leu Lys Glu Gly Met
 1040 1045 1050

Val Ser Ile Met Ser Tyr Arg Asn Ala Asp Tyr Ser Tyr Ser Val
 1055 1060 1065

Trp Lys Gly Gly Ser Ala Ser Thr Trp Leu Thr Ala Phe Ala Leu
 1070 1075 1080

Arg Val Leu Gly Gln Val His Lys Tyr Val Glu Gln Asn Gln Asn
 1085 1090 1095

Ser Ile Cys Asn Ser Leu Leu Trp Leu Val Glu Asn Tyr Gln Leu
 1100 1105 1110

Asp Asn Gly Ser Phe Lys Glu Asn Ser Gln Tyr Gln Pro Ile Lys
 1115 1120 1125

Leu Gln Gly Thr Leu Pro Val Glu Ala Arg Glu Asn Ser Leu Tyr
 1130 1135 1140

Leu Thr	Ala Phe Thr Val	Ile	Gly Ile Arg Lys	Ala	Phe Asp Ile
1145		1150		1155	
Cys Pro	Leu Val Lys Ile	Asn	Thr Ala Leu Ile	Lys	Ala Asp Thr
1160		1165		1170	
Phe Leu	Leu Glu Asn Thr	Leu	Pro Ala Gln Ser	Thr	Phe Thr Leu
1175		1180		1185	
Ala Ile	Ser Ala Tyr Ala	Leu	Ser Leu Gly Asp	Lys	Thr His Pro
1190		1195		1200	
Gln Phe	Arg Ser Ile Val	Ser	Ala Leu Lys Arg	Glu	Ala Leu Val
1205		1210		1215	
Lys Gly	Asn Pro Pro Ile	Tyr	Arg Phe Trp Lys	Asp	Ser Leu Gln
1220		1225		1230	
His Lys	Asp Ser Ser Val	Pro	Asn Thr Gly Thr	Ala	Arg Met Val
1235		1240		1245	
Glu Thr	Thr Ala Tyr Ala	Leu	Leu Thr Ser Leu	Asn	Leu Lys Asp
1250		1255		1260	
Ile Asn	Tyr Val Asn Pro	Ile	Ile Lys Trp Leu	Ser	Glu Glu Gln
1265		1270		1275	
Arg Tyr	Gly Gly Gly Phe	Tyr	Ser Thr Gln Asp	Thr	Ile Asn Ala
1280		1285		1290	
Ile Glu	Gly Leu Thr Glu	Tyr	Ser Leu Leu Val	Lys	Gln Leu Arg
1295		1300		1305	
Leu Asn	Met Asp Ile Asp	Val	Ala Tyr Lys His	Lys	Gly Pro Leu
1310		1315		1320	
His Asn	Tyr Lys Met Thr	Asp	Lys Asn Phe Leu	Gly	Arg Pro Val
1325		1330		1335	
Glu Val	Leu Leu Asn Asp	Asp	Xaa Val Val Ser	Thr	Gly Phe Gly
1340		1345		1350	
Ser Gly	Leu Ala Thr Val	His	Val Thr Thr Val	Val	His Lys Thr
1355		1360		1365	
Ser Thr	Ser Glu Glu Val	Cys	Ser Phe Tyr Leu	Lys	Ile Asp Thr
1370		1375		1380	
Gln Asp	Val Glu Ala Ser	His	Tyr Arg Gly Tyr	Gly	Asn Ser Asp
1385		1390		1395	
Tyr Lys	Arg Ile Val Ala	Cys	Ala Ser Tyr Lys	Pro	Ser Lys Glu
1400		1405		1410	
Glu Ser	Ser Ser Gly Ser	Ser	His Ala Val Met	Asp	Ile Ser Leu
1415		1420		1425	

Pro Thr	Gly Ile Asn Ala Asn	Glu Glu Asp Leu Lys	Ala Leu Val
1430	1435	1440	
Glu Gly	Val Asp Gln Leu Phe	Thr Asp Tyr Gln Ile	Lys Asp Gly
1445	1450	1455	
His Val	Ile Leu Gln Leu Asn	Ser Ile Pro Ser Ser	Asp Phe Leu
1460	1465	1470	
Cys Val	Arg Phe Arg Ile Phe	Glu Leu Phe Glu Val	Gly Phe Leu
1475	1480	1485	
Ser Pro	Ala Thr Phe Thr Val	Tyr Glu Tyr His Arg	Pro Asp Lys
1490	1495	1500	
Gln Cys	Thr Met Phe Tyr Ser	Thr Ser Asn Ile Lys	Ile Gln Lys
1505	1510	1515	
Val Cys	Glu Gly Ala Thr Cys	Lys Cys Ile Glu Ala	Asp Cys Gly
1520	1525	1530	
Gln Met	Gln Lys Glu Leu Asp	Leu Thr Ile Ser Ala	Glu Thr Arg
1535	1540	1545	
Lys Gln	Thr Ala Cys Asn Pro	Glu Ile Ala Tyr Ala	Tyr Lys Val
1550	1555	1560	
Ile Ile	Thr Ser Ile Thr Thr	Glu Asn Val Phe Val	Lys Tyr Lys
1565	1570	1575	
Ala Thr	Leu Leu Asp Ile Tyr	Lys Thr Gly Glu Ala	Val Ala Glu
1580	1585	1590	
Lys Asp	Ser Glu Ile Thr Phe	Ile Lys Lys Val Thr	Cys Thr Asn
1595	1600	1605	
Ala Glu	Leu Val Lys Gly Arg	Gln Tyr Leu Ile Met	Gly Lys Glu
1610	1615	1620	
Ala Leu	Gln Ile Lys Tyr Asn	Phe Thr Phe Arg Tyr	Ile Tyr Pro
1625	1630	1635	
Leu Asp	Ser Leu Thr Trp Ile	Glu Tyr Trp Pro Arg	Asp Thr Thr
1640	1645	1650	
Cys Ser	Ser Cys Gln Ala Phe	Leu Ala Asn Leu Asp	Glu Phe Ala
1655	1660	1665	
Glu Asp	Ile Phe Leu Asn Gly	Cys	
1670	1675		

REFERENCES CITED IN THE DESCRIPTION

This list of references cited by the applicant is for the reader's convenience only. It does not form part of the European patent document. Even though great care has been taken in compiling the references, errors or omissions cannot be excluded and the EPO disclaims all liability in this regard.

Patent documents cited in the description

- [WO9529697A \[0011\]](#)
- [WO0230985A \[0011\]](#)
- [WO2004007553A \[0011\]](#)
- [WO2009016043A \[0068\]](#)
- [WO2012004384A \[0068\]](#)
- [WO9101743A \[0068\]](#)
- [WO2005097202A \[0069\]](#)
- [WO2009077175A \[0088\] \[0097\] \[0120\]](#)

Non-patent literature cited in the description

- **WOODRUFF et al.** Mol Immunol, 2011, vol. 48, 141631-1642 [\[0002\]](#)
- **RICKLIN et al.** Nat Immunol, 2010, vol. 11, 9785-795 [\[0002\]](#)
- **TACK et al.** Biochem, 1979, vol. 18, 1490-1497 [\[0004\]](#)
- **HAVILAND et al.** J Immun, 1991, vol. 146, 362-368 [\[0004\]](#)
- **MANDERSON et al.** Annu Rev Immunol, 2004, vol. 22, 431-456 [\[0005\]](#)
- **KAIDA et al.** J. Neuroimmun, 2010, vol. 223, 5-12 [\[0005\]](#)
- **CHEN et al.** J Autoimmun, 2010, vol. 34, J276-J286 [\[0005\]](#)
- **FONSECA et al.** J Immunol, 2009, vol. 183, 1375-1383 [\[0006\]](#)
- **TOYKAGOLD** Schweizer Archive Neurol Psych, 2007, vol. 158, 309-321 [\[0006\]](#)
- **OH et al.** Immunol Res, 2008, vol. 40, 224-234 [\[0006\]](#)
- **BONIFATIKISHORE** Mol Immunol, 2007, vol. 44, 999-1010 [\[0006\]](#)
- **CAZENDER et al.** Clinical and Developmental Immunology, 2012, [\[0006\]](#)
- **MARKIEWSKI et al.** Nat Immunol, 2008, vol. 9, 1225-1235 [\[0006\]](#)
- **BRADLEY et al.** Eye, 2011, vol. 25, 683-693 [\[0008\]](#)
- **MANICKAM et al.** J Biol Chem, 2011, vol. 286, 8472-8480 [\[0008\]](#)
- **COPLAND et al.** Clin Exp Immunol, 2009, vol. 159, 303-314 [\[0008\]](#)
- **GENBERG et al.** Transplant, 2008, vol. 85, 1745-1754 [\[0009\]](#)
- **BURNS et al.** Am J Transplant, 2008, vol. 6, 2684-2694 [\[0009\]](#)

- **STEGALL et al.**Am J Transplant, 2011, [0009]
- **QIN et al.**Cell Mol Immunol, 2006, vol. 3, 333-340 [0009]
- **LAPEYRAQUE et al.**N Engl J Med, 2011, vol. 364, 2561-2563 [0011]
- **STEGALL, M. D. et al.**Am J Transplant, 2011, vol. 11, 2405-2413 [0011]
- **OMCINUNN, M. A. et al.**J Immunol, 2005, vol. 174, 2084-2091 [0012]
- **FREDSLUND et al.**Nat Immunol, 2008, vol. 9, 7753-760 [0012]
- **FUNG et al.**Clin Exp Immunol, 2003, vol. 133, 2160-169 [0012]
- **KENANOVA et al.**Expert Opin Drug Deliv, 2006, vol. 3, 153-70 [0014]
- **REILLY et al.**Clin Pharmacokinet, 1995, vol. 28, 126-142 [0014]
- **ZHANG et al.**Expert Rev Clin Immunol, 2010, vol. 6, 269-277 [0080]
- **WARD et al.**The Sci World J, 2010, vol. 10, 2395-2402 [0080]
- **SZEBENI et al.**Adv Drug Delivery Rev, 2011, vol. 63, 1020-1030 [0080]
- **GOODNOUGH et al.**Lancet, 2003, vol. 361, 161-169 [0080]
- **RÜTHER**Nucleic Acids Res, 1982, vol. 10, 5765-5772 [0084]
- **EBELING et al.**Genome Res., 2001, vol. 21, 101746-1756 [0084]
- **FREDSLUND et al.**Nature Immunology, 2008, vol. 9, 753-760 [0084]
- **GRÖNWALL et al.**J Biotechnol, 2007, vol. 128, 162-183 [0086]
- **GUNNERIUSSON et al.**Protein Eng, 1999, vol. 12, 873-878 [0086]
- **ORLOVA et al.**Cancer Res, 2006, vol. 66, 84339-48 [0109]
- **BRADFORD, M.M.**Anal. Biochem., 1976, vol. 72, 248-254 [0143]
- **JONSSON et al.**Protein Engineering, Design & Selection, 2008, vol. 21, 515-527 [0163]
- **MOHAN et al.**Trans Am Ophthalmol Soc, 2005, vol. 103, 76-83 [0200]
- **OTTIGER et al.**Investigative Ophthalmology & Visual Science, 2009, vol. 50, 779-786 [0200]
- **BAKRI et al.**American Academy of Ophthalmology, 2007, vol. 114, 2179-2182 [0200]

P A T E N T K R A V

1. C5-bindende polypeptid omfattende et C5-bindende motiv, *BM*, hvilket motiv består af en aminosyresekvens udvalgt blandt

5 i)

EX₂X₃X₄A X₆X₇EID X₁₁LPNL X₁₆X₁₇X₁₈QW X₂₁AFIX₂₅ X₂₆LX₂₈D,

hvor, uafhængigt af hinanden,

X₂ er udvalgt blandt H, Q, S, T og V;

X₃ er udvalgt blandt I, L, M og V;

10 X₄ er udvalgt blandt A, D, E, H, K, L, N, Q, R, S, T og Y;

X₆ er udvalgt blandt N og W;

X₇ er udvalgt blandt A, D, E, H, N, Q, R, S og T;

X₁₁ er udvalgt blandt A, E, G, H, K, L, Q, R, S, T og Y;

X₁₆ er udvalgt blandt N og T;

15 X₁₇ er udvalgt blandt I, L og V;

X₁₈ er udvalgt blandt A, D, E, H, K, N, Q, R, S og T;

X₂₁ er udvalgt blandt I, L og V;

X₂₅ er udvalgt blandt D, E, G, H, N, S og T;

X₂₆ er udvalgt blandt K og S;

20 X₂₈ er udvalgt blandt A, D, E, H, N, Q, S, T og Y;

og

ii) en aminosyresekvens, som har mindst 86 % similaritet med sekvensen defineret i i), hvor polypeptidet binder sig til C5;

hvor det C5-bindende motiv indgår i et trehelixbundetproteindomæne, og hvor det

25 C5-bindende polypeptid udviser bindingsaktivitet over for human C5 og C5 fra forsøgsdyr såsom mus eller rotte.

2. C5-bindende polypeptid ifølge krav 1, hvor X₃ er udvalgt blandt I, L og V.

3. C5-bindende polypeptid ifølge et hvilket som helst af de foregående krav, hvor X₆ er W.

30 4. C5-bindende polypeptid ifølge et hvilket som helst af de foregående krav, hvor X₁₆ er T.

5. C5-bindende polypeptid ifølge et hvilket som helst af de foregående krav, hvor X₂₆ er K.

6. C5-bindende polypeptid ifølge et hvilket som helst af de foregående krav, hvor
35 aminosyresekvensen er udvalgt blandt en hvilken som helst af SEQ ID NO:1-248; såsom blandt en hvilken som helst af SEQ ID NO:1-12, SEQ ID NO:20, SEQ ID NO:23-24, SEQ ID NO:26-28, SEQ ID NO:32-35, SEQ ID NO:38-39, SEQ ID NO:41, SEQ ID NO:46, SEQ ID NO:49, SEQ ID NO:56-57, SEQ ID NO:59, SEQ ID NO:66, SEQ ID NO:78-79, SEQ ID NO:87, SEQ ID NO:92, SEQ ID NO:106, SEQ ID NO:110, SEQ ID NO:119, SEQ ID NO:125,
40 SEQ ID NO:141, SEQ ID NO:151, SEQ ID NO:161, SEQ ID NO:166, SEQ ID NO:187, SEQ ID NO:197, SEQ ID NO:203, SEQ ID NO:205, SEQ ID NO:215 og SEQ ID NO:243; såsom

blandt en hvilken som helst af SEQ ID NO:1-12.

7. C5-bindende polypeptid ifølge et hvilket som helst af de foregående krav, som omfatter en aminosyresekvens udvalgt blandt:

i)

5 K-[BM]-DPSQS X_aX_bLLX_c EAKKL NDX_dQ;

hvor

[BM] er et C5-bindende motiv som defineret i et hvilket som helst af kravene 1-6;

X_a er udvalgt blandt A og S;

10 X_b er udvalgt blandt N og E;

X_c er udvalgt blandt A, S og C;

X_d er udvalgt blandt A og S;

og

15 ii) en aminosyresekvens, som har mindst 79% similaritet med en hvilken som helst af sekvenserne defineret ovenfor.

8. C5-bindende polypeptid ifølge krav 7, hvor aminosyresekvensen er udvalgt blandt en hvilken som helst af SEQ ID NO:249-496; såsom blandt en hvilken som helst af SEQ ID NO:249-260, SEQ ID NO:268, SEQ ID NO:271-272, SEQ ID NO:274-276, SEQ ID NO:280-283, SEQ ID NO:286-287, SEQ ID NO:289, SEQ ID NO:294, SEQ ID NO:297, SEQ ID NO:304-305, SEQ ID NO:307, SEQ ID NO:314, SEQ ID NO:326-327, SEQ ID NO:335, SEQ ID NO:340, SEQ ID NO:354, SEQ ID NO:358, SEQ ID NO:367, SEQ ID NO:373, SEQ ID NO:389, SEQ ID NO:399, SEQ ID NO:409, SEQ ID NO:414, SEQ ID NO:435, SEQ ID NO:445, SEQ ID NO:451, SEQ ID NO:453, SEQ ID NO:463 og SEQ ID NO:491; såsom blandt en hvilken som helst af SEQ ID NO:249-260.

25 9. C5-bindende polypeptid ifølge et hvilket som helst af kravene 1-8, hvor aminosyresekvensen er udvalgt blandt en hvilken som helst af SEQ ID NO:497-757; såsom blandt en hvilken som helst af SEQ ID NO:497-508, SEQ ID NO:516, SEQ ID NO:519-520, SEQ ID NO:522-524, SEQ ID NO:528-531, SEQ ID NO:534-535, SEQ ID NO:537, SEQ ID NO:542, SEQ ID NO:545, SEQ ID NO:552-553, SEQ ID NO:555, SEQ ID NO:562, SEQ ID NO:574-575, SEQ ID NO:583, SEQ ID NO:588, SEQ ID NO:602, SEQ ID NO:606, SEQ ID NO:615, SEQ ID NO:621, SEQ ID NO:637, SEQ ID NO:647, SEQ ID NO:657, SEQ ID NO:662, SEQ ID NO:683, SEQ ID NO:693, SEQ ID NO:699, SEQ ID NO:701, SEQ ID NO:711, SEQ ID NO:739 og SEQ ID NO:746-757; såsom blandt en hvilken som helst af SEQ ID NO:497-508 og SEQ ID NO:746-757; såsom blandt en hvilken som helst af SEQ ID NO:497, SEQ ID NO:498, SEQ ID NO:499, SEQ ID NO:500, SEQ ID NO:501, SEQ ID NO:746, SEQ ID NO:747 SEQ ID NO:748, SEQ ID NO:750 og SEQ ID NO:753.

10. C5-bindende polypeptid ifølge et hvilket som helst af de foregående krav, hvor det C5-bindende polypeptid binder sig til C5, således at K_D-værdien for interaktionen er højst 1 x 10⁻⁶ M, såsom højst 1 x 10⁻⁷ M, såsom højst 1 x 10⁻⁸ M, såsom højst 1 x 10⁻⁹ M.

11. C5-bindende polypeptid ifølge et hvilket som helst af de foregående krav, omfattende yderligere C-terminale og/eller N-terminale aminosyrer, som forbedrer produktion, oprensning, stabilisering *in vivo* eller *in vitro*, sammenkobling eller påvisning af polypeptidet.

5 12. C5-bindende polypeptid ifølge krav 11, yderligere omfattende et halveringstidsforlængende parti, som øger halveringstiden af det C5-bindende polypeptid *in vivo*, hvor det halveringstidsforlængende parti er et Fc-domæne af et antistof.

13. C5-bindende forbindelse, omfattende mindst ét C5-bindende polypeptid ifølge et hvilket som helst af de foregående krav; mindst ét albuminbindingsdomæne fra streptokokprotein G og mindst ét forbindelsesparti til forbindelse af det mindst ene domæne med den C- eller N-terminale ende af det mindst ene C5-bindende polypeptid.

14. C5-bindende forbindelse ifølge krav 13 med en struktur udvalgt blandt [CBP1]-[L1]-[ALBD];
[CBP1]-[CBP2]-[L1]-[ALBD];
15 [CBP1]-[L1]-[ALBD]-[L2]-[CBP2];
[ALBD]-[L1]-[CBP1];
[ALBD]-[L1]-[CBP1]-[CBP2];
[CBP1]-[L1]-[CBP2]-[L2]-[ALBD]; og
[ALBD]-[L1]-[CAP1]-[L2]-[CBP2]
20 hvor, uafhængigt af hinanden,
[CBP1] og [CBP2] er C5-bindende polypeptider, som kan være ens eller forskellige;
[L1] og [L2] er forbindelsespartier, som kan være ens eller forskellige; og
[ALBD] er et albuminbindingsdomæne fra streptokokprotein G.

15. C5-bindende forbindelse ifølge krav 14, hvor forbindelsespartiet er udvalgt
25 blandt G, GS; [G₂S]_n; [G₃S]_n; [G₄S]_n; GS[G₄S]_n, n er 0-7; [S₂G]_m; [S₃G]_m; [S₄G]_m; m er 0-7, og VDGS.

16. C5-bindende forbindelse ifølge et hvilket som helst af kravene 13-15, hvor det albuminbindende domæne er som gengivet i SEQ ID NO:759.

17. C5-bindende forbindelse ifølge et hvilket som helst af kravene 13-16, hvor hver
30 af de C5-bindende polypeptider uafhængigt er udvalgt blandt polypeptider som defineret i krav 9.

18. Polynukleotid kodende for et polypeptid ifølge et hvilket som helst af kravene 1-12 eller en forbindelse ifølge et hvilket som helst af kravene 13-17.

19. Kombination af et C5-bindende polypeptid ifølge et hvilket som helst af kravene
35 1-12 eller en C5-bindende forbindelse ifølge et hvilket som helst af kravene 13-17 med et terapeutisk middel.

20. C5-bindende polypeptid ifølge et hvilket som helst af kravene 1-12, C5-bindende forbindelse ifølge et hvilket som helst af kravene 13-17 eller kombination ifølge krav 19 til anvendelse i terapi.

21. C5-bindende polypeptid ifølge et hvilket som helst af kravene 1-12, C5-bindende forbindelse ifølge et hvilket som helst af kravene 13-17 eller kombination ifølge krav 19 til behandling af en C5-forbunden tilstand udvalgt blandt inflammatorisk sygdom; autoimmunsygdom, infektionssygdom, hjerte-kar-sygdom, neurodegenerative lidelser;
- 5 cancer; implanteringsskade; sår, øjensygdom; nyresygdom; lungesygdom; hæmatologiske sygdomme; allergiske sygdomme og dermatologiske sygdomme, såsom til behandling af paroxysmal natlig hæmoglobinuri (PNH).

DRAWINGS

Fig. 1		
Polypeptide	Amino Acid Sequence	SEQ ID NO :
CEM06175	EVLAEWDEIDRLPNLTIEQWLAFFINKLDD	1
CEM08044	EVLAEWNEIDRLPNLTIEQWLAFFINKLDD	2
CEM05998	EVLAEWNEIDRLPNLTIEQWLAFFINKLDD	3
CEM06009	EVLAEWDEIDRLPNLTIDQWLAFFINKLDD	4
CEM06079	EVLDAWDEIDALPNLTIEQWLAFFINKLDD	5
CEM06126	EVLDAWDEIDRLPNLTIDQWLAFFINKLDD	6
CEM06140	ETLEAWDEIDRLPNLTIEQWLAFFINKLDD	7
CEM06189	EVLDAWNEIDALPNLTIDQWLAFFINKLDD	8
CEM06214	EVLDAWDEIDRLPNLTIDQWLAFFINKLDD	9
CEM06215	EVLAEWDEIDHLPNLTIDQWLAFFINKLDD	10
CEM06226	EVLAEWDEIDALPNLTIEQWLAFFINKLDD	11
CEM06018	EVLDAWDEIDRLPNLTIEQWLAFFINKLDD	12
CEM05477	ETTTAWDEIDRLPNLTIEQWLAFFISKLED	13
CEM05363	ESMKAWDEIDRLPNLTINQWVAFFIDSLYD	14
CEM05483	ESIEAWTEIDHLPNLTIEQWLAFFINKLTD	15
CEM05538	EVLDAWHEIDTLPNLTIVRQWLAFFISKLED	16
CEM05692	EHIQANEIDRLPNLTIKQWLAFFINKLHD	17
CEM05994	EVLHAWAEIDALPNLTIEQWLAFFINKLDD	18
CEM05995	EVLAEWDEIDSLPNLTIDQWLAFFINKLDD	19
CEM05996	EVLDAWNEIDALPNLTIEQWLAFFINKLDD	20
CEM05997	EVLDAWNEIDALPNLTIDQWLAFFINKLSD	21
CEM05999	EVLAEWDEIDGLPNLTIEQWLAFFINKLDD	22
CEM06000	EVLAEWDEIDHLPNLTIDQWLAFFINKLDD	23

CEM06001	EVIEAWNEIDALPNLTIEQWLAFINKLDD	24
CEM06002	EVIAAWNEIDRLPNLTLTQWLAFINKLDD	25
CEM06003	EVIEAWDEIDALPNLTQQWLAFINKLDD	26
CEM06004	EVIAAWDEIDKLPNLTIEQWLAFINKLDD	27
CEM06005	EVIAAWDEIDKLPNLTQQWLAFINKLDD	28
CEM06006	ETIAAWDEIDKLPNLTIEQWLAFINKLDD	29
CEM06007	ETIEAWNEIDRLPNLTIEQWLAFINKLDD	30
CEM06008	EVLEAWREIDALPNLTQQWLAFINKLDD	31
CEM06010	EVIEAWDEIDQLPNLTIEQWLAFINKLDD	32
CEM06011	EVLEAWDEIDHLPNLTIEQWLAFINKLDD	33
CEM06012	EVLEAWDEIDRLPNLTINQWLAFINKLDD	34
CEM06013	EVIDAWNEIDHLPNLTIEQWLAFINKLDD	35
CEM06014	EVIDAWNEIDKLPNLTIEQWLAFINKLDD	36
CEM06015	ETLEAWDEIDQLPNLTQQWLAFINKLDD	37
CEM06016	EVIEAWNEIDALPNLTLDQWLAFINKLDD	38
CEM06017	EVIDAWNEIDRLPNLTQQWLAFINKLDD	39
CEM06019	EVIDAWNEIDQLPNLTIEQWLAFINKLDD	40
CEM06020	ETIAAWDEIDHLPNLTIEQWLAFINKLDD	41
CEM06024	EVLEAWDEIDHLPNLTQQWLAFINKLSD	42
CEM06025	ETLHAWAEIDRLPNLTIEQWLAFINKLDD	43
CEM06026	EVLEAWNEIDHLPNLTIAQWLAFINKLDD	44
CEM06027	EVIEAWDEIDKLPNLTIAQWLAFINKLDD	45
CEM06028	EVIDAWDEIDHLPNLTQQWLAFINKLDD	46
CEM06029	ETIEAWNEIDKLPNLTLTQWLAFINKLDD	47
CEM06030	EVLEAWNEIDLLPNLTIEQWLAFINKLDD	48
CEM06031	EVIEAWDEIDHLPNLTIDQWLAFINKLDD	49

CEM06032	EVI SAWNEIDALPNLTLOQWLAFINKLDD	50
CEM06033	EVIAAWNEIDKLPNLTLEQWLAFINKLDD	51
CEM06034	ETIEAWNEIDSLPNLTLDQWLAFINKLDD	52
CEM06035	EVLDAWNEIDQLPNLTLOQWLAFINKLDD	53
CEM06037	EVLAAWNEIDHLPNLTIEQWLAFINKLDD	54
CEM06038	EVLEAWDEIDHLPNLTITQWLAFINKLDD	55
CEM06039	ETIDAWNEIDHLPNLTIEQWLAFINKLDD	56
CEM06040	EVIEAWNEIDHLPNLTIOQWLAFINKLDD	57
CEM06041	EVIQAWNEIDALPNLTISQWLAFINKLDD	58
CEM06043	EVIAWNEIDSLPNLTIEQWLAFINKLDD	59
CEM06044	EHIEAWNEIDALPNLTIEQWLAFINKLOD	60
CEM06045	EVLEAWNEIDKLPNLTLDQWLAFINKLDD	61
CEM06047	EVIDAWNEIDHLPNLTIEQWLAFINKLAD	62
CEM06048	ETIDAWNEIDKLPNLTIEQWLAFINKLDD	63
CEM06049	EVIAWNEIDLIPNLTLOQWLAFINKLAD	64
CEM06050	EVIHAWNEIDKLPNLTIEQWLAFINKLDD	65
CEM06051	EVIAAWNEIDHLPNLTIEQWLAFINKLDD	66
CEM06052	ETIDAWNEIDKLPNLTLSQWLAFINKLDD	67
CEM06053	EVLEAWNEIDALPNLTLEQWLAFINKLDD	68
CEM06054	EVIQAWNEIDHLPNLTISQWLAFINKLDD	69
CEM06055	EVLQAWNEIDSLPNLTIEQWLAFINKLDD	70
CEM06056	ETLEAWNEIDHLPNLTIAQWLAFINKLDD	71
CEM06057	ETIDAWNEIDRLPNLTISQWLAFINKLDD	72
CEM06058	EVIDAWNEIDHLPNLTIOQWLAFINKLDD	73
CEM06059	EQIRAWNEIDKLPNLTIEQWLAFINKLAD	74
CEM06060	ETLYAWNEIDKLPNLTIEQWLAFIEKLQD	75

CEM06061	EVIEAWNEIDALPNLTIDQWLAFINKLDD	76
CEM06062	EVIEAWNEIDHLPNLTIQWLAFINKLDD	77
CEM06063	ETIEAWDEIDALPNLTIEQWLAFINKLDD	78
CEM06065	EVIEAWNEIDHLPNLTQWLAFINKLDD	79
CEM06066	EVIEAWNEIDKLPNLTIQWLAFINKLDD	80
CEM06068	ETIDAWAEIDHLPNLTIDQWLAFINKLDD	81
CEM06069	EHIDAWNEIDALPNLTLSQWLAFINKLDD	82
CEM06070	EVLDANNEIDKLPNLTIAQWLAFINKLDD	83
CEM06071	EVIEAWTEIDYLPNLTQWLAFINKLDD	84
CEM06072	ETIEAWNEIDHLPNLTIAQWLAFINKLDD	85
CEM06073	EVIQAWNEIDKLPNLTIEQWLAFINKLDD	86
CEM06074	EVIEAWDEIDHLPNLTIEQWLAFINKLDD	87
CEM06075	ETIDAWNEIDLLPNLTIEQWLAFINKLDD	88
CEM06076	EHIDAWNEIDKLPNLTIDQWLAFINKLDD	89
CEM06077	EVVAWNEIDALPNLTIEQWLAFINKLND	90
CEM06080	EVIEAWNEIDALPNLTIAQWLAFINKLDD	91
CEM06081	EVLQAWDEIDRPNLTIDQWLAFINKLDD	92
CEM06082	EVIDAWDEIDHLPNLTIEQWLAFINKLSD	93
CEM06083	EVVEAWNEIDQLPNLTIEQWLAFINKLDD	94
CEM06084	EVIQAWNEIDALPNLTIEQWLAFINKLDD	95
CEM06085	EVIQAWDEIDKLPNLTIDQWLAFINKLAD	96
CEM06086	EVVAWDEIDALPNLTITQWLAFINKLDD	97
CEM06087	EVIQAWNEIDGLPNLTLSQWLAFINKLDD	98
CEM06088	ETIEAWDEIDALPNLTITQWLAFINKLDD	99
CEM06089	EVIDAWNEIDHLPNLTIQWLAFINKLAD	100
CEM06090	ETIEAWNEIDALPNLTIDQWLAFINKLED	101

CEM06091	EHIHAWNEIDELPNLTIEQWLAFINKLAD	102
CEM06092	EVIDAWDEIDHLPNLTIDQWLAFINKLSD	103
CEM06093	EVIDANDEIDALPNLTIAQWLAFINKLHD	104
CEM06095	ETIEAWDEIDKLPNLTIEQWLAFINKLDD	105
CEM06097	EVLAWDEIDHLPNLTIEQWLAFINKLDD	106
CEM06098	EHIDAWNEIDGLPNLTIEQWLAFINKLDD	107
CEM06099	EVTEANSEIDALPNLTIDQWLAFINKLAD	108
CEM06100	EQLNAWAEIDALPNLTIEQWLAFINKLDD	109
CEM06101	EVIDANNEIDALPNLTIAQWLAFINKLDD	110
CEM06103	ETIDANNEIDQLPNLTIEQWLAFINKLDD	111
CEM06104	EVIEAWDEIDKLPNLTIAQWLAFINKLDD	112
CEM06105	EVLXAWAEIDHLPNLTIEQWLAFINKLDD	113
CEM06107	EQIDAWNEIDRLPNLTIOQWLAFINKLDD	114
CEM06108	EVLAAWDEIDRLPNLTIEQWLAFINKLDD	115
CEM06109	EVIEAWDEIDHLPNLTILHQWLAFINKLDD	116
CEM06110	EVIEAWNEIDKLPNLTIOQWLAFINKLDD	117
CEM06111	EVIDANDEIDALPNLTIEQWLAFINKLHD	118
CEM06112	EVIAAWDEIDALPNLTIEQWLAFINKLDD	119
CEM06113	EVIEAWTEIDQLPNLTIDQWLAFINKLDD	120
CEM06114	EVINAWNEIDALPNLTIOQWLAFINKLDD	121
CEM06115	EHIEAWDEIDHLPNLTIDQWLAFINKLAD	122
CEM06116	EHLEAWREIDALPNLTIEQWLAFINKLDD	123
CEM06117	EVLDAWNEIDKLPNLTIOQWLAFINKLDD	124
CEM06118	EVIAAWDEIDHLPNLTIOQWLAFINKLDD	125
CEM06119	EVIAQAWNEIDALPNLTIEQWLAFINKLDD	126
CEM06121	EVIDANNEIDHLPNLTIAQWLAFINKLDD	127

CEM06122	EQLDAWDEIDHLPNLTIDQWLAFINKLSD	128
CEM06123	EVINAWDEIDKLPNLTIEQWLAFINKLDD	129
CEM06124	EVLEAWNEIDHLPNLTIDQWLAFINKLDD	130
CEM06125	EVLAWDEIDRLPNLTIDQWLAFINKLAD	131
CEM06127	EVIAAWNEIDQLPNLTIDQWLAFINKLDD	132
CEM06128	ETLLAWDEIDALPNLTIEQWLAFINKLDD	133
CEM06129	EVIDAWNEIDTLPNLTIEQWLAFINKLDD	134
CEM06131	EVLHAWNEIDHLPNLTINQWLAFINKLQD	135
CEM06132	EVIQAWNEIDALPNLTIAQWLAFINKLDD	136
CEM06133	ETVDAWNEIDALPNLTIEQWLAFINKLDD	137
CEM06134	EVIQAWDEIDHLPNLTIDQWLAFINKLDD	138
CEM06135	EVLDAWNEIDQLPNLTIQQWLAFINKLDD	139
CEM06136	ETTEAWNEIDALPNLTIDQWLAFINKLDD	140
CEM06137	EVTEAWDEIDALPNLTIDQWLAFINKLDD	141
CEM06138	EVIEAWNEIDQLPNLTIQQWLAFINKLDD	142
CEM06139	EVIEAWTEIDHLPNLTIEQWLAFINKLDD	143
CEM06141	EVIQAWNEIDHLPNLTLOQWLAFINKLED	144
CEM06142	EVIQANNEIDQLPNLTIEQWLAFINKLHD	145
CEM06143	EVLHAWNEIDKLPNLTIEQWLAFINKLDD	146
CEM06144	ETIQAWDEIDKLPNLTIDQWLAFINKLSD	147
CEM06145	ETIRAWDEIDKLPNLTIOQWLAFINKLAD	148
CEM06146	EVIDAWNEIDHLPNLTIEQWLAFINKLED	149
CEM06147	EVIDAWNEIDHLPNLTIOQWLAFINKLAD	150
CEM06148	ETIDAWNEIDALPNLTIDQWLAFINKLDD	151
CEM06149	EVIEAWNEIDQLPNLTIEQWLAFINKLDD	152
CEM06150	EVIRAWDEIDQLPNLTLSQWLAFINKLDD	153

CEM06151	EVIEAWNEIDRLPNLTTHQWLAFINKLDD	154
CEM06152	ETIEAWNEIDQLPNLTIEQWLAFINKLDD	155
CEM06153	EVLTAWAEIDALPNLTLSQWLAFINKLDD	156
CEM06154	EVIEAWDEIDKLPNLTVDQWLAFINKLDD	157
CEM06155	EVIDAWNEIDHLPNLTLTQWLAFINKLDD	158
CEM06156	EVIEAWNEIDQLPNLTLDQWLAFINKLDD	159
CEM06157	ETLQAWDEIDHLPNLTINQWLAFINKLDD	160
CEM06158	EVIDAWNEIDHLPNLTIEQWLAFINKLDD	161
CEM06159	EVIEAWNEIDLLPNLTLSQWLAFINKLDD	162
CEM06160	EVIDAWDEIDRLPNLTCLKQWLAFINKLDD	163
CEM06161	ETLHAWDEIDKLPNLTIEQWLAFINKLDD	164
CEM06162	EVIKAWDEIDHLPNLTINQWLAFINKLDD	165
CEM06163	EVIEAWNEIDHLPNLTIAQWLAFINKLDD	166
CEM06164	EVIQAWNEIDHLPNLTIDQWLAFITKLED	167
CEM06165	EVIEAWNEIDRLPNLTIKQWLAFINKLDD	168
CEM06167	EVIEAWNEIDSLPNLTLOQWLAFINKLDD	169
CEM06168	ETIDAWNEIDKLPNLTIEQWLAFINKLDD	170
CEM06169	EVLEAWAEIDALPNLTIAQWLAFINKLDD	171
CEM06170	ETIDAWNEIDRLPNLTIEQWLAFINKLDD	172
CEM06171	ETLKAWDEIDRLPNLTIEQWLAFINKLDD	173
CEM06172	ETIAAWNEIDALPNLTLOQWLAFINKLDD	174
CEM06173	EVLQAWNEIDHLPNLTIQQWLAFINKLDD	175
CEM06174	EVIEAWSEIDHLPNLTLOQWLAFINKLDD	176
CEM06176	EVIDAWNEIDGLPNLTIEQWLAFINKLDD	177
CEM06178	EVIHAWNEIDHLPNLTINQWLAFINKLED	178
CEM06179	EVIDAWNEIDSLPNLTLDQWLAFINKLDD	179

CEM06180	EQIEAWNEIDRLPNLTLEQWLAFINKLDD	180
CEM06181	EVVDANNEIDALPNLTLOQWLAFINKLDD	181
CEM06182	EVIEAWNEIDKLPNLTIEQWLAFINKLDD	182
CEM06183	EVIEANDEIDRLPNLTIEQWLAFINKLHD	183
CEM06184	ETLQAWDEIDKLPNLTIEQWLAFINKLDD	184
CEM06185	EVIEAWDEIDHLPNLTIDQWLAFINKLAD	185
CEM06186	ETIDAWNEIDHLPNLTLOQWLAFINKLAD	186
CEM06187	EVIDAWNEIDKLPNLTIEQWLAFINKLDD	187
CEM06188	EVIEAWNEIDKLPNLTIAQWLAFINKLDD	188
CEM06190	EVLQAWNEIDKLPNLTIOQWLAFINKLDD	189
CEM06191	EVIAAWNEIDGLPNLTLOQWLAFINKLDD	190
CEM06192	ETINAWNEIDALPNLTLOQWLAFINKLDD	191
CEM06193	EVLAWNEIDQLPNLTIEQWLAFINKLDD	192
CEM06194	ETLEAWNEIDHLPNLTLOQWLAFINKLDD	193
CEM06195	EQIEAWNEIDHLPNLTLOQWLAFINKLAD	194
CEM06196	EVVEAWNEIDKLPNLTIEQWLAFINKLDD	195
CEM06197	EVLEAWNEIDELPNLTIEQWLAFINKLDD	196
CEM06198	EVIDAWNEIDQLPNLTLOQWLAFINKLDD	197
CEM06199	ETIDAWNEIDKLPNLTLSQWLAFINKLDD	198
CEM06200	ETIDAWNEIDQLPNLTLOQWLAFINKLDD	199
CEM06201	EVTQAWNEIDALPNLTINQWLAFINKLDD	200
CEM06202	EVIDAWAEIDQLPNLTLOQWLAFINKLDD	201
CEM06203	EHIAAWNEIDALPNLTIEQWLAFINKLDD	202
CEM06206	EVIRAWNEIDALPNLTIEQWLAFINKLDD	203
CEM06207	EVIDAWNEIDALPNLTIDQWLAFINKLAD	204
CEM06208	EVIDAWNEIDRLPNLTIOQWLAFINKLDD	205

CEM06209	EVITAWNEIDHLPNLTLSQWLAFINKLDD	206
CEM06210	EVIDAWNEIDALPNLTIHQWLAFINKLDD	207
CEM06211	EQLKAWDEIDKLPNLTIEQWLAFIEKLQD	208
CEM06212	EHIDAWTEIDHLPNLTIEQWLAFINKLDD	209
CEM06213	EQLRAWDEIDKLPNLTIEQWLAFINKLQD	210
CEM06216	EVLEAWREIDSLPNLTIAQWLAFINKLDD	211
CEM06217	EVIQAWNEIDKLPNLTIEQWLAFINKLDD	212
CEM06218	EHVEAWNEIDQLPNLTIEQWLAFINKLAD	213
CEM06219	EVIDAWDEIDALPNLTIDQWLAFINKLSD	214
CEM06220	EVIEAWNEIDHLPNLTIEQWLAFINKLDD	215
CEM06221	EVLQAWDEIDKLPNLTIEQWLAFINKLSD	216
CEM06222	EVIKAWNEIDSIPNLTIEQWLAFINKLDD	217
CEM06223	EVLEAWHEIDLLPNLTIQQWLAFINKLDD	218
CEM06224	EVLEAWTEIDRLPNLTIQWLAFINKLDD	219
CEM06225	EQLYAWNEIDHLPNLTIEQWLAFIEKLQD	220
CEM06227	EVLNAWDEIDKLPNLTIKQWLAFINKLDD	221
CEM06228	EVIRAWDEIDKLPNLTVEQWLAFINKLDD	222
CEM06230	EVVQAWDEIDQLPNLTIEQWLAFINKLDD	223
CEM06231	EVIRAWDEIDQLPNLTIEQWLAFINKLDD	224
CEM06232	ETIDAWNEIDHLPNLTIDQWLAFINKLDD	225
CEM06233	EVVAAWTEIDLLPNLTIQWLAFINKLDD	226
CEM06234	EVVAAWDEIDALPNLTIEQWLAFINKLSD	227
CEM06235	ETLEAWREIDSIPNLTIEQWLAFINKLDD	228
CEM06236	EVIKAWNEIDHLPNLTIDQWLAFINKLDD	229
CEM06237	EVLEAWTEIDKLPNLTIDQWLAFINKLDD	230
CEM06238	ETLEAWDEIDKLPNLTIDQWLAFINKLDD	231

CEM06239	EVIEAWNEIDKLPNLTIDQWLAFINKLDD	232
CEM06240	ETIDAWNEIDKLPNLTLEQWLAFINKLDD	233
CEM06241	ETLDAWDEIDALPNLTIDQWLAFINKLED	234
CEM06242	EVLAWNEIDHLPNLTIQQWLAFINKLDD	235
CEM06244	EVIQANDEIDKLPNLTIEQWLAFIHKLHD	236
CEM06245	EHLDADWEIDHLPNLTIOQWLAFINKLIAD	237
CEM06246	EVIQAWNEIDQLPNLTIEQWLAFINKLDD	238
CEM06247	EVIEAWNEIDYLPNLTIAQWLAFINKLDD	239
CEM06248	ETIQAWDEIDRLPNLTIOQWLAFINKLDD	240
CEM06249	ETIQAWDEIDKLPNLTIEQWLAFINKLDD	241
CEM06250	ETLDAAEIDHLPNLTIEQWLAFINKLDD	242
CEM06251	EVIEAWNEIDKLPNLTINQWLAFINKLDD	243
CEM06252	EVIDAWNEIDQLPNLTIEQWLAFINKLDD	244
CEM06253	EVLHAWNEIDHLPNLTIEQWLAFIEKLED	245
CEM06254	EVIEAWQEIIDKLPNLTIDQWLAFINKLDD	246
CEM06257	EVVDANNEIDQLPNLTIEQWLAFINKLDD	247
CEM06258	EQIEAWNEIDALPNLTIEQWLAFINKLIAD	248
P06175	KEVLEAWDEIDRLPNLTIEQWLAFINKLDDDDPSQSELLSEAKKLNDSQ	249
P08044	KEVLEAWNEIDRLPNLTIEQWLAFINKLDDDDPSQSELLSEAKKLNDSQ	250
P05998	KEVIEAWNEIDRLPNLTIEQWLAFINKLDDDDPSQSELLSEAKKLNDSQ	251
P06009	KEVLEAWDEIDRLPNLTIDQWLAFINKLDDDDPSQSELLSEAKKLNDSQ	252
P06079	KEVLDANWEIDALPNLTIEQWLAFINKLDDDDPSQSELLSEAKKLNDSQ	253
P06126	KEVIDANWEIDRLPNLTIDQWLAFINKLDDDDPSQSELLSEAKKLNDSQ	254
P06140	KETLEAWDEIDRLPNLTIEQWLAFINKLDDDDPSQSELLSEAKKLNDSQ	255
P06189	KEVIDANWEIDALPNLTIDQWLAFINKLDDDDPSQSELLSEAKKLNDSQ	256
P06214	KEVLDANWEIDKLPNLTIDQWLAFINKLDDDDPSQSELLSEAKKLNDSQ	257

P06215	KEVLEAWDEIDHLPNLTLDQWLAFLNKLDDDPQSSELLSEAKKINDSQ	258
P06226	KEVLEAWDEIDALPNLTIEQWLAFLNKLDDDPQSSELLSEAKKINDSQ	259
P06018	KEVLDAWDEIDKLPNLTLEQWLAFLNKLDDDPQSSELLSEAKKINDSQ	260
P05477	KETITAWDEIDKLPNLTIEQWLAFLNKLDDDPQSSELLSEAKKINDAQ	261
P05363	KESMKAWDEIDRLPNLNINQWVAFIDSLYDDPSQSANLLAEAKKINDAQ	262
P05483	KESIEAWTEIDHLPNLTIEQWLAFLNKLTDTPQSSELLAEAKKINDAQ	263
P05538	KEVLDAWHEIDTLPNLTVRQWLAFTSKLEDDPSQSSELLAEAKKINDAQ	264
P05692	KEHIQANEEIDRLPNLTIKQWLAFLNKLHDDDPQSSELLAEAKKINDAQ	265
P05994	KEVLHAWAEIDALPNLTIEQWLAFLNKLDDDPQSSELLSEAKKINDSQ	266
P05995	KEVLAAWDEIDSLPNLTLOQWLAFLNKLDDDPQSSELLSEAKKINDSQ	267
P05996	KEVIDAWNEIDALPNLTLEQWLAFLNKLDDDPQSSELLSEAKKINDSQ	268
P05997	KEVLDAWNEIDALPNLTIDQWLAFLNKLSDDPQSSELLSEAKKINDSQ	269
P05999	KEVIEAWDEIDGLPNLTIEQWLAFLNKLDDDPQSSELLSEAKKINDSQ	270
P06000	KEVLEAWDEIDHLPNLTLOQWLAFLNKLDDDPQSSELLSEAKKINDSQ	271
P06001	KEVIEAWNEIDALPNLTIEQWLAFLNKLDDDPQSSELLSEAKKINDSQ	272
P06002	KEVIAAWNEIDRLPNLTLTQWLAFLNKLDDDPQSSELLSEAKKINDSQ	273
P06003	KEVIEAWDEIDALPNLTLOQWLAFLNKLDDDPQSSELLSEAKKINDSQ	274
P06004	KEVIAAWDEIDKLPNLTIEQWLAFLNKLDDDPQSSELLSEAKKINDSQ	275
P06005	KEVIAAWDEIDKLPNLTLOQWLAFLNKLDDDPQSSELLSEAKKINDSQ	276
P06006	KETIAAWDEIDKLPNLTIEQWLAFLNKLDDDPQSSELLSEAKKINDSQ	277
P06007	KETIEAWNEIDRLPNLTIEQWLAFLNKLDDDPQSSELLSEAKKINDSQ	278
P06008	KEVLEAWREIDALPNLTIOQWLAFLNKLDDDPQSSELLSEAKKINDSQ	279
P06010	KEVIEAWDEIDQLPNLTIEQWLAFLNKLDDDPQSSELLSEAKKINDSQ	280
P06011	KEVLRAWDEIDHLPNLTLEQWLAFLNKLDDDPQSSELLSEAKKINDSQ	281
P06012	KEVLEAWDEIDRLPNLTINQWLAFLNKLDDDPQSSELLSEAKKINDSQ	282
P06013	KEVLDAWNEIDHLPNLTIEQWLAFLNKLDDDPQSSELLSEAKKINDSQ	283

P06014	KEVIDAWNEIDKLPNLTIEQWLAFAFINKLDDDPQSSELLSEAKKINDSQ	284
P06015	KETLEAWDEIDQLPNLTLOQWLAFAFINKLDDDPQSSELLSEAKKINDSQ	285
P06016	KEVIEAWNEIDALPNLTLDQWLAFAFINKLDDDPQSSELLSEAKKINDSQ	286
P06017	KEVIDAWNEIDRLPNLTLOQWLAFAFINKLDDDPQSSELLSEAKKINDSQ	287
P06019	KEVIDAWNEIDQLPNLTLEQWLAFAFINKLDDDPQSSELLSEAKKINDSQ	288
P06020	KETIAAWDEIDHLPNLTLEQWLAFAFINKLDDDPQSSELLSEAKKINDSQ	289
P06024	KEVLQAWDEIDHLPNLTIOQWLAFAFINKLDDDPQSSELLSEAKKINDSQ	290
P06025	KETHAWAEIDRLPNLTIEQWLAFAFINKLDDDPQSSELLSEAKKINDSQ	291
P06026	KEVLEAWNEIDHLPNLTIAQWLAFAFINKLDDDPQSSELLSEAKKINDSQ	292
P06027	KEVIEAWDEIDKLPNLTIAQWLAFAFINKLDDDPQSSELLSEAKKINDSQ	293
P06028	KEVLDAWDEIDHLPNLTLOQWLAFAFINKLDDDPQSSELLSEAKKINDSQ	294
P06029	KETIEAWNEIDKLPNLTLOQWLAFAFINKLDDDPQSSELLSEAKKINDSQ	295
P06030	KEVLEAWNEIDLLPNLTIEQWLAFAFINKLDDDPQSSELLSEAKKINDSQ	296
P06031	KEVIEAWDEIDHLPNLTIDQWLAFAFINKLDDDPQSSELLSEAKKINDSQ	297
P06032	KEVISAWNEIDALPNLTLOQWLAFAFINKLDDDPQSSELLSEAKKINDSQ	298
P06033	KEVIAAWNEIDKLPNLTLEQWLAFAFINKLDDDPQSSELLSEAKKINDSQ	299
P06034	KETIEAWNEIDSLPNLTLDQWLAFAFINKLDDDPQSSELLSEAKKINDSQ	300
P06035	KEVLDAWNEIDQLPNLTLOQWLAFAFINKLDDDPQSSELLSEAKKINDSQ	301
P06037	KEVLAAWNEIDHLPNLTIEQWLAFAFINKLDDDPQSSELLSEAKKINDSQ	302
P06038	KEVLEAWDEIDHLPNLTITQWLAFAFINKLDDDPQSSELLSEAKKINDSQ	303
P06039	KETIDAWNEIDHLPNLTIEQWLAFAFINKLDDDPQSSELLSEAKKINDSQ	304
P06040	KEVIEAWNEIDHLPNLTIOQWLAFAFINKLDDDPQSSELLSEAKKINDSQ	305
P06041	KEVIOAWNEIDALPNLTISQWLAFAFINKLDDDPQSSELLSEAKKINDSQ	306
P06043	KEVIAAWDEIDSLPNLTIEQWLAFAFINKLDDDPQSSELLSEAKKINDSQ	307
P06044	KEHIEAWNEIDALPNLTIEQWLAFAFINKLDDDPQSSELLSEAKKINDSQ	308
P06045	KEVLEAWNEIDKLPNLTLDQWLAFAFINKLDDDPQSSELLSEAKKINDSQ	309

P06047	KEVIDAWNEIDHLPNLTIEQWLAFLINKLADDPQSSELLSEAKKINDSQ	310
P06048	KETIDAWDEIDKLPNLTIEQWLAFLINKLDDDPQSSELLSEAKKINDSQ	311
P06049	KEVIAAWDEIDLLPNLTLOQWLAFLINKLADDPQSSELLSEAKKINDSQ	312
P06050	KEVIHAWDEIDKLPNLTIEQWLAFLINKLDDDPQSSELLSEAKKINDSQ	313
P06051	KEVIAAWNEIDHLPNLTIEQWLAFLINKLDDDPQSSELLSEAKKINDSQ	314
P06052	KETLDAWNEIDKLPNLTLSQWLAFLINKLDDDPQSSELLSEAKKINDSQ	315
P06053	KEVLEAWNEIDALPNLTIEQWLAFLINKLDDDPQSSELLSEAKKINDSQ	316
P06054	KEVIQAWDEIDHLPNLTISQWLAFLINKLDDDPQSSELLSEAKKINDSQ	317
P06055	KEVLQAWDEIDSLPNLTIEQWLAFLINKLDDDPQSSELLSEAKKINDSQ	318
P06056	KETLEAWDEIDHLPNLTIAQWLAFLINKLDDDPQSSELLSEAKKINDSQ	319
P06057	KETIDAWNEIDRLPNLTISQWLAFLINKLDDDPQSSELLSEAKKINDSQ	320
P06058	KEVLDAWHEIDHLPNLTIOQWLAFLINKLDDDPQSSELLSEAKKINDSQ	321
P06059	KEQIRAWDEIDKLPNLTIEQWLAFLINKLADDPQSSELLSEAKKINDSQ	322
P06060	KETLYAWNEIDKLPNLTIEQWLAFTIEKLQDDDPQSSELLSEAKKINDSQ	323
P06061	KEVIEAWNEIDALPNLTIDQWLAFLINKLDDDPQSSELLSEAKKINDSQ	324
P06062	KEVLEAWNEIDHLPNLTIOQWLAFLINKLDDDPQSSELLSEAKKINDSQ	325
P06063	KETIEAWDEIDALPNLTIEQWLAFLINKLDDDPQSSELLSEAKKINDSQ	326
P06065	KEVIEAWNEIDHLPNLTLOQWLAFLINKLDDDPQSSELLSEAKKINDSQ	327
P06066	KEVIEAWNEIDKLPNLTIOQWLAFLINKLDDDPQSSELLSEAKKINDSQ	328
P06068	KETLDAAWEIDHLPNLTIDQWLAFLINKLDDDPQSSELLSEAKKINDSQ	329
P06069	KEHIDAWNEIDALPNLTLSQWLAFLINKLDDDPQSSELLSEAKKINDSQ	330
P06070	KEVLDAWNEIDKLPNLTIAQWLAFLINKLDDDPQSSELLSEAKKINDSQ	331
P06071	KEVIEAWTEIDYLPNLTLOQWLAFLINKLDDDPQSSELLSEAKKINDSQ	332
P06072	KETIEAWNEIDHLPNLTIAQWLAFLINKLDDDPQSSELLSEAKKINDSQ	333
P06073	KEVIQAWNEIDKLPNLTIEQWLAFLINKLDDDPQSSELLSEAKKINDSQ	334
P06074	KEVIEAWDEIDHLPNLTIEQWLAFLINKLDDDPQSSELLSEAKKINDSQ	335

P06075	KETIDAWNEIDLLPNLTIEQWLAFLINKLDDDPQSSELLSEAKKINDSQ	336
P06076	KEHIDAWNEIDKLPNLTIDQWLAFLINKLDDDPQSSELLSEAKKINDSQ	337
P06077	KEVVAWNEIDALPNLTIEQWLAFLINKLDDDPQSSELLSEAKKINDSQ	338
P06080	KEVIEAWNEIDALPNLTIAQWLAFLINKLDDDPQSSELLSEAKKINDSQ	339
P06081	KEVLQAWDEIDRLPNLTIDQWLAFLINKLDDDPQSSELLSEAKKINDSQ	340
P06082	KEVIDAWDEIDHLPNLTIEQWLAFLINKLDDDPQSSELLSEAKKINDSQ	341
P06083	KEVVEAWNEIDQLPNLTIEQWLAFLINKLDDDPQSSELLSEAKKINDSQ	342
P06084	KEVIQAWNEIDALPNLTIEQWLAFLINKLDDDPQSSELLSEAKKINDSQ	343
P06085	KEVIQAWDEIDKLPNLTIDQWLAFLINKLDDDPQSSELLSEAKKINDSQ	344
P06086	KEVVAWDEIDALPNLTITQWLAFLINKLDDDPQSSELLSEAKKINDSQ	345
P06087	KEVIQAWNEIDGLPNLTLSQWLAFLINKLDDDPQSSELLSEAKKINDSQ	346
P06088	KETIEAWDEIDALPNLTITQWLAFLINKLDDDPQSSELLSEAKKINDSQ	347
P06089	KEVIDAWNEIDHLPNLTITQQWLAFLINKLDDDPQSSELLSEAKKINDSQ	348
P06090	KETIEAWNEIDALPNLTIDQWLAFLINKLEDDDPQSSELLSEAKKINDSQ	349
P06091	KEHIHAWNEIDELPNLTIEQWLAFLINKLDDDPQSSELLSEAKKINDSQ	350
P06092	KEVIDAWDEIDHLPNLTIDQWLAFLINKLDDDPQSSELLSEAKKINDSQ	351
P06093	KEVIDANDEIDALPNLTIAQWLAFLINKLDDDPQSSELLSEAKKINDSQ	352
P06095	KETIEAWDEIDKLPNLTIEQWLAFLINKLDDDPQSSELLSEAKKINDSQ	353
P06097	KEVLLAWDEIDHLPNLTIEQWLAFLINKLDDDPQSSELLSEAKKINDSQ	354
P06098	KEHIDAWNEIDGLPNLTIEQWLAFLINKLDDDPQSSELLSEAKKINDSQ	355
P06099	KEVIEAWSEIDALPNLTIDQWLAFLINKLDDDPQSSELLSEAKKINDSQ	356
P06100	KEQLNAWAEIDALPNLTIEQWLAFLINKLDDDPQSSELLSEAKKINDSQ	357
P06101	KEVIDAWNEIDALPNLTIAQWLAFLINKLDDDPQSSELLSEAKKINDSQ	358
P06103	KETIDAWNEIDQLPNLTIEQWLAFLINKLDDDPQSSELLSEAKKINDSQ	359
P06104	KEVIEAWDEIDKLPNLTIAQWLAFLINKLDDDPQSSELLSEAKKINDSQ	360
P06105	KEVLYAWAEIDHLPNLTIEQWLAFLINKLDDDPQSSELLSEAKKINDSQ	361

P06107	KEQIDAWNEIDRLPNLTIQQWLAFAFINKLDDDDPSQSSELLSEAKKINDSQ	362
P06108	KEVLAAWDEIDRLPNLTIEQWLAFAFINKLDDDDPSQSSELLSEAKKINDSQ	363
P06109	KEVIEAWDEIDHLPNLTQHWAFAFINKLDDDDPSQSSELLSEAKKINDSQ	364
P06110	KEVIEAWNEIDKLPNLTQQWLAFAFINKLDDDDPSQSSELLSEAKKINDSQ	365
P06111	KEVIDANDEIDALPNLTIEQWLAFAFINKLHDDDDPSQSSELLSEAKKINDSQ	366
P06112	KEVIAAWDEIDALPNLTIEQWLAFAFINKLDDDDPSQSSELLSEAKKINDSQ	367
P06113	KEVIEAWTEIDQLPNLTLDQWLAFAFINKLDDDDPSQSSELLSEAKKINDSQ	368
P06114	KEVINAWNEIDALPNLTQQWLAFAFINKLDDDDPSQSSELLSEAKKINDSQ	369
P06115	KEHIEAWDEIDHLPNLTIDQWLAFAFINKLADDPSQSSELLSEAKKINDSQ	370
P06116	KEHLEAWREIDALPNLTIEQWLAFAFINKLDDDDPSQSSELLSEAKKINDSQ	371
P06117	KEVLDAWNEIDKLPNLTQQWLAFAFINKLDDDDPSQSSELLSEAKKINDSQ	372
P06118	KEVIAAWDEIDHLPNLTIQQWLAFAFINKLDDDDPSQSSELLSEAKKINDSQ	373
P06119	KEVIQAWNEIDALPNLTIEQWLAFAFINKLDDDDPSQSSELLSEAKKINDSQ	374
P06121	KEVIDAWNEIDHLPNLTIAQWLAFAFINKLDDDDPSQSSELLSEAKKINDSQ	375
P06122	KEQLDAWDEIDHLPNLTIDQWLAFAFINKLSDDDPSQSSELLSEAKKINDSQ	376
P06123	KEVLNAWDEIDKLPNLTIEQWLAFAFINKLDDDDPSQSSELLSEAKKINDSQ	377
P06124	KEVLEAWNEIDHLPNLTIDQWLAFAFINKLDDDDPSQSSELLSEAKKINDSQ	378
P06125	KEVLLAWDEIDRLPNLTIDQWLAFAFINKLADDPSQSSELLSEAKKINDSQ	379
P06127	KEVIAAWNEIDQLPNLTLDQWLAFAFINKLDDDDPSQSSELLSEAKKINDSQ	380
P06128	KETLLAWDEIDALPNLTIEQWLAFAFINKLDDDDPSQSSELLSEAKKINDSQ	381
P06129	KEVIDAWNEIDTLPNLTIEQWLAFAFINKLDDDDPSQSSELLSEAKKINDSQ	382
P06131	KEVLHAWNEIDHLPNLTINQWLAFAFINKLQDDPSQSSELLSEAKKINDSQ	383
P06132	KEVIQAWNEIDALPNLTIAQWLAFAFINKLDDDDPSQSSELLSEAKKINDSQ	384
P06133	KETVDAWNEIDALPNLTIEQWLAFAFINKLDDDDPSQSSELLSEAKKINDSQ	385
P06134	KEVIQAWDEIDHLPNLTIDQWLAFAFINKLDDDDPSQSSELLSEAKKINDSQ	386
P06135	KEVLDAWNEIDQLPNLTIQQWLAFAFINKLDDDDPSQSSELLSEAKKINDSQ	387

P06136	KETIEAWNEIDALPNLTLDQWLAFLINKLDDDPQSSELLSEAKKINDSQ	388
P06137	KEVIEAWDEIDALPNLTLDQWLAFLINKLDDDPQSSELLSEAKKINDSQ	389
P06138	KEVIEAWNEIDQLPNLTIQWLAFLINKLDDDPQSSELLSEAKKINDSQ	390
P06139	KEVIEAWTEIDHLPNLTIEQWLAFLINKLDDDPQSSELLSEAKKINDSQ	391
P06141	KEVIQAWNEIDHLPNLTLDQWLAFLINKLEDDDPQSSELLSEAKKINDSQ	392
P06142	KEVIQANNEIDQLPNLTIEQWLAFLINKLDDDPQSSELLSEAKKINDSQ	393
P06143	KEVLHAWSEIDKLPNLTIEQWLAFLINKLDDDPQSSELLSEAKKINDSQ	394
P06144	KETIQAWDEIDKLPNLTLDQWLAFLINKLSDDPQSSELLSEAKKINDSQ	395
P06145	KETIRAWDEIDKLPNLTIQWLAFLINKLADDDPQSSELLSEAKKINDSQ	396
P06146	KEVIDAWNEIDHLPNLTIEQWLAFLINKLEDDDPQSSELLSEAKKINDSQ	397
P06147	KEVIDAWNEIDHLPNLTLDQWLAFLINKLADDDPQSSELLSEAKKINDSQ	398
P06148	KETIDAWNEIDALPNLTLDQWLAFLINKLDDDPQSSELLSEAKKINDSQ	399
P06149	KEVIEAWNEIDQLPNLTIEQWLAFLINKLDDDPQSSELLSEAKKINDSQ	400
P06150	KEVIRAWDEIDQLPNLTLSQWLAFLINKLDDDPQSSELLSEAKKINDSQ	401
P06151	KEVIEAWNEIDRLPNLTIHQWLAFLINKLDDDPQSSELLSEAKKINDSQ	402
P06152	KETIEAWNEIDQLPNLTIEQWLAFLINKLDDDPQSSELLSEAKKINDSQ	403
P06153	KEVLTAWAEIDALPNLTLSQWLAFLINKLDDDPQSSELLSEAKKINDSQ	404
P06154	KEVIEAWDEIDKLPNLTVDQWLAFLINKLDDDPQSSELLSEAKKINDSQ	405
P06155	KEVIDAWNEIDHLPNLTLDQWLAFLINKLDDDPQSSELLSEAKKINDSQ	406
P06156	KEVIEAWNEIDQLPNLTLDQWLAFLINKLDDDPQSSELLSEAKKINDSQ	407
P06157	KETLQAWDEIDHLPNLTINQWLAFLINKLDDDPQSSELLSEAKKINDSQ	408
P06158	KEVIDAWNEIDHLPNLTIEQWLAFLINKLDDDPQSSELLSEAKKINDSQ	409
P06159	KEVIEAWNEIDLLPNLTLSQWLAFLINKLDDDPQSSELLSEAKKINDSQ	410
P06160	KEVIDAWDEIDRLPNLTIKQWLAFLINKLDDDPQSSELLSEAKKINDSQ	411
P06161	KETLHAWDEIDKLPNLTIEQWLAFLINKLDDDPQSSELLSEAKKINDSQ	412
P06162	KEVIKAWDEIDHLPNLTLDQWLAFLINKLDDDPQSSELLSEAKKINDSQ	413

P06163	KEVIEAWNEIDHLPNLTIAQWLAFAFINKLDDDDPSQSSELLSEAKKINDSQ	414
P06164	KEVIOAWNEIDHLPNLTIDQWLAFTKLEDDPSQSSELLSEAKKINDSQ	415
P06165	KEVIEAWNEIDRLPNLTIKQWLAFAFINKLDDDDPSQSSELLSEAKKINDSQ	416
P06167	KEVIEAWNEIDSLPNLTLOQWLAFAFINKLDDDDPSQSSELLSEAKKINDSQ	417
P06168	KETIDAWNEIDKLPNLTIQWLAFAFINKLDDDDPSQSSELLSEAKKINDSQ	418
P06169	KEVLEAWAEIDALPNLTIAQWLAFAFINKLDDDDPSQSSELLSEAKKINDSQ	419
P06170	KETIDAWNEIDRLPNLTIEQWLAFAFINKLDDDDPSQSSELLSEAKKINDSQ	420
P06171	KETLKAWEIDRLPNLTLEQWLAFAFINKLDDDDPSQSSELLSEAKKINDSQ	421
P06172	KETIAAWNEIDALPNLTLOQWLAFAFINKLDDDDPSQSSELLSEAKKINDSQ	422
P06173	KEVLQAWNEIDHLPNLTIOQWLAFAFINKLDDDDPSQSSELLSEAKKINDSQ	423
P06174	KEVIEAWSEIDHLPNLTLOQWLAFAFINKLDDDDPSQSSELLSEAKKINDSQ	424
P06176	KEVIDAWNEIDGLPNLTIEQWLAFAFINKLDDDDPSQSSELLSEAKKINDSQ	425
P06178	KEVIHAWNEIDHLPNLTINQWLAFAFINKLEDDPSQSSELLSEAKKINDSQ	426
P06179	KEVLDAWNEIDSLPNLTLDQWLAFAFINKLDDDDPSQSSELLSEAKKINDSQ	427
P06180	KEQIEAWNEIDRLPNLTLEQWLAFAFINKLDDDDPSQSSELLSEAKKINDSQ	428
P06181	KEVVDAWNEIDALPNLTLOQWLAFAFINKLDDDDPSQSSELLSEAKKINDSQ	429
P06182	KEVIEAWNEIDKLPNLTIQWLAFAFINKLDDDDPSQSSELLSEAKKINDSQ	430
P06183	KEVIEANDEIDRLPNLTIEQWLAFAFINKLHDDDDPSQSSELLSEAKKINDSQ	431
P06184	KETLOAWNEIDKLPNLTIQWLAFAFINKLDDDDPSQSSELLSEAKKINDSQ	432
P06185	KEVIEAWDEIDHLPNLTIDQWLAFAFINKLADDPSQSSELLSEAKKINDSQ	433
P06186	KETIDAWNEIDHLPNLTLOQWLAFAFINKLADDPSQSSELLSEAKKINDSQ	434
P06187	KEVIDAWNEIDKLPNLTIQWLAFAFINKLDDDDPSQSSELLSEAKKINDSQ	435
P06188	KEVIEAWNEIDKLPNLTLAQWLAFAFINKLDDDDPSQSSELLSEAKKINDSQ	436
P06190	KEVLQAWNEIDKLPNLTIQWLAFAFINKLDDDDPSQSSELLSEAKKINDSQ	437
P06191	KEVIAAWNEIDGLPNLTLOQWLAFAFINKLDDDDPSQSSELLSEAKKINDSQ	438
P06192	KETLNAWNEIDALPNLTLOQWLAFAFINKLDDDDPSQSSELLSEAKKINDSQ	439

P06193	KEVLSAWNEIDQLPNLTIEQWLAFAFINKLDDDDPSQSSELLSEAKKINDSQ	440
P06194	KETLEAWDEIDHLPNLTQHWAFAFINKLDDDDPSQSSELLSEAKKINDSQ	441
P06195	KEQIEAWNEIDHLPNLTLOQWLAFAFINKLADDPSQSSELLSEAKKINDSQ	442
P06196	KEVVEAWDEIDKLPNLTIEQWLAFAFINKLDDDDPSQSSELLSEAKKINDSQ	443
P06197	KEVLEAWNEIDELPNLTIEQWLAFAFINKLDDDDPSQSSELLSEAKKINDSQ	444
P06198	KEVIDAWNEIDQLPNLTLOQWLAFAFINKLDDDDPSQSSELLSEAKKINDSQ	445
P06199	KETIDAWDEIDKLPNLTLSQWLAFAFINKLDDDDPSQSSELLSEAKKINDSQ	446
P06200	KETIDAWNEIDQLPNLTLOQWLAFAFINKLDDDDPSQSSELLSEAKKINDSQ	447
P06201	KEVIQAWDEIDALPNLTINQWLAFAFINKLDDDDPSQSSELLSEAKKINDSQ	448
P06202	KEVLDAAWNEIDQLPNLTLOQWLAFAFINKLDDDDPSQSSELLSEAKKINDSQ	449
P06203	KEHIAAWNEIDALPNLTIEQWLAFAFINKLDDDDPSQSSELLSEAKKINDSQ	450
P06206	KEVIRAWNEIDALPNLTIEQWLAFAFINKLDDDDPSQSSELLSEAKKINDSQ	451
P06207	KEVIDAWNEIDALPNLTIDQWLAFAFINKLADDPSQSSELLSEAKKINDSQ	452
P06208	KEVIDAWNEIDRLPNLTIQQWLAFAFINKLDDDDPSQSSELLSEAKKINDSQ	453
P06209	KEVITAWNEIDHLPNLTLSQWLAFAFINKLDDDDPSQSSELLSEAKKINDSQ	454
P06210	KEVIDAWNEIDALPNLTIHQWLAFAFINKLDDDDPSQSSELLSEAKKINDSQ	455
P06211	KEQLKAWNEIDKLPNLTIEQWLAFAFIEKLQDDPSQSSELLSEAKKINDSQ	456
P06212	KEHIDAWNEIDHLPNLTIEQWLAFAFINKLDDDDPSQSSELLSEAKKINDSQ	457
P06213	KEQLRAWNEIDKLPNLTIEQWLAFAFINKLQDDPSQSSELLSEAKKINDSQ	458
P06216	KEVLEAWNEIDSLPNLTIAQWLAFAFINKLDDDDPSQSSELLSEAKKINDSQ	459
P06217	KEVIQAWNEIDKLPNLTIEQWLAFAFINKLDDDDPSQSSELLSEAKKINDSQ	460
P06218	KEHVEAWNEIDQLPNLTIEQWLAFAFINKLADDPSQSSELLSEAKKINDSQ	461
P06219	KEVIDAWNEIDALPNLTIDQWLAFAFINKLSDDDPSQSSELLSEAKKINDSQ	462
P06220	KEVIEAWNEIDHLPNLTIEQWLAFAFINKLDDDDPSQSSELLSEAKKINDSQ	463
P06221	KEVLQAWNEIDKLPNLTIEQWLAFAFINKLSDDDPSQSSELLSEAKKINDSQ	464
P06222	KEVIKAWNEIDSLPNLTIEQWLAFAFINKLDDDDPSQSSELLSEAKKINDSQ	465

P06223	KEVLEAWHEIDLLPNLTIQWLAFAFINKLDDDPQSSELLSEAKKINDSQ	466
P06224	KEVLEAWTEIDRLPNLTIDQWLAFAFINKLDDDPQSSELLSEAKKINDSQ	467
P06225	KEQLYAWNEIDHLPNLTIEQWLAFAFIEKLDQDPQSSELLSEAKKINDSQ	468
P06227	KEVLNAWDEIDKLPNLTIKQWLAFAFINKLDDDPQSSELLSEAKKINDSQ	469
P06228	KEVIRAWDEIDKLPNLTVEQWLAFAFINKLDDDPQSSELLSEAKKINDSQ	470
P06230	KEVVQAWDEIDQLPNLTIEQWLAFAFINKLDDDPQSSELLSEAKKINDSQ	471
P06231	KEVIRAWDEIDQLPNLTIEQWLAFAFINKLDDDPQSSELLSEAKKINDSQ	472
P06232	KETIDAWNEIDHLPNLTIDQWLAFAFINKLDDDPQSSELLSEAKKINDSQ	473
P06233	KEVVAWTEIDLLPNLTIDQWLAFAFINKLEDDDPQSSELLSEAKKINDSQ	474
P06234	KEVVAWDEIDALPNLTIEQWLAFAFINKLDDDPQSSELLSEAKKINDSQ	475
P06235	KETLEAWREIDSLPNLTIEQWLAFAFINKLDDDPQSSELLSEAKKINDSQ	476
P06236	KEVIKAWNEIDHLPNLTIDQWLAFAFINKLDDDPQSSELLSEAKKINDSQ	477
P06237	KEVLEAWTEIDKLPNLTIDQWLAFAFINKLDDDPQSSELLSEAKKINDSQ	478
P06238	KETLEAWDEIDKLPNLTIDQWLAFAFINKLDDDPQSSELLSEAKKINDSQ	479
P06239	KEVIEAWNEIDKLPNLTIDQWLAFAFINKLDDDPQSSELLSEAKKINDSQ	480
P06240	KETIDAWNEIDKLPNLTIEQWLAFAFINKLDDDPQSSELLSEAKKINDSQ	481
P06241	KETLDAWDEIDALPNLTIDQWLAFAFINKLEDDDPQSSELLSEAKKINDSQ	482
P06242	KEVLSAWNEIDHLPNLTIQWLAFAFINKLDDDPQSSELLSEAKKINDSQ	483
P06244	KEVIQANDEIDKLPNLTIEQWLAFAFIEKLDHDDDPQSSELLSEAKKINDSQ	484
P06245	KEHLDWDEIDHLPNLTIQWLAFAFINKLDDDPQSSELLSEAKKINDSQ	485
P06246	KEVIQAWNEIDQLPNLTIEQWLAFAFINKLDDDPQSSELLSEAKKINDSQ	486
P06247	KEVIEAWNEIDYLPNLTIAQWLAFAFINKLDDDPQSSELLSEAKKINDSQ	487
P06248	KETIQAWDEIDRLPNLTIQWLAFAFINKLDDDPQSSELLSEAKKINDSQ	488
P06249	KETIQAWDEIDKLPNLTIEQWLAFAFINKLDDDPQSSELLSEAKKINDSQ	489
P06250	KETLDAWAEIDHLPNLTIEQWLAFAFINKLDDDPQSSELLSEAKKINDSQ	490
P06251	KEVIEAWDEIDKLPNLTINQWLAFAFINKLDDDPQSSELLSEAKKINDSQ	491

P06252	KEVLDWNEIDQLPNLTIEQWLAFLINKLDDDPQSSELLSEAKKINDSQ	492
P06253	KEVLHAWNEIDHLPNLTIEQWLAFLIEKLEDDPQSSELLSEAKKINDSQ	493
P06254	KEVIEAWQEIDKLPNLTIDQWLAFLINKLDDDPQSSELLSEAKKINDSQ	494
P06257	KEVVDWNEIDQLPNLTIEQWLAFLINKLDDDPQSSELLSEAKKINDSQ	495
P06258	KEQIEAWNEIDALPNLTIEQWLAFLINKLDDDPQSSELLSEAKKINDSQ	496
Z06175	VDAKYAKEVLEAWDEIDRLPNLTIEQWLAFLINKLDDDPQSSELLSEAKKINDSQAPK	497
Z08044	VDAKYAKEVLEAWNEIDRLPNLTIEQWLAFLINKLDDDPQSSELLSEAKKINDSQAPK	498
Z05998	VDAKYAKEVLEAWNEIDRLPNLTIEQWLAFLINKLDDDPQSSELLSEAKKINDSQAPK	499
Z06009	VDAKYAKEVLEAWDEIDRLPNLTIDQWLAFLINKLDDDPQSSELLSEAKKINDSQAPK	500
Z06079	VDAKYAKEVLDWDEIDALPNLTIEQWLAFLINKLDDDPQSSELLSEAKKINDSQAPK	501
Z06126	VDAKYAKEVIDAWDEIDRLPNLTIDQWLAFLINKLDDDPQSSELLSEAKKINDSQAPK	502
Z06140	VDAKYAKETLEAWDEIDRLPNLTIEQWLAFLINKLDDDPQSSELLSEAKKINDSQAPK	503
Z06189	VDAKYAKEVIDAWNEIDALPNLTIDQWLAFLINKLDDDPQSSELLSEAKKINDSQAPK	504
Z06214	VDAKYAKEVLDWDEIDKLPNLTIDQWLAFLINKLDDDPQSSELLSEAKKINDSQAPK	505
Z06215	VDAKYAKEVLEAWDEIDHLPNLTIDQWLAFLINKLDDDPQSSELLSEAKKINDSQAPK	506
Z06226	VDAKYAKEVLEAWDEIDALPNLTIEQWLAFLINKLDDDPQSSELLSEAKKINDSQAPK	507
Z06018	VDAKYAKEVLDWDEIDKLPNLTIEQWLAFLINKLDDDPQSSELLSEAKKINDSQAPK	508
Z05477	VDAKYAKETITAWDEIDKLPNLTIEQWLAFLIGKLEDDPQSSELLAEAKKINDAQAPK	509
Z05363	VDNKFNKESMKAWDEIDRLPNLINIQWVAFIDSLYDDPQSANLLAEAKKINDAQAPK	510
Z05483	VDAKYAKESI EAWTEIDHLPNLTIEQWLAFLINKLTD P QSSELLAEAKKINDAQAPK	511
Z05538	VDAKYAKEVLDWHEIDTLPNLTIRQWLAFLISKLEDDPQSSELLAEAKKINDAQAPK	512
Z05692	VDAKYAKEHI QANEIDRLPNLTIKQWLAFLINKLHDDPQSSELLAEAKKINDAQAPK	513
Z05994	VDAKYAKEVLHAWAEIDALPNLTIEQWLAFLINKLDDDPQSSELLSEAKKINDSQAPK	514
Z05995	VDAKYAKEVLAWDEIDSLPNLTIQQWLAFLINKLDDDPQSSELLSEAKKINDSQAPK	515
Z05996	VDAKYAKEVIDAWNEIDALPNLTIEQWLAFLINKLDDDPQSSELLSEAKKINDSQAPK	516
Z05997	VDAKYAKEVLDWNEIDALPNLTIDQWLAFLINKLSDDPQSSELLSEAKKINDSQAPK	517

Z05999	VDKAKEVIEAWDEIDGLPNLTIEQWLAFINKLDDDPQSSELLSEAKKINDSQAPK	518
Z06000	VDKAKEVIEAWDEIDHLPNLTLEQWLAFINKLDDDPQSSELLSEAKKINDSQAPK	519
Z06001	VDKAKEVIEAWNEIDALPNLTIEQWLAFINKLDDDPQSSELLSEAKKINDSQAPK	520
Z06002	VDKAKEVIAAWNEIDRLPNLTLEQWLAFINKLDDDPQSSELLSEAKKINDSQAPK	521
Z06003	VDKAKEVIEAWDEIDALPNLTLEQWLAFINKLDDDPQSSELLSEAKKINDSQAPK	522
Z06004	VDKAKEVIAAWDEIDKLPNLTIEQWLAFINKLDDDPQSSELLSEAKKINDSQAPK	523
Z06005	VDKAKEVIAAWDEIDKLPNLTLEQWLAFINKLDDDPQSSELLSEAKKINDSQAPK	524
Z06006	VDKAKEVIAAWDEIDKLPNLTIEQWLAFINKLDDDPQSSELLSEAKKINDSQAPK	525
Z06007	VDKAKEVIEAWNEIDRLPNLTIEQWLAFINKLDDDPQSSELLSEAKKINDSQAPK	526
Z06008	VDKAKEVIEAWNEIDALPNLTIEQWLAFINKLDDDPQSSELLSEAKKINDSQAPK	527
Z06010	VDKAKEVIEAWDEIDQLPNLTIEQWLAFINKLDDDPQSSELLSEAKKINDSQAPK	528
Z06011	VDKAKEVIEAWDEIDHLPNLTLEQWLAFINKLDDDPQSSELLSEAKKINDSQAPK	529
Z06012	VDKAKEVIEAWDEIDRLPNLTIEQWLAFINKLDDDPQSSELLSEAKKINDSQAPK	530
Z06013	VDKAKEVIDAWNEIDHLPNLTIEQWLAFINKLDDDPQSSELLSEAKKINDSQAPK	531
Z06014	VDKAKEVIDAWNEIDKLPNLTIEQWLAFINKLDDDPQSSELLSEAKKINDSQAPK	532
Z06015	VDKAKEVIEAWDEIDQLPNLTLEQWLAFINKLDDDPQSSELLSEAKKINDSQAPK	533
Z06016	VDKAKEVIEAWNEIDALPNLTIEQWLAFINKLDDDPQSSELLSEAKKINDSQAPK	534
Z06017	VDKAKEVIDAWNEIDRLPNLTLEQWLAFINKLDDDPQSSELLSEAKKINDSQAPK	535
Z06019	VDKAKEVIDAWNEIDQLPNLTLEQWLAFINKLDDDPQSSELLSEAKKINDSQAPK	536
Z06020	VDKAKEVIAAWDEIDHLPNLTLEQWLAFINKLDDDPQSSELLSEAKKINDSQAPK	537
Z06024	VDKAKEVIEAWDEIDHLPNLTIEQWLAFINKLDDDPQSSELLSEAKKINDSQAPK	538
Z06025	VDKAKEVIEAWNEIDRLPNLTIEQWLAFINKLDDDPQSSELLSEAKKINDSQAPK	539
Z06026	VDKAKEVIEAWNEIDHLPNLTLEQWLAFINKLDDDPQSSELLSEAKKINDSQAPK	540
Z06027	VDKAKEVIEAWDEIDKLPNLTIEQWLAFINKLDDDPQSSELLSEAKKINDSQAPK	541
Z06028	VDKAKEVIDAWDEIDHLPNLTLEQWLAFINKLDDDPQSSELLSEAKKINDSQAPK	542
Z06029	VDKAKEVIEAWNEIDKLPNLTLEQWLAFINKLDDDPQSSELLSEAKKINDSQAPK	543

Z06030	VDKYAKEVLEAWNEIDLLPNLTIQWLAFINKLDDDPQSSELLSEAKKINDSQAPK	544
Z06031	VDKYAKEVLEAWNEIDHLPNLTIQWLAFINKLDDDPQSSELLSEAKKINDSQAPK	545
Z06032	VDKYAKEVLSAWNEIDALPNLTLOWLAFINKLDDDPQSSELLSEAKKINDSQAPK	546
Z06033	VDKYAKEVLSAWNEIDKLPNLTLEQWLAFINKLDDDPQSSELLSEAKKINDSQAPK	547
Z06034	VDKYAKEVLEAWNEIDSLPNLTLOWLAFINKLDDDPQSSELLSEAKKINDSQAPK	548
Z06035	VDKYAKEVLEAWNEIDQLPNLTLOWLAFINKLDDDPQSSELLSEAKKINDSQAPK	549
Z06037	VDKYAKEVLSAWNEIDHLPNLTIEQWLAFINKLDDDPQSSELLSEAKKINDSQAPK	550
Z06038	VDKYAKEVLEAWNEIDHLPNLTITQWLAFINKLDDDPQSSELLSEAKKINDSQAPK	551
Z06039	VDKYAKEVLSAWNEIDHLPNLTIEQWLAFINKLDDDPQSSELLSEAKKINDSQAPK	552
Z06040	VDKYAKEVLEAWNEIDHLPNLTIOQWLAFINKLDDDPQSSELLSEAKKINDSQAPK	553
Z06041	VDKYAKEVLSAWNEIDALPNLTISQWLAFINKLDDDPQSSELLSEAKKINDSQAPK	554
Z06043	VDKYAKEVLSAWNEIDSLPNLTIEQWLAFINKLDDDPQSSELLSEAKKINDSQAPK	555
Z06044	VDKYAKEVLEAWNEIDALPNLTIEQWLAFINKLDDDPQSSELLSEAKKINDSQAPK	556
Z06045	VDKYAKEVLEAWNEIDKLPNLTLOWLAFINKLDDDPQSSELLSEAKKINDSQAPK	557
Z06047	VDKYAKEVLSAWNEIDHLPNLTIEQWLAFINKLDDDPQSSELLSEAKKINDSQAPK	558
Z06048	VDKYAKEVLSAWNEIDKLPNLTIEQWLAFINKLDDDPQSSELLSEAKKINDSQAPK	559
Z06049	VDKYAKEVLSAWNEIDLLPNLTLOWLAFINKLDDDPQSSELLSEAKKINDSQAPK	560
Z06050	VDKYAKEVLSAWNEIDKLPNLTIEQWLAFINKLDDDPQSSELLSEAKKINDSQAPK	561
Z06051	VDKYAKEVLSAWNEIDHLPNLTLEQWLAFINKLDDDPQSSELLSEAKKINDSQAPK	562
Z06052	VDKYAKEVLSAWNEIDKLPNLTLSQWLAFINKLDDDPQSSELLSEAKKINDSQAPK	563
Z06053	VDKYAKEVLEAWNEIDALPNLTLEQWLAFINKLDDDPQSSELLSEAKKINDSQAPK	564
Z06054	VDKYAKEVLSAWNEIDHLPNLTISQWLAFINKLDDDPQSSELLSEAKKINDSQAPK	565
Z06055	VDKYAKEVLSAWNEIDSLPNLTIEQWLAFINKLDDDPQSSELLSEAKKINDSQAPK	566
Z06056	VDKYAKEVLEAWNEIDHLPNLTIAQWLAFINKLDDDPQSSELLSEAKKINDSQAPK	567
Z06057	VDKYAKEVLSAWNEIDRLPNLTISQWLAFINKLDDDPQSSELLSEAKKINDSQAPK	568
Z06058	VDKYAKEVLSAWNEIDHLPNLTIQQWLAFINKLDDDPQSSELLSEAKKINDSQAPK	569

Z06059	VDKYAKEQIRAWDEIDKLPNLTIEQWLAFINKLADDPQSSELLSEAKKINDSQAPK	570
Z06060	VDKYAKETIYAWNEIDKLPNLTIEQWLAFIEKLQDDPPQSSELLSEAKKINDSQAPK	571
Z06061	VDKYAKEVIEAWNEIDALPNLTIDQWLAFINKLDDPPQSSELLSEAKKINDSQAPK	572
Z06062	VDKYAKEVIEAWNEIDHLPNLTIQQWLAFINKLDDPPQSSELLSEAKKINDSQAPK	573
Z06063	VDKYAKETIEAWNEIDALPNLTIEQWLAFINKLDDPPQSSELLSEAKKINDSQAPK	574
Z06065	VDKYAKEVIEAWNEIDHLPNLTIQQWLAFINKLDDPPQSSELLSEAKKINDSQAPK	575
Z06066	VDKYAKEVIEAWNEIDKLPNLTIQQWLAFINKLDDPPQSSELLSEAKKINDSQAPK	576
Z06068	VDKYAKETIDAWAEIDHLPNLTIDQWLAFINKLDDPPQSSELLSEAKKINDSQAPK	577
Z06069	VDKYAKEHIDAWNEIDALPNLTLSQWLAFINKLDDPPQSSELLSEAKKINDSQAPK	578
Z06070	VDKYAKEVLDAWNEIDKLPNLTIAQWLAFINKLDDPPQSSELLSEAKKINDSQAPK	579
Z06071	VDKYAKEVIEAWTEIDYLPNLTIQQWLAFINKLDDPPQSSELLSEAKKINDSQAPK	580
Z06072	VDKYAKETIEAWNEIDHLPNLTIAQWLAFINKLDDPPQSSELLSEAKKINDSQAPK	581
Z06073	VDKYAKEVIQAWNEIDKLPNLTIEQWLAFINKLDDPPQSSELLSEAKKINDSQAPK	582
Z06074	VDKYAKEVIEAWDEIDHLPNLTIEQWLAFINKLDDPPQSSELLSEAKKINDSQAPK	583
Z06075	VDKYAKETIDAWNEIDLHPNLTIEQWLAFINKLDDPPQSSELLSEAKKINDSQAPK	584
Z06076	VDKYAKEHIDAWNEIDKLPNLTIDQWLAFINKLDDPPQSSELLSEAKKINDSQAPK	585
Z06077	VDKYAKEVVAWNEIDALPNLTIEQWLAFINKLNDPPQSSELLSEAKKINDSQAPK	586
Z06080	VDKYAKEVIEAWNEIDALPNLTIAQWLAFINKLDDPPQSSELLSEAKKINDSQAPK	587
Z06081	VDKYAKEVLQAWDEIDRLPNLTIDQWLAFINKLDDPPQSSELLSEAKKINDSQAPK	588
Z06082	VDKYAKEVIDAWDEIDHLPNLTIEQWLAFINKLSDPPQSSELLSEAKKINDSQAPK	589
Z06083	VDKYAKEVVEAWNEIDQLPNLTIEQWLAFINKLDDPPQSSELLSEAKKINDSQAPK	590
Z06084	VDKYAKEVIQAWNEIDALPNLTIEQWLAFINKLDDPPQSSELLSEAKKINDSQAPK	591
Z06085	VDKYAKEVIQAWDEIDKLPNLTIDQWLAFINKLADDPQSSELLSEAKKINDSQAPK	592
Z06086	VDKYAKEVVAWDEIDALPNLTITQWLAFINKLDDPPQSSELLSEAKKINDSQAPK	593
Z06087	VDKYAKEVIQAWNEIDGLPNLTLSQWLAFINKLDDPPQSSELLSEAKKINDSQAPK	594
Z06088	VDKYAKETIEAWDEIDALPNLTITQWLAFINKLDDPPQSSELLSEAKKINDSQAPK	595

Z06089	VDKAKEVIDAWNEIDHLPNLTIQOWLAFINKLADDPQSSELLSEAKKINDSQAPK	596
Z06090	VDKAKEVTEAWNEIDALPNLTLDQWLAFINKLEDDPSQSELLSEAKKINDSQAPK	597
Z06091	VDKAKEHIHAWNEIDELPNLTIEQWLAFINKLADDPQSSELLSEAKKINDSQAPK	598
Z06092	VDKAKEVIDAWDEIDHLPNLTIQWLAFINKLSDDPQSSELLSEAKKINDSQAPK	599
Z06093	VDKAKEVIDANDEIDALPNLTIAQWLAFINKLHDDPSQSELLSEAKKINDSQAPK	600
Z06095	VDKAKEVTEAWDEIDKLPNLTIEQWLAFINKLDDDPQSSELLSEAKKINDSQAPK	601
Z06097	VDKAKEVLLAWDEIDHLPNLTLEQWLAFINKLDDDPQSSELLSEAKKINDSQAPK	602
Z06098	VDKAKEHIDAWNEIDGLPNLTLEQWLAFINKLDDDPQSSELLSEAKKINDSQAPK	603
Z06099	VDKAKEVIEAWSEIDALPNLTIDQWLAFINKLADDPQSSELLSEAKKINDSQAPK	604
Z06100	VDKAKEQLNAWAEIDALPNLTIEQWLAFINKLDDDPQSSELLSEAKKINDSQAPK	605
Z06101	VDKAKEVIDAWNEIDALPNLTIAQWLAFINKLDDDPQSSELLSEAKKINDSQAPK	606
Z06103	VDKAKEVIDAWNEIDQLPNLTIEQWLAFINKLDDDPQSSELLSEAKKINDSQAPK	607
Z06104	VDKAKEVTEAWDEIDKLPNLTIAQWLAFINKLDDDPQSSELLSEAKKINDSQAPK	608
Z06105	VDKAKEVLYAWAEIDHLPNLTIEQWLAFINKLDDDPQSSELLSEAKKINDSQAPK	609
Z06107	VDKAKEQIDAWNEIDRLPNLTIQWLAFINKLDDDPQSSELLSEAKKINDSQAPK	610
Z06108	VDKAKEVLAWDEIDRLPNLTIEQWLAFINKLDDDPQSSELLSEAKKINDSQAPK	611
Z06109	VDKAKEVIEAWDEIDHLPNLTILQWLAFINKLDDDPQSSELLSEAKKINDSQAPK	612
Z06110	VDKAKEVIEAWNEIDKLPNLTLDQWLAFINKLDDDPQSSELLSEAKKINDSQAPK	613
Z06111	VDKAKEVIDANDEIDALPNLTIEQWLAFINKLHDDPSQSELLSEAKKINDSQAPK	614
Z06112	VDKAKEVIAAWDEIDALPNLTIEQWLAFINKLDDDPQSSELLSEAKKINDSQAPK	615
Z06113	VDKAKEVTEAWTEIDQLPNLTLDQWLAFINKLDDDPQSSELLSEAKKINDSQAPK	616
Z06114	VDKAKEVINAWNEIDALPNLTLDQWLAFINKLDDDPQSSELLSEAKKINDSQAPK	617
Z06115	VDKAKEHIEAWDEIDHLPNLTIDQWLAFINKLADDPQSSELLSEAKKINDSQAPK	618
Z06116	VDKAKEHLEAWREIDALPNLTIEQWLAFINKLDDDPQSSELLSEAKKINDSQAPK	619
Z06117	VDKAKEVLDAWNEIDKLPNLTLDQWLAFINKLDDDPQSSELLSEAKKINDSQAPK	620
Z06118	VDKAKEVIAAWDEIDHLPNLTIQWLAFINKLDDDPQSSELLSEAKKINDSQAPK	621

Z06119	VDKYAKEVIQAWNEIDALPNLTIEQWLAFLINKLDDDPQSSELLSEAKKINDSQAPK	622
Z06121	VDKYAKEVIDAWNEIDHLPNLTIAQWLAFLINKLDDDPQSSELLSEAKKINDSQAPK	623
Z06122	VDKYAKEQDADWEIDHLPNLTIDQWLAFLINKLSDDPSSELLSEAKKINDSQAPK	624
Z06123	VDKYAKEVLNAWDEIDKLPNLTIEQWLAFLINKLDDDPQSSELLSEAKKINDSQAPK	625
Z06124	VDKYAKEVLEAWNEIDHLPNLTIDQWLAFLINKLDDDPQSSELLSEAKKINDSQAPK	626
Z06125	VDKYAKEVLLAWDEIDRLPNLTIDQWLAFLINKLADDPQSSELLSEAKKINDSQAPK	627
Z06127	VDKYAKEVIAAWNEIDQLPNLTLDQWLAFLINKLDDDPQSSELLSEAKKINDSQAPK	628
Z06128	VDKYAKETILAWDEIDALPNLTIEQWLAFLINKLDDDPQSSELLSEAKKINDSQAPK	629
Z06129	VDKYAKEVIDAWNEIDTLPNLTIEQWLAFLINKLDDDPQSSELLSEAKKINDSQAPK	630
Z06131	VDKYAKEVLHAWNEIDHLPNLTINQWLAFLINKLQDDPSSELLSEAKKINDSQAPK	631
Z06132	VDKYAKEVIQAWNEIDALPNLTIAQWLAFLINKLDDDPQSSELLSEAKKINDSQAPK	632
Z06133	VDKYAKETVDAWNEIDALPNLTIEQWLAFLINKLDDDPQSSELLSEAKKINDSQAPK	633
Z06134	VDKYAKEVIQAWDEIDHLPNLTIDQWLAFLINKLDDDPQSSELLSEAKKINDSQAPK	634
Z06135	VDKYAKEVIDAWNEIDQLPNLTIQQWLAFLINKLDDDPQSSELLSEAKKINDSQAPK	635
Z06136	VDKYAKETIEAWNEIDALPNLTLDQWLAFLINKLDDDPQSSELLSEAKKINDSQAPK	636
Z06137	VDKYAKEVIEAWDEIDALPNLTIDQWLAFLINKLDDDPQSSELLSEAKKINDSQAPK	637
Z06138	VDKYAKEVIEAWNEIDQLPNLTIQQWLAFLINKLDDDPQSSELLSEAKKINDSQAPK	638
Z06139	VDKYAKEVIEAWTEIDHLPNLTIEQWLAFLINKLDDDPQSSELLSEAKKINDSQAPK	639
Z06141	VDKYAKEVIQAWNEIDHLPNLTLDQWLAFLINKLEDDPSSELLSEAKKINDSQAPK	640
Z06142	VDKYAKEVIQANNEIDQLPNLTIEQWLAFLINKLHDDPSSELLSEAKKINDSQAPK	641
Z06143	VDKYAKEVLHAWSEIDKLPNLTIEQWLAFLINKLDDDPQSSELLSEAKKINDSQAPK	642
Z06144	VDKYAKETIQAWDEIDKLPNLTLDQWLAFLINKLSDDPSSELLSEAKKINDSQAPK	643
Z06145	VDKYAKETLRAWDEIDKLPNLTIQQWLAFLINKLADDPQSSELLSEAKKINDSQAPK	644
Z06146	VDKYAKEVIDAWNEIDHLPNLTIEQWLAFLINKLEDDPSSELLSEAKKINDSQAPK	645
Z06147	VDKYAKEVIDAWNEIDHLPNLTLDQWLAFLINKLADDPQSSELLSEAKKINDSQAPK	646
Z06148	VDKYAKETIDAWNEIDALPNLTLDQWLAFLINKLDDDPQSSELLSEAKKINDSQAPK	647

Z06149	VDKYAKEVIEAWNEIDQLPNIITIEQWLAFLINKLDDDPQSSELLSEAKKINDSQAPK	648
Z06150	VDKYAKEVIRAWDEIDQLPNIITLQWLAFINKLDDDPQSSELLSEAKKINDSQAPK	649
Z06151	VDKYAKEVIEAWNEIDRLPNIITLHQWLAFINKLDDDPQSSELLSEAKKINDSQAPK	650
Z06152	VDKYAKETIEAWNEIDQLPNIITIEQWLAFLINKLDDDPQSSELLSEAKKINDSQAPK	651
Z06153	VDKYAKEVLTAWAEIDALPNIITLQWLAFINKLDDDPQSSELLSEAKKINDSQAPK	652
Z06154	VDKYAKEVIEAWDEIDKLPNIITVQWLAFINKLDDDPQSSELLSEAKKINDSQAPK	653
Z06155	VDKYAKEVIDAWNEIDHLPNIITLQWLAFINKLDDDPQSSELLSEAKKINDSQAPK	654
Z06156	VDKYAKEVIEAWNEIDQLPNIITLQWLAFINKLDDDPQSSELLSEAKKINDSQAPK	655
Z06157	VDKYAKETLQAWDEIDHLPNIITLQWLAFINKLDDDPQSSELLSEAKKINDSQAPK	656
Z06158	VDKYAKEVIDAWNEIDHLPNIITIEQWLAFLINKLDDDPQSSELLSEAKKINDSQAPK	657
Z06159	VDKYAKEVIEAWNEIDLPLNITLSQWLAFINKLDDDPQSSELLSEAKKINDSQAPK	658
Z06160	VDKYAKEVIDAWDEIDRLPNIITLQWLAFINKLDDDPQSSELLSEAKKINDSQAPK	659
Z06161	VDKYAKETLHAWDEIDKLPNIITIEQWLAFLINKLDDDPQSSELLSEAKKINDSQAPK	660
Z06162	VDKYAKEVITKAWDEIDHLPNIITLQWLAFINKLDDDPQSSELLSEAKKINDSQAPK	661
Z06163	VDKYAKEVIEAWNEIDHLPNIITLQWLAFINKLDDDPQSSELLSEAKKINDSQAPK	662
Z06164	VDKYAKEVITQAWNEIDHLPNIITIDQWLAFITKLEDDDPQSSELLSEAKKINDSQAPK	663
Z06165	VDKYAKEVIEAWNEIDRLPNIITIKQWLAFINKLDDDPQSSELLSEAKKINDSQAPK	664
Z06167	VDKYAKEVIEAWNEIDSLPNIITLQQWLAFINKLDDDPQSSELLSEAKKINDSQAPK	665
Z06168	VDKYAKETIDAWNEIDKLPNIITIEQWLAFLINKLDDDPQSSELLSEAKKINDSQAPK	666
Z06169	VDKYAKEVLEAWAEIDALPNIITIAQWLAFINKLDDDPQSSELLSEAKKINDSQAPK	667
Z06170	VDKYAKETIDAWNEIDRLPNIITIEQWLAFLINKLDDDPQSSELLSEAKKINDSQAPK	668
Z06171	VDKYAKETLKAWEIDRLPNIITLQWLAFINKLDDDPQSSELLSEAKKINDSQAPK	669
Z06172	VDKYAKETIAAWNEIDALPNIITLQQWLAFINKLDDDPQSSELLSEAKKINDSQAPK	670
Z06173	VDKYAKEVLTQAWNEIDHLPNIITIQQWLAFINKLDDDPQSSELLSEAKKINDSQAPK	671
Z06174	VDKYAKEVIEAWSEIDHLPNIITLQQWLAFINKLDDDPQSSELLSEAKKINDSQAPK	672
Z06176	VDKYAKEVIDAWNEIDGLPNIITIEQWLAFLINKLDDDPQSSELLSEAKKINDSQAPK	673

Z06178	VDKYAKEVTHAWNEIDHLPNLTIEQWLAFLINKLDDPSQSELLSEAKKINDSQAPK	674
Z06179	VDKYAKEVLDAWNEIDSLPNLTLDQWLAFLINKLDDDPQSSELLSEAKKINDSQAPK	675
Z06180	VDKYAKEQIEAWNEIDRLPNLTLEQWLAFLINKLDDDPQSSELLSEAKKINDSQAPK	676
Z06181	VDKYAKEVVDAWNEIDALPNLTLEQWLAFLINKLDDDPQSSELLSEAKKINDSQAPK	677
Z06182	VDKYAKEVIEAWNEIDKLPNLTIEQWLAFLINKLDDDPQSSELLSEAKKINDSQAPK	678
Z06183	VDKYAKEVIEANDEIDRLPNLTIEQWLAFLINKLDDDPQSSELLSEAKKINDSQAPK	679
Z06184	VDKYAKETLQAWDEIDKLPNLTIEQWLAFLINKLDDDPQSSELLSEAKKINDSQAPK	680
Z06185	VDKYAKEVIEAWDEIDHLPNLTIEQWLAFLINKLDDDPQSSELLSEAKKINDSQAPK	681
Z06186	VDKYAKETIDAWNEIDHLPNLTLEQWLAFLINKLDDDPQSSELLSEAKKINDSQAPK	682
Z06187	VDKYAKEVIDAWDEIDKLPNLTIEQWLAFLINKLDDDPQSSELLSEAKKINDSQAPK	683
Z06188	VDKYAKEVIEAWNEIDKLPNLTLEQWLAFLINKLDDDPQSSELLSEAKKINDSQAPK	684
Z06190	VDKYAKEVLDQAWDEIDKLPNLTIEQWLAFLINKLDDDPQSSELLSEAKKINDSQAPK	685
Z06191	VDKYAKEVIAAWNEIDGLPNLTLEQWLAFLINKLDDDPQSSELLSEAKKINDSQAPK	686
Z06192	VDKYAKETLNAWNEIDALPNLTLEQWLAFLINKLDDDPQSSELLSEAKKINDSQAPK	687
Z06193	VDKYAKEVISAWNEIDQLPNLTLEQWLAFLINKLDDDPQSSELLSEAKKINDSQAPK	688
Z06194	VDKYAKETLEAWDEIDHLPNLTLEQWLAFLINKLDDDPQSSELLSEAKKINDSQAPK	689
Z06195	VDKYAKEQIEAWNEIDHLPNLTLEQWLAFLINKLDDDPQSSELLSEAKKINDSQAPK	690
Z06196	VDKYAKEVVEAWDEIDKLPNLTIEQWLAFLINKLDDDPQSSELLSEAKKINDSQAPK	691
Z06197	VDKYAKEVLEAWNEIDELPNLTIEQWLAFLINKLDDDPQSSELLSEAKKINDSQAPK	692
Z06198	VDKYAKEVIDAWNEIDQLPNLTLEQWLAFLINKLDDDPQSSELLSEAKKINDSQAPK	693
Z06199	VDKYAKETIDAWDEIDKLPNLTLEQWLAFLINKLDDDPQSSELLSEAKKINDSQAPK	694
Z06200	VDKYAKETIDAWNEIDQLPNLTLEQWLAFLINKLDDDPQSSELLSEAKKINDSQAPK	695
Z06201	VDKYAKEVIEAWDEIDALPNLTLEQWLAFLINKLDDDPQSSELLSEAKKINDSQAPK	696
Z06202	VDKYAKEVLDAAWDEIDQLPNLTLEQWLAFLINKLDDDPQSSELLSEAKKINDSQAPK	697
Z06203	VDKYAKEHIAAWDEIDALPNLTIEQWLAFLINKLDDDPQSSELLSEAKKINDSQAPK	698
Z06206	VDKYAKEVIRAWDEIDALPNLTIEQWLAFLINKLDDDPQSSELLSEAKKINDSQAPK	699

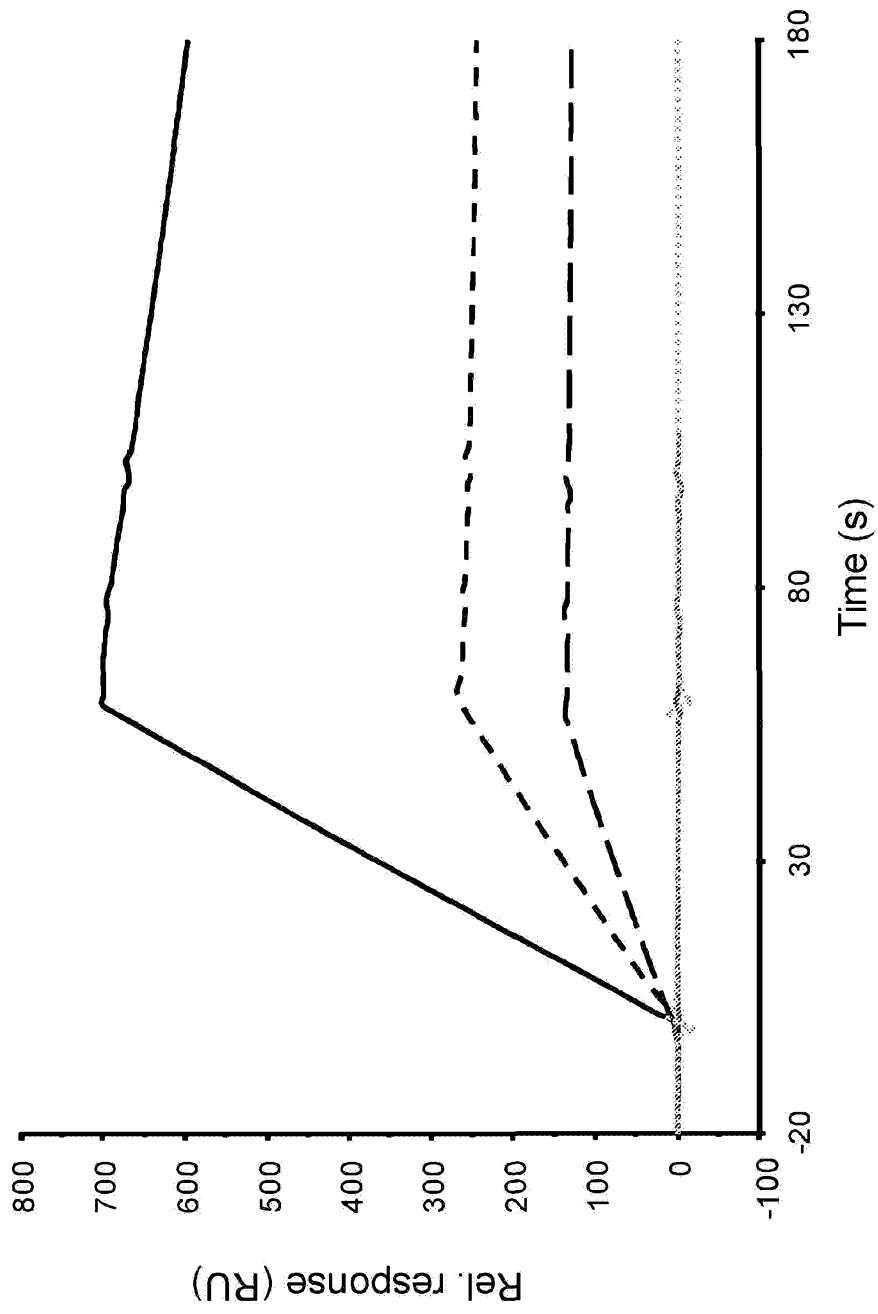
Z06207	VDKAKEVIDAWDEIDALPNLTIDQWLAFINKLADDPQSSELLSEAKKINDSQAPK	700
Z06208	VDKAKEVIDAWNEIDRLPNLTIQWLAFINKLDDDPQSSELLSEAKKINDSQAPK	701
Z06209	VDKAKEVITAWNEIDHLPNLTLSQWLAFINKLDDDPQSSELLSEAKKINDSQAPK	702
Z06210	VDKAKEVIDAWNEIDALPNLTIQWLAFINKLDDDPQSSELLSEAKKINDSQAPK	703
Z06211	VDKAKEQKAWDEIDKLPNLTIEQWLAFIEKLQDDDPQSSELLSEAKKINDSQAPK	704
Z06212	VDKAKEHIDAWTEIDHLPNLTIEQWLAFINKLDDDPQSSELLSEAKKINDSQAPK	705
Z06213	VDKAKEQLRAWDEIDKLPNLTIEQWLAFINKLQDDDPQSSELLSEAKKINDSQAPK	706
Z06216	VDKAKEVLEAWREIDSLPNLTIAQWLAFINKLDDDPQSSELLSEAKKINDSQAPK	707
Z06217	VDKAKEVIAWNEIDKLPNLTIEQWLAFINKLDDDPQSSELLSEAKKINDSQAPK	708
Z06218	VDKAKEHVEAWNEIDQLPNLTIEQWLAFINKLADDPQSSELLSEAKKINDSQAPK	709
Z06219	VDKAKEVIDAWDEIDALPNLTIDQWLAFINKLSDDDPQSSELLSEAKKINDSQAPK	710
Z06220	VDKAKEVIEAWNEIDHLPNLTIEQWLAFINKLDDDPQSSELLSEAKKINDSQAPK	711
Z06221	VDKAKEVLQAWDEIDKLPNLTIEQWLAFINKLSDDDPQSSELLSEAKKINDSQAPK	712
Z06222	VDKAKEVITAWNEIDSLPNLTIEQWLAFINKLDDDPQSSELLSEAKKINDSQAPK	713
Z06223	VDKAKEVLEAWHEIDLPNLTIQWLAFINKLDDDPQSSELLSEAKKINDSQAPK	714
Z06224	VDKAKEVLEAWTEIDRLPNLTLDQWLAFINKLDDDPQSSELLSEAKKINDSQAPK	715
Z06225	VDKAKEQLYAWNEIDHLPNLTIEQWLAFIEKLQDDDPQSSELLSEAKKINDSQAPK	716
Z06227	VDKAKEVLNAWDEIDKLPNLTIKQWLAFINKLDDDPQSSELLSEAKKINDSQAPK	717
Z06228	VDKAKEVIRAWDEIDKLPNLTVEQWLAFINKLDDDPQSSELLSEAKKINDSQAPK	718
Z06230	VDKAKEVVQAWDEIDQLPNLTIEQWLAFINKLDDDPQSSELLSEAKKINDSQAPK	719
Z06231	VDKAKEVIRAWDEIDQLPNLTIEQWLAFINKLDDDPQSSELLSEAKKINDSQAPK	720
Z06232	VDKAKEVIDAWNEIDHLPNLTLDQWLAFINKLDDDPQSSELLSEAKKINDSQAPK	721
Z06233	VDKAKEVVAWTEIDLPNLTLDQWLAFINKLEDDDPQSSELLSEAKKINDSQAPK	722
Z06234	VDKAKEVVAWDEIDALPNLTIEQWLAFINKLSDDDPQSSELLSEAKKINDSQAPK	723
Z06235	VDKAKEVLEAWREIDSLPNLTIEQWLAFINKLDDDPQSSELLSEAKKINDSQAPK	724
Z06236	VDKAKEVITAWNEIDHLPNLTLDQWLAFINKLDDDPQSSELLSEAKKINDSQAPK	725

Z06237	VDAKYAKEVLEAWTEIDKLPNLTIDQWLAFINKLDDDDPSQSSSELLSEAKKINDSQAPK	726
Z06238	VDAKYAKETLEAWDEIDKLPNLTIDQWLAFINKLDDDDPSQSSSELLSEAKKINDSQAPK	727
Z06239	VDAKYAKEVLEAWNEIDKLPNLTIDQWLAFINKLDDDDPSQSSSELLSEAKKINDSQAPK	728
Z06240	VDAKYAKETIDAWNEIDKLPNLTIEQWLAFINKLDDDDPSQSSSELLSEAKKINDSQAPK	729
Z06241	VDAKYAKETLDAWDEIDALPNLTIDQWLAFINKLEDDPSQSSSELLSEAKKINDSQAPK	730
Z06242	VDAKYAKEVLSAWNEIDHLPNLTIDQWLAFINKLDDDDPSQSSSELLSEAKKINDSQAPK	731
Z06244	VDAKYAKEVIQANDEIDKLPNLTIEQWLAFINKLHDDPSQSSSELLSEAKKINDSQAPK	732
Z06245	VDAKYAKEHLDAWDEIDHLPNLTIDQWLAFINKLADDPQSSSELLSEAKKINDSQAPK	733
Z06246	VDAKYAKEVIQAWNEIDQLPNLTIEQWLAFINKLDDDDPSQSSSELLSEAKKINDSQAPK	734
Z06247	VDAKYAKEVLEAWNEIDYLPNLTIAQWIAFINKLDDDDPSQSSSELLSEAKKINDSQAPK	735
Z06248	VDAKYAKETIQAWDEIDRLPNLTIDQWLAFINKLDDDDPSQSSSELLSEAKKINDSQAPK	736
Z06249	VDAKYAKETIQAWDEIDKLPNLTIEQWLAFINKLDDDDPSQSSSELLSEAKKINDSQAPK	737
Z06250	VDAKYAKETLDAAEIDHLPNLTIEQWLAFINKLDDDDPSQSSSELLSEAKKINDSQAPK	738
Z06251	VDAKYAKEVLEAWDEIDKLPNLTIDQWLAFINKLDDDDPSQSSSELLSEAKKINDSQAPK	739
Z06252	VDAKYAKEVLDAWNEIDQLPNLTIEQWLAFINKLDDDDPSQSSSELLSEAKKINDSQAPK	740
Z06253	VDAKYAKEVLEAWNEIDHLPNLTIEQWLAFIEKLEDDPSQSSSELLSEAKKINDSQAPK	741
Z06254	VDAKYAKEVLEAWQEIDKLPNLTIDQWLAFINKLDDDDPSQSSSELLSEAKKINDSQAPK	742
Z06257	VDAKYAKEVVDAWNEIDQLPNLTIEQWLAFINKLDDDDPSQSSSELLSEAKKINDSQAPK	743
Z06258	VDAKYAKEQIEAWNEIDALPNLTIEQWLAFINKLADDPQSSSELLSEAKKINDSQAPK	744
Z05477a	VDAKYAKETITAWDEIDKLPNLTIEQWLAFIEKLEDDPSQSSSELLAEAKKINDAQPKVD	745
Z05998a	AEAKYAKEVLEAWNEIDRLPNLTIEQWLAFINKLDDDDPSQSSSELLSEAKKINDSQAPKVD	746
Z08044a	AEAKYAKEVLEAWNEIDRLPNLTIEQWLAFINKLDDDDPSQSSSELLSEAKKINDSQAPKVD	747
Z06009a	AEAKYAKEVLEAWDEIDRLPNLTIDQWLAFINKLDDDDPSQSSSELLSEAKKINDSQAPKVD	748
Z06018a	AEAKYAKEVLDAWDEIDKLPNLTIEQWLAFINKLDDDDPSQSSSELLSEAKKINDSQAPKVD	749
Z06079a	AEAKYAKEVLDAWDEIDALPNLTIEQWLAFINKLDDDDPSQSSSELLSEAKKINDSQAPKVD	750
Z06126a	AEAKYAKEVIDAWDEIDRLPNLTIDQWLAFINKLDDDDPSQSSSELLSEAKKINDSQAPKVD	751

Z06140a	AEAKYAKETLEAWDEIDRLPNLTIEQWLAFLINKLDDDDPSQSELLSEAKKINDSQAPKVD	752
Z06175a	AEAKYAKEVLEAWDEIDRLPNLTIEQWLAFLINKLDDDDPSQSELLSEAKKINDSQAPKVD	753
Z06189a	AEAKYAKEVIDAWNEIDALPNLTLDQWLAFLINKLDDDDPSQSELLSEAKKINDSQAPKVD	754
Z06214a	AEAKYAKEVLDADWEIDKLPNLTIDQWLAFLINKLDDDDPSQSELLSEAKKINDSQAPKVD	755
Z06215a	AEAKYAKEVLEAWDEIDHLPNLTLDQWLAFLINKLDDDDPSQSELLSEAKKINDSQAPKVD	756
Z06226a	AEAKYAKEVLEAWDEIDALPNLTIEQWLAFLINKLDDDDPSQSELLSEAKKINDSQAPKVD	757
Z00000	VDNKFNEQQNAFYETILHLPNLNEEQRNAFTQSLKDDPSQSANLAEAKKINDAQAPK	758
ABD094	LAEAKEAANAELDSYGVSDFYKRLIDKAKTVEGVEALKDAI LAALP	759
Human C5	<p>MGLLGILCFLIFLGKTWQEQTYVTSAPKIFRVGASENIVTQYGYTEAFDATISIKSYDPKKFSYSSGHVHLSSENKFFQ</p> <p>NSAILTIQPKQLPGGQNPVSXVYLEVVSXHFSSKSRMPITYDNGFLFIHTDKPVYTPDQSVKRVVYSLNDDDLKPAKRETV</p> <p>LTFFIDPEGSEVDMVEIDHIGIISFPDFKIPSNPRYGMWTIKARYKEDFTTGTAYFEVKEYVLPHPFSVSIPEEYNFIFY</p> <p>KNFKNFEITIKARYFYNKVVTEADVYITFGIREDLKDDQKEMQMTAMQNTMLINGIAQVTFDSETAVKELSYYSLEDLNN</p> <p>KYLYIAVTVIESTGGFSEAEIPGIKYVLSPYKLNIVATPLFLKPGIPYPIKVQVKDSLQVLGGVPVTINAQITIDVNGE</p> <p>TSDDLPSKSVTRVDDGVASFVNLNPSGVTVLEFNVKTDAPDLPEENQAREGYRAIAYSSLSQSYLYIDWTDNHNKALLVGE</p> <p>HLNIIIVTPKSPYIDKITHYNYLIISKGKIIHFGTREKFSQSYOSINIPVTQNMVPSRLLVYIVTGEQTAEIVSDSVW</p> <p>LNIEEKGCGNQQLVHLSPDADAYSPOQTVS LNMATGMSWVLAADVSAVYGVQRGAKKPLERVFQFLEKSDLCGAGGGL</p> <p>NNANVFHLAGLTFLTNANADDQENDEPCKEILRPRTTQKKIEBIAAKYKHVVVKKCCYDGCACVNNDETCEQRAARISL</p> <p>GPRCIRKAFTECCVVASQLRANI SHKDMQLGRLHMKTL LPPVSKPEIRSYEPESMLWEVHLVPRKQLQFALPDSLITTWELQ</p> <p>GVGINSNTGICVADTVKAKVFKDVLFLEMMNIPYSVVRGEQIQLGKGTVYNYRTSGMFCVKMSAVEGICTSESPVIDHQGTKS</p> <p>SKCVROKVEGSSHLVFTFVLPLEI GLHNINFSLETWFGKEILVKTLRVVPGEVKRESYSGVTLDPRGIYGTISRREFFP</p> <p>YRIPLDLPKTEIKRILSVKGLLVGEILSAVLSQEGINILTHLPKGSAAEILMSVVPVYFVHYLETGNHWNIFHSDPLI</p> <p>EKQIKKKLKEGMLSIMSYRNADYSYSVWKGGSASTWLTAFAALVLGQVKNKYVEQONQSI CNSLLNLYENYQLDNGSTKE</p> <p>NSQXQPIKLOQTLPVEARENSLYLTAFTVIGIRKAFD ICPLVKIDTALIKADNLFLENTLPAQSTFTLAI SAYALSGLDK</p> <p>THPQFRSIVSALKREALVKGPNPIYRFFWKDNLQHKDSSVENTGTARMVETTAYALLTSLNLKDINYNVNFVIKWLSEEQRY</p> <p>GGGFYSTQDTTINAIEGLTEYSLLVKQLRLSMDIDVSYKHKGALHNYKMTDKNFLGRPVEVLINDDLIVSTGFGSGLATVH</p> <p>VTTVHKTSSTSEEVCSFYLKIDTQDIEASHYRGYNSDYKRIVACASYXPSSRESSSGSSHAVMDISLPTGTSANEEDIK</p> <p>ALVEGVDQLFTDYQIKDGHVILQINSIPSSDFLCVRFRIEFLVEVGFSLSPATFTVYEHPRPKQCTMEYSTSNIKIQKVC</p> <p>EGAAACKVEADCGMQEELDITISAEITRKQTACKPEIAVAYKVSITSIIVENVVFKYKATLLDIYKTGEAAVEKDSITTF</p> <p>IRKVTCTNAELVKGRQYLMGKEALQIKYNFSFRYIYPLDSLITWIEYWRDITTCSSCQAFLANLDEFADDI FLNGC</p>	760

OmCi – His6	MDSDDCTGSEPVDAFOAFSEGKEAYLVLRSTDPKARDCLKGEPAEKQDNTLPVMMTFKNGTDWASTDWTFTLDGAKVTATLGNLTQNRREVVDQSQSHHCH	761
Cynomolgus C5	VDKVEKVPDYEMWMLDAGGLEVECCROKLEELASGRNQMYPHLKDCGGGGSENLYFQGSHHHHH MGLLGLCFILFGLTKTWGGEQTYTISAPKIFRVGASENINVIQYTYEAFDATISKSPDKFSYSSGHVHLSSENKFNQNSAVLTIQPKQLPGGQNCQSVYVLEVVSKH FSKSKPIYDNGFLFIHTDKPVTYTPDQSVKVRVYSLNDDLKPAKRETVLTFIDPEGSEIDMVEIDHIGISPPD-KIPSNPRYGMWMTIQAQKYKEDFTSTGTAFVKEY VLPHFSVSEPSNFIGNKFNFEITIKARIFYNKNVTEADVIYTFIGREDLKDDQKMKMOTAMQNTMUNGIAEVTDFSETGAVKELSYYSYEDLNNKYLVAIVTIES TGGSEEAEPGKIYKIVSPYKLNILVATPLFLKPGIPYSIKVQKDALDQLVGVPVTLNAQTIQIDVNETSDLEPRKSVTRVDDGVASFVNVLPSPGVTVLEFNVKTDAPD LPDENQAREGYRAIAYSSLOSILYIDWTDNHKALLVGEYLVNITPKSPYIDKITHYNYLSKGIHFGTREKLSDASYQSINIPVTQNMV/PSSRLVYVIVTGEQTAEAL VSDSVWLNIECKGNLQVHLSPADTTPGQTVSLNIMVMTGMSDVAVALTAVDSAVYGVQRRRAKPLERVFOFLKSDLCGAGGGLNNANVHFLAGLTLTNA NADDSQENDEPCKEILIRPRRMLOEKIEIAAKYKHLWKKCCYDGV/RINHDETCQRAARISVGRPCVKAFTECCVVASQLRANNSHKDLQLRLHMKTLPLVSKPEI RSYFPESWLWEVHLVPRRKLQFALPDSYTTWEIQVGSISNGICVADIKAVFKDVFLEMINIPYVVRQVQLKGTYYNYRTSGMQFCVKMSAVEGICTSESP VIDHQGTSSKVRQKVEGSSNHLVFTVPLLEIGLQINFSLETSFGKELVLSLRVPEGVKRESYSGITLDPRGVGTISRKEFPYRIPLDLVPKTEIKRILSVKGLLVG EILSAVLSREGINILTHLPKGSAAELMSVPYFVHYLETGNHWNIFHSDPLIEKRNLKLEKMGMSIMSYRNADYSVWVGKGSASTWLITAFALRVLGQVHKYV EQNQCISNLSLWLVENYQLDNGSF-KENSQYQPKLQGTLPVEARENSLYLTAFVIGIRKAFDIPCPLVKINTALIKADTFLLENTLPAQSTFTFLAISAYALSIGDKTHPQ FRSIVSALKREALVKGNPPIYRFWKDSLQHKDSV/PNTGTARMVETTAYALLTSLNLKDNINYVNIPIKWISSEQRVGGGFYSTQDTINAIEGLETSYLLVKQLRLNMDI DVAYKHGKPLHNYKMTDNFLGRPVEVLLNDXVVSTGFGSGLATVHVTTVVHKTSTSEECVSFYLKIDTQDVEASHYRGVGNSDYKRIVACASYKPSKESSSGS HAVIMDISLPTGINANEEDILKALVEGVDQLFTDYQIKDGHVILQNSPSSDFLCVRFRIEFLFVGLSPATFVYEHYRHPDKQCTMFYSTNIKIQKVGEGATCKCIA DCGQMQLDLTISAETRKQTACNPEIAYAYKVIITSITTENVFYKYKATLLDIYKTGEAVAEKDSITFKKVTCTNAELVKGRQYLMGKEALQIKYNTFRYYPDLSLT WIEYVWPRDTTCCSCQAFANLDEAEEDIFLNGC tgcttcggctcgatgtgtg*g	762
AFFI-21	cggaaccagagacacacgg	763
AFFI-22	cggaaccagagacacacgg	764
AFFI-72	cggaaccagagacacacgg	765
Vector seq.	MGSSHHHHHLQ	766
Library seq.	AA ATA AAT CTC GAG GTA GAT GCC AAA TAC GCC AAA GAA/GAG NNN NNN NNN GCA/GCC NNN NNN GAG/GAA ATC/ATT NNN NNN TTA/CTG CCT AAC TTA ACC/ACT NNN NNN CAA/CAG TGG NNN GCC/GCG TTC ATC/ATT NNN AAA/AAG TTA/CTG NNN GAT/GAC GAC CCA AGC CAG AGC TCA TTA TTT A AEAKYAKEVLEAWDEIDRLPNLTIEQWLAFINKLDDPSQSSSELLSEAKKINDSQAPKV/DGSLAEAKEAANAELDSYGVSDFYKRLIDKAKTVEGVEALKDAILAALP	767
Z06.175a-GS- ABD094	AEAKYAKEVLEAWDEIDRLPNLTIEQWLAFINKLDDPSQSSSELLSEAKKINDSQAPKV/DGSLAEAKEAANAELDSYGVSDFYKRLIDKAKTVEGVEALKDAILAALP	768
Z06.175a-Z06.175a- GS-ABD094	AEAKYAKEVLEAWDEIDRLPNLTIEQWLAFINKLDDPSQSSSELLSEAKKINDSQAPKVDAEAKYAKEVLEAWDEIDRLPNLTIEQWLAFINKLDDPSQSSSELLSEAKKINDSQAPKV/DGSLAEAKEAANAELDSYGVSDFYKRLIDKAKTVEGVEALKDAILAALP	769
Z06.175a-GS- ABD094- GSGGGSGGGGS-	AEAKYAKEVLEAWDEIDRLPNLTIEQWLAFINKLDDPSQSSSELLSEAKKINDSQAPKV/DGSLAEAKEAANAELDSYGVSDFYKRLIDKAKTVEGVEALKDAILAALP GSGGGSGGGGS-AEAKYAKEVLEAWDEIDRLPNLTIEQWLAFINKLDDPSQSSSELLSEAKKINDSQAPKV/D	770
Z06.175a Z06.175a-Z06.175a- GSGGGSGGGGS- ABD094	AEAKYAKEVLEAWDEIDRLPNLTIEQWLAFINKLDDPSQSSSELLSEAKKINDSQAPKVDAEAKYAKEVLEAWDEIDRLPNLTIEQWLAFINKLDDPSQSSSELLSEAKKINDSQAPKV/DGSLAEAKEAANAELDSYGVSDFYKRLIDKAKTVEGVEALKDAILAALP	771
Z06.175a-GS	AEAKYAKEVLEAWDEIDRLPNLTIEQWLAFINKLDDPSQSSSELLSEAKKINDSQAPKV/DGSLAEAKEAANAELDSYGVSDFYKRLIDKAKTVEGVEALKDAILAALP	772
Z06.175a- GSGGGSGGGGS- ABD094	AEAKYAKEVLEAWDEIDRLPNLTIEQWLAFINKLDDPSQSSSELLSEAKKINDSQAPKV/DGSLAEAKEAANAELDSYGVSDFYKRLIDKAKTVEGVEALKDAILAALP	773

Fig. 2



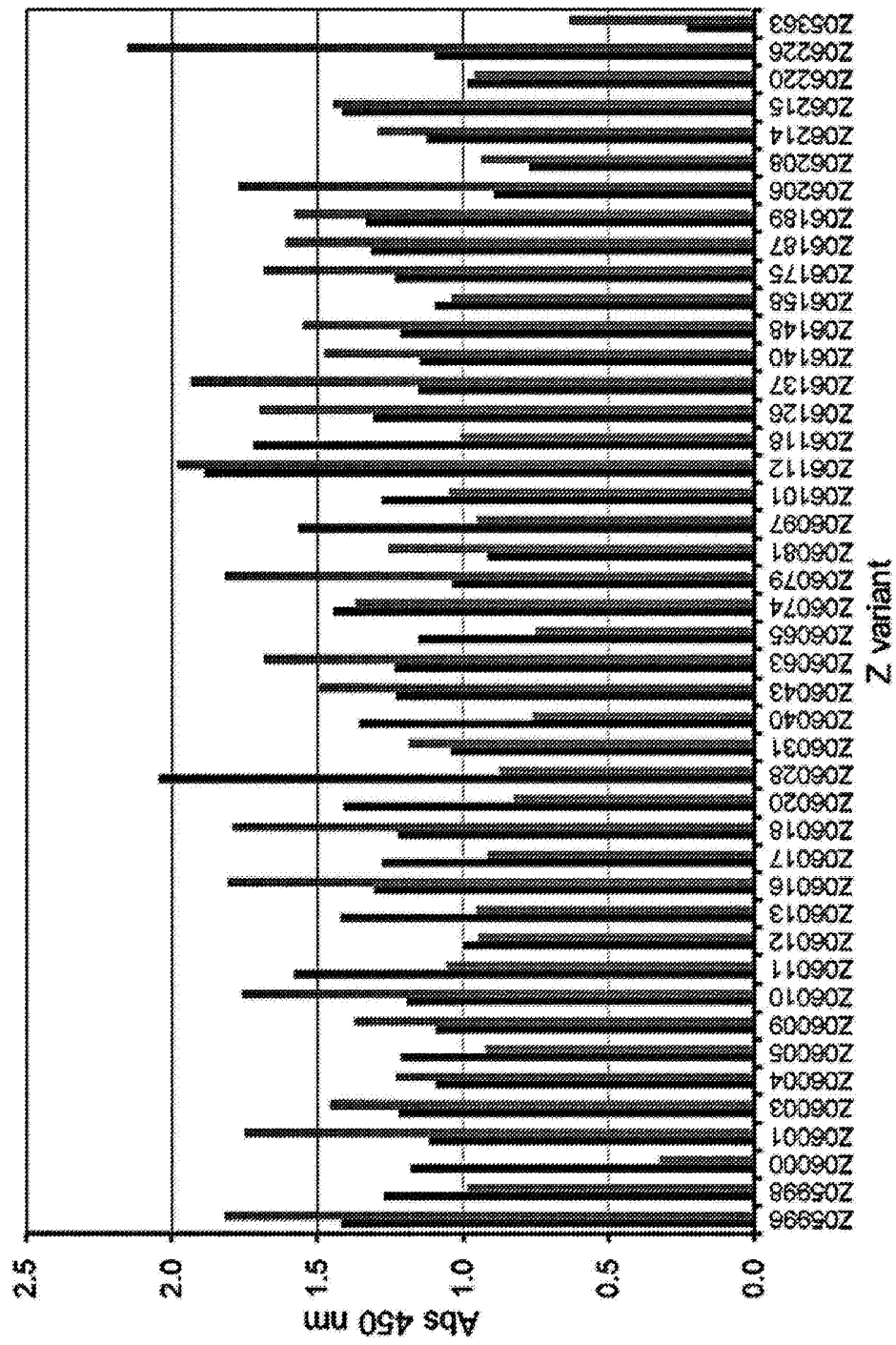


Fig. 3

Fig. 4

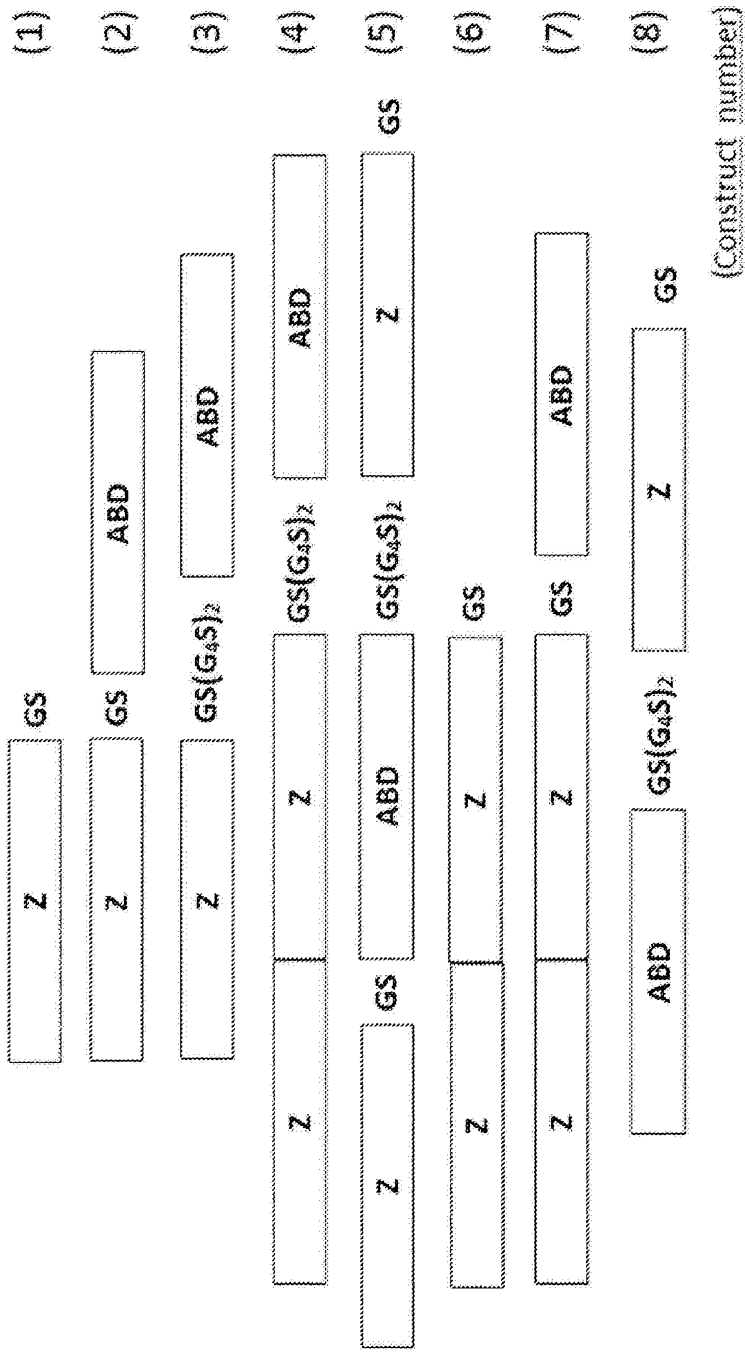


Fig. 5

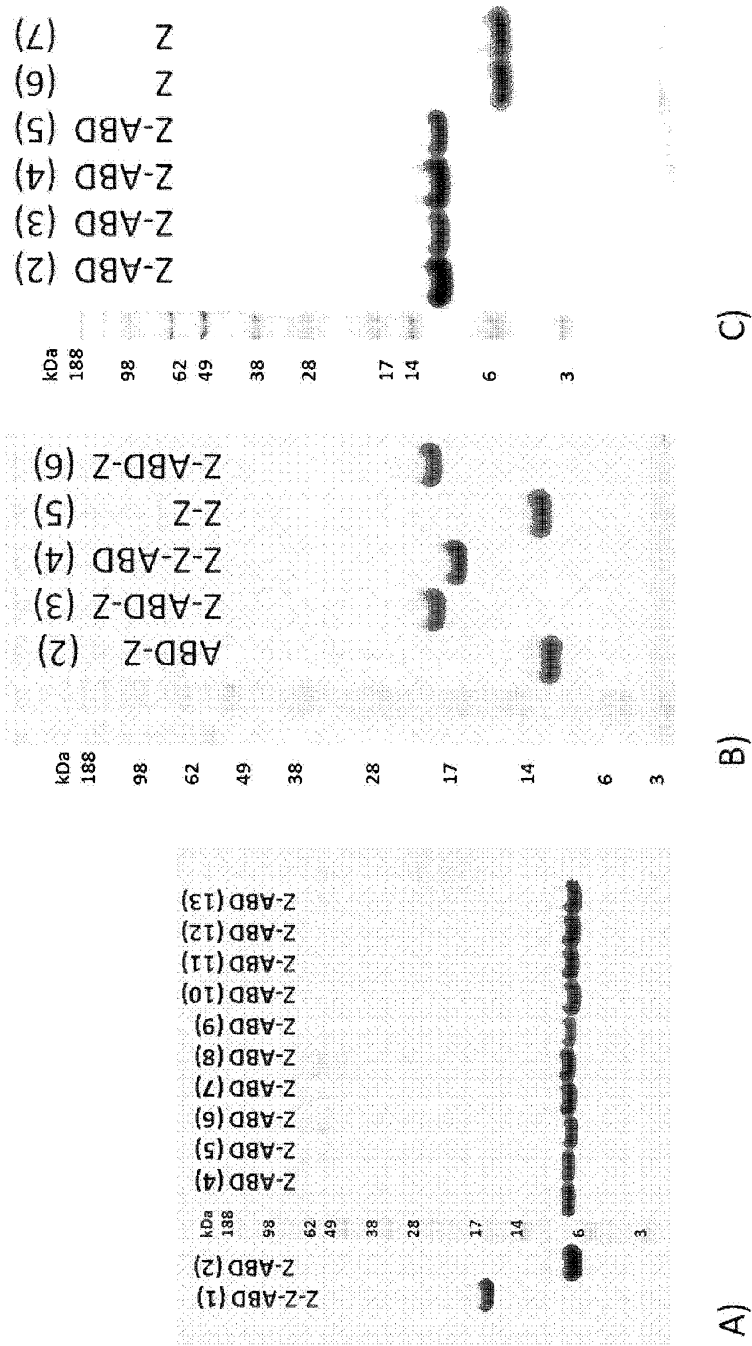


Fig. 6A

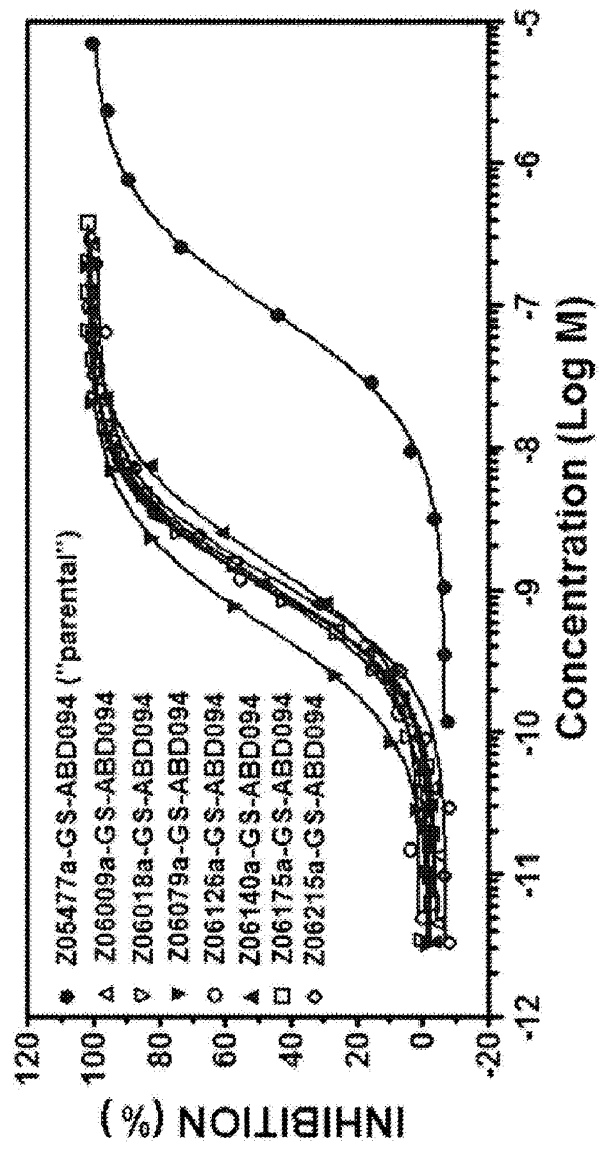


Fig. 6B

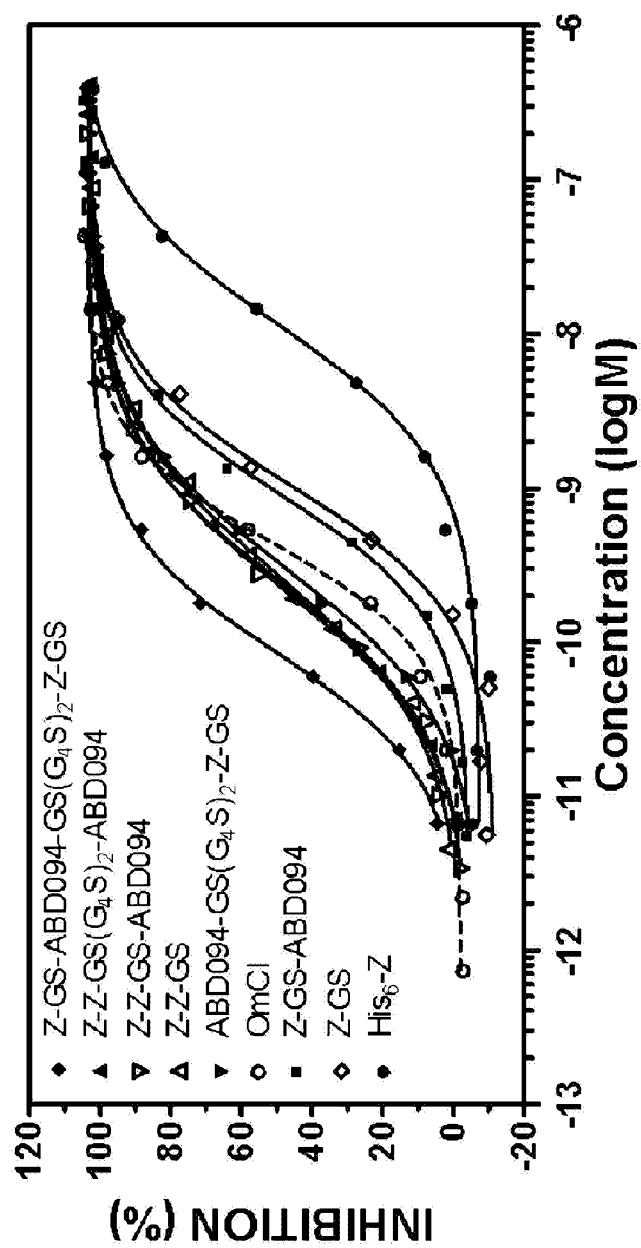


Fig. 7A

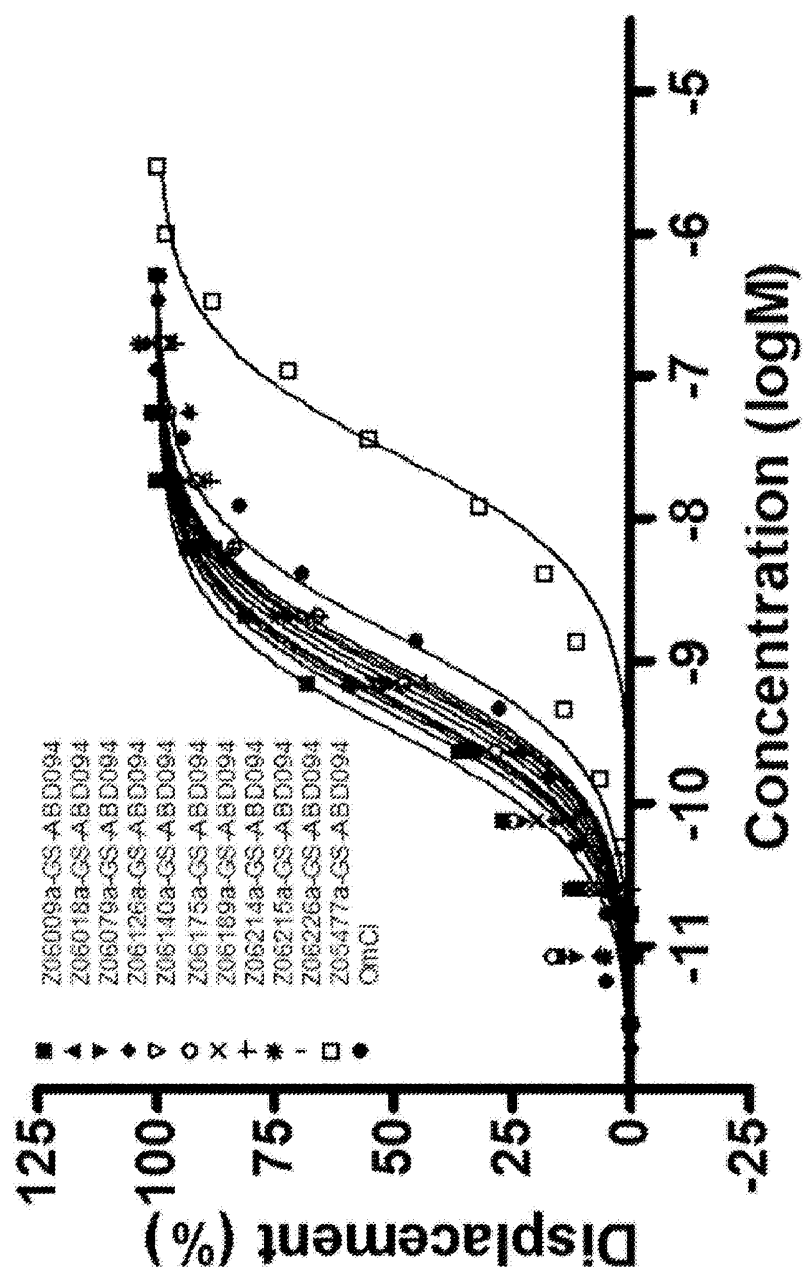


Fig. 8A

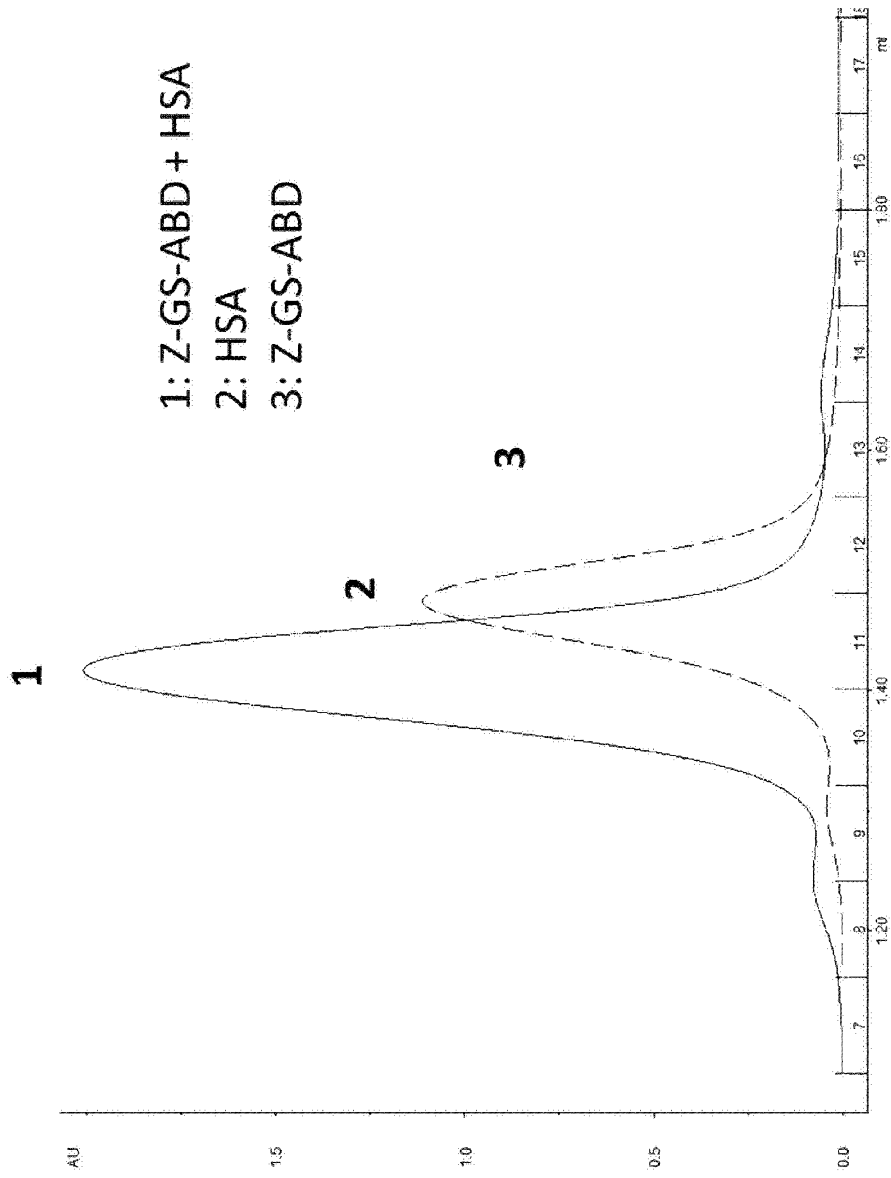


Fig. 8B

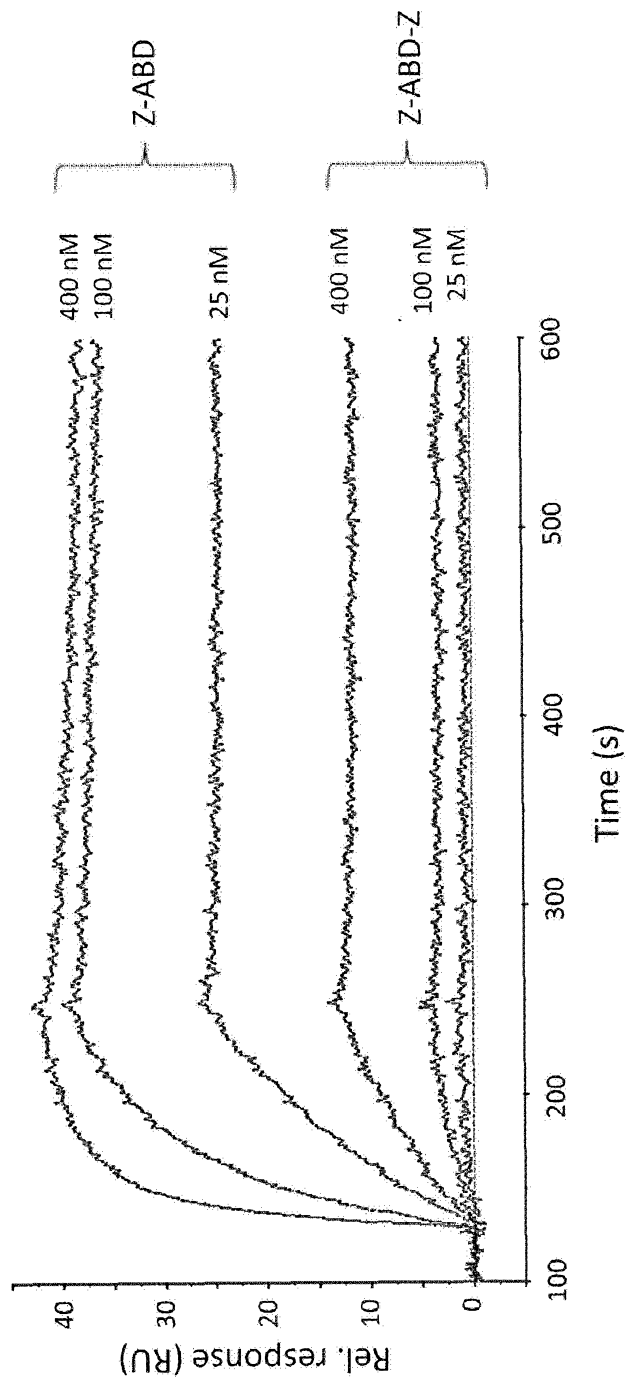


Fig. 9

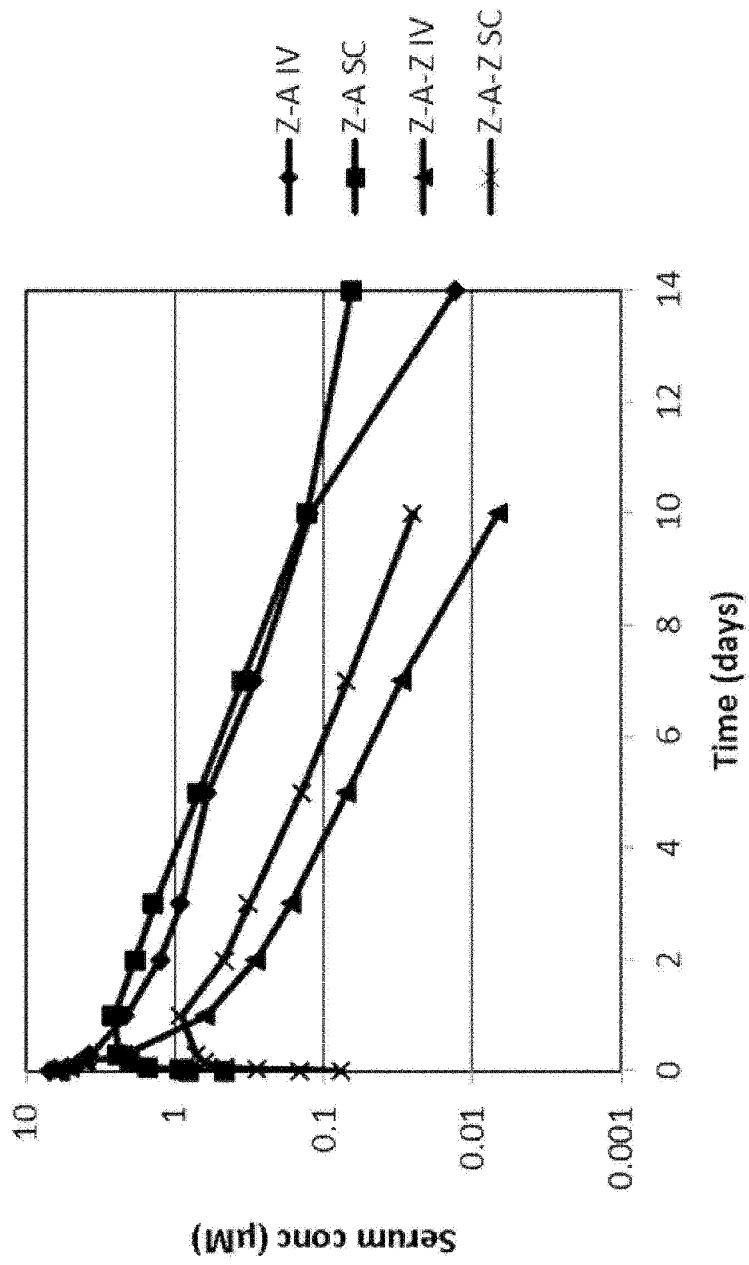


Fig. 10

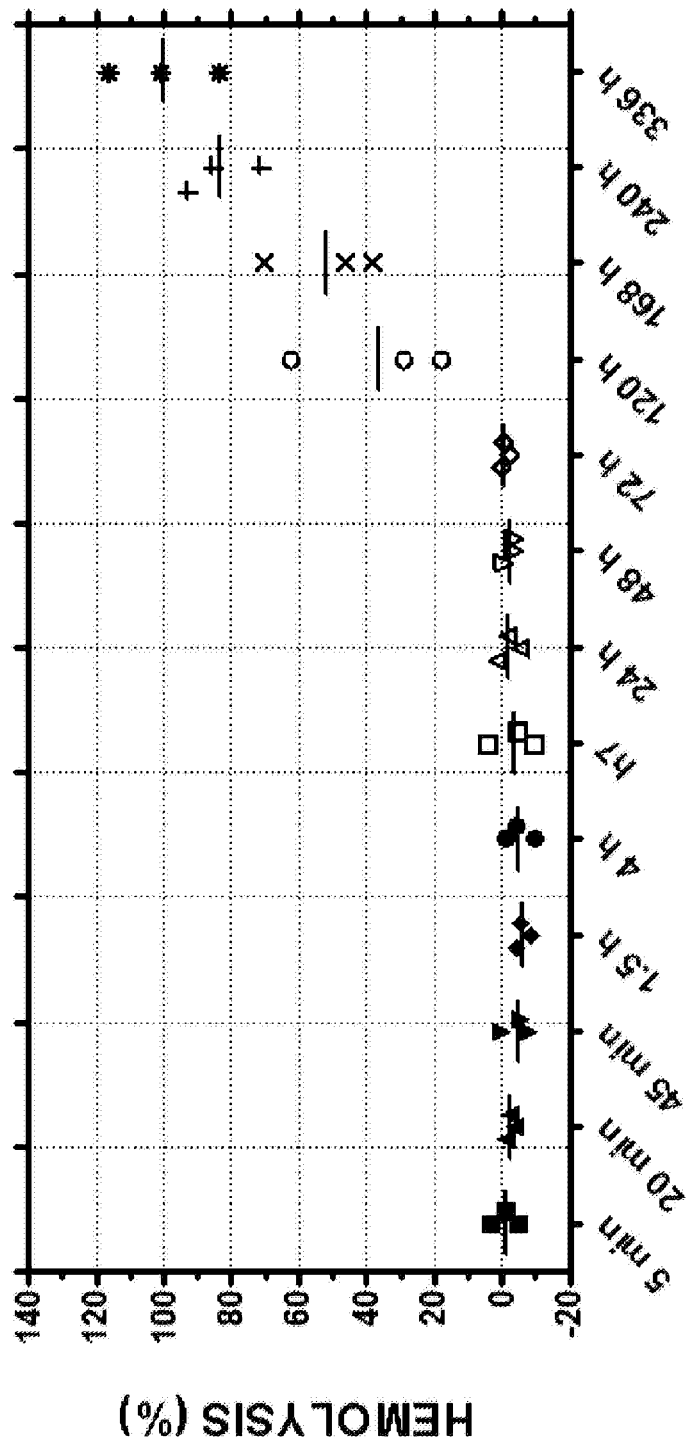


Fig. 11

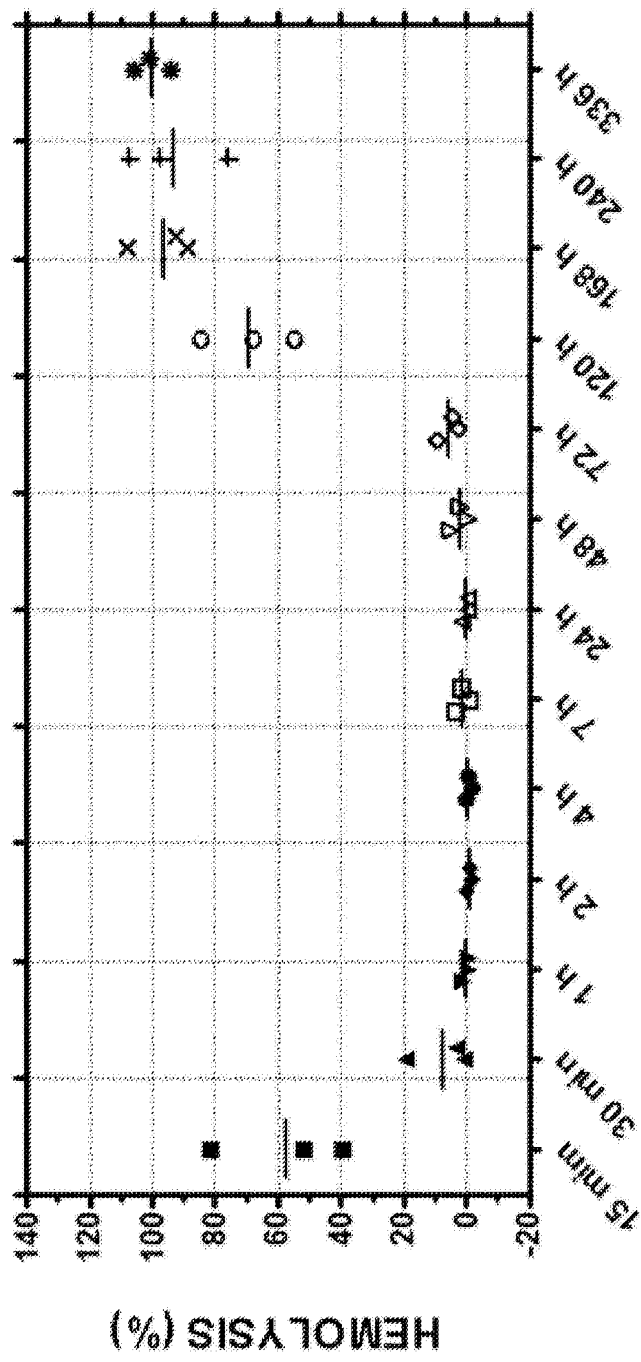


Fig. 12

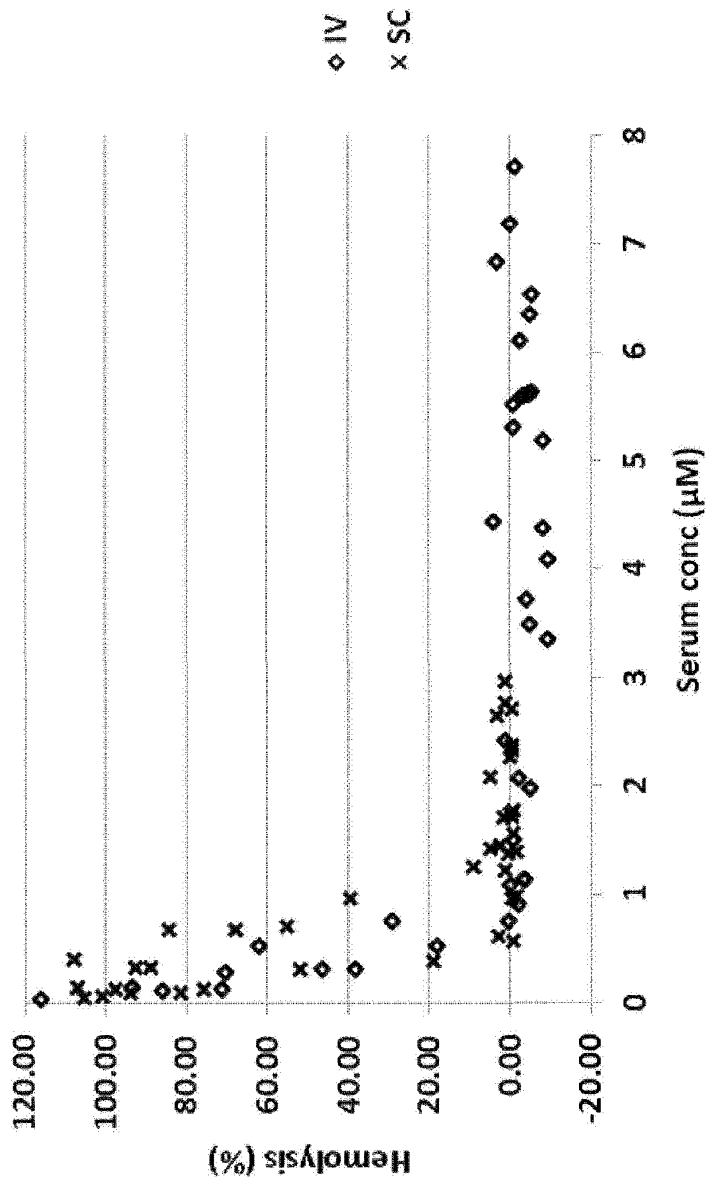


Fig. 13




Fig. 14

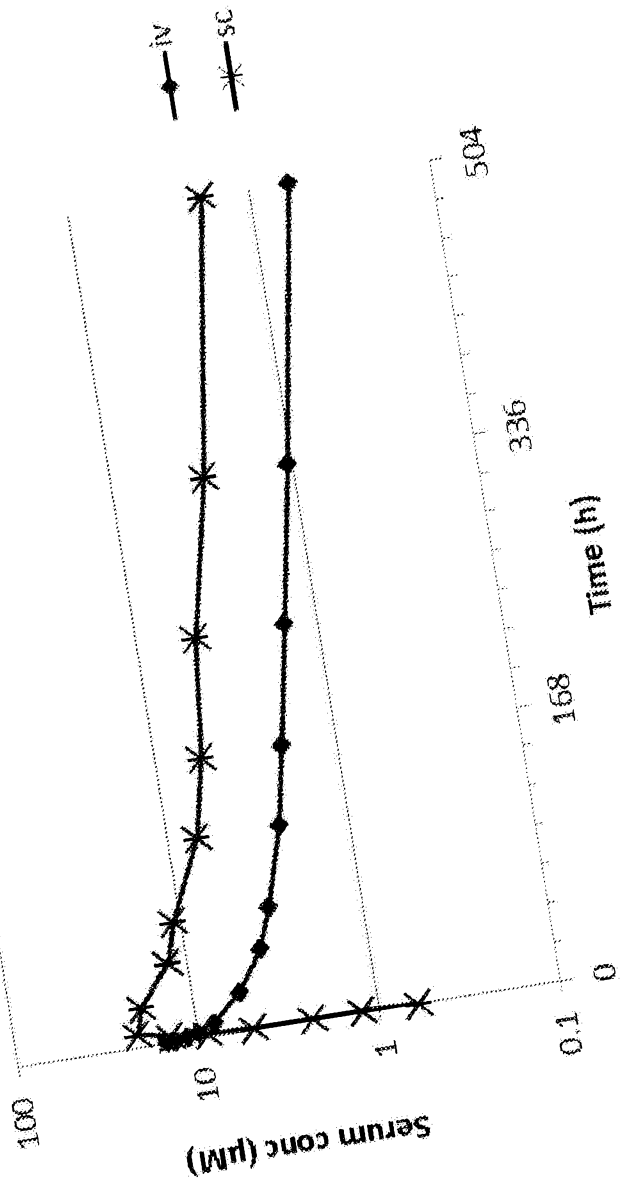


Fig. 15

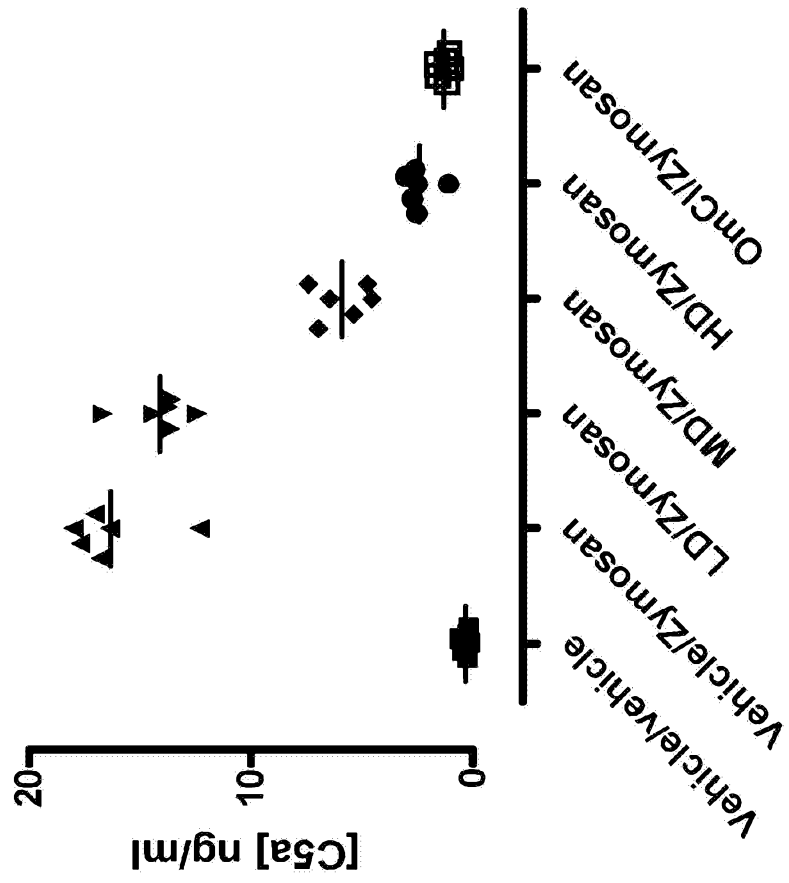


Fig. 16A

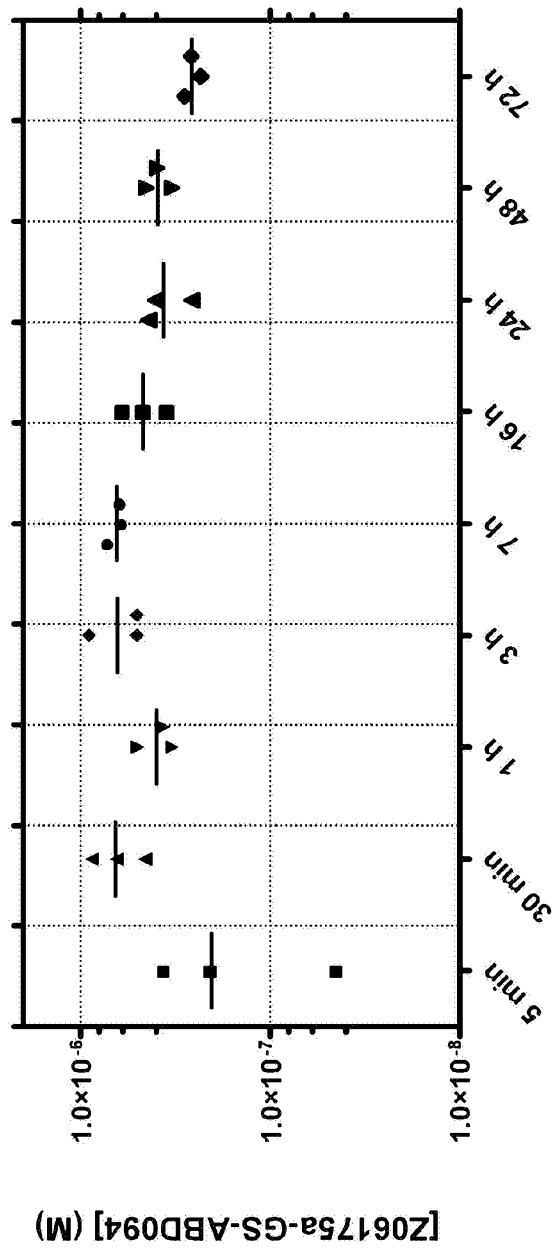


Fig. 16B

