



US00D363555S

United States Patent [19] Lie

[11] **Patent Number:** **Des. 363,555**

[45] **Date of Patent:** ****Oct. 24, 1995**

[54] **FOOT MASSAGER**

D. 330,426 10/1992 Elkerbout D24/213
D. 339,638 9/1993 Bucher D24/213 X

[75] Inventor: **Sen-Nen Lie**, Kowloon, Hong Kong

Primary Examiner—Stella Reid
Attorney, Agent, or Firm—Blakely, Sokoloff, Taylor & Zafman

[73] Assignee: **Kolvin Industries Limited**, Kowloon, Hong Kong

[**] Term: **14 Years**

[57] **CLAIM**

[21] Appl. No.: **7,411**

The ornamental design for a foot massager, as shown and described.

[22] Filed: **Apr. 5, 1993**

DESCRIPTION

[30] **Foreign Application Priority Data**

Oct. 7, 1992 [GB] United Kingdom 2026278

[52] **U.S. Cl.** **D24/213**

[58] **Field of Search** D24/213, 215,
D24/200; 601/23, 27, 28, 30

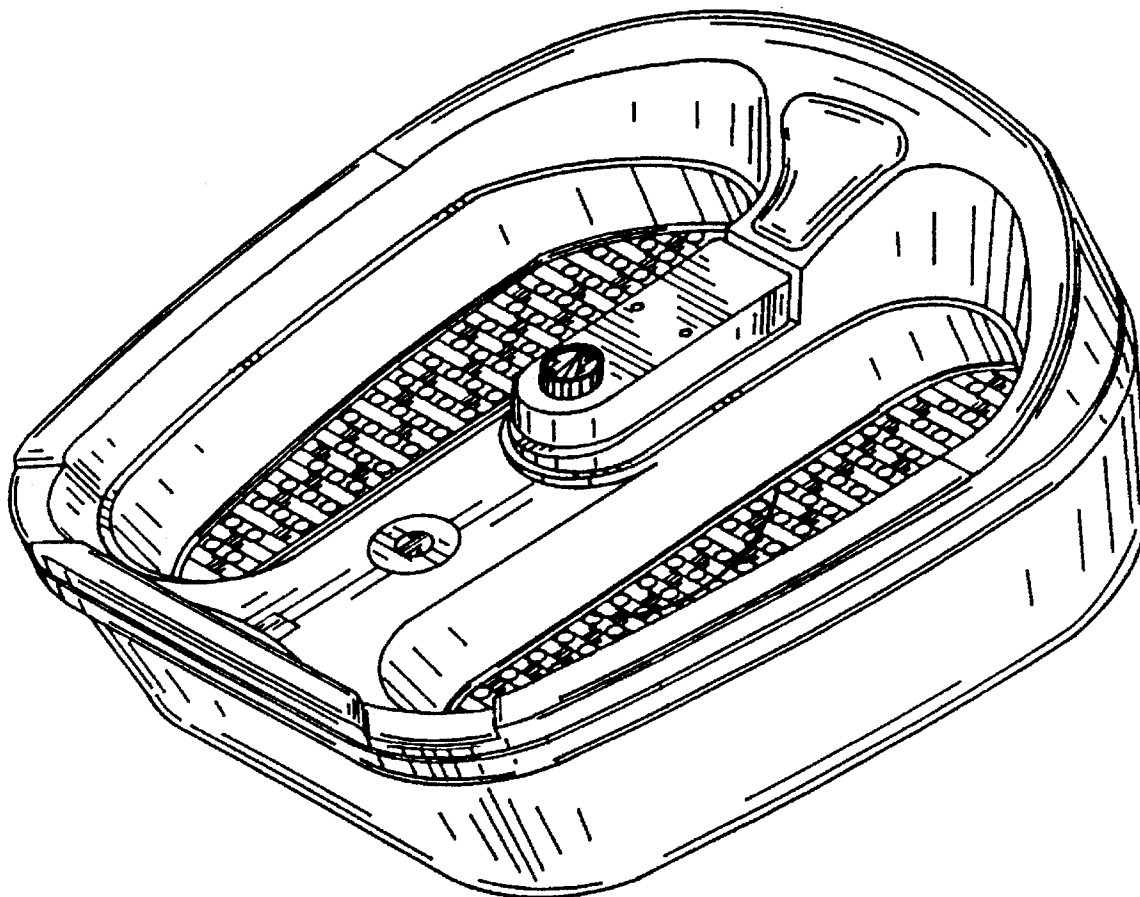
FIG. 1 is a top plan view thereof;
FIG. 2 is a side elevational view of the first side;
FIG. 3 is a side elevational view thereof, opposite that shown in FIG. 2;
FIG. 4 is a bottom plan view thereof;
FIG. 5 is a front elevational view thereof;
FIG. 6 is a rear elevational view thereof; and,
FIG. 7 is a top perspective view thereof.

[56] **References Cited**

U.S. PATENT DOCUMENTS

D. 280,934 10/1985 MacGregor D24/211 X

1 Claim, 3 Drawing Sheets



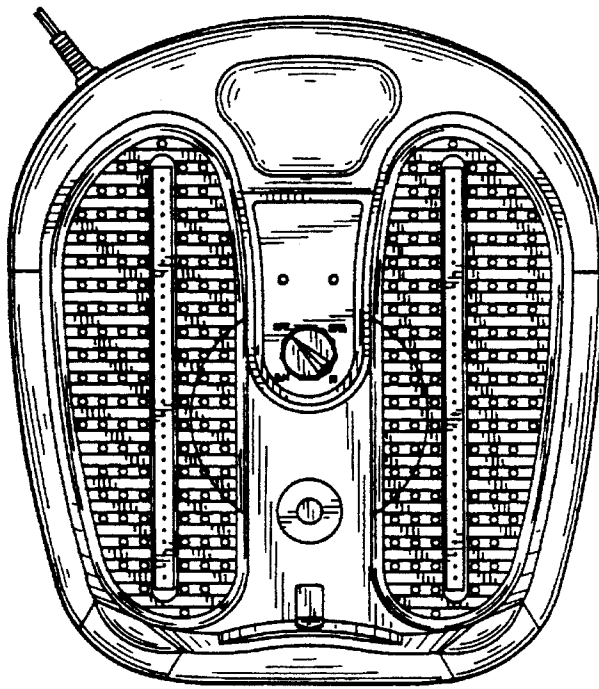


FIG. 1

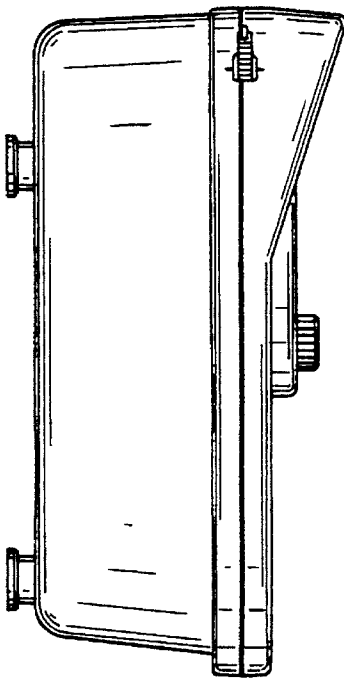


FIG. 2

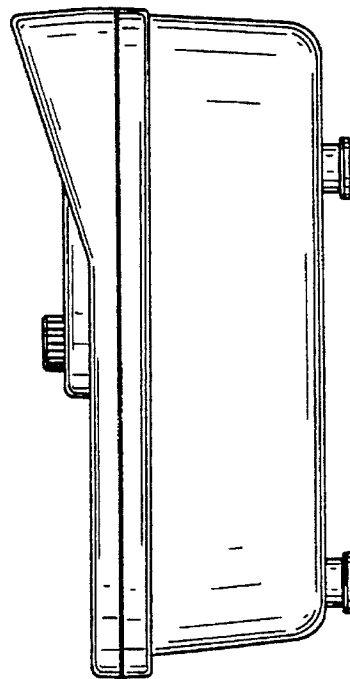


FIG. 3

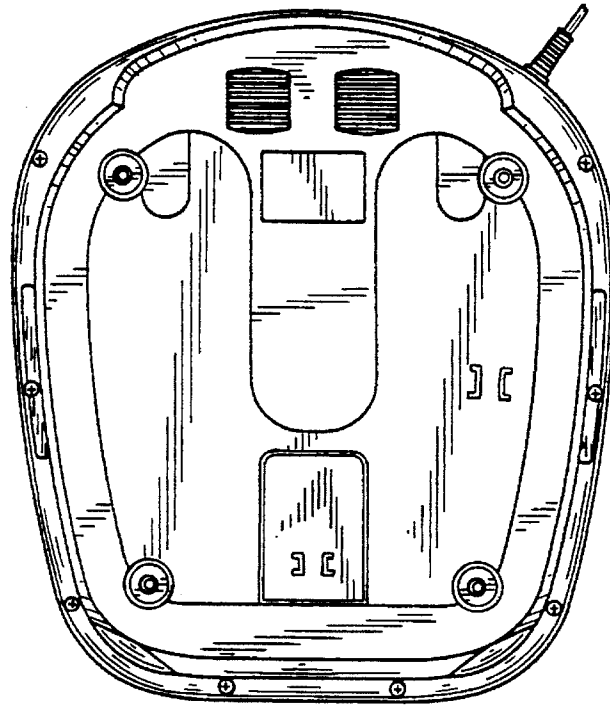


FIG. 4

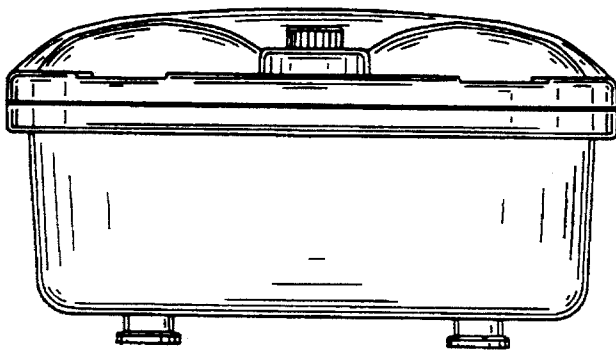


FIG. 5

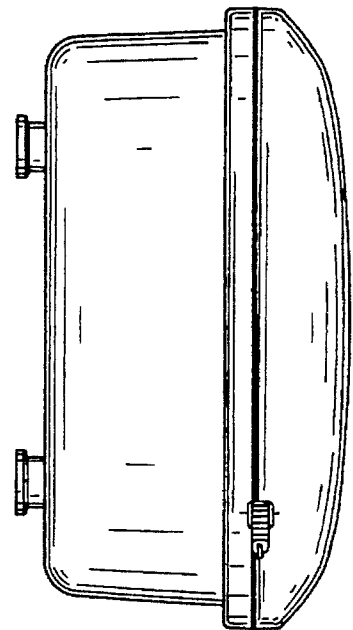


FIG. 6

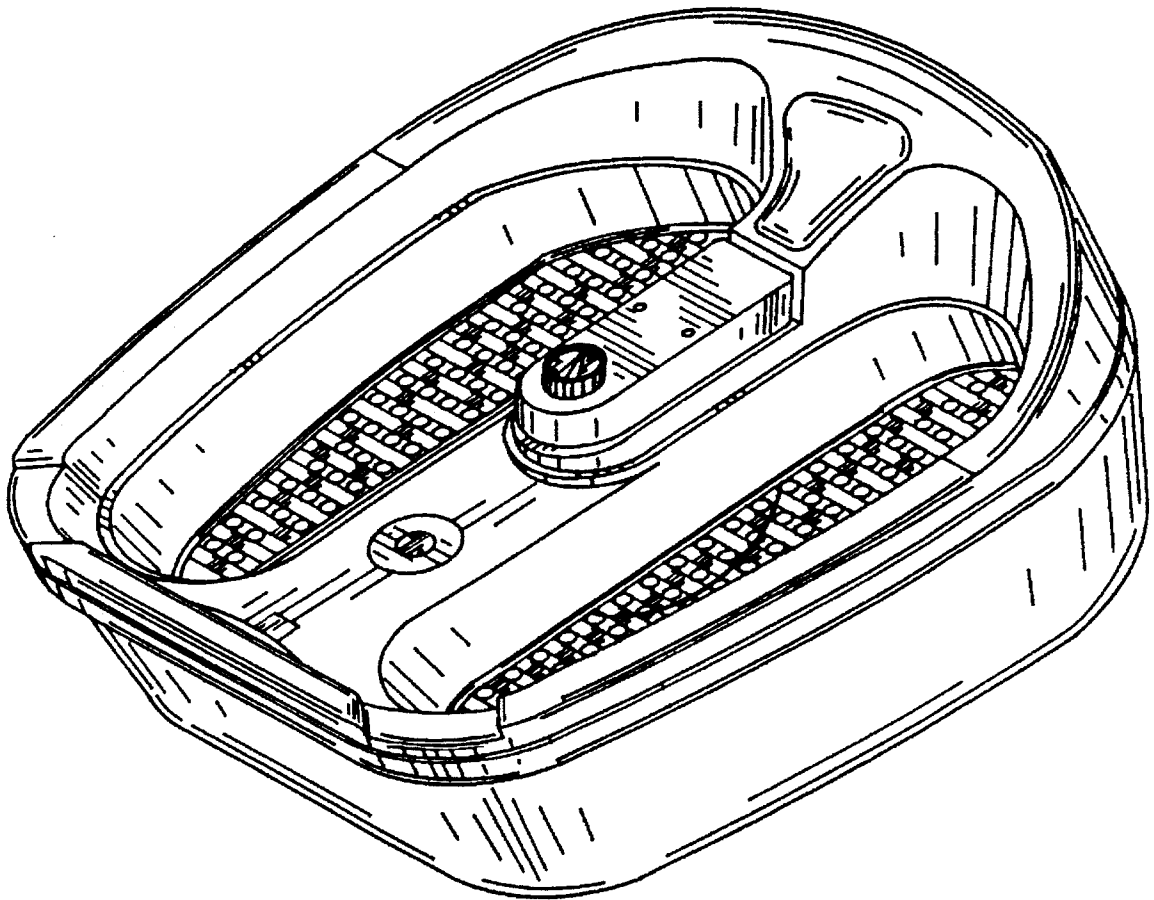


FIG. 7