



US00D727757S

(12) **United States Design Patent**  
**Sharifi**

(10) **Patent No.:** **US D727,757 S**

(45) **Date of Patent:** **\*\* Apr. 28, 2015**

(54) **CARGO SENSOR**

(71) Applicant: **Bahram Sharifi**, Lake Forest, CA (US)

(72) Inventor: **Bahram Sharifi**, Lake Forest, CA (US)

(73) Assignee: **Spireon, Inc.**, Knoxville, TN (US)

(\*\*) Term: **14 Years**

(21) Appl. No.: **29/462,846**

(22) Filed: **Aug. 9, 2013**

(51) **LOC (10) Cl.** ..... **10-04**

(52) **U.S. Cl.**  
USPC ..... **D10/65; D10/70**

(58) **Field of Classification Search**

CPC ..... G08G 1/096883; G08G 1/096872;  
G08G 1/096775; G01C 21/16; G01C 21/3688;  
G01C 21/30; G01C 21/265; G01C 21/26;  
G01C 21/00; G01C 21/3632; G01C 21/3617;  
G01C 25/005; G01C 21/3664; G01P 3/22;  
G01P 3/50; G01P 15/18; G06F 3/04  
USPC ..... D10/65, 70, 75, 78, 104.1,  
D10/106.1-106.8; D14/138 R, 138 AA,  
D14/138 AB, 138 AC, 138 AD, 341-347,  
D14/507-510, 136, 167, 168, 496, 498, 499,  
D14/500, 125-134, 239, 371, 374-377, 440,  
D14/450, 448, 336, 342; 343/702; 345/87,  
345/104, 133, 156, 168, 173, 901-905,  
345/165; 348/180, 184, 315, 739, 836, 838,  
348/325; 364/444, 499; 701/408-418, 431,  
701/432, 537, 1, 454, 428, 440, 400, 491,  
701/526, 455, 444, 36, 541, 487; 312/7.2;  
341/12; 720/605, 669, 600, 655;  
369/99, 197; 455/344, 347, 575.1;  
250/221, 338.3, 340, 239, 342, 341,  
250/DIG. 1, 353, 338.1; 307/116, 117, 9.1,  
307/10.1; 340/521, 527, 541, 567, 540,  
340/568.2, 539.23, 635, 687, 425.5, 815.4,

340/901, 988, 989, 990, 992, 995.1, 562,  
340/815.45; 315/159; 324/72.5, 556, 133,  
324/149, 503, 543, 555, 66, 72, 754, 115,  
324/141, 522; 73/615, 624, 627, 644,  
73/514.33, 514.34, 510, 513, 527, 530;  
356/3.01-5.15; 235/105; 377/5, 24.2,  
377/26; 702/155, 160, 176, 78, 79, 82,  
702/91-95, 104, 116, 141, 150, 151, 154,  
702/127, 131, 182, 183, 189; 600/437, 443,  
600/453, 459, 465, 479, 500, 502, 595, 485,  
600/481, 483; 700/17; 715/762, 764, 970

See application file for complete search history.

(56) **References Cited**

U.S. PATENT DOCUMENTS

D587,748 S 3/2009 Anderson, Jr. et al.  
D594,354 S 6/2009 Disselkoen et al.

(Continued)

*Primary Examiner* — Antoine D Davis

(74) *Attorney, Agent, or Firm* — Raj Abhyanker, P.C.

(57) **CLAIM**

The ornamental design for a cargo sensor, as shown and described.

**DESCRIPTION**

FIG. 1 is a back perspective view of a cargo sensor, showing my new design.

FIG. 2 is a front view of the cargo sensor of FIG. 1;

FIG. 3 is a back view of the cargo sensor of FIG. 1;

FIG. 4 is a left-side view of the cargo sensor of FIG. 1;

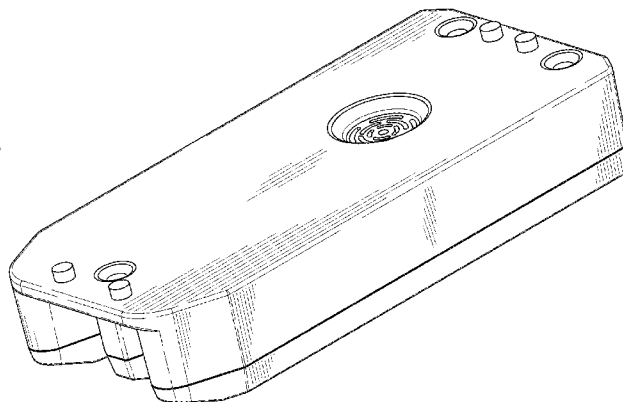
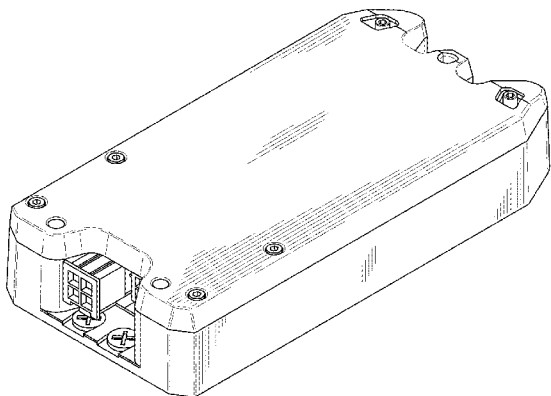
FIG. 5 is a right-side view of the cargo sensor of FIG. 1;

FIG. 6 is a top view of the cargo sensor of FIG. 1;

FIG. 7 is a bottom view of the cargo sensor of FIG. 1; and,

FIG. 8 is a front perspective view of the cargo sensor of FIG. 1.

**1 Claim, 6 Drawing Sheets**



(56)

**References Cited**

U.S. PATENT DOCUMENTS

D607,763 S	1/2010	Morel		
D648,640 S	11/2011	Wang		
D665,685 S *	8/2012	Okuda	.....	D10/70
				* cited by examiner
D686,516 S	7/2013	Wang		
D686,931 S	7/2013	Kaufman et al.		
D693,710 S *	11/2013	Bachel et al.	.....	D10/70

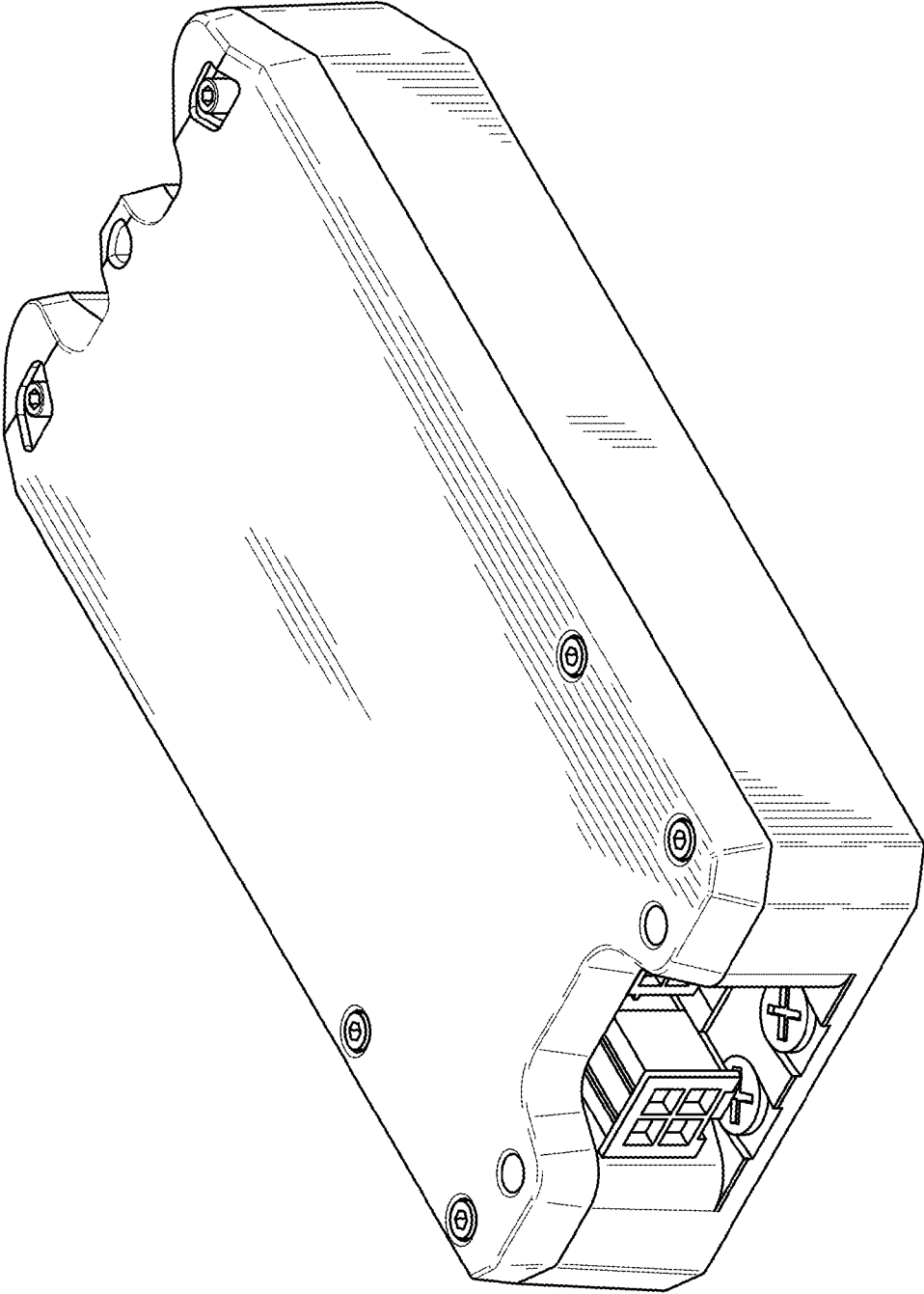


FIG. 1

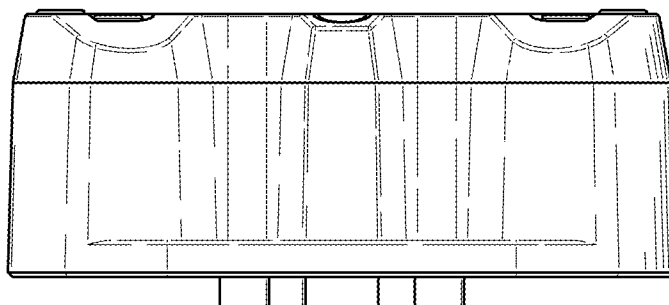


FIG. 2

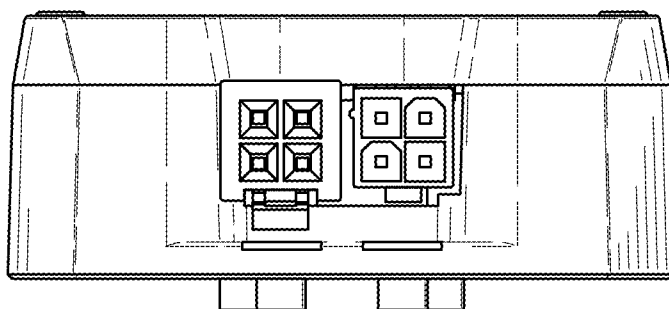


FIG. 3




FIG. 4

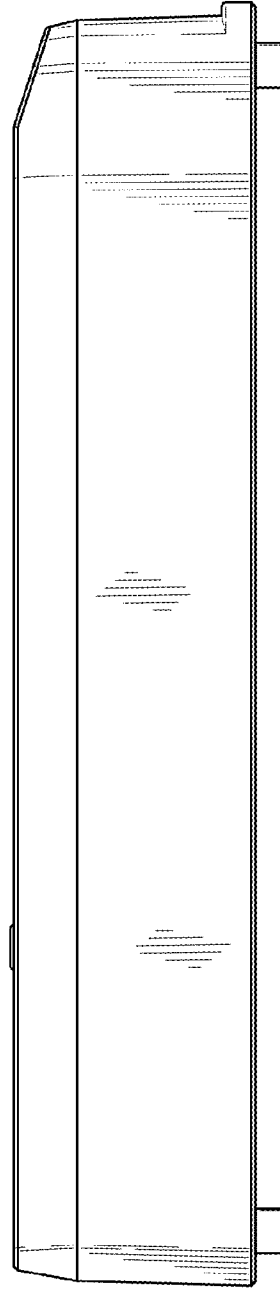


FIG. 5

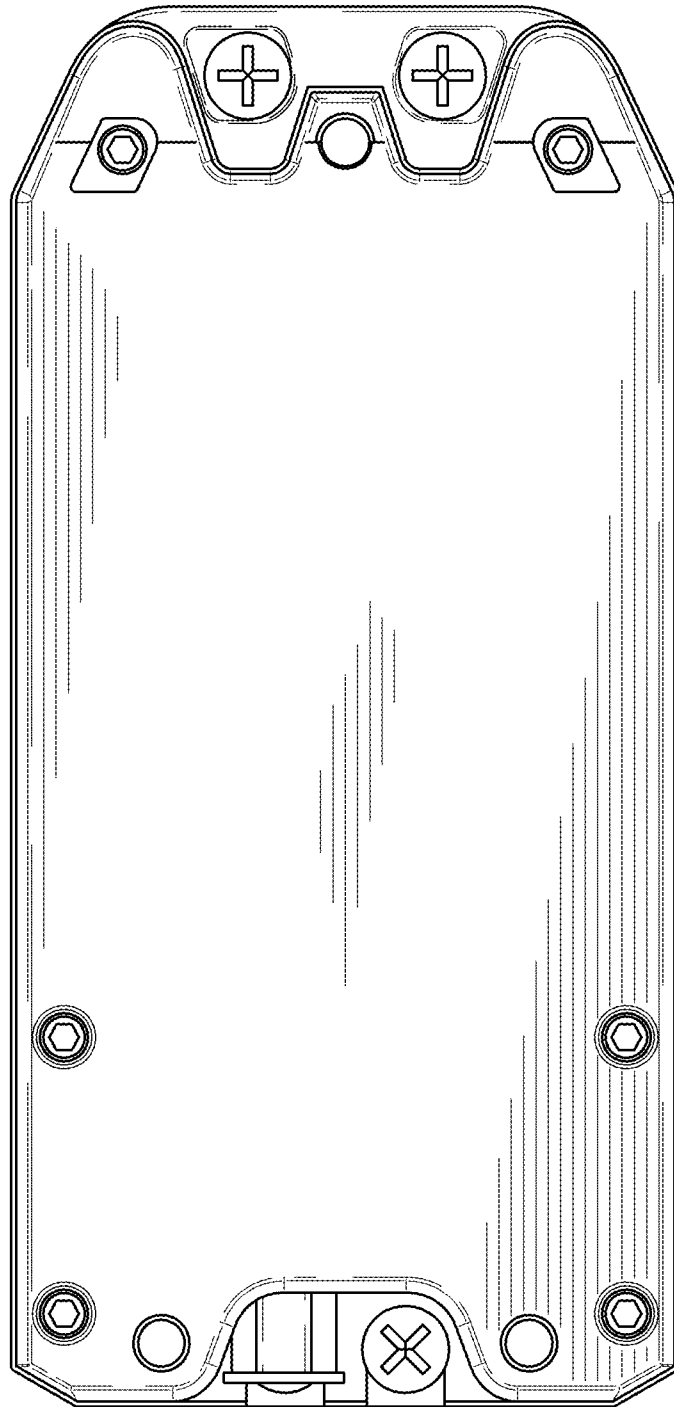


FIG. 6




FIG. 7

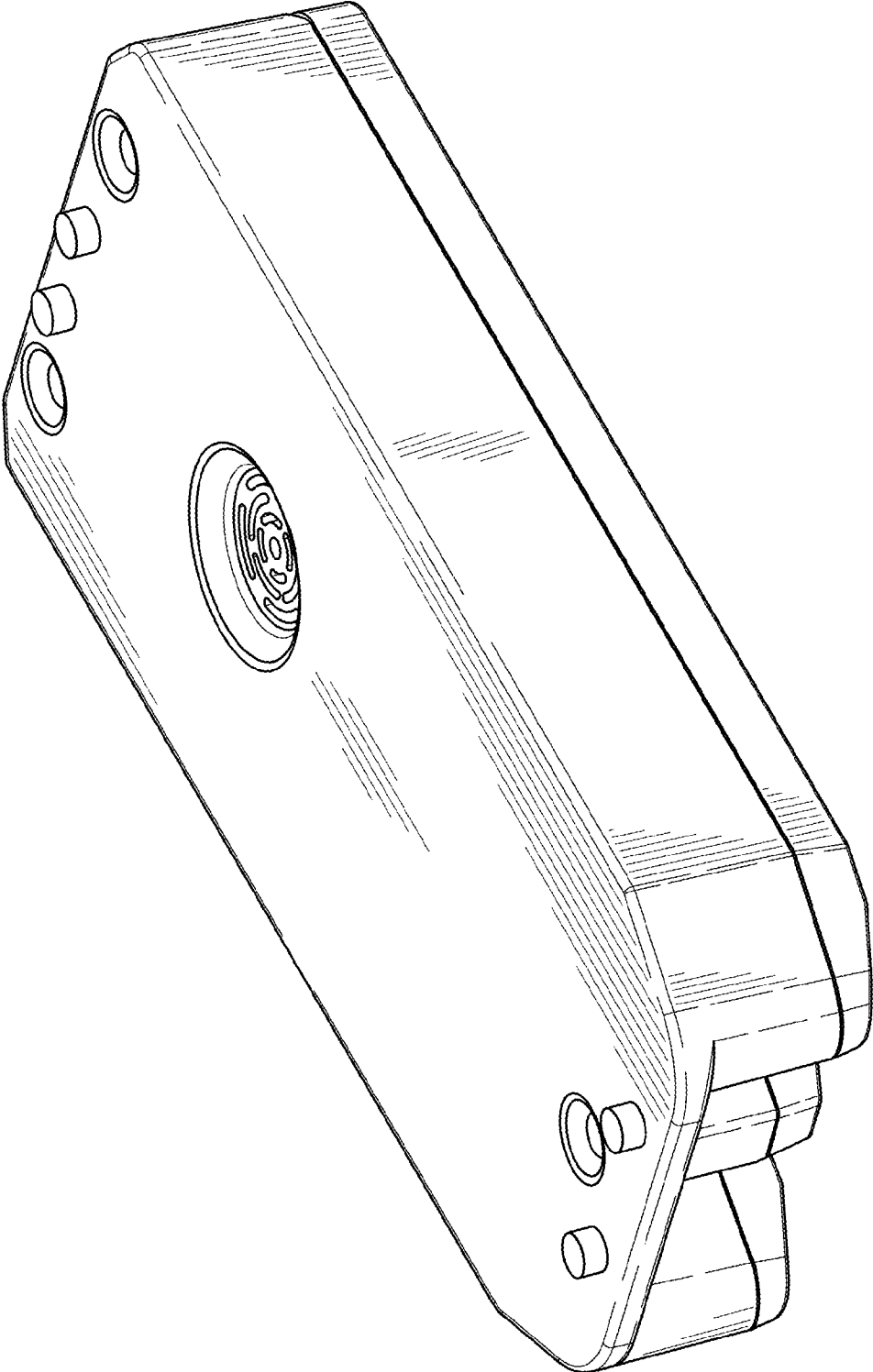


FIG. 8