

**(12) STANDARD PATENT**  
**(19) AUSTRALIAN PATENT OFFICE**

(11) Application No. **AU 2010321882 B2**

(54) Title  
**Salt form of a multi-arm polymer-drug conjugate**

(51) International Patent Classification(s)  
**A61K 47/48** (2006.01) **A61P 35/00** (2006.01)

(21) Application No: **2010321882** (22) Date of Filing: **2010.11.18**

(87) WIPO No: **WO11/063158**

(30) Priority Data

(31) Number	(32) Date	(33) Country
<b>61/262,463</b>	<b>2009.11.18</b>	<b>US</b>
<b>61/290,072</b>	<b>2009.12.24</b>	<b>US</b>

(43) Publication Date: **2011.05.26**

(44) Accepted Journal Date: **2016.01.14**

(71) Applicant(s)  
**Nektar Therapeutics**

(72) Inventor(s)  
**Chong, Anthony O.;Lee, Seju;Joshi, Bhalchandra V.;Bray, Brian;Nie, Shaoyong;Spence, Patrick;Kozlowski, Antoni;McManus, Samuel;Tipnis, Sachin;Lavaty, Greg;Swallow, David;Schaefer, Anthony;Handley, John**

(74) Agent / Attorney  
**Griffith Hack, GPO Box 4164, Sydney, NSW, 2001**

(56) Related Art  
**WO2005/028539**

(12) INTERNATIONAL APPLICATION PUBLISHED UNDER THE PATENT COOPERATION TREATY (PCT)

(19) World Intellectual Property Organization  
International Bureau



(43) International Publication Date  
26 May 2011 (26.05.2011)

PCT

(10) International Publication Number  
**WO 2011/063158 A1**

(51) International Patent Classification:  
*A61K 47/48* (2006.01) *A61P 35/00* (2006.01)

Sugar Land, TX 77478 (US). **SWALLOW, David** [US/US]; 9407 Funchurch Drive, Spring, TX 77379 (US).

(21) International Application Number:  
PCT/US2010/057292

(74) Agents: **EVANS, Susan, T.** et al.; King And Spalding, P.O. Box 889, Belmont, CA 94002-0889 (US).

(22) International Filing Date:  
18 November 2010 (18.11.2010)

(81) Designated States (unless otherwise indicated, for every kind of national protection available): AE, AG, AL, AM, AO, AT, AU, AZ, BA, BB, BG, BH, BR, BW, BY, BZ, CA, CH, CL, CN, CO, CR, CU, CZ, DE, DK, DM, DO, DZ, EC, EE, EG, ES, FI, GB, GD, GE, GH, GM, GT, HN, HR, HU, ID, IL, IN, IS, JP, KE, KG, KM, KN, KP, KR, KZ, LA, LC, LK, LR, LS, LT, LU, LY, MA, MD, ME, MG, MK, MN, MW, MX, MY, MZ, NA, NG, NI, NO, NZ, OM, PE, PG, PH, PL, PT, RO, RS, RU, SC, SD, SE, SG, SK, SL, SM, ST, SV, SY, TH, TJ, TM, TN, TR, TT, TZ, UA, UG, US, UZ, VC, VN, ZA, ZM, ZW.

(25) Filing Language: English

(26) Publication Language: English

(30) Priority Data:  
61/262,463 18 November 2009 (18.11.2009) US  
61/290,072 24 December 2009 (24.12.2009) US

(71) Applicant (for all designated States except US): **NEKTAR THERAPEUTICS** [US/US]; 455 Mission Bay Boulevard South, Suite 100, San Francisco, CA 94158 (US).

(72) Inventors; and

(75) Inventors/Applicants (for US only): **CHONG, Anthony, O.** [US/US]; 117 Windridge Way, SW, Huntsville, AL 35824 (US). **LEE, Seju** [US/US]; 108 Alisha Circle, Madison, AL 35756 (US). **JOSHI, Bhalechandra, V.** [IN/US]; 1211 Willowbrook Drive, #2, Huntsville, AL 35802 (US). **BRAY, Brian** [US/US]; 512 Farmingdale Road, Huntsville, AL 35802 (US). **NIE, Shaoyong** [CA/US]; 922 Willowbrook Drive, #6, Huntsville, AL 35802 (US). **SPENCE, Patrick** [US/US]; 110 Porch Light Place, Madison, AL 35756 (US). **KOZLOWSKI, Antoni** [US/US]; 2103 Greenslope Trail, Huntsville, AL 35811 (US). **MCMANUS, Samuel** [US/US]; 8867 Tacoma Trail, Huntsville, AL 35802 (US). **TIPNIS, Sachin** [US/US]; 12850 Whittington Drive, #1506, Houston, TX 77077 (US). **LAVATY, Greg** [US/US]; 826 Bel Mar Street,

(84) Designated States (unless otherwise indicated, for every kind of regional protection available): ARIPO (BW, GH, GM, KE, LR, LS, MW, MZ, NA, SD, SL, SZ, TZ, UG, ZM, ZW), Eurasian (AM, AZ, BY, KG, KZ, MD, RU, TJ, TM), European (AL, AT, BE, BG, CH, CY, CZ, DE, DK, EE, ES, FI, FR, GB, GR, HR, HU, IE, IS, IT, LT, LU, LV, MC, MK, MT, NL, NO, PL, PT, RO, RS, SE, SI, SK, SM, TR), OAPI (BF, BJ, CF, CG, CI, CM, GA, GN, GQ, GW, ML, MR, NE, SN, TD, TG).

**Published:**

- with international search report (Art. 21(3))
- before the expiration of the time limit for amending the claims and to be republished in the event of receipt of amendments (Rule 48.2(h))

(54) Title: SALT FORM OF A MULTI-ARM POLYMER-DRUG CONJUGATE

(57) Abstract: Among other aspects, provided herein is a hydrohalide salt of a multi-arm water- soluble polyethylene glycol-drug conjugate, along with related methods of making and using the same. The hydrohalide salt is stably formed, and appears to be more resistant to hydrolytic degradation than the corresponding free base form of the conjugate.



WO 2011/063158 A1

## SALT FORM OF A MULTI-ARM POLYMER-DRUG CONJUGATE

### CROSS-REFERENCE TO RELATED APPLICATIONS

[0001] This application claims the benefit of priority under 35 U.S.C. §119(e) to each of U.S. Provisional Patent Application Serial No. 61/262,463, filed 18 November 2009, and U.S. Provisional Patent Application Serial No. 61/290,072, filed 24 December 2009, both of which are incorporated herein by reference in their entireties.

### FIELD

[0002] This disclosure relates generally to salt forms of water-soluble polymer-drug conjugates, pharmaceutical compositions thereof, and methods for preparing, formulating, administering and using such mixed acid salt compositions. This disclosure also relates generally to alkoxylation methods for preparing alkoxyated polymeric materials from a previously isolated alkoxyated oligomer, as well as to compositions comprising the alkoxyated polymeric material, methods for using the alkoxyated polymeric material, and the like.

### BACKGROUND

[0003] Over the years, numerous methods have been proposed for improving the stability and delivery of biologically active agents. Challenges associated with the formulation and delivery of pharmaceutical agents can include poor aqueous solubility of the pharmaceutical agent, toxicity, low bioavailability, instability, and rapid in-vivo degradation, to name just a few. Although many approaches have been devised for improving the delivery of pharmaceutical agents, no single approach is without its drawbacks. For instance, commonly employed drug delivery approaches aimed at solving or at least ameliorating one or more of these problems include drug encapsulation, such as in a liposome, polymer matrix, or unimolecular micelle, covalent attachment to a water-soluble polymer such as polyethylene glycol, use of gene targeting agents, formation of salts, and the like.

[0004] Covalent attachment of a water-soluble polymer can improve the water-solubility of an active agent as well as alter its pharmacological properties. Certain

exemplary polymer conjugates are described in U.S. Patent No. 7,744,861, among others. In another approach, an active agent having acidic or basic functionalities can be reacted with a suitable base or acid and marketed in salt form. Over half of all active molecules are marketed as salts (*Polymorphism in the Pharmaceutical Industry*, Hilfiker, R., ed., Wiley-VCH, 2006). Challenges with salt forms include finding an optimal salt, as well as controlling solid state behavior during processing. Biopharmaceutical salts can be amorphous, crystalline, and exist as hydrates, solvents, various polymorphs, etc. Interestingly, rarely, if ever, are salt forms, let alone mixed acid salt forms, of polymer conjugates used in drug formulations.

[0005] Another challenge associated with preparing active agent conjugates of water-soluble polymers is the ability to prepare relatively pure water-soluble polymers in a consistent and reproducible method. For example, poly(ethylene glycol) (PEG) derivatives activated with reactive functional groups are useful for coupling to active agents (such as small molecules and proteins), thereby forming a conjugate between the PEG and the active agent. When an active agent is conjugated to a polymer of poly(ethylene glycol) or "PEG," the conjugated active agent is conventionally referred to as having been "PEGylated."

[0006] When compared to the safety and efficacy of the active agent in the unconjugated form, the conjugated version exhibits different, and often clinically beneficial, properties. The commercial success of PEGylated active agents such as PEGASYS<sup>®</sup> PEGylated interferon alpha-2a (Hoffmann-La Roche, Nutley, NJ), PEG-INTRON<sup>®</sup> PEGylated interferon alpha-2b (Schering Corp., Kenilworth, NJ), and NEULASTA<sup>®</sup> PEG-filgrastim (Amgen Inc., Thousand Oaks, CA) demonstrates the degree to which PEGylation has the potential to improve one or more properties of an active agent.

[0007] In preparing a conjugate, a polymeric reagent is typically employed to allow for a relatively straightforward synthetic approach for conjugate synthesis. By combining a composition comprising a polymeric reagent with a composition comprising the active agent, it is possible -- under the appropriate reaction conditions -- to carry out a relatively convenient conjugate synthesis.

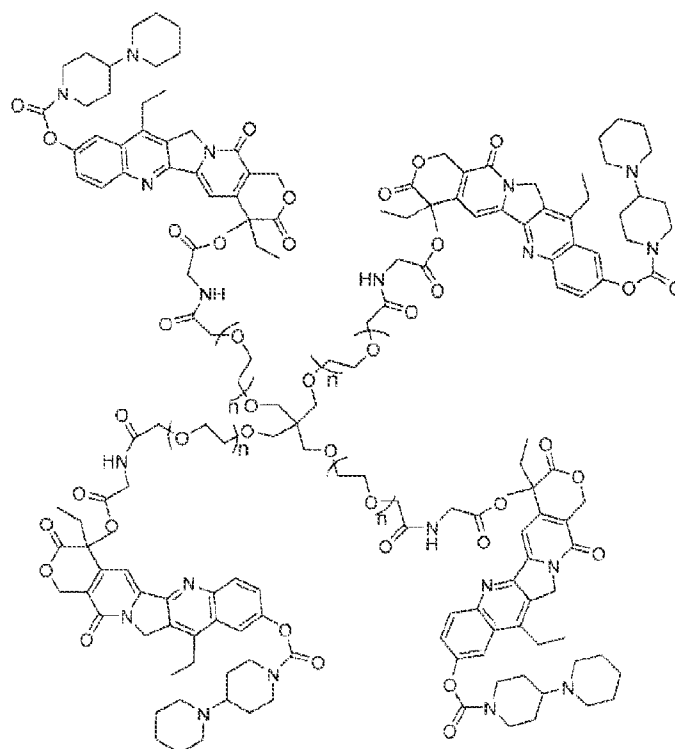
[0008] The preparation of the polymeric reagent suitable to the regulatory requirements for drug products, however, is often challenging. Conventional polymerization approaches result in relatively impure compositions and/or low yield. Although such

impurities and yields may not be problematic outside the pharmaceutical field, safety and cost represent important concerns in the context of medicines for human use. Thus, conventional polymerization approaches are not suited for the synthesis of polymeric reagents intended for the manufacture of pharmaceutical conjugates.

[0009] There is a need in the art for alternative methods for preparing polymeric reagents, particularly high molecular weight polymers, in relatively high yield and purity. In the case of multiarm polymers, there is a dearth of available, desirable water soluble polymers that have well controlled and well defined properties with the absence of significant amounts of undesirable impurities. Thus one can readily obtain for example a high molecular weight multi-arm poly(ethylene glycol) but drug conjugates manufactured from commercial polymers can have significant amounts (i.e. > 8%) of polymer-drug conjugate having either very low or very high molecular weight biologically active impurities. This extent of active impurities in a drug composition may be unacceptable and thus can render approval of such drugs challenging if not impossible.

#### SUMMARY

[0010] In one or more embodiments of the invention, the present disclosure provides a hydrohalide salt form of a polymer-active agent conjugate corresponding to structure (I):



(I)

where  $n$  is an integer ranging from about 20 to about 600, or from about 20 to 500 (e.g., 40 to about 500) and, in terms of a composition comprising the above conjugate, greater than 95 mole percent (and in some instances greater than 96 mole percent, greater than 97 mole percent, and even greater than 98 mole percent) of basic nitrogens of the irinotecan portions of all the conjugates contained in the composition are protonated in hydrohalide (HX) salt form, wherein X is selected from fluoride, chloride, bromide, and iodide.

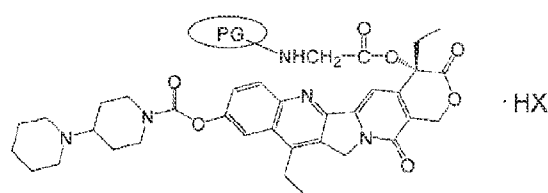
**[0011]** In one or more embodiments of the invention, the hydrohalide salt is a hydrochloride salt.

**[0012]** In one or more embodiments of the invention,  $n$  of a repeating monomer is an integer ranging from about 80 to about 150.

**[0013]** In one or more embodiments of the invention,  $n$  for any instance of  $(\text{OCH}_2\text{CH}_2)_n$  is of about 113.

[0014] In one or more embodiments of the invention, the hydrohalide salt is a hydrochloride salt and the weight average molecular weight of the conjugate is about 23,000 daltons.

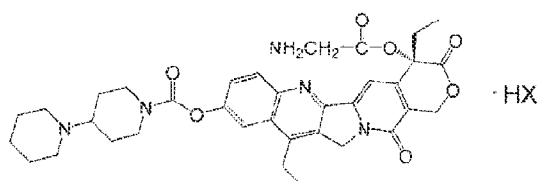
[0015] In one or more embodiments of the invention, a method for preparing a hydrohalide salt of a water-soluble polymer-active agent conjugate [such as the water-soluble polymer-active agent of conjugate of structure (I)] is provided], the method comprising the steps of: (i) treating a glycine-irinotecan hydrohalide in protected form (II),



wherein: PG is a protecting group; and  
HX is a hydrohalide

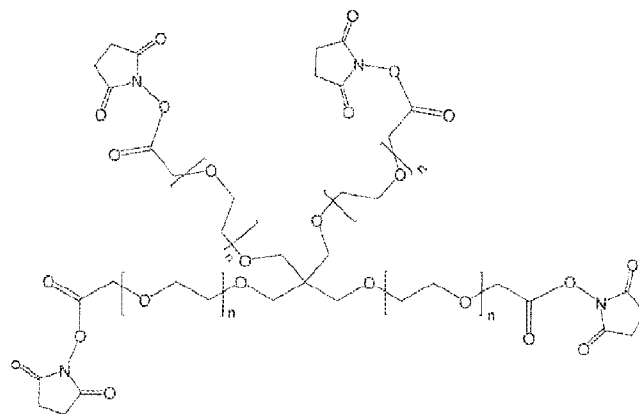
(II)

with a molar excess of hydrohalic acid to thereby remove the protecting group to form glycine-irinotecan hydrohalide,



(III)

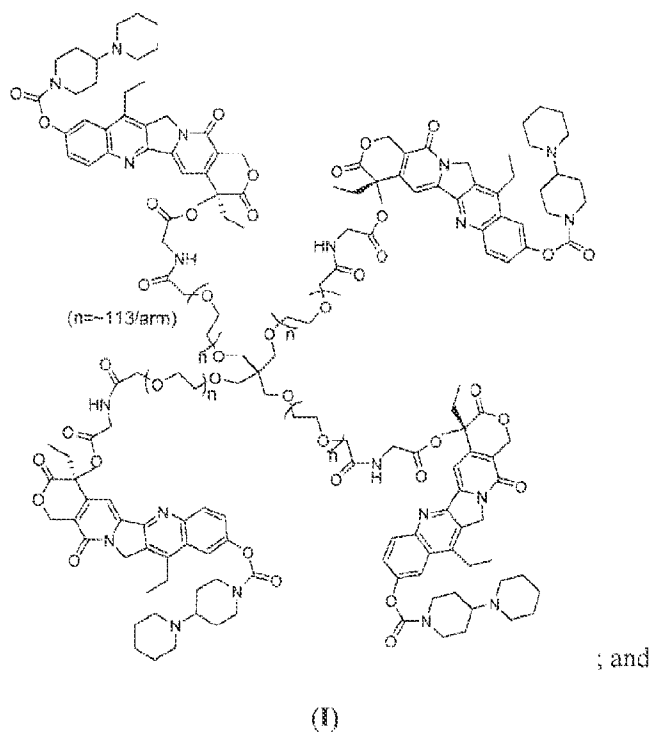
(ii) coupling the deprotected glycine-irinotecan hydrohalide from step (i) with a 4-arm-pentaerythritolyl-polyethylene glycol-carboxymethyl-succinimide,



wherein each  $n = 40$  to  $500$

(IV)

in the presence of a base to form 4-arm-pentaerythritolyl-polyethylene glycol-carboxymethyl-glycine-irinotecan hydrohalide salt (also referred to as pentaerythritolyl-4-arm-(PEG-1-methylene-2-oxo-vinylamino acetate linked-irinotecan hydrohalide salt)),





(iii) recovering the 4-arm-pentaerythritolyl-polyethylene glycol-carboxymethyl-glycine-irinotecan hydrohalide salt by precipitation. With respect to this method, the polymer reagent used to carry out the method is not particularly limited and the other polymer reagents bearing an activated ester can be substituted for the 4-arm-pentaerythritolyl-polyethylene glycol-carboxymethyl-succinimide.

[0016] In one or more embodiments of the invention, a recovered 4-arm-pentaerythritolyl-polyethylene glycol-carboxymethyl-glycine-irinotecan hydrohalide is contained within a composition in which greater than 95 mole percent (and in some instances greater than 96 mole percent, greater than 97 mole percent, and even greater than 98 mole percent) of basic nitrogens of the irinotecan portions of all the conjugates contained in the composition are protonated in hydrohalide (HX) salt form, wherein X is selected from fluoride, chloride, bromide, and iodide.

[0017] In one or more embodiments of the invention, the glycine-irinotecan hydrohalide in protected form is treated with a ten-fold or greater molar excess of hydrohalic acid to thereby remove the protecting group to form glycine-irinotecan hydrohalide.

[0018] In one or more embodiments of the invention, the glycine-irinotecan hydrohalide in protected form is treated with a molar excess of hydrohalic acid in a range of ten-fold to 25-fold to thereby remove the protecting group to form glycine-irinotecan hydrohalide.

[0019] In one or more embodiments of the invention, the glycine-irinotecan hydrohalide in protected form is tert-butyloxycarbonyl(Boc)-glycine-irinotecan hydrochloride, wherein the amino group of glycine is Boc-protected.

[0020] In one or more embodiments of the invention, the glycine-irinotecan hydrohalide in step (i) is glycine-irinotecan hydrochloride in protected form, and the glycine-irinotecan hydrochloride in protected form is treated with hydrochloric acid to remove the protecting group.

[0021] In one or more embodiments of the invention, the glycine-irinotecan hydrochloride in protected form is treated with a solution of hydrochloric acid in dioxane.

[0022] In one or more embodiments of the invention, a method for preparing a hydrohalide salt of a water-soluble polymer-active agent conjugate method further comprises

isolating the glycine-irinotecan hydrohalide (e.g., by precipitation, by addition of methyltertbutylether, "MTBE") prior to step the coupling step with a polymer reagent.

[0023] In one or more embodiments of the invention, the base used in the coupling step is an amine (e.g., trimethylamine, triethylamine, and dimethylamino-pyridine).

[0024] In one or more embodiments of the invention, the coupling step is carried out in a chlorinated solvent.

[0025] In one or more embodiments of the invention, the step of recovering the 4-arm-pentaerythritolyl-polyethylene glycol-carboxymethyl-glycine-irinotecan hydrohalide salt comprises addition of methyltertbutyl ether.

[0026] In one or more embodiments of the invention, the method for preparing a hydrohalide salt of a water-soluble polymer-active agent conjugate further comprises the step of (iv) analyzing (e.g., by ion chromatography) the recovered 4-arm-pentaerythritolyl-polyethylene glycol-carboxymethyl-glycine-irinotecan hydrohalide salt for halide content, and, in the event the halide content is less than 95 mole percent, (v) dissolving the recovered 4-arm-pentaerythritolyl-polyethylene glycol-carboxymethyl-glycine-irinotecan hydrohalide salt in ethyl acetate, and adding additional hydrohalic acid to thereby form the 4-arm-pentaerythritolyl-polyethylene glycol-carboxymethyl-glycine-irinotecan hydrohalide salt having a halide content of greater than 95 mole percent.

[0027] In one or more embodiments of the invention, the hydrohalic acid added is in the form of an ethanol solution.

[0028] In one or more embodiments of the invention, in a method in which the step of adding additional hydrohalic acid is carried out, the method further comprises recovering the 4-arm-pentaerythritolyl-polyethylene glycol-carboxymethyl-glycine-irinotecan hydrohalide by precipitation (which may be effected by, for example, cooling).

[0029] In one or more embodiments of the invention, a hydrohalide salt of 4-arm-pentaerythritolyl-polyethylene glycol-carboxymethyl-glycine-irinotecan is provided by carrying out methods described herein.

[0030] In one or more embodiments of the invention, a pharmaceutically acceptable composition is provided, the composition comprising a hydrohalide salt (e.g., hydrochloride

salt) of the compound corresponding to structure (I), 4-arm-pentaerythritolyl-polyethylene glycol-carboxymethyl-glycine-irinotecan, and a pharmaceutically acceptable excipient.

[0031] In one or more embodiments of the invention, a composition is provided, the composition comprising a hydrochloride salt according to any one or more of the embodiments described herein, and (ii) lactate buffer, in lyophilized form. In one or more embodiments of the invention, the pharmaceutically acceptable composition is a sterile composition. In one or more embodiments of the invention, the pharmaceutically acceptable composition is optionally provided in a container (e.g., vial), optionally containing the equivalent of a 100-mg dose of irinotecan.

[0032] In one or more embodiments of the invention, a method is provided, the method comprising administering a conjugate-containing composition described herein to an individual suffering from one or more types of cancerous solid tumors, wherein the conjugate-containing composition is optionally dissolved in a solution of 5% w/w dextrose. In one or more embodiments of the invention, administration is effected via intravenous infusion.

[0033] In one or more embodiments of the invention, a method of treating a mammal suffering from cancer is provided, the method comprising administering a therapeutically effective amount of a hydrohalide salt (such as a hydrochloride salt) of 4-arm-pentaerythritolyl-polyethylene glycol-carboxymethyl-glycine-irinotecan. The hydrohalide salt is administered to the mammal effective to produce a slowing or inhibition of solid tumor growth in the subject. In one or more embodiments of the invention, the cancerous solid tumor is selected from the group consisting of colorectal, ovarian, cervical, breast and non-small cell lung.

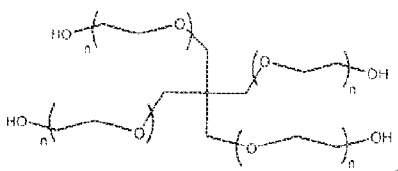
[0034] In one or more embodiments of the invention, a 4-arm-pentaerythritolyl-polyethylene glycol-carboxymethyl-glycine-irinotecan hydrohalide salt is provided, wherein the salt is an anti-cancer agent for the manufacture of a medicament for treating cancer.

[0035] In one or more embodiments of the invention, a composition is provided, the composition comprising an alkoxylated polymeric product prepared by a method comprising the step of alkoxylating in a suitable solvent a previously isolated alkoxylatable oligomer to form an alkoxylated polymeric product, wherein the previously isolated alkoxylatable

oligomer has a known and defined weight-average molecular weight of greater than 300 Daltons (e.g., greater than 500 Daltons).

[0036] In one or more embodiments of the invention, a composition is provided, the composition comprising an alkoxyated polymeric product having a purity of greater than 92 wt % and the total combined content of high molecular weight products and diols is less than 8 wt % (e.g., less than 2 wt %) , as determined by, for example, gel filtration chromatography (GFC) analysis.

[0037] In one or more embodiments of the invention, the alkoxyated polymer product has the following structure:



wherein each n is an integer from 20 to 1000 (e.g., from 50 to 1000).

[0038] In one or more embodiments of the invention, a method is provided, the method comprising the steps of (i) alkoxyating in a suitable solvent a previously isolated alkoxylatable oligomer to form an alkoxyated polymeric material, wherein the previously isolated alkoxylatable oligomer has a known and defined weight-average molecular weight of greater than 300 Daltons (e.g., greater than 500 Daltons), and (ii) optionally, further activating the alkoxyated polymeric product to provide an activated alkoxyated polymeric product that is useful as (among other things) a polymeric reagent for preparing polymer-drug conjugates.

[0039] In one or more embodiments of the invention, a method is provided, the method comprising the step of activating an alkoxyated polymeric product obtained from and/or contained within a composition comprising an alkoxyated polymeric product having a purity of greater than 90% to thereby form an activated alkoxyated polymeric product that is useful as (among other things) a polymer reagent for preparing polymer-drug conjugates.

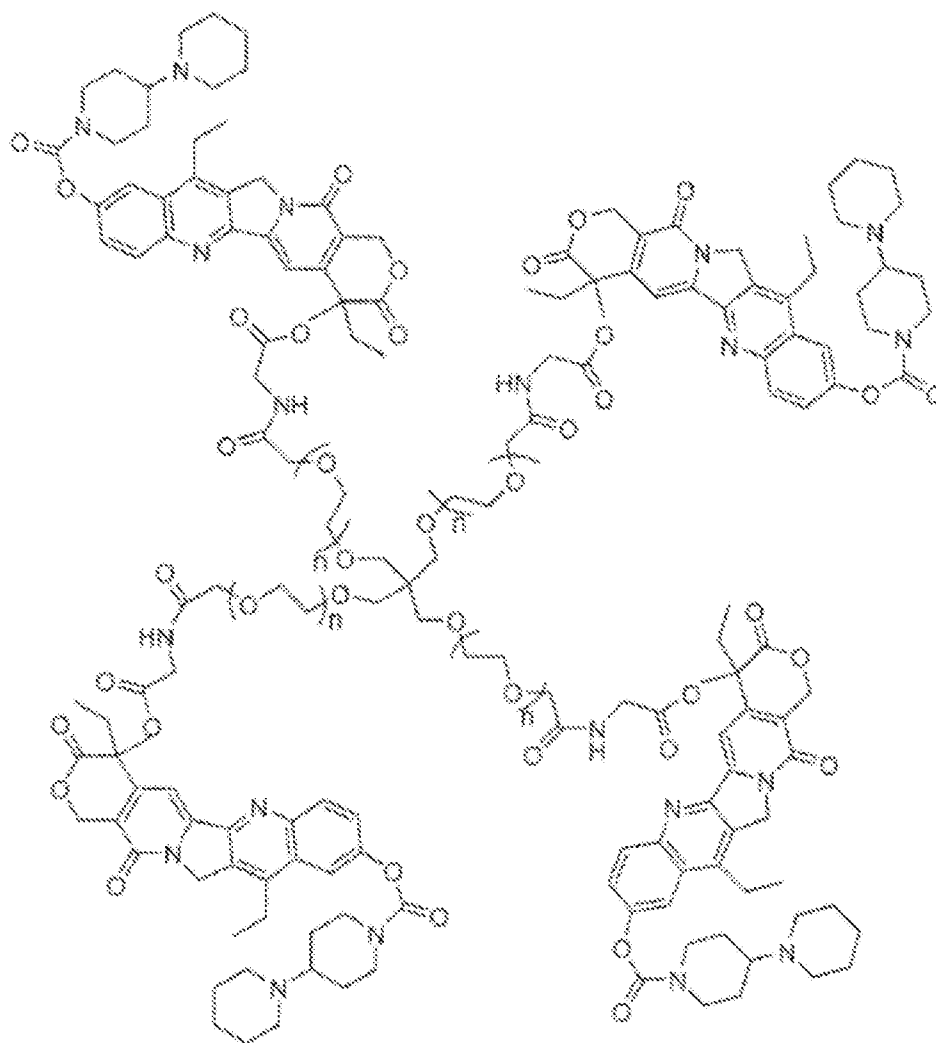
[0040] In one or more embodiments of the invention, a method is provided, the method comprising the step of conjugating an activated alkoxyated polymeric product to an active agent, wherein the activated alkoxyated polymeric product was prepared by a method comprising the step of activating an alkoxyated polymeric product obtained from and/or

contained within a composition comprising an alkoxyated polymeric product having a purity of greater than 90% to thereby form an activated alkoxyated polymeric product.

[0041] In one or more embodiments of the invention, a mixed salt of a water-soluble polymer-active agent conjugate is provided, the conjugate having been prepared by coupling (under conjugation conditions) an amine-bearing active agent (e.g., a deprotected glycineirinotecan) to a polymer reagent (e.g., a 4-arm pentaerythritolyl-poly(ethylene glycol)carboxymethyl succinimide) in the presence of a base to form a conjugate, wherein the conjugate is in the form of a mixed salt conjugate (e.g., the conjugate possesses nitrogen atoms, each one of which will either be protonated or unprotonated, where any given protonated amino group is an acid salt possessing one of two different anions), and further wherein, optionally, the polymer reagent is prepared from an alkoxylation product prepared as described herein.

The present invention as claimed is described in the following items 1 to 43:

1. A hydrohalide salt form of a polymer-active agent conjugate corresponding to structure (1):



(i)

wherein each  $n$  is an integer ranging from about 20 to about 500 and greater than 95 mole percent of irinotecan's basic nitrogen atoms are protonated in hydrohalide (IX) salt form, where  $X$  is selected from fluoride, chloride, bromide, and iodide.

2. The hydrohalide salt of item 1, wherein greater than 96 mole percent of irinotecan's basic nitrogen atoms are protonated in hydrohalide salt form.

3. The hydrohalide salt of item 2, wherein greater than 97 mole percent of irinotecan's basic nitrogen atoms are protonated in hydrohalide salt form.

4. The hydrohalide salt of item 3, wherein greater than 98 mole percent of irinotecan's basic nitrogen atoms are protonated in hydrohalide salt form.

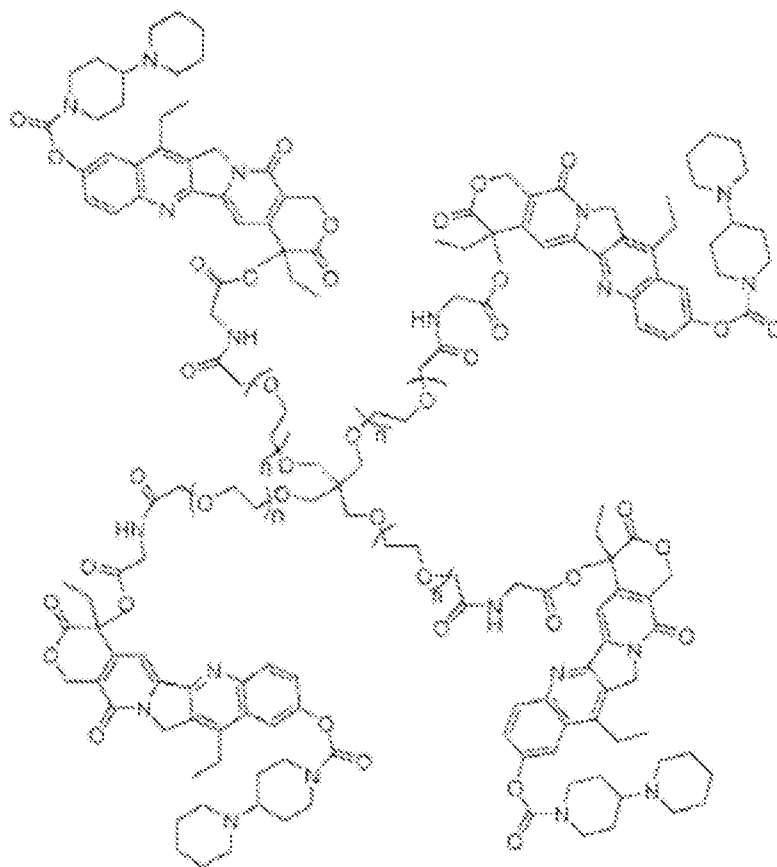
5. The hydrohalide salt of any one of items 1-4, wherein the hydrohalide salt is a hydrochloride salt.

6. The hydrochloride salt of item 5, wherein the weight average molecular weight of the conjugate is about 23,000 daltons.

7. The hydrochloride salt of item 5, wherein n is an integer ranging from about 80 to about 150.

8. The hydrochloride salt of item 7, wherein n has an average value in each arm of about 113.

9. A method for preparing a composition comprising a hydrohalide salt of a polymer-active agent conjugate corresponding to structure (I), the method comprising:



(I)

(i) treating glycine-irinotecan hydrohalide, where the amino group of glycine is in protected form, with a molar excess of hydrohalic acid to thereby remove the protecting group to form deprotected glycine-irinotecan hydrohalide,

(ii) coupling the deprotected glycine-irinotecan hydrohalide from step (i) with a polymer reagent bearing an active ester in the presence of a base to form 4-arm-pentaerythritolyl-polyethylene glycol-carboxymethyl-glycine-irinotecan hydrohalide salt, and

(iii) recovering the 4-arm-pentaerythritolyl-polyethylene glycol-carboxymethyl-glycine-irinotecan hydrohalide salt by precipitation.

10. The method of item 9, wherein the recovered 4-arm-pentaerythritolyl-polyethylene glycol-carboxymethyl-glycine-irinotecan hydrohalide possesses greater than 95 mole percent of irinotecan's basic nitrogen atoms in hydrohalide (HX) salt form.

11. The method of item 10, wherein the recovered 4-arm-pentaerythritolyl-polyethylene glycol-carboxymethyl-glycine-irinotecan hydrohalide possesses greater than 96 mole percent of irinotecan's basic nitrogen atoms in hydrohalide (HX) salt form.

12. The method of item 11, wherein the recovered 4-arm-pentaerythritolyl-polyethylene glycol-carboxymethyl-glycine-irinotecan hydrohalide possesses greater than 97 mole percent of irinotecan's basic nitrogen atoms in hydrohalide (HX) salt form.

13. The method of item 12, wherein the recovered 4-arm-pentaerythritolyl-polyethylene glycol-carboxymethyl-glycine-irinotecan hydrohalide possesses greater than 98 mole percent of irinotecan's basic nitrogen atoms in hydrohalide (HX) salt form.

14. The method of item 9, further comprising (iv) analyzing the recovered 4-arm-pentaerythritolyl-polyethylene glycol-carboxymethyl-glycine-irinotecan hydrohalide salt for halide content, and, in the event the halide content is less than 95 mole percent, (v) dissolving the recovered 4-arm-pentaerythritolyl-polyethylene glycol-carboxymethyl-glycine-irinotecan hydrohalide salt in ethyl acetate, and adding additional hydrohalic acid.

15. The method of item 14, wherein the analyzing is by ion chromatography (IC).

16. The method of item 14 or item 15, wherein the hydrohalic acid is added in the form of an ethanol solution.

17. The method of item 16, wherein following the adding of additional hydrohalic acid in step (v), the 4-arm-pentaerythritolyl-polyethylene glycol-carboxymethyl-glycine-irinotecan hydrohalide salt is recovered by precipitation.

18. The method of item 17, wherein the precipitation in step (v) is effected by cooling.

19. The method of any one of items 9 to 19, wherein the glycine-irinotecan hydrohalide in protected form is treated with a ten-fold or greater molar excess of hydrohalic acid to thereby remove the protecting group to form glycine-irinotecan hydrohalide.



20. The method of item 19, wherein the glycine-irinotecan hydrohalide in protected form is treated with a molar excess of hydrohalic acid in a range of ten-fold to 25-fold to thereby remove the protecting group to form glycine-irinotecan hydrohalide.

21. The method of any one of items 9-20, wherein the glycine-irinotecan hydrohalide in protected form is ter-butyloxycarbonyl(Boc)-glycine-irinotecan hydrochloride, where the amino group of glycine is Boc-protected.

22. The method of any one of items 9-21, wherein the glycine-irinotecan hydrohalide in step (i) is glycine-irinotecan hydrochloride in protected form, and the glycine-irinotecan hydrochloride in protected form is treated with hydrochloric acid to remove the protecting group.

23. The method of item 22, where the glycine-irinotecan hydrochloride in protected form is treated with a solution of hydrochloric acid in dioxane.

24. The method of any one of items 9-23, where step (i) further comprises isolating the glycine-irinotecan hydrohalide prior to step (ii).

25. The method of item 24, where the isolating of the glycine-irinotecan hydrohalide prior to step (ii) is by precipitation.

26. The method of item 25, where the glycine-irinotecan hydrohalide is precipitated via addition of methyltertbutylether (MTBE).

27. The method of any one of items 9-26, where the base in step (ii) is an amine.

28. The method of item 27, where the amine is selected from trimethyl amine, triethyl amine, and dimethylamino-pyridine.

29. The method of item 28, where the base is triethylamine.

30. The method of any one of items 9-29, where step (ii) is carried out in a chlorinated solvent.

31. The method of any one of items 9-30, where the precipitation in step (iii) comprises addition of methyltertbutyl ether.

32. A composition comprising a hydrohalide salt of 4-arm-pentaerythritolyl-polyethylene glycol-carboxymethyl-glycine-irinotecan prepared according to any one of items 9-31.

33. A pharmaceutically acceptable composition comprising the hydrohalide salt of any one of items 1-8 or 32 and a pharmaceutically acceptable excipient.

34. The pharmaceutically acceptable composition of item 33 comprising lactate buffer, in lyophilized form.

35. The composition of item 34 contained in a single use vial.

36. A sterile composition of item 35, wherein the amount of hydrohalide salt contained in the vial is the equivalent of a 100-mg dose of irinotecan.

37. Use of the composition of any one of items 33 to 36 for treatment of one or more types of cancerous solid tumors when dissolved in a solution of 5% w/w dextrose and administered by intravenous infusion.

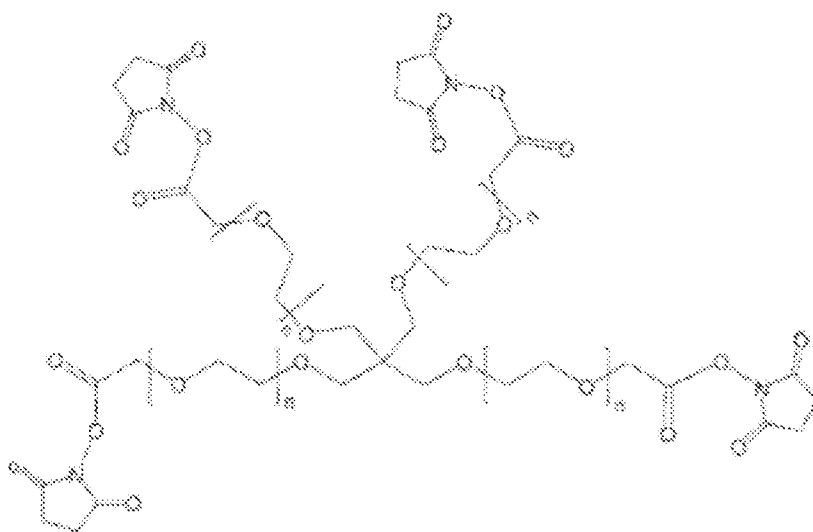
38. A method of treating cancer in a mammalian subject by administering a therapeutically effective amount of a pharmaceutically acceptable composition of item 33 to a subject diagnosed as having one or more cancerous solid tumors over a duration of time effective to produce an inhibition of solid tumor growth in the subject.

39. The method of item 38, wherein the cancerous solid tumor is selected from the group consisting of colorectal, ovarian, cervical, breast and non-small cell lung.

40. Use of a pharmaceutically acceptable composition of item 33 for the manufacture of a medicament for treating cancer.

41. The composition of item 33, wherein the polymer reagent bearing an active ester is obtainable from a method comprising: alkoxylating in a suitable solvent a previously isolated alkoxylatable oligomer to form an alkoxylated polymeric material, wherein the previously isolated alkoxylatable oligomer has a known and defined weight-average molecular weight of greater than 300 Daltons; modifying the alkoxylated polymeric material, in one or more steps, to bear an active ester, thereby forming a polymer reagent bearing an active ester.

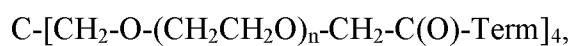
42. The composition of item 41, wherein the polymer reagent bearing an active ester has the following structure:



wherein each n is from about 40 to about 500.

43. A composition comprising hydrochloride salts of four-arm polymer conjugates, wherein at least 90% of the four-arm conjugates in the composition:

(i) have a structure encompassed by the formula,

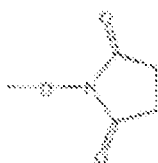


wherein

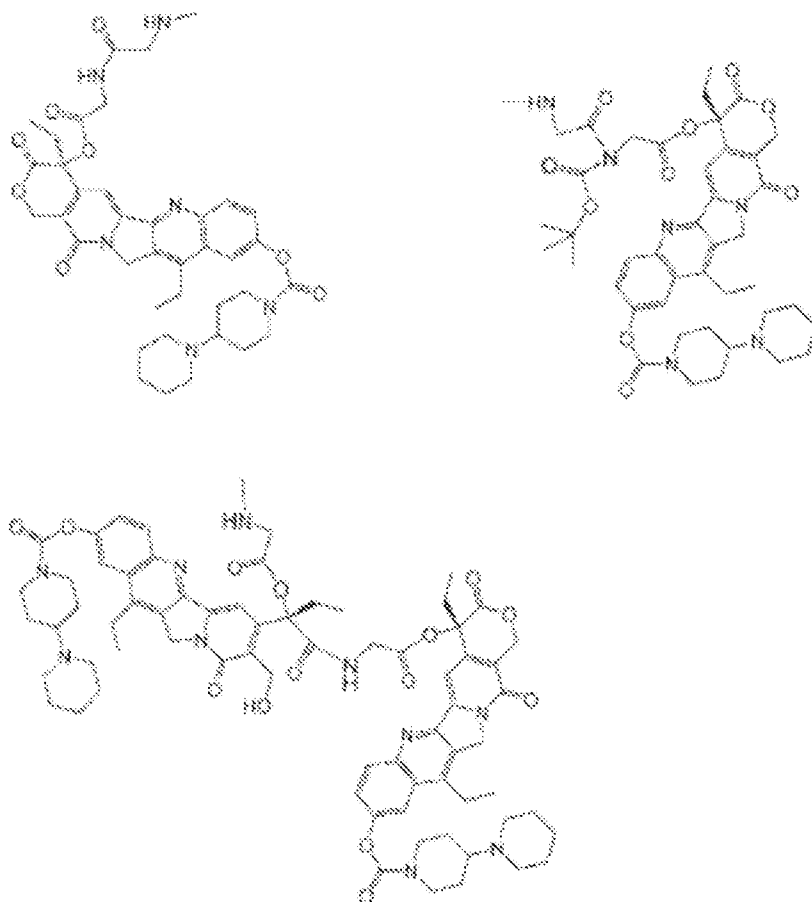
n, in each instance, is an integer having a value from 5 to 150 (e.g., about

113), and

Term, in each instance, is selected from the group consisting of -OH, -OCH<sub>3</sub>,



, -NH-CH<sub>2</sub>-C(O)-OH, -NH-CH<sub>2</sub>-C(O)-OCH<sub>3</sub>,



and  $\text{-NH-CH}_2\text{-C(O)-O-Irino}$  ("GLY-Irino"), wherein Irino is a residue of irinotecan;  
and

(ii) for each Term in the at least 90% of the four-arm conjugates in the composition, at least 90% thereof are  $\text{-NH-CH}_2\text{-C(O)-O-Irino}$ , and further wherein for each amino group within each Irino in the at least 90% of the four-arm conjugates in the composition, each amino group will either be protonated or unprotonated, where any given protonated amino group is a hydrochloride salt.

[0042] Additional embodiments of the present method, compositions, and the like will be apparent from the following description, drawings, examples, and claims. As can be appreciated from the foregoing and following description, each and every feature described herein, and each and every combination of two or more of such features, is included within the scope of the present disclosure provided that the features included in such a combination are not mutually inconsistent. In addition, any feature or combination of features may be specifically excluded from any embodiment of the present invention. Additional aspects and

advantages of the present invention are set forth in the following description and claims, particularly when considered in conjunction with the accompanying examples and drawings.

### BRIEF DESCRIPTION OF THE DRAWINGS

[0043] **FIG. 1** is a graph illustrating the results of accelerated stress stability studies on three different samples of "4-arm-PEG-Gly-Irino-20K" (corresponding to 4-arm-pentaerythritolyl-polyethylene glycol-carboxymethyl-glycine-irinotecan), each having a different composition with respect to relative amounts of trifluoroacetic acid (TFA) and hydrochloride salts, as well as free base. Samples tested included >99% HCl salt (<1% free base, triangles), 94% total salt (6% free base, squares), and 52% total salt (48% free base,

circles). The samples were stored at 25°C and 60% relative humidity; the plot illustrates degradation of compound over time as described in detail in Example 3.

[0044] FIG. 2 is a graph illustrating the increase in free irinotecan over time in samples of 4-arm-PEG-Gly-Irino-20K stored at 40°C and 75% relative humidity, each having a different composition with respect to relative amounts of trifluoroacetic acid and hydrochloride salts, as well as free base. Samples tested correspond to product containing >99% HCl salt (<1% free base, squares) and product containing 86% total salts (14% free base, diamonds), as described in Example 3.

[0045] FIG. 3 is a graph illustrating the increase over time in small PEG species (PEG degradation products) in samples of 4-arm-PEG-Gly-Irino-20K stored at 40°C and 75% relative humidity, as described in detail in Example 3. Samples tested correspond to product containing >99% HCl salt (<1% free base, squares) and product containing 86% total salts (14% free base, diamonds).

[0046] FIG. 4 is a compilation of overlays of chromatograms exhibiting release of irinotecan via hydrolysis from mono- (DS-1), di- (DS-2), tri- (DS-3) and tetra-irinotecan substituted (DS-4) 4-arm-PEG-Gly-Irino-20K as described in detail in Example 5.

[0047] FIG. 5 is a graph illustrating the results of hydrolysis of various species of 4-arm-PEG-Gly-Irino-20K as described above in aqueous buffer at pH 8.4 in the presence of porcine carboxypeptidase B in comparison to hydrolysis kinetics modeling data as described in Example 5. For the kinetics model, the hydrolysis of all species was assumed to be 1<sup>st</sup> order kinetics. The 1<sup>st</sup> order reaction rate constant for disappearance of DS4 (0.36 hr<sup>-1</sup>) was used to generate all curves.

[0048] FIG. 6 is a graph illustrating the hydrolysis of various species of 4-arm-PEG-Gly-Irino-20K as described above in human plasma in comparison to hydrolysis kinetics modeling data. Details are provided in Example 5. For the kinetics model, the hydrolysis of all species was assumed to be 1<sup>st</sup> order kinetics. The 1<sup>st</sup> order reaction rate constant for disappearance of DS 4 (0.26 hr<sup>-1</sup>) was used to generate all curves.

[0049] FIG. 7 is a chromatogram following gel filtration chromatography of a material prepared as described in Example 7.

[0050] FIG. 8 is a chromatogram following gel filtration chromatography of a material prepared as described in Example 8.

### DETAILED DESCRIPTION

[0051] Various aspects of the invention now will be described more fully hereinafter. Such aspects may, however, be embodied in many different forms and should not be construed as limited to the embodiments set forth herein; rather, these embodiments are provided so that this disclosure will be thorough and complete, and will fully convey the scope of the invention to those skilled in the art.

[0052] All publications, patents and patent applications cited herein, whether *supra* or *infra*, are hereby incorporated by reference in their entireties. In the event of an inconsistency between the teachings of this specification and the art incorporated by reference, the meaning of the teachings in this specification shall prevail.

[0053] It must be noted that, as used in this specification, the singular forms "a," "an," and "the" include plural referents unless the context clearly dictates otherwise. Thus, for example, reference to a "polymer" includes a single polymer as well as two or more of the same or different polymers, reference to a "conjugate" refers to a single conjugate as well as two or more of the same or different conjugates, reference to an "excipient" includes a single excipient as well as two or more of the same or different excipients, and the like.

[0054] In describing and claiming the present invention, the following terminology will be used in accordance with the definitions described below.

[0055] A "functional group" is a group that may be used, under normal conditions of organic synthesis, to form a covalent linkage between the entity to which it is attached and another entity, which typically bears a further functional group. The functional group generally includes multiple bond(s) and/or heteroatom(s). Preferred functional groups are described herein.

[0056] The term "reactive" refers to a functional group that reacts readily or at a practical rate under conventional conditions of organic synthesis. This is in contrast to those groups that either do not react or require strong catalysts or impractical reaction conditions in order to react (i.e., a "nonreactive" or "inert" group).

[0057] A "protecting group" is a moiety that prevents or blocks reaction of a particular chemically reactive functional group in a molecule under certain reaction conditions. The protecting group will vary depending upon the type of chemically reactive group being protected as well as the reaction conditions to be employed and the presence of

additional reactive or protecting groups in the molecule. Functional groups that may be protected include, by way of example, carboxylic acid groups, amino groups, hydroxyl groups, thiol groups, carbonyl groups and the like. Representative protecting groups for carboxylic acids include esters (such as a *p*-methoxybenzyl ester), amides and hydrazides; for amino groups, carbamates (such as *tert*-butoxycarbonyl) and amides; for hydroxyl groups, ethers and esters; for thiol groups, thioethers and thioesters; for carbonyl groups, acetals and ketals; and the like. Such protecting groups are well-known to those skilled in the art and are described, for example, in T.W. Greene and G.M. Wuts, *Protecting Groups in Organic Synthesis*, Third Edition, Wiley, New York, 1999, and in P.J. Kocienski, *Protecting Groups*, Third Ed., Thieme Chemistry, 2003, and references cited therein.

[0058] A functional group in "protected form" refers to a functional group bearing a protecting group. As used herein, the term "functional group" or any synonym thereof is meant to encompass protected forms thereof.

[0059] "PEG" or "poly(ethylene glycol)" as used herein, is meant to encompass any water-soluble poly(ethylene oxide). Typically, PEGs for use in the present invention will comprise one of the two following structures: " $-(CH_2CH_2O)_n-$ " or " $-(CH_2CH_2O)_{n-1}CH_2CH_2-$ ," depending upon whether or not the terminal oxygen(s) has been displaced, e.g., during a synthetic transformation. The variable (n) ranges from 3 to about 3000, and the terminal groups and architecture of the overall PEG may vary.

[0060] A water-soluble polymer may bear one or more "end-capping group," (in which case it can be stated that the water-soluble polymer is "end-capped." With regard to end-capping groups, exemplary end-capping groups are generally carbon- and hydrogen-containing groups, typically comprised of 1-20 carbon atoms and an oxygen atom that is covalently bonded to the group. In this regard, the group is typically alkoxy (e.g., methoxy, ethoxy and benzyloxy) and with respect to the carbon-containing group can optionally be saturated or unsaturated, as well as aryl, heteroaryl, cyclo, heterocyclo, and substituted forms of any of the foregoing.

[0061] The end-capping group can also comprise a detectable label. When the polymer has an end-capping group comprising a detectable label, the amount or location of the polymer and/or the moiety (e.g., active agent) to which the polymer is attached can be determined by using a suitable detector. Such labels include, without limitation, fluorescers,



chemiluminescers, moieties used in enzyme labeling, colorimetric (e.g., dyes), metal ions, radioactive moieties, and the like.

[0062] "Water-soluble", in the context of a polymer of the invention or a "water-soluble polymer segment" is any segment or polymer that is at least 35% (by weight), preferably greater than 70% (by weight), and more preferably greater than 95% (by weight) soluble in water at room temperature. Typically, a water-soluble polymer or segment will transmit at least about 75%, more preferably at least about 95% of light, transmitted by the same solution after filtering.

[0063] The term "activated," when used in conjugation with a particular functional group, refers to a reactive functional group that reacts readily with an electrophile or nucleophile on another molecule. This is in contrast to those groups that require strong bases or highly impractical reaction conditions in order to react (i.e., a "nonreactive" or "inert" group).

[0064] "Electrophile" refers to an ion or atom or a neutral or ionic collection of atoms having an electrophilic center, i.e., a center that is electron seeking or capable of reacting with a nucleophile.

[0065] "Nucleophile" refers to an ion or atom or a neutral or ionic collection of atoms having a nucleophilic center, i.e., a center that is seeking an electrophilic center or capable of reacting with an electrophile.

[0066] The terms "protected" or "protecting group" or "protective group" refer to the presence of a moiety (i.e., the protecting group) that prevents or blocks reaction of a particular chemically reactive functional group in a molecule under certain reaction conditions. The protecting group will vary depending upon the type of chemically reactive group being protected as well as the reaction conditions to be employed and the presence of additional reactive or protecting groups in the molecule, if any. Protecting groups known in the art can be found in Greene, T.W., *et al.*, PROTECTIVE GROUPS IN ORGANIC SYNTHESIS, 3rd ed., John Wiley & Sons, New York, NY (1999).

[0067] "Molecular mass" in the context of a water-soluble polymer such as PEG, refers to the weight average molecular weight of a polymer, typically determined by size exclusion chromatography, light scattering techniques, or intrinsic viscosity determination in an organic solvent like 1,2,4-trichlorobenzene.

[0068] The terms "spacer" and "spacer moiety" are used herein to refer to an atom or a collection of atoms optionally used to link interconnecting moieties such as a terminus of a series of monomers and an electrophile. The spacer moieties of the invention may be hydrolytically stable or may include a physiologically hydrolyzable or enzymatically degradable linkage.

[0069] A "hydrolyzable" bond is a relatively labile bond that reacts with water (i.e., is hydrolyzed) under physiological conditions. The tendency of a bond to hydrolyze in water will depend not only on the general type of linkage connecting two central atoms but also on the substituents attached to these central atoms. Illustrative hydrolytically unstable linkages include carboxylate ester, phosphate ester, anhydrides, acetals, ketals, acyloxyalkyl ether, imines, orthoesters, peptides and oligonucleotides.

[0070] An "enzymatically degradable linkage" means a linkage that is subject to degradation by one or more enzymes.

[0071] A "hydrolytically stable" linkage or bond refers to a chemical bond that is substantially stable in water, that is to say, does not undergo hydrolysis under physiological conditions to any appreciable extent over an extended period of time. Examples of hydrolytically stable linkages include but are not limited to the following: carbon-carbon bonds (e.g., in aliphatic chains), ethers, amides, urethanes, and the like. Generally, a hydrolytically stable linkage is one that exhibits a rate of hydrolysis of less than about 1-2% per day under physiological conditions. Hydrolysis rates of representative chemical bonds can be found in most standard chemistry textbooks.

[0072] "Multi-armed" in reference to the geometry or overall structure of a polymer refers to polymer having 3 or more polymer-containing "arms" connected to a "core" molecule or structure. Thus, a multi-armed polymer may possess 3 polymer arms, 4 polymer arms, 5 polymer arms, 6 polymer arms, 7 polymer arms, 8 polymer arms or more, depending upon its configuration and core structure. One particular type of multi-armed polymer is a highly branched polymer referred to as a dendritic polymer or hyperbranched polymer having an initiator core of at least 3 branches, an interior branching multiplicity of 2 or greater, a generation of 2 or greater, and at least 25 surface groups within a single dendrimer molecule. For the purposes herein, a dendrimer is considered to possess a structure distinct from that of a multi-armed polymer. That is to say, a multi-armed polymer as referred to herein explicitly

excludes dendrimers. Additionally, a multi-armed polymer as provided herein possesses a non-crosslinked core.

[0073] A "dendrimer" or "hyperbranched polymer" is a globular, size monodisperse polymer in which all bonds emerge radially from a central focal point or core with a regular branching pattern and with repeat units that each contribute a branch point. Dendrimers are typically although not necessarily formed using a nano-scale, multistep fabrication process. Each step results in a new "generation" that has two or more times the complexity of the previous generation. Dendrimers exhibit certain dendritic state properties such as core encapsulation, making them unique from other types of polymers.

[0074] "Branch point" refers to a bifurcation point comprising one or more atoms at which a polymer splits or branches from a linear structure into one or more additional polymer arms. A multi-arm polymer may have one branch point or multiple branch points, so long as the branches are not regular repeats resulting in a dendrimer.

[0075] "Substantially" or "essentially" means nearly totally or completely, for instance, 95% or greater of some given quantity.

[0076] "Alkyl" refers to a hydrocarbon chain ranging from about 1 to 20 atoms in length. Such hydrocarbon chains are preferably but not necessarily saturated and may be branched or straight chain. Exemplary alkyl groups include methyl, ethyl, isopropyl, n-butyl, n-pentyl, 2-methyl-1-butyl, 3-pentyl, 3-methyl-3-pentyl, and the like.

[0077] "Lower alkyl" refers to an alkyl group containing from 1 to 6 carbon atoms, and may be straight chain or branched, as exemplified by methyl, ethyl, n-butyl, i-butyl and t-butyl.

[0078] "Cycloalkyl" refers to a saturated cyclic hydrocarbon chain, including bridged, fused, or spiro cyclic compounds, preferably made up of 3 to about 12 carbon atoms, more preferably 3 to about 8.

[0079] "Non-interfering substituents" are those groups that, when present in a molecule, are typically non-reactive with other functional groups contained within the molecule.

[0080] The term "substituted" as in, for example, "substituted alkyl," refers to a moiety (e.g., an alkyl group) substituted with one or more non-interfering substituents, such

as, but not limited to: C<sub>3</sub>-C<sub>8</sub> cycloalkyl, e.g., cyclopropyl, cyclobutyl, and the like; halo, e.g., fluoro, chloro, bromo, and iodo; cyano; alkoxy, lower phenyl; substituted phenyl; and the like. For substitutions on a phenyl ring, the substituents may be in any orientation (i.e., ortho, meta or para).

[0081] "Alkoxy" refers to an -O-R group, wherein R is alkyl or substituted alkyl, preferably C<sub>1</sub>-C<sub>20</sub> alkyl (e.g., methoxy, ethoxy, propyloxy, etc.), preferably C<sub>1</sub>-C<sub>7</sub>.

[0082] As used herein, "alkenyl" refers to branched and unbranched hydrocarbon groups of 1 to 15 atoms in length, containing at least one double bond, such as ethenyl (vinyl), 2-propen-1-yl (allyl), isopropenyl, 3-buten-1-yl, and the like.

[0083] The term "alkynyl" as used herein refers to branched and unbranched hydrocarbon groups of 2 to 15 atoms in length, containing at least one triple bond, such as ethynyl, 1-propynyl, 3-butyn-1-yl, 1-octyn-1-yl, and so forth.

[0084] The term "aryl" means an aromatic group having up to 14 carbon atoms. Aryl groups include phenyl, naphthyl, biphenyl, phenanthracenyl, naphthacenyl, and the like.

[0085] "Substituted phenyl" and "substituted aryl" denote a phenyl group and aryl group, respectively, substituted with one, two, three, four, or five (e.g., 1-2, 1-3, 1-4, or 1-5 substituents) chosen from halo (F, Cl, Br, I), hydroxyl, cyano, nitro, alkyl (e.g., C<sub>1-6</sub> alkyl), alkoxy (e.g., C<sub>1-6</sub> alkoxy), benzyloxy, carboxy, aryl, and so forth.

[0086] An inorganic acid is an acid that is absent carbon atoms. Examples include hydrohalic acids, nitric acid, sulfuric acid, phosphoric acid and the like.

[0087] "Hydrohalic acid" means a hydrogen halide such as hydrofluoric acid (HF), hydrochloric acid (HCl), hydrobromic acid (HBr), and hydroiodic acid (HI).

[0088] "Organic acid" means any organic compound (i.e., having at least one carbon atom) possessing one or more carboxy groups (-COOH). Some specific examples include formic acid, lactic acid, benzoic acid, acetic acid, trifluoroacetic acid, dichloroacetic acid, trichloroacetic acid, mixed chlorofluoroacetic acids, citric acid, oxalic acid, and the like.

[0089] "Active agent" as used herein includes any agent, drug, compound, and the like which provides some pharmacologic, often beneficial, effect that can be demonstrated *in-vivo* or *in vitro*. As used herein, these terms further include any physiologically or pharmacologically active substance that produces a localized or systemic effect in a patient.

As used herein, especially in reference to synthetic approaches described herein, a "active agent" is meant to encompass derivatized or linker modified versions thereof, such that upon administration in vivo, the parent "bioactive" molecule is released.

[0090] "Pharmaceutically acceptable excipient" and "pharmaceutically acceptable carrier" refer to an excipient that can be included in a composition comprising an active agent and that causes no significant adverse toxicological effects to the patient.

[0091] "Pharmacologically effective amount," "physiologically effective amount," and "therapeutically effective amount" are used interchangeably herein to mean the amount of an active agent present in a pharmaceutical preparation that is needed to provide a desired level of active agent and/or conjugate in the bloodstream or in a target tissue or site in the body. The precise amount will depend upon numerous factors, e.g., the particular active agent, the components and physical characteristics of the pharmaceutical preparation, intended patient population, and patient considerations, and can readily be determined by one skilled in the art, based upon the information provided herein and available in the relevant literature.

[0092] "Multi-functional" in the context of a polymer means a polymer having 3 or more functional groups, where the functional groups may be the same or different, and are typically present on the polymer termini. Multi-functional polymers will typically contain from about 3-100 functional groups, or from 3-50 functional groups, or from 3-25 functional groups, or from 3-15 functional groups, or from 3 to 10 functional groups, i.e., contains 3, 4, 5, 6, 7, 8, 9 or 10 functional groups.

[0093] "Difunctional" and "bifunctional" are used interchangeably herein and mean an entity such as a polymer having two functional groups contained therein, typically at the polymer termini. When the functional groups are the same, the entity is said to be homodifunctional or homobifunctional. When the functional groups are different, the entity is said to be heterodifunctional or heterobifunctional.

[0094] A basic or acidic reactant described herein includes neutral, charged, and any corresponding salt forms thereof.

[0095] The terms "subject," "individual" and "patient" are used interchangeably herein and refer to a vertebrate, preferably a mammal. Mammals include, but are not limited to, murines, rodents, simians, humans, farm animals, sport animals and pets. Such subjects

are typically suffering from or prone to a condition that can be prevented or treated by administration of a water-soluble polymer-active agent conjugate as described herein.

[0096] The term "about," particularly in reference to a given quantity, is meant to encompass deviations of plus or minus five percent.

[0097] "Treatment" and "treating" of a particular condition include: (1) preventing such a condition, i.e., causing the condition not to develop, or to occur with less intensity or to a lesser degree in a subject that may be exposed to or predisposed to the condition but does not yet experience or display the condition, and (2) inhibiting the condition, i.e., arresting the development or reversing the condition.

[0098] "Optional" or "optionally" means that the subsequently described circumstance may but need not necessarily, so that the description includes instances where the circumstance occurs and instances where it does not.

[0099] A "small molecule" is an organic, inorganic, or organometallic compound typically having a molecular weight of less than about 1000, preferably less than about 800 daltons. Small molecules as referred to herein encompass oligopeptides and other biomolecules having a molecular weight of less than about 1000.

[0100] A "peptide" is a molecule composed of from about 13 to 50 or so amino acids. An oligopeptide typically contains from about 2 to 12 amino acids.

[0101] Unless explicitly stated to the contrary, the terms "partial mixed salt" and "mixed salt" as used herein are used interchangeably, and, in the case of a polymer conjugate (and corresponding compositions comprising a plurality of such polymer conjugates), refer to a conjugates and compositions comprising one or more basic amino (or other basic nitrogen containing) groups, where (i) any given one of the basic amino groups in the conjugate or conjugate composition is either non-protonated or protonated and (ii) with respect to any given protonated basic amino group, the protonted basic amino group will have one of two different counterions. (The term "partial mixed salt" refers to the feature where not all amino groups in the compound or composition are protonated - hence the composition being a "partial" salt, while "mixed" refers to the feature of multiple counterions). A mixed salt as provided herein encompasses hydrates, solvates, amorphous forms, crystalline forms, polymorphs, isomers, and the like.

[0102] An amine (or other basic nitrogen) group that is in "free base" form is one where the amine group, i.e., a primary, secondary, or tertiary amine, possesses a free electron pair. The amine is neutral, i.e., is uncharged.

[0103] An amine group that is in "protonated form" exists as a protonated amine, so that the amino group is positively charged. As used herein, an amine group that is protonated can also be in the form of an acid addition salt resulting from reaction of the amine with an acid such as an inorganic acid or an organic acid.

[0104] The "mole percent" of an active agent's amino groups refers to the fraction or percentage of amino groups in an active agent molecule contained in a polymer conjugate that are in one particular form or another, where the total mole percent of amino groups in the conjugate is 100 percent.

[0105] As used herein, "psi" means pounds per square inch.

**Overview - Hydrohalide Salts, Alkoxylation Methods, and Compositions of Conjugates (and Hydrohalide Salt Forms Thereof) Prepared From Polymer Reagents Prepared From Polymeric Products Prepared From the Alkoxylation Methods**

[0106] Hydrohalide Salts: As previously indicated, in one or more embodiments of the invention, a water-soluble polymer and active agent conjugate is provided, wherein the conjugate is in the form of a hydrohalide salt (e.g., a hydrohalide salt of 4-arm-pentaerythritolyl-polyethylene glycol-carboxymethyl-glycine-irinotecan). Such conjugates represent novel solid state forms. A process to reproducibly prepare an irinotecan conjugate-containing composition is provided, wherein -- with respect to all of the irinotecan conjugates in the composition -- greater than 95 mole percent of all of irinotecan's basic nitrogen atoms are protonated in a hydrohalide (HX) salt form has been discovered and is provided herein. It has further been discovered that the hydrohalide salt demonstrates enhanced stability towards hydrolytic degradation, e.g., when compared to the free base form of the conjugate. See, e.g., Example 3.

[0107] By way of background, during the preparation of the 4-arm-pentaerythritolyl-polyethylene glycol-carboxymethyl-glycine-irinotecan, as described in detail in Example 1, it was discovered that, in spite of treatment with base, the product was generally formed as a mixed acid salt having irinotecan's basic nitrogen atoms, e.g., amino groups, in either

protonated or unprotonated form, where any given protonated amino group was an acid salt possessing one of two different anions (e.g., trifluoroacetate or chloride). In an attempt to further explore the resulting composition, a method for preparing substantially pure hydrohalide salt was devised. As described generally above, the hydrohalide salt described herein possesses certain notable and advantageous properties. The structural characteristics, properties, method of making and using, and additional features of the 4-arm-pentaerythritolyl-polyethylene glycol-carboxymethyl-glycine-irinotecan hydrohalide salt, among other features, are described herein.

[0108] Briefly, the features of a hydrohalide salt, e.g., hydrochloride salt, of a water-soluble polymer-active agent conjugate typically include the following. Generally speaking, the compound is a conjugate of multi-armed poly(ethylene glycol) polymer and irinotecan. Irinotecan, as is evident from its structure, possesses one or more basic amine groups (or other basic nitrogen atoms), i.e., having a pK from about 7.5 to about 11.5 after conjugation to the multi-armed polymer core (i.e., the active agent possesses one or more basic amine or other nitrogen containing groups *after* conjugation to the water soluble polymer). The resulting conjugate is a hydrohalide salt, i.e., where the basic nitrogen atoms are protonated as a hydrohalide salt (HX, where X is selected from fluoride, chloride, bromide and iodide).

[0109] As used herein, a hydrohalide salt having greater than 95 mole percent of irinotecan's basic nitrogen atoms protonated as the hydrohalide refers to the "bulk product" rather than necessarily referring to individual molecular species contained within the bulk product. Thus, individual molecular species contained within the salt, due to the number of polymer arms within the conjugate structure, may contain a small number of amine groups that are in free base form as well as in protonated form as described above. Moreover, the 4-arm PEG-carboxymethyl conjugate core, in general, may be less than fully substituted with covalently attached irinotecan, this feature to be described in greater detail below.

[0110] Alkoxylation Methods: As also previously indicated, in one or more embodiments of the invention, a method is provided, the method comprising the step of alkoxylation in a suitable solvent a previously isolated alkoxylatable oligomer to form an alkoxylation polymeric product, wherein the previously isolated alkoxylatable oligomer has a known and defined weight-average molecular weight of greater than 300 Daltons (e.g., greater than 500 Daltons). Among other advantages, the alkoxylation methods provided



herein result in polymeric products that are superior (e.g., in terms of consistency and purity) than polymeric products prepared by previously known methods.

**[0111]**        Compositions of Conjugates (and Hydrohalide Salt Forms Thereof) Prepared From Polymer Reagents Prepared From Polymeric Products Prepared From the Alkoxylation Methods: As also previously indicated, in one or more embodiments of the invention, a hydrohalide salt of a water-soluble polymer-active agent conjugate is provided, wherein the conjugate is prepared by coupling (under conjugation conditions) an amine-bearing active agent (e.g., a deprotected glycine-irinotecan) to a polymer reagent (e.g., 4-arm pentaerythritolyl-poly(ethylene glycol)-carboxymethyl succinimide) in the presence of a base to form a conjugate, wherein the conjugate is a hydrohalide salt conjugate (e.g., the conjugate possesses nitrogen atoms, each one of which will either be protonated or unprotonated, where any given protonated amino group is a hydrohalide salt), and further wherein, optionally, the polymer reagent is prepared from a alkoxylation product prepared as described herein.

#### Conjugates - The Polymer Generally

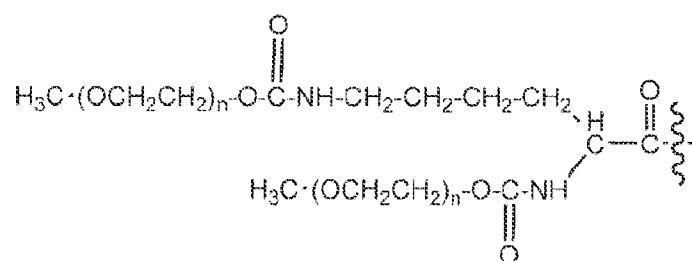
**[0112]**        Water-soluble polymer-active agent conjugates (regardless of the specific form taken, e.g., a base form, salt form, mixed salt, and so forth) include a water-soluble polymer. Typically, in order to form a conjugate, a water-soluble polymer -- in the form of a polymer reagent -- is coupled (under conjugation conditions) to an active agent at an electrophile or nucleophile contained within the active agent. For example, a water-soluble polymer (again, in the form of a polymer reagent bearing, e.g., an activated ester) can be coupled to an active agent possessing one or more basic amine groups (or other basic nitrogen atoms), i.e., an amine having a pK from about 7.5 to about 11.5 (determined after conjugation).


**[0113]**        The water-soluble polymer component of the conjugate is typically a water-soluble and non-peptidic polymer. Representative polymers include poly(alkylene glycol), poly(olefinic alcohol), poly(vinylpyrrolidone), poly(hydroxyalkylmethacrylamide), poly(hydroxyalkylmethacrylate), poly(saccharide), poly( $\alpha$ -hydroxy acid), poly(acrylic acid), poly(vinyl alcohol), polyphosphazene, polyoxazoline, poly(N-acryloylmorpholine), or copolymers or terpolymers thereof. One particular water-soluble polymer is polyethylene glycol or PEG comprising the repeat unit  $(\text{CH}_2\text{CH}_2\text{O})_n$ , where n ranges from about 3 to

about 2700 or even greater, or preferably from about 25 to about 1300. Typically, the weight average molecular weight of the water-soluble polymer in the conjugate ranges from about 100 daltons to about 150,000 daltons. Illustrative overall molecular weights for the conjugate may range from about 800 to about 80,000 daltons, or from about 900 to about 70,000 daltons. Additional representative molecular weight ranges are from about 1,000 to about 40,000 daltons, or from about 5,000 to about 30,000 daltons, or from about 7500 daltons to about 25,000 daltons, or even from about 20,000 to about 80,000 daltons for higher molecular weight embodiments of the instant salts.

[0114] The water-soluble polymer can be in any of a number of geometries or forms, including linear, branched, forked. In exemplary embodiments, the polymer is often linear or multi-armed. Water-soluble polymers can be obtained commercially as simply the water-soluble polymer. In addition, water-soluble polymers can be conveniently obtained in an activated form as a polymer reagent (which optionally may be coupled to an active agent without further modification or activation). Descriptions of water-soluble polymers and polymer reagents can be found in Nektar Advanced PEGylation Catalog, 2005-2006, "Polyethylene Glycol and Derivatives for Advanced PEGylation" and are available for purchase from NOF Corporation and JenKem Technology USA, among others.

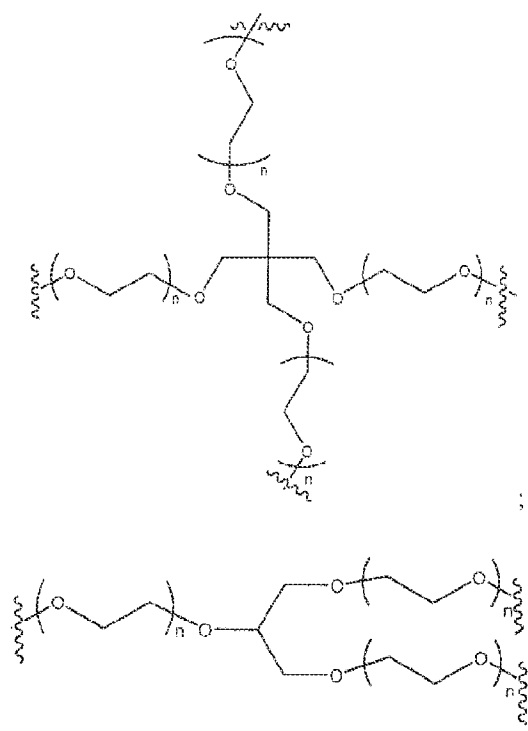
[0115] An exemplary branched polymer having two polymer arms in a branched pattern is the following, often referred to as PEG-2 or mPEG-2:

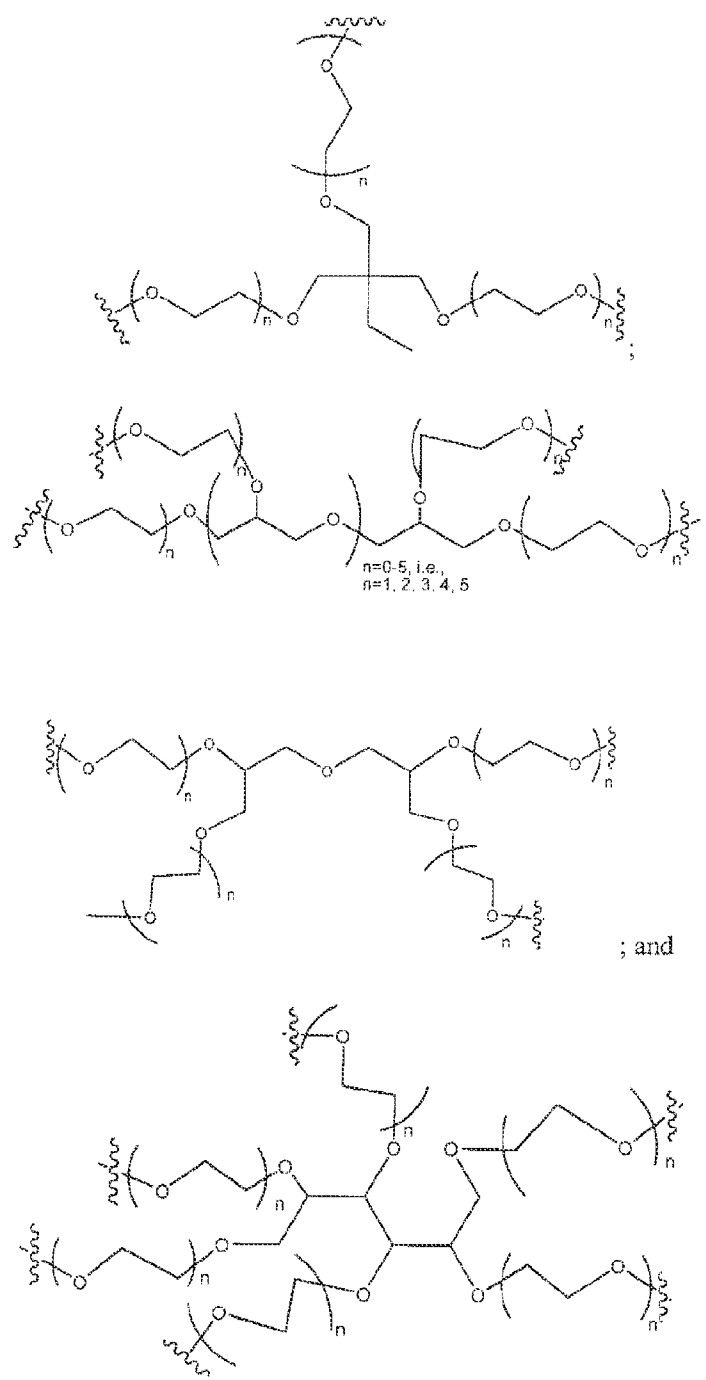


wherein  indicates the location for additional atoms to form any of functional groups suitable for reaction with an electrophile or nucleophile contained within an active agent. Exemplary functional groups include NHS ester, aldehyde, and so forth.

[0116] For polymer structures described herein that contain the variable, "n," such variable corresponds to an integer and represents the number of monomer subunits within the repeating monomeric structure of the polymer.

[0117] On exemplary architecture for use in preparing the conjugates are multi-arm water-soluble polymer reagents having for example 3, 4, 5, 6 or 8 polymer arms, each optimally bearing a functional group. A multi-arm polymer reagent may possess any of a number of cores (e.g., a polyol core) from which the polymer arms emanate. Exemplary polyol cores include glycerol, glycerol dimer (3,3'-oxydipropane-1,2-diol) trimethylolpropane, sugars (such as sorbitol or pentaerythritol, pentaerythritol dimer), and glycerol oligomers, such as hexaglycerol or 3-(2-hydroxy-3-(2-hydroxyethoxy)propoxy)propane-1,2-diol, and other glycerol condensation products. Exemplary, the cores and the polymer arms emanating therefrom can be of the following formulae:





[0118] In an exemplified embodiment, the water soluble polymer is a 4-arm polymer as shown above, where n may range from about 20 to about 500, or from about 40 to about 500.

[0119] In the multi-arm embodiments described herein, each polymer arm typically has a molecular weight corresponding to one of the following: 200, 250, 300, 400, 500, 600, 700, 800, 900, 1000, 1500, 2000, 3000, 4000, 5000, 6000, 7000, 7500, 8000, 9000, 10000, 12,000, 15000, 17,500, 18,000, 19,000, 20,000 Daltons or greater. Overall molecular weights for the multi-armed polymer configurations described herein (that is to say, the molecular weight of the multi-armed polymer as a whole) generally correspond to one of the following: 800, 1000, 1200, 1600, 2000, 2400, 2800, 3200, 3600, 4000, 5000, 6000, 8000, 10,000, 12,000, 15,000, 16,000, 20,000, 24,000, 25,000, 28,000, 30,000, 32,000, 36,000, 40,000, 45,000, 48,000, 50,000, 60,000, 80,000 or 100,000 or greater.

[0120] The water-soluble polymer, e.g., PEG, may be covalently linked to the active agent via an intervening linker. The linker may contain any number of atoms. Generally speaking, the linker has an atom length satisfying one or more of the following ranges: from about 1 atom to about 50 atoms; from about 1 atom to about 25 atoms; from about 3 atoms to about 12 atoms; from about 6 atoms to about 12 atoms; and from about 8 atoms to about 12 atoms. When considering atom chain length, only atoms contributing to the overall distance are considered. For example, a linker having the structure,  $-\text{CH}_2-\text{C}(\text{O})-\text{NH}-\text{CH}_2\text{CH}_2\text{O}-\text{CH}_2\text{CH}_2\text{O}-\text{C}(\text{O})-\text{O}-$  is considered to have a chain length of 11 atoms, since substituents are not considered to contribute significantly to the length of the linker. Illustrative linkers include bifunctional compounds such as amino acids (e.g., alanine, glycine, isoleucine, leucine, phenylalanine, methionine, serine, cysteine, sarcosine, valine, lysine, and the like). The amino acid may be a naturally-occurring amino acid or a non-naturally occurring amino acid. Suitable linkers also include oligopeptides.

[0121] The multi-arm structures above are drawn primarily to illustrate the polymer core having PEG chains attached thereto, and although not drawn explicitly, depending upon the nature of the active agent and attachment chemistry employed, the final structure may optionally include an additional ethylene group,  $-\text{CH}_2\text{CH}_2-$ , attached to the oxygen atoms at the terminus of each polymer arm, and/or may optionally contain any of a number of intervening linker atoms to facilitate covalent attachment to an active agent. In a particular

embodiment, each of the PEG arms illustrated above further comprises a carboxy methyl group,  $-\text{CH}_2-\text{C}(\text{O})-$ , covalently attached to the terminal oxygen atom.

#### **New Alkoxylation Method For Improved Polymer Compositions**

[0122] As indicated previously, water-soluble polymers that have utility in (for example) preparing conjugates with active agents (as well as salt forms thereof) can be obtained commercially. As further described herein, however, methods for preparing water-soluble polymers -- which methods distinguish over previously described methods for preparing water-soluble polymers -- are provided that are particularly suited for preparing conjugates with active agents (as well as salt forms thereof).

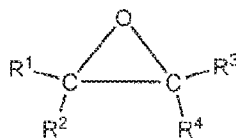
[0123] In this regard, a method is provided, the method comprising the step of alkoxylation in a suitable solvent a previously isolated alkoxylatable oligomer to form an alkoxylation polymeric product, wherein the previously isolated alkoxylatable oligomer has a known and defined weight-average molecular weight of greater than 300 Daltons (e.g., greater than 500 Daltons).

#### **The Alkoxylation Step in the New Alkoxylation Method**

[0124] The alkoxylation step is carried out using alkoxylation conditions, such that the sequential addition of monomers is effected through repeated reactions of an oxirane compound. When the alkoxylatable oligomer initially has one or more hydroxyl functional groups, one or more of these hydroxyl groups in the alkoxylatable oligomer will be converted into a reactive alkoxide by reaction with a strong base. Then, an oxirane compound reacts with an alkoxylation functional group (e.g., a reactive alkoxide), thereby not only adding to the reactive alkoxide, but doing so in a way that also terminates in another reactive alkoxide. Thereafter, repeated reactions of an oxirane compound at the reactive alkoxide terminus of the previously added and reacted oxirane compound effectively produces a polymer chain.

[0125] Although each of the one or more alkoxylation functional groups is preferably hydroxyl, other groups such as amines, thiols and the hydroxyl group of a carboxylic acid can serve as an acceptable alkoxylation functional group. Also, because of the acidity of the hydrogens of the alpha carbon atoms in aldehydes, ketones, nitriles and amides, addition at the alpha carbon atoms of these groups can serve as an acceptable alkoxylation functional group.

[0126] The oxirane compound contains an oxirane group and has the following formula:



wherein (with respect to this structure):

$R^1$  is selected from the group consisting of H and alkyl (preferably lower alkyl when alkyl);

$R^2$  is selected from the group consisting of H and alkyl (preferably lower alkyl when alkyl);

$R^3$  is selected from the group consisting of H and alkyl (preferably lower alkyl when alkyl); and

$R^4$  is selected from the group consisting of H and alkyl (preferably lower alkyl when alkyl).

[0127] With respect to the above oxirane compound formula, it is particularly preferred that each of  $R^1$ ,  $R^2$ ,  $R^3$  and  $R^4$  is H, and it is preferred that only one of  $R^1$ ,  $R^2$ ,  $R^3$  and  $R^4$  is alkyl (e.g., methyl and ethyl) and the remaining substituents are H. Exemplary oxirane compounds are ethylene oxide, propylene oxide and 1,2-butylene oxide. The amount of oxirane compound added to result in optimal alkoxylation conditions depends upon a number of factors, including the amount of starting alkoxylatable oligomer, the desired size of the resulting alkoxylated polymeric material and the number of alkoxylatable functional groups on the alkoxylatable oligomer. Thus, when a larger alkoxylated polymeric material is desired, relatively more oxirane compound is present in the alkoxylation conditions. Similarly, if (*Oa*) represents the amount of oxirane compound needed to achieve a given size of polymer "growth" on a single alkoxylatable functional group, then an alkoxylatable oligomer bearing two alkoxylatable functional groups requires  $2x(Oa)$ , an alkoxylatable oligomer bearing three alkoxylatable functional groups requires  $3x(Oa)$ , an alkoxylatable oligomer bearing four alkoxylatable functional groups requires  $4x(Oa)$  and so on. In all cases, one of ordinary skill in the art can determine an appropriate amount of oxirane compound required for alkoxylation conditions by taking into account the desired molecular weight of alkoxylated polymeric material and following routine experimentation.

[0128] The alkoxylation conditions include the presence of a strong base. The purpose of the strong base is to deprotonate each acidic hydrogen (e.g., the hydrogen of a hydroxyl group) present in the alkoxylatable oligomer and form an alkoxide ionic species (or an ionic species for non-hydroxyl alkoxylatable functional groups). Preferred strong bases for use as part of the alkoxylation conditions are: alkali metals, such as metallic potassium, metallic sodium, and alkali metals mixtures such as sodium-potassium alloys; hydroxides, such as NaOH and KOH; and alkoxides (e.g., present following addition of an oxirane compound). Other strong bases can be used and can be identified by one of ordinary skill in the art. For example a given base can be used as a strong base herein if the strong base can form an alkoxide ionic species (or an ionic species for non-hydroxyl alkoxylatable functional groups) and also provide a cation that does not encumber the alkoxide ionic species so as to hinder (or effectively hinder through an impractically slow) reaction of the alkoxide ionic species with the oxirane molecule. The strong base is present in a generally small and calculated amount, which amount can fall into one or more of the following ranges: from 0.001 to 10.0 weight percent based upon the weight of the total reaction mixture; and from 0.01 to about 6.0 weight percent based upon the weight of the total reaction mixture.

[0129] The alkoxylation conditions include a temperature suitable for alkoxylation to occur. Exemplary temperatures that may be suitable for alkoxylation to occur include those falling into one or more of the following ranges: from 10° C to 260° C; from 20° C to 240° C; from 30° C to 220° C; from 40° C to 200° C; from 50° C to 200° C; from 80° C to 140° C; and from 100° C to 120° C.

[0130] The alkoxylation conditions include a pressure suitable for alkoxylation to occur. Exemplary pressures that may be suitable for alkoxylation to occur include those falling into one or more of the following ranges: from 10 psi to 1000 psi; from 15 psi to 500 psi; from 20 psi to 250 psi; from 25 psi to 100 psi. In addition, the alkoxylation pressure can be about atmospheric pressure at sea level (e.g., 14.696 pounds per square inch +/- 10%).

[0131] In some instances, the alkoxylation conditions include addition of the oxirane compound in liquid form. In some instances, the alkoxylation conditions include addition of the oxirane compound in vapor form.

[0132] The alkoxylation conditions can include the use of a suitable solvent. Optimally, the system in which the alkoxylation conditions occur will not include any



component (including any solvent) that can be deprotonated (or remains substantially protonated under the conditions of pH, temperature, and so forth under which the alkoxylation conditions will occur). Suitable solvents for alkoxylation include organic solvents selected from the group consisting of, tetrahydrofuran (THF), dimethylformamide (DMF), toluene, benzene, xylenes, mesitylene, tetrachloroethylene, anisole, dimethylacetamide, and mixtures of the foregoing. Less ideal solvents (but nonetheless still contemplated) for use as part of the alkoxylation conditions are acetonitrile, phenylacetonitrile and ethyl acetate; in some instances, the alkoxylation conditions will not include as a solvent any of acetonitrile, phenylacetonitrile and ethyl acetate.

[0133] In one or more embodiments of the invention, when the alkoxylation conditions are conducted in the liquid phase, the alkoxylation conditions are conducted such that both the alkoxylatable oligomer and the desired alkoxyated polymeric material formed from alkoxyating the alkoxylatable oligomer not only have similar solubilities (and, preferably, substantially the same solubility) in the suitable solvent used, but are also both substantially soluble in the suitable solvent. For example, in one or more embodiments, the alkoxylatable oligomer will be substantially soluble in the solvent used in the alkoxylation conditions and the resulting alkoxyated polymeric material also will be substantially soluble in the alkoxylation conditions.

[0134] In one or more embodiments, this substantially same solubility of the alkoxyated oligomer and the alkoxyated polymeric material in a suitable solvent stands in contrast to the solubility of a precursor molecule (used, for example, in the preparation of the previously isolated alkoxyated oligomer) in the suitable solvent, wherein the precursor molecule can have a lower (and even substantially lower) solubility in the suitable solvent than the alkoxyated oligomer and/or the alkoxyated polymeric material. By way of example only, the alkoxyated oligomer and the alkoxyated polymeric material will both have a pentaerthritol core and will both be substantially soluble in toluene, but pentaerthritol itself has limited solubility in toluene.

[0135] It is particularly preferred that the solvent employed in the alkoxylation conditions is toluene. The amount of toluene used for the reaction is greater than 25 wt% and less than 75 wt% of the reaction mixture, based on the weight of reaction mixture after complete addition of the oxirane compound. One of ordinary skill in the art can calculate the starting amount of the solvent by taking into account the desired molecular weight of the

polymer, the number of sites for which alkoxylation will take place, the weight of the alkoxylatable oligomer used, and so forth.

[0136] It is preferred that the amount of the toluene is measured so that the amount is sufficient for the alkoxylation conditions providing the desired alkoxyated polymeric material.

[0137] In addition, it is particularly preferred that the alkoxylation conditions have substantially no water present. Thus, it is preferred that the alkoxylation conditions have a water content of less than 100 ppm, more preferably 50 ppm, still more preferably 20 ppm, much more preferably less than 14 ppm, and still even more preferably less than 8 ppm.

[0138] The alkoxylation conditions take place in a suitable reaction vessel, typically a stainless steel reactor vessel.

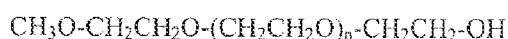
[0139] In one or more embodiments, the alkoxylatable oligomer and/or precursor molecule lacks an isocyanate group attached to a carbon bearing an alpha hydrogen is acceptable. In one or more embodiments, the previously prepared alkoxylatable oligomer and/or precursor molecule lacks an isocyanate group.

#### The Alkoxylatable Oligomer in the New Alkoxylation Method

[0140] The alkoxylatable oligomer used in the new alkoxylation method must have at least one alkoxylatable functional group. The alkoxylatable oligomer, however, can have one, two, three, four, five, six, seven, eight or more alkoxylatable functional groups, with a preference for an alkoxylatable oligomer having from one to six alkoxylatable functional groups.

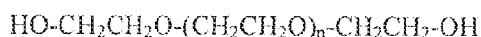
[0141] As stated previously, each alkoxylatable functional group within the alkoxylatable oligomer can be independently selected from the group consisting of hydroxyl, carboxylic acid, amine, thiol, aldehyde, ketone, and nitrile. In those instances where there is more than one alkoxylatable functional group within the alkoxylatable oligomer, it is typical that each alkoxylatable functional group is the same (e.g., each alkoxylatable functional group within the alkoxylatable oligomer is hydroxyl), although instances of different alkoxylatable functional groups within the same alkoxylatable oligomer are contemplated as well. When the alkoxylatable functional group is hydroxyl, it is preferred that the hydroxyl is a primary hydroxyl.

[0142] The alkoxylatable oligomer can take any of a number of possible geometries. For example, the alkoxylatable oligomer can be linear. In one example of a linear alkoxylatable oligomer, one terminus of the linear alkoxylatable oligomer is a relatively inert functional group (e.g., an end-capping group) and the other terminus is an alkoxylatable functional group (e.g., hydroxyl). An exemplary alkoxylatable oligomer of this structure is methoxy-PEG-OH, or mPEG in brief, in which one terminus is the relatively inert methoxy group, while the other terminus is a hydroxyl group. The structure of mPEG is given below.



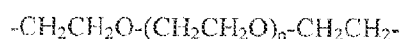
(wherein, for the immediately preceding structure only, n is an integer from 13 to 100).

[0143] Another example of a linear geometry for which the alkoxylatable oligomer can take is a linear organic polymer bearing alkoxylatable functional groups (either the same or different) at each terminus. An exemplary alkoxylatable oligomer of this structure is alpha-, omega-dihydroxypoly(ethylene glycol), or



(wherein, for the immediately preceding structure only, n is an integer from 13 to 100),

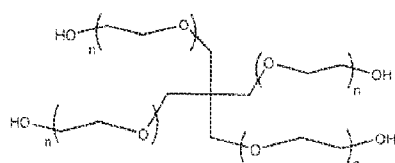
which can be represented in brief form as HO-PEG-OH where it is understood that the -PEG- symbol represents the following structural unit:



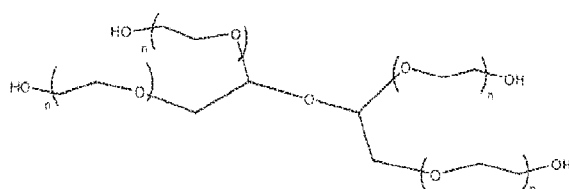
(wherein, for the immediately preceding structure only, n is an integer from 13 to 100).

[0144] Another geometry for which the alkoxylatable oligomer may have is a "multi-armed" or branched structure. With respect to such branched structures, one or more atoms in the alkoxylatable oligomer serves as a "branching point atom," through which two, three, four or more (but typically two, three or four) distinct sets of repeating monomers or "arms" are connected (either directly or through one or more atoms). At a minimum, a "multi-arm" structure as used herein has three or more distinct arms, but can have as many as four, five, six, seven, eight, nine, or more arms, with 4- to 8-arm multi-arm structures preferred (such as a 4-arm structure, a 5-arm structure, a 6-arm structure, and an 8-arm structure).

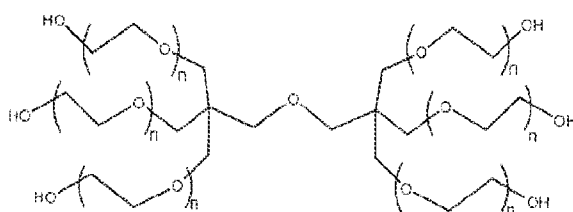
[0145] Exemplary multi-arm structures for the alkoxylatable oligomer are provided below:



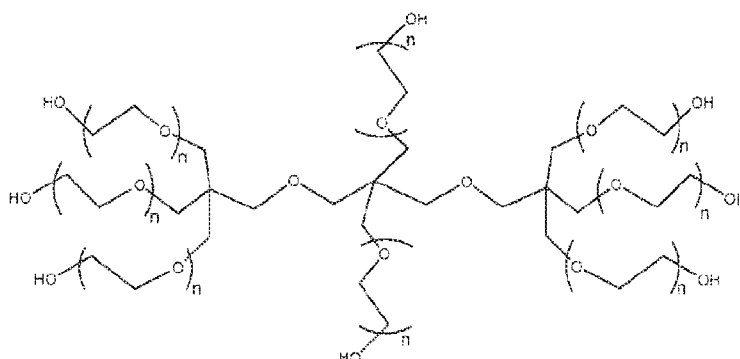
wherein (for the immediately preceding structure only) the average value of  $n$  is from 1 to 50, e.g., from 10 to 50, (or otherwise defined such that the molecular weight of the structure is from 300 Daltons to 9,000 Daltons (e.g., from about 500 Daltons to 5,000 Daltons);



wherein (for the immediately preceding structure only) the average value of  $n$  is from 2 to 50, e.g., from 10 to 50 (or otherwise defined such that the molecular weight of the structure is from 300 Daltons to 9,000 Daltons (e.g., from about 500 Daltons to 5,000 Daltons);



wherein (for the immediately preceding structure only) the average value of  $n$  is from 2 to 35, e.g., from 8 to about 40 (or otherwise defined such that the molecular weight of the structure is from 750 Daltons to 9,500 Daltons (e.g., from 500 Daltons to 5,000 Daltons); and



wherein (for the immediately preceding structure only) the average value of  $n$  is 2 to 35, e.g., from 5 to 35, (or otherwise defined such that the molecular weight of the structure is from 1,000 Daltons to 13,000 Daltons (e.g., from 500 Daltons to 5,000 Daltons).

**[0146]** For each of the four immediately preceding structures, it is preferred that the value of  $n$ , in each instance, is substantially the same. Thus, it is preferred that when all values of  $n$  are considered for a given alkoxylatable oligomer, all values of  $n$  for that alkoxylatable oligomer are within three standard deviations, more preferably within two standard deviations, and still more preferably within one standard deviation.

**[0147]** In terms of the molecular weight of the alkoxylatable oligomer, the alkoxylatable oligomer will have a known and defined weight-average molecular weight. For use herein, a weight-average molecular weight can only be known and defined for an alkoxylatable oligomer when the alkoxylatable oligomer is isolated from the synthetic milieu from which it was generated. Exemplary weight-average molecular weights for the alkoxylatable oligomer will fall into one or more of the following ranges: greater than 300 Daltons; greater than 500 Daltons; from 300 Daltons to 15,000 Daltons; from 500 Daltons to 5,000 Daltons; from 300 Daltons to 10,000 Daltons; from 500 Daltons to 4,000 Daltons; from 300 Daltons to 5,000 Daltons; from 500 Daltons to 3,000 Daltons; from 300 Daltons to 2,000 Daltons; from 500 Daltons to 2,000 Daltons; from 300 Daltons to 1,000 Daltons; from 500 Daltons to 1,000 Daltons; from 1,000 Daltons to 10,000 Daltons; from 1,000 Daltons to 5,000 Daltons; from 1,000 Daltons to 4,000 Daltons; from 1,000 Daltons to 3,000 Daltons; from 1,000 Daltons to 2,000 Daltons; from 1,500 Daltons to 15,000 Daltons; from 1,500 Daltons to 5,000 Daltons; from 1,500 Daltons to 10,000 Daltons; from 1,500 Daltons to 4,000 Daltons; from 1,500 Daltons to 3,000 Daltons; from 1,500 Daltons to 2,000 Daltons; from 2,000

Daltons to 5,000 Daltons; from 2,000 Daltons to 4,000 Daltons; and from 2,000 Daltons to 3,000 Daltons.

[0148] For purposes of the present invention, the alkoxylatable oligomer is preferably previously isolated. By previously isolated is meant the alkoxylatable oligomer exists outside and separate from the synthetic milieu from which it was generated (most typically outside of the alkoxylation conditions used to prepare the alkoxylatable oligomer) and can optionally be stored for a relatively long period of time or optionally stored over a shorter time without substantially changing for subsequent use. Thus, an alkoxylatable oligomer is previously isolated if, for example, it is housed in an inert environment. In this regard, a previously isolated alkoxylated oligomer can be housed in a container substantially lacking (e.g., less than 0.1 wt %) an oxirane compound. Also, a previously isolated alkoxylatable oligomer does not change its molecular weight more than 10% over the course of 15 days. Thus, in one or more embodiments of the invention, the concept of "previously isolated" stands in contrast to (for example) a situation where an ongoing and uninterrupted alkoxylation reaction is allowed to proceed from precursor molecule, into a structure that corresponds an alkoxylatable oligomer, to a structure that corresponds to an alkoxylated polymeric material; the concept of "previously isolated" requires that the alkoxylatable oligomer exists apart from the conditions from which it formed. Pursuant to the present invention, however, the previously isolated alkoxylatable oligomer will be subjected to an alkoxylation step once it is added to, as a separate step, alkoxylation conditions.

#### Sources of the Alkoxylatable Oligomer in the New Alkoxylation Method

[0149] The alkoxylatable oligomer can be obtained via synthetic means. In this regard, the alkoxylatable oligomer is prepared by (a) alkoxylation a precursor molecule having a molecular weight of less than 300 Daltons (e.g., less than 500 Daltons) to form a reaction mixture comprising an alkoxylatable oligomer or prepolymer, and (b) isolating the alkoxylatable oligomer from the reaction mixture. The step of alkoxylation the precursor molecule largely follows the conditions and requirements of the alkoxylation step previously discussed. The step of isolating the alkoxylatable oligomer can be carried out using any art known step, but can include allowing all oxirane compound to be consumed in the reaction, actively performing a quenching step, separating the final reaction mixture through art-known approaches (including, for example, distilling off all volatile materials, removing solid reaction by-product by filtration or washing and applying chromatographic means).

[0150] In addition, the alkoxylatable oligomer can be obtained from commercial sources. Exemplary commercial sources include NOF Corporation (Tokyo Japan) which provides alkoxylatable oligomers under the names SUNBRIGHT DKH<sup>®</sup> poly(ethylene glycol), SUNBRIGHT<sup>®</sup> GL glycerine, tri-poly(ethylene glycol) ether, SUNBRIGHT PTE<sup>®</sup> pentaerythritol, tetra-poly(ethylene glycol) ether, SUNBRIGHT<sup>®</sup> DG di-glycerine, tetra-poly(ethylene glycol) ether, and SUNBRIGHT HGEO<sup>®</sup> hexa-glycerine, octa-poly(ethylene glycol) ether. Preferred alkoxylatable oligomers include those having the structures of SUNBRIGHT PTE<sup>®</sup>-2000 pentaerythritol, tetra-poly(ethylene glycol) ether (which has a weight-average molecular weight of about 2,000 Daltons) and SUNBRIGHT<sup>®</sup> DG-2000 di-glycerine, tetra-poly(ethylene glycol) ether (which has a weight-average molecular weight of about 2,000 Daltons).

[0151] Precursor molecules can be any small molecule (e.g., a molecular weight less than the weight-average molecular weight of the alkoxylatable oligomer) having one or more alkoxylatable functional groups.

[0152] Exemplary precursor molecules include polyols, which are small molecules (typically of a molecular weight of less than 300 Daltons, e.g., less than 500 Daltons) having a plurality of available hydroxyl groups. Depending on the desired number of polymer arms in the alkoxylatable oligomer or prepolymer, the polyol serving as the precursor molecule will typically comprise 3 to about 25 hydroxyl groups, preferably about 3 to about 22 hydroxyl groups, most preferably about 4 to about 12 hydroxyl groups. Preferred polyols include glycerol oligomers or polymers such as hexaglycerol, pentaerythritol and oligomers or polymers thereof (e.g., dipentaerythritol, tripentaerythritol, tetrapentaerythritol, and ethoxylated forms of pentaerythritol), and sugar-derived alcohols such as sorbitol, arabanitol, and mannitol. Also, many commercially available polyols, such as various isomers of inositol (i.e. 1,2,3,4,5,6-hexahydroxycyclohexane), 2,2-bis(hydroxymethyl)-1-butanol, 2-amino-2-(hydroxymethyl)-1,3-propanediol (TRIS), 2-[bis(2-hydroxyethyl)amino]-2-(hydroxymethyl)-1,3-propanediol, {[2-hydroxy-1,1-bis(hydroxymethyl)ethyl]amino}acetic acid (Tricine), 2-[(3-{[2-hydroxy-1,1-bis(hydroxymethyl)ethyl]amino}propyl)amino]-2-(hydroxymethyl)-1,3-propanediol, 2-{[2-hydroxy-1,1-bis(hydroxymethyl)ethyl]amino}ethanesulfonic acid (TES), 4-{[2-hydroxy-1,1-bis(hydroxymethyl)ethyl]amino}-1-butanesulfonic acid, and 2-[bis(2-hydroxyethyl)amino]-2-(hydroxymethyl)-1,3-propanediol hydrochloride can serve as an acceptable precursor

molecule. In those cases in which the precursor molecule has an ionizable group or groups that will interfere with the alkoxylation step, those ionizable groups must be protected or modified prior to carrying out the alkoxylation step.

[0153] Exemplary preferred precursor molecules include those precursor molecules selected from the group consisting of glycerol, diglycerol, triglycerol, hexaglycerol, mannitol, sorbitol, pentaerythritol, dipentaerthitol, and tripentaerythritol.

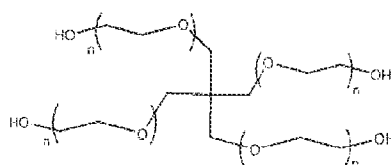
[0154] In one or more embodiments of the invention, it is preferred that neither the previously isolated alkoxylatable oligomer nor the alkoxylated polymeric product has an alkoxylatable functional group (e.g., hydroxyl group) of the precursor molecule.

#### **The Alkoxyated Polymeric Materials Generated by the New Alkoxylation Method**

[0155] The alkoxyated polymeric material prepared under the methods described herein will have a basic architecture corresponding to the structure of the alkoxylatable oligomer (i.e., a linear alkoxylatable oligomer results in a linear alkoxyated polymeric material, a four-armed alkoxylatable oligomer results in a four-armed alkoxyated polymer material, so forth). As a consequence, the alkoxyated polymeric material will take any of a number of possible geometries, including linear, branched and multi-armed.

[0156] With respect to branched structures, a branched alkoxyated polymeric material will have three or more distinct arms, but can have as many as four, five, six, seven, eight, nine, or more arms, with 4- to 8-arm branched structures preferred (such as a 4-arm branched structure, 5-arm branched structure, 6-arm branched structure, and 8-arm branched structure).

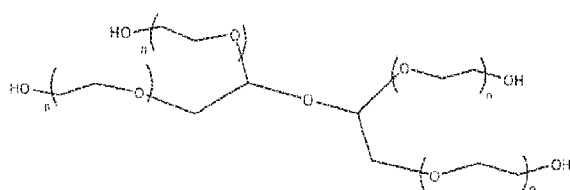
[0157] Exemplary branched structures for the alkoxyated polymeric material are provided below:



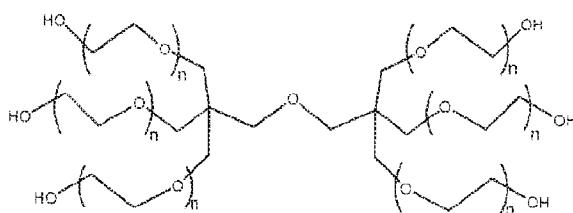
wherein (for the immediately preceding structure only) the average value of  $n$  satisfies one or more of the following ranges: from 10 to 1,000; from 10 to 500; from 10 to 250; from 50 to 1000; from 50 to 250; and from 50 to 120 (or otherwise defined such that the molecular



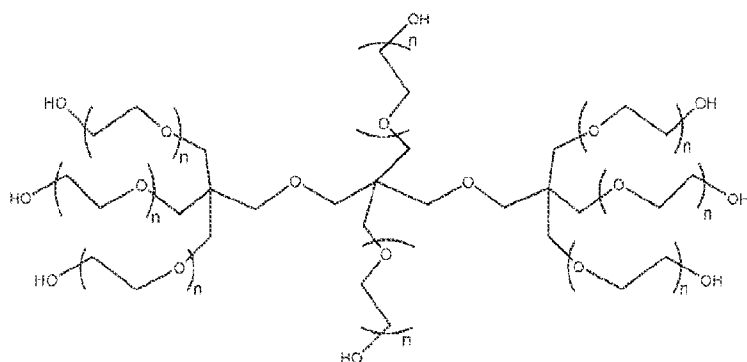
weight of the structure is from 2,000 Daltons to 180,000 Daltons, e.g., from 2,000 Daltons to 120,000 Daltons);



wherein (for the immediately preceding structure only) the average value of  $n$  satisfies one or more of the following ranges: from 10 to 1,000; from 10 to 500; from 10 to 250; from 50 to 1,000; from 50 to 250; and from 50 to 120 (or otherwise defined such that the molecular weight of the structure is from 2,000 Daltons to 180,000 Daltons, e.g., from 2,000 Daltons to 120,000 Daltons);



wherein (for the immediately preceding structure only) the average value of  $n$  is satisfies one or more of the following ranges: from 10 to 750; from 40 to 750; from 50 to 250; and from 50 to 120 (or otherwise defined such that the molecular weight of the structure is from 3,000 Daltons to 200,000 Daltons, e.g., from 12,000 Daltons to 200,000 Daltons); and



wherein (for the immediately preceding structure only) the average value of  $n$  satisfies one or more of the following ranges: from 10 to 600 and from 35 to 600 (or otherwise defined such that the molecular weight of the structure is from 4,000 Daltons to 215,000 Daltons, e.g., from 12,000 Daltons to 215,000 Daltons).

[0158] For each of the four immediately provided structures, it is preferred that the value of  $n$ , in each instance, is substantially the same. Thus, it is preferred that when all values of  $n$  are considered for a given alkoxyated polymeric material, all values of  $n$  for that alkoxyated polymeric material alkoxyatable oligomer or prepolymer are within three standard deviations, more preferably within two standard deviations, and still more preferably within one standard deviation.

[0159] In terms of the molecular weight of the alkoxyated polymeric material, the alkoxyated polymeric material will have a known and defined number-average molecular weight. For use herein, a number-average molecular weight can only be known and defined for material that is isolated from the synthetic milieu from which it was generated.

[0160] The total molecular weight of the alkoxyated polymeric product can be a molecular weight suited for the intended purpose. An acceptable molecular weight for any given purpose can be determined through trial and error via routine experimentation. Exemplary molecular weights for the alkoxyated polymeric product, will have a number-average molecular weight falling within one or more of the following ranges: from 2,000 Daltons to 215,000 Daltons; from 5,000 Daltons to 215,000 Daltons; from 5,000 Daltons to 150,000 Daltons; from 5,000 Daltons to 100,000 Daltons; from 5,000 Daltons to 80,000 Daltons; from 6,000 Daltons to 80,000 Daltons; from 7,500 Daltons to 80,000 Daltons; from 9,000 Daltons to 80,000 Daltons; from 10,000 Daltons to 80,000 Daltons; from 12,000 Daltons to 80,000 Daltons; from 15,000 Daltons to 80,000 Daltons; from 20,000 Daltons to 80,000 Daltons; from 25,000 Daltons to 80,000 Daltons; from 30,000 Daltons to 80,000 Daltons; from 40,000 Daltons to 80,000 Daltons; from 6,000 Daltons to 60,000 Daltons; from 7,500 Daltons to 60,000 Daltons; from 9,000 Daltons to 60,000 Daltons; from 10,000 Daltons to 60,000 Daltons; from 12,000 Daltons to 60,000 Daltons; from 15,000 Daltons to 60,000 Daltons; from 20,000 Daltons to 60,000 Daltons; from 25,000 Daltons to 60,000 Daltons; from 30,000 Daltons to 60,000; from 6,000 Daltons to 40,000 Daltons; from 9,000 Daltons to 40,000 Daltons; from 10,000 Daltons to 40,000 Daltons; from 15,000

Daltons to 40,000 Daltons; from 19,000 Daltons to 40,000 Daltons; from 15,000 Daltons to 25,000 Daltons; and from 18,000 Daltons to 22,000 Daltons.

[0161] For any given alkoxyated polymeric material, an optional step can be carried out so as to further transform the alkoxyated polymeric material so that it bears a specific reactive group to form a polymeric reagent. Thus, using techniques well known in the art, the alkoxyated polymeric material can be functionalized to include a reactive group (e.g., carboxylic acid, active ester, amine, thiol, maleimide, aldehyde, ketone, and so forth).

[0162] In carrying out an optional step to further transform the alkoxyated polymeric product so that it bears a specific reactive group, such an optional step is carried out in a suitable solvent. One of ordinary skill in the art can determine whether any specific solvent is appropriate for any given reaction step. Often, however, the solvent is preferably a nonpolar solvent or a polar solvent. Nonlimiting examples of nonpolar solvents include benzene, xylenes and toluene. Exemplary polar solvents include, but are not limited to, dioxane, tetrahydrofuran (THF), *t*-butyl alcohol, DMSO (dimethyl sulfoxide), HMPA (hexamethylphosphoramide), DMF (dimethylformamide), DMA (dimethylacetamide), and NMP (*N*-methylpyrrolidinone).

#### **Further Compositions of the Alkoxyated Polymeric Material**

[0163] Another aspect of the invention provided herein are compositions comprising the alkoxyated polymeric material, which include not only any compositions comprising the alkoxyated polymeric material, but also compositions in which the alkoxyated polymeric material is further transformed into, for example, a polymer reagent, as well as compositions of conjugates formed from coupling such polymer reagents with an active agent. Among other things, a benefit of the method described herein is the ability to achieve high purity alkoxyated polymeric material-containing compositions. The compositions can be characterized as having: substantially low content of both high molecular weight impurities (e.g., polymer-containing species having a molecular weight greater than the molecular weight of the desired alkoxyated polymeric material) and low content of low molecular weight diol impurities (i.e., HO-PEG-OH), either impurity type (and preferably both impurity types) totaling less than 8 wt %, and more preferably less than 2 wt %. In addition or alternatively, the compositions can also be characterized as having a purity of alkoxyated polymeric material (as well as compositions comprising polymer reagents formed from the

alkoxylated polymeric material, and compositions of conjugates formed from conjugating such polymer reagents and an active agent) of greater than 92 wt %, more preferably greater than 97 wt %. Gel permeation chromatography (GPC) and gel filtration chromatography (GFC) can be used to characterize the alkoxylated polymeric material. Those chromatographic methods allow separation of the composition to its components according to molecular weight. The exemplary GFC traces of products described in Example 7 and Example 8 are provided as FIG. 7 and FIG. 8, respectively.

**Exemplary Uses of the Alkoxylated Polymeric Materials and Compositions Formed Therefrom**

[0164] The alkoxylated polymeric material provided herein as well as those alkoxylated polymeric products that have been further modified to bear a specific reactive group (hereinafter referred to as a "polymer reagent") are useful for conjugation to, for example, active agents. Preferred groups of the biologically active agents suited for reaction with the polymeric reagents described herein are electrophilic and nucleophilic groups. Exemplary groups include primary amines, carboxylic acids, alcohols, thiols, hydrazines and hydrazides. Such groups suited to react with the polymeric reagents described herein are known to those of ordinary skill in the art. Thus, the invention provides a method for making a conjugate comprising the step of contacting, under conjugation conditions, an active agent with a polymeric reagent described herein.

[0165] Suitable conjugation conditions are those conditions of time, temperature, pH, reagent concentration, reagent functional group(s), available functional groups on the active agent, solvent, and the like sufficient to effect conjugation between a polymeric reagent and an active agent. As is known in the art, the specific conditions depend upon, among other things, the active agent, the type of conjugation desired, the presence of other materials in the reaction mixture, and so forth. Sufficient conditions for effecting conjugation in any particular case can be determined by one of ordinary skill in the art upon a reading of the disclosure herein, reference to the relevant literature, and/or through routine experimentation.

[0166] For example, when the polymeric reagent contains an N-hydroxysuccinimide active ester (e.g., succinimidyl succinate, succinimidyl propionate, and succinimidyl butanoate), and the active agent contains an amine group, conjugation can be effected at a pH of from about 7.5 to about 9.5 at room temperature. In addition, when the polymer reagent

contains a vinylsulfone reactive group or a maleimide group and the pharmacologically active agent contains a sulfhydryl group, conjugation can be effected at a pH of from about 7 to about 8.5 at room temperature. Moreover, when the reactive group associated with the polymer reagent is an aldehyde or ketone and the pharmacologically active agent contains a primary amine, conjugation can be effected by reductive amination wherein the primary amine of the pharmacologically active agent reacts with the aldehyde or ketone of the polymer. Taking place at pH's of from about 6 to about 9.5, reductive amination initially results in a conjugate wherein the pharmacologically active agent and polymer are linked via an imine bond. Subsequent treatment of the imine bond-containing conjugate with a suitable reducing agent such as  $\text{NaCNBH}_3$  reduces the imine to a secondary amine. For additional information concerning these and other conjugation reactions, reference is made to Hermanson "Bioconjugate Techniques," Academic Press, 1996.

[0167] Exemplary conjugation conditions include carrying out the conjugation reaction at a pH of from about 4 to about 10, and at, for example, a pH of about 4.0, 4.5, 5.0, 5.5, 6.0, 6.5, 7.0, 7.5, 8.0, 8.5, 9.0, 9.5, or 10.0. The reaction is allowed to proceed from about 5 minutes to about 72 hours, preferably from about 30 minutes to about 48 hours, and more preferably from about 4 hours to about 24 hours. The temperature under which conjugation can take place is typically, although not necessarily, in the range of from about 0 °C to about 40 °C, and is often at room temperature or less. The conjugation reactions are often carried out using a phosphate buffer solution, sodium acetate, or similar system.

[0168] With respect to reagent concentration, an excess of the polymer reagent is typically combined with the active agent. In some cases, however, it is preferred to have stoichiometric amounts of reactive groups on the polymer reagent to the reactive groups of the active agent. Thus, for example, one mole of a polymer reagent bearing four reactive groups is combined with four moles of active agent. Exemplary ratios of reactive groups of polymer reagent to active agent include molar ratios of about 1:1 (reactive group of polymer reagent:active agent), 1:0.1, 1:0.5, 1:1.5, 1:2, 1:3, 1:4, 1:5, 1:6, 1:8, or 1:10. The conjugation reaction is allowed to proceed until substantially no further conjugation occurs, which can generally be determined by monitoring the progress of the reaction over time.

[0169] Progress of the reaction can be monitored by withdrawing aliquots from the reaction mixture at various time points and analyzing the reaction mixture by chromatographic methods, SDS-PAGE or MALDI-TOF mass spectrometry, NMR, IR, or any

other suitable analytical method. Once a plateau is reached with respect to the amount of conjugate formed or the amount of unconjugated polymer reagent remaining, the reaction is assumed to be complete. Typically, the conjugation reaction takes anywhere from minutes to several hours (e.g., from 5 minutes to 24 hours or more). The resulting product mixture is preferably, but not necessarily purified, to separate out excess active agent, strong base, condensing agents and reaction by-products and solvents. The resulting conjugates can then be further characterized using analytical methods such as chromatographic methods, spectroscopic methods, MALDI, capillary electrophoresis, and/or gel electrophoresis. The polymer-active agent conjugates can be purified to obtain/isolate different conjugated species.

[0170] With respect to an active agent, the alkoxylated polymeric material and a polymer reagent prepared from the alkoxylated polymeric material can be combined under suitable conjugation conditions to result in a conjugate. In this regard, exemplary active agents can be an active agent selected from the group consisting of a small molecule drug, an oligopeptide, a peptide, and a protein. The active agent for use herein can include but are not limited to the following: adriamycin,  $\gamma$ -aminobutyric acid (GABA), amiodarone, amitriptyline, azithromycin, benzphetamine, brompheniramine, cabinoxamine, calcitonin, chlorambucil, chlorprocaine, chloroquine, chlorpheniramine, chlorpromazine, cinnarizine, clarithromycin, clomiphene, cyclobenzaprine, cyclopentolate, cyclophosphamide, dacarbazine, daunomycin, demeclocycline, dibucaine, dicyclomine, diethylpropion, diltiazem, dimenhydrinate, diphenhydramine, disopyramide, doxepin, doxycycline, doxylamine, dypiridame, EDTA, erythromycin, flurazepam, gentian violet, hydroxychloroquine, imipramine, insulin, irinotecan, levomethadyl, lidocaine, loxarine, mechlorethamine, melphalan, methadone, methotimeprazine, methotrexate, metoclopramide, minocycline, naflifine, nicardipine, nizatidine, orphenadrine, oxybutin, oxytetracycline, phenoxybenzamine, phentolamine, procainamide, procaine, promazine, promethazine, proparacaine, propoxycaine, propoxyphene, ranitidine, tamoxifen, terbinafine, tetracaine, tetracycline, tranadol, triflupromazine, trimeprazine, trimethylbenzamide, trimipramine, tripeleminamine, troleandomycin, tyramine, uracil mustard, verapamil, and vasopressin.

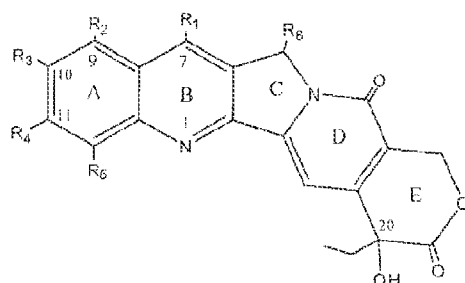
[0171] Further exemplary active agents include those selected from the group consisting of acravistine, amoxapine, astemizole, atropine, azithromycin, benzapril,

benztropine, beperiden, bupracaine, buprenorphine, buspirone, butorphanol, caffeine, camptothecin and molecules belonging to the camptothecin family, ceftriaxone, chlorpromazine, ciprofloxacin, cladribine, clemastine, clindamycin, clofazamine, clozapine, cocaine, codeine, cyproheptadine, desipramine, dihydroergotamine, diphenidol, diphenoxylate, dipyridamole, docetaxel, doxapram, ergotamine, famciclovir, fentanyl, flavoxate, fludarabine, fluphenazine, fluvastatin, ganciclovir, granisteron, guanethidine, haloperidol, homatropine, hydrocodone, hydromorphone, hydroxyzine, hyoscyamine, imipramine, itraconazole, ketorolac, ketoconazole, levocabastine, levorphanol, lincomycin, lomefloxacin, loperamide, losartan, loxapine, mazindol, meclizine, meperidine, mepivacaine, mesoridazine, methdilazine, methenamine, methimazole, methotrimeperazine, methysergide, metronidazole, minoxidil, mitomycin c, molindone, morphine, nafzodone, nalbuphine, naldixic acid, nalmeferone, naloxone, naltrexone, naphazoline, nedocromil, nicotine, norfloxacin, ofloxacin, ondansetron, oxycodone, oxymorphone, paclitaxel, pentazocine, pentoxifylline, perphenazine, physostigmine, pilocarpine, pimozide, pramoxine, prazosin, prochlorperazine, promazine, promethazine, quinidine, quinine, rauwolfia alkaloids, riboflavin, rifabutin, risperidone, rocuronium, scopalamine, sufentanil, tacrine, terazosin, terconazole, terfenadine, thioridazine, thiothixene, ticlodipine, timolol, tolazamide, tolmetin, trazodone, triethylperazine, trifluoperazine, trihexylphenidyl, trimeprazine, trimipramine, tubocurarine, vecuronium, vidarabine, vinblastine, vincristine and vinorelbine.

[0172] Still further exemplary active agents include those selected from the group consisting of acetazolamide, acravistine, acyclovir, adenosine phosphate, allopurinol, alprazolam, amoxapine, amrinone, apraclonidine, azatadine, aztreonam, bisacodyl, bleomycin, brompheniramine, buspirone, butoconazole, camptothecin and molecules within the camptothecin family, carbinoxamine, cefamandole, cefazolin, cefixime, cefmetazole, cefonicid, cefoperazone, cefotaxime, cefotetan, cefpodoxime, ceftriaxone, cephalixin, chloroquine, chlorpheniramine, cimetidine, cladribine, clotrimazole, cloxacillin, didanosine, dipyridamole, doxazosin, doxylamine, econazole, enoxacin, estazolam, ethionamide, famciclovir, famotidine, fluconazole, fludarabine, folic acid, ganciclovir, hydroxychloroquine, iodoquinol, isoniazid, itraconazole, ketoconazole, lamotrigine, lansoprazole, lorazepam, losartan, mebendazole, mercaptopurine, methotrexate, metronidazole, miconazole, midazolam, minoxidil, nafzodone, naldixic acid, niacin, nicotine, nizatidine, omeprazole, oxaprozin, oxiconazole, papaverine, pentostatin, phenazopyridine,

pilocarpine, piroxicam, prazosin, primaquine, pyrazinamide, pyrimethamine, pyroxicline, quinidine, quinine, ribaverin, rifampin, sulfadiazine, sulfamethizole, sulfamethoxazole, sulfasalazine, sulfasoxazole, terazosin, thiabendazole, thiamine, thioguanine, timolol, trazodone, triamterene, triazolam, trimethadione, trimethoprim, trimetrexate, triplenamine, tropicamide, and vidarabine.

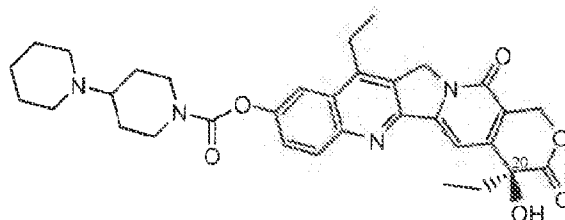
[0173] Still further exemplary active agents include those belonging to the camptothecin family of molecules. For example, the active agent can possess the general structure:



wherein  $R_1$ ,  $R_2$ ,  $R_3$ ,  $R_4$  and  $R_5$  are each independently selected from the group consisting of: hydrogen; halo; acyl; alkyl (e.g., C1-C6 alkyl); substituted alkyl; alkoxy (e.g., C1-C6 alkoxy); substituted alkoxy; alkenyl; alkynyl; cycloalkyl; hydroxyl; cyano; nitro; azido; amido; hydrazine; amino; substituted amino (e.g., monoalkylamino and dialkylamino); hydroxycarbonyl; alkoxycarbonyl; alkylcarbonyloxy; alkylcarbonylamino; carbamoyloxy; arylsulfonyloxy; alkylsulfonyloxy;  $-C(R_7)=N-(O)_i-R_8$  wherein  $R_7$  is H, alkyl, alkenyl, cycloalkyl, or aryl,  $i$  is 0 or 1, and  $R_8$  is H, alkyl, alkenyl, cycloalkyl, or heterocycle; and  $R_9C(O)O-$  wherein  $R_9$  is halogen, amino, substituted amino, heterocycle, substituted heterocycle, or  $R_{10}-O-(CH_2)_m-$  where  $m$  is an integer of 1-10 and  $R_{10}$  is alkyl, phenyl, substituted phenyl, cycloalkyl, substituted cycloalkyl, heterocycle, or substituted heterocycle; or  $R_2$  together with  $R_3$  or  $R_3$  together with  $R_4$  form substituted or unsubstituted methylenedioxy, ethylenedioxy, or ethyleneoxy;  $R_6$  is H or  $OR'$ , wherein  $R'$  is alkyl, alkenyl, cycloalkyl, haloalkyl, or hydroxyalkyl. Although not shown, analogs having a hydroxyl group corresponding to a position other than the 20-position (e.g., 10-, or 11- position, and so forth) in the immediately preceding structure are encompassed within possible active agents.

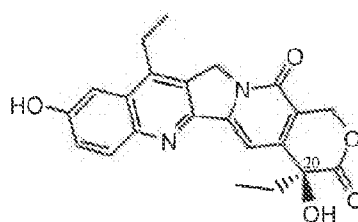


[0174] An exemplary active agent is irinotecan.



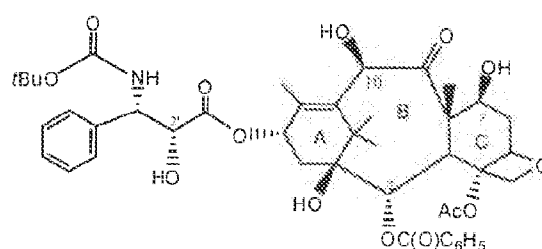
Irinotecan

[0175] Another exemplary active agent is 7-ethyl-10-hydroxy-camptothecin (SN-38), the structure of which is shown below.



7-ethyl-10-hydroxy-camptothecin

[0176] Yet other exemplary class of active agents include those belonging to the taxane family of molecules. An exemplary active agent from this class of molecules is docetaxel, where the H at the 2' hydroxyl group is involved in forming the preferred multi-armed polymer conjugate:



[0177] The polymer reagents described herein can be attached, either covalently or noncovalently, to a number of entities including films, chemical separation and purification surfaces, solid supports, metal surfaces such as gold, titanium, tantalum, niobium, aluminum,

steel, and their oxides, silicon oxide, macromolecules (e.g., proteins, polypeptides, and so forth), and small molecules. Additionally, the polymer reagents can also be used in biochemical sensors, bioelectronic switches, and gates. The polymer reagents can also be employed as carriers for peptide synthesis, for the preparation of polymer-coated surfaces and polymer grafts, to prepare polymer-ligand conjugates for affinity partitioning, to prepare cross-linked or non-cross-linked hydrogels, and to prepare polymer-cofactor adducts for bioreactors.

[0178] Optionally, the conjugate can be provided as a pharmaceutical composition for veterinary and for human medical use. Such a pharmaceutical composition is prepared by combining the conjugate with one or more pharmaceutically acceptable excipients, and optionally any other therapeutic ingredients.

[0179] Exemplary pharmaceutically acceptable excipients, without limitation, those selected from the group consisting of carbohydrates, inorganic salts, antimicrobial agents, antioxidants, surfactants, buffers, acids, bases, and combinations thereof.

[0180] A carbohydrate such as a sugar, a derivatized sugar such as an alditol, aldonic acid, an esterified sugar, and/or a sugar polymer may be present as an excipient. Specific carbohydrate excipients include, for example: monosaccharides, such as fructose, maltose, galactose, glucose, D-mannose, sorbose, and the like; disaccharides, such as lactose, sucrose, trehalose, cellobiose, and the like; polysaccharides, such as raffinose, melezitose, maltodextrins, dextrans, starches, and the like; and alditols, such as mannitol, xylitol, maltitol, lactitol, xylitol, sorbitol (glucitol), pyranosyl sorbitol, myoinositol, and the like.

[0181] The excipient can also include an inorganic salt or buffer such as citric acid, sodium chloride, potassium chloride, sodium sulfate, potassium nitrate, sodium phosphate monobasic, sodium phosphate dibasic, and combinations thereof.

[0182] The composition can also include an antimicrobial agent for preventing or deterring microbial growth. Nonlimiting examples of antimicrobial agents suitable for one or more embodiments of the present invention include benzalkonium chloride, benzethonium chloride, benzyl alcohol, cetylpyridinium chloride, chlorobutanol, phenol, phenylethyl alcohol, phenylmercuric nitrate, thimersol, and combinations thereof.

[0183] An antioxidant can be present in the composition as well. Antioxidants are used to prevent oxidation, thereby preventing the deterioration of the conjugate or other

components of the preparation. Suitable antioxidants for use in one or more embodiments of the present invention include, for example, ascorbyl palmitate, butylated hydroxyanisole, butylated hydroxytoluene, hypophosphorous acid, monothioglycerol, propyl gallate, sodium bisulfite, sodium formaldehyde sulfoxylate, sodium metabisulfite, and combinations thereof.

[0184] A surfactant can be present as an excipient. Exemplary surfactants include: polysorbates, such as "Tween 20" and "Tween 80," and pluronics such as F68 and F88 (both of which are available from BASF, Mount Olive, New Jersey); sorbitan esters; lipids, such as phospholipids such as lecithin and other phosphatidylcholines, phosphatidylethanolamines (although preferably not in liposomal form), fatty acids and fatty esters; steroids, such as cholesterol; and chelating agents, such as EDTA, zinc and other such suitable cations.

[0185] Acids or bases can be present as an excipient in the composition. Nonlimiting examples of acids that can be used include those acids selected from the group consisting of hydrochloric acid, acetic acid, phosphoric acid, citric acid, malic acid, lactic acid, formic acid, trichloroacetic acid, nitric acid, perchloric acid, phosphoric acid, sulfuric acid, fumaric acid, and combinations thereof. Examples of suitable bases include, without limitation, bases selected from the group consisting of sodium hydroxide, sodium acetate, ammonium hydroxide, potassium hydroxide, ammonium acetate, potassium acetate, sodium phosphate, potassium phosphate, sodium citrate, sodium formate, sodium sulfate, potassium sulfate, potassium fumarate, and combinations thereof.

[0186] The amount of the conjugate (i.e., the conjugate formed between the active agent and the polymeric reagent) in the composition will vary depending on a number of factors, but will optimally be a therapeutically effective dose when the composition is stored in a unit dose container (e.g., a vial). In addition, the pharmaceutical preparation can be housed in a syringe. A therapeutically effective dose can be determined experimentally by repeated administration of increasing amounts of the conjugate in order to determine which amount produces a clinically desired endpoint.

[0187] The amount of any individual excipient in the composition will vary depending on the activity of the excipient and particular needs of the composition. Typically, the optimal amount of any individual excipient is determined through routine experimentation, i.e., by preparing compositions containing varying amounts of the excipient (ranging from low to high), examining the stability and other parameters, and then

determining the range at which optimal performance is attained with no significant adverse effects.

[0188] Generally, however, the excipient will be present in the composition in an amount of about 1% to about 99% by weight, preferably from about 5% to about 98% by weight, more preferably from about 15 to about 95% by weight of the excipient, with concentrations less than 30% by weight most preferred.

[0189] These foregoing pharmaceutical excipients along with other excipients are described in "Remington: The Science & Practice of Pharmacy", 19<sup>th</sup> ed., Williams & Williams, (1995), the "Physician's Desk Reference", 52<sup>nd</sup> ed., Medical Economics, Montvale, NJ (1998), and Kibbe, A.H., Handbook of Pharmaceutical Excipients, 3<sup>rd</sup> Edition, American Pharmaceutical Association, Washington, D.C., 2000.

[0190] The pharmaceutically acceptable compositions encompass all types of formulations and in particular those that are suited for injection, e.g., powders or lyophilates that can be reconstituted as well as liquids. Examples of suitable diluents for reconstituting solid compositions prior to injection include bacteriostatic water for injection, dextrose 5% in water, phosphate-buffered saline, Ringer's solution, saline, sterile water, deionized water, and combinations thereof. With respect to liquid pharmaceutical compositions, solutions and suspensions are envisioned.

[0191] The compositions of one or more embodiments of the present invention are typically, although not necessarily, administered via injection and are therefore generally liquid solutions or suspensions immediately prior to administration. The pharmaceutical preparation can also take other forms such as syrups, creams, ointments, tablets, powders, and the like. Other modes of administration are also included, such as pulmonary, rectal, transdermal, transmucosal, oral, intrathecal, subcutaneous, intra-arterial, and so forth.

[0192] The invention also provides a method for administering a conjugate as provided herein to a patient suffering from a condition that is responsive to treatment with conjugate. The method comprises administering to a patient, generally via injection, a therapeutically effective amount of the conjugate (preferably provided as part of a pharmaceutical composition). As previously described, the conjugates can be administered injected parenterally by intravenous injection. Suitable formulation types for parenteral administration include ready-for-injection solutions, dry powders for combination with a

solvent prior to use, suspensions ready for injection, dry insoluble compositions for combination with a vehicle prior to use, and emulsions and liquid concentrates for dilution prior to administration, among others.

[0193] The method of administering may be used to treat any condition that can be remedied or prevented by administration of the conjugate. Those of ordinary skill in the art appreciate which conditions a specific conjugate can effectively treat. Advantageously, the conjugate can be administered to the patient prior to, simultaneously with, or after administration of another active agent.

[0194] The actual dose to be administered will vary depending upon the age, weight, and general condition of the subject as well as the severity of the condition being treated, the judgment of the health care professional, and conjugate being administered. Therapeutically effective amounts are known to those skilled in the art and/or are described in the pertinent reference texts and literature. Generally, a therapeutically effective amount will range from about 0.001 mg to 100 mg, preferably in doses from 0.01 mg/day to 75 mg/day, and more preferably in doses from 0.10 mg/day to 50 mg/day. A given dose can be periodically administered up until, for example, symptoms lessen and/or are eliminated entirely.

[0195] The unit dosage of any given conjugate (again, preferably provided as part of a pharmaceutical preparation) can be administered in a variety of dosing schedules depending on the judgment of the clinician, needs of the patient, and so forth. The specific dosing schedule will be known by those of ordinary skill in the art or can be determined experimentally using routine methods. Exemplary dosing schedules include, without limitation, administration once daily, three times weekly, twice weekly, once weekly, twice monthly, once monthly, and any combination thereof. Once the clinical endpoint has been achieved, dosing of the composition is halted.

[0196] One advantage of administering certain conjugates described herein is that individual water-soluble polymer portions can be cleaved when a hydrolytically degradable linkage is included between the residue of the active agent moiety and water-soluble polymer. Such a result is advantageous when clearance from the body is potentially a problem because of the polymer size. Optimally, cleavage of each water-soluble polymer portion is facilitated through the use of physiologically cleavable and/or enzymatically degradable linkages such as amide, carbonate or ester-containing linkages. In this way, clearance of the conjugate (via

cleavage of individual water-soluble polymer portions) can be modulated by selecting the polymer molecular size and the type functional group that would provide the desired clearance properties. One of ordinary skill in the art can determine the proper molecular size of the polymer as well as the cleavable functional group. For example, one of ordinary skill in the art, using routine experimentation, can determine a proper molecular size and cleavable functional group by first preparing a variety of polymer derivatives with different polymer weights and cleavable functional groups, and then obtaining the clearance profile (e.g., through periodic blood or urine sampling) by administering the polymer derivative to a patient and taking periodic blood and/or urine sampling. Once a series of clearance profiles have been obtained for each tested conjugate, a suitable conjugate can be identified.

#### **Hydrohalide Salts - Considerations Concerning the Active Agent, "D"**

[0197] The hydrohalide salt compositions described herein comprise a water-soluble polymer-active agent conjugate, preferably a multi-armed polymer bioactive conjugate. Exemplary water soluble polymers are described above. Turning now to the active agent, the active agent is a small molecule drug, an oligopeptide, a peptide, or a protein. The active agent, when conjugated to the water-soluble polymer, contains at least one basic nitrogen atom such as an amine group (i.e., an amine or other basic nitrogen containing group that is not conjugated to the water-soluble polymer). In the hydrohalide salt, the basic nitrogen atoms are in protonated form as the hydrohalide salt, that is to say, where at least 90 mole percent, or at least 91 mole percent, or at least 92 mole percent, or at least 93 mole percent, or at least 94 mole percent, or at least 95 mole percent, more preferably greater than 95 mole percent of the drug's basic nitrogen atoms within the conjugate are protonated in HX form.

[0198] Active agents containing at least one amine group or basic nitrogen atom suitable for providing a mixed acid salt as described herein include but are not limited to the following: adriamycin,  $\gamma$ -aminobutyric acid (GABA), amiodarone, amitriptyline, azithromycin, benzphetamine, bromopheniramine, cabinoxamine, calcitonin chlorambucil, chlorprocaine, chloroquine, chlorpheniramine, chlorpromazine, cinnarizine, clarithromycin, clomiphene, cyclobenzaprine, cyclopentolate, cyclophosphamide, dacarbazine, daunomycin, demeclocycline, dibucaine, dicyclomine, diethylpropion, diltiazem, dimenhydrinate, diphenhydramine, disopyramide, doxepin, doxycycline, doxylamine, dypiridame, EDTA, erythromycin, flurazepam, gentian violet, hydroxychloroquine, imipramine, insulin,

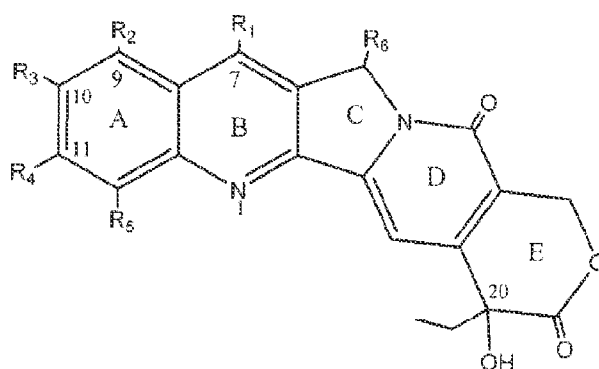
irinotecan, levomethadyl, lidocaine, loxarine, mechlorethamine, melphalan, methadone, methotimeperazine, methotrexate, metoclopramide, minocycline, naftifine, nicardipine, nizatidine, orphenadrine, oxybutin, oxytetracycline, phenoxybenzamine, phentolamine, procainamide, procaine, promazine, promethazine, proparacaine, propoxycaine, propoxyphene, ranitidine, tamoxifen, terbinafine, tetracaine, tetracycline, tranadol, triflupromazine, trimeprazine, trimethylbenzamide, trimipramine, tripeleennamine, troleandomycin, tyramine, uracil mustard, verapamil, and vasopressin.

[0199] Additional active agents include those comprising one or more nitrogen-containing heterocycles such as acravistine, amoxapine, astemizole, atropine, azithromycin, benzapril, benztropine, beperiden, bupracaine, buprenorphine, buspirone, butorphanol, caffeine, camptothecin and molecules belonging to the camptothecin family, ceftriaxone, chlorpromazine, ciprofloxacin, cladabine, clemastine, clindamycin, clofazamine, clozapine, cocaine, codeine, cyproheptadine, desipramine, dihydroergotamine, diphenidol, diphenoxylate, dipyridamole, doxapram, ergotamine, famciclovir, fentanyl, flavoxate, fludarabine, fluphenazine, fluvastin, ganciclovir, granisteron, guanethidine, haloperidol, homatropine, hydrocodone, hydromorphone, hydroxyzine, hyoscyamine, imipramine, itraconazole, keterolac, ketoconazole, levocarbustine, levorphone, lincomycin, lomefloxacin, loperamide, losartan, loxapine, mazindol, meclizine, meperidine, mepivacaine, mesoridazine, methdilazine, methenamine, methimazole, methotrimeperazine, methysergide, metronidazole, minoxidil, mitomycin c, molindone, morphine, nafzodone, nalbuphine, naldixic acid, nalmefene, naloxone, naltrexone, naphazoline, nedocromil, nicotine, norfloxacin, ofloxacin, ondasteron, oxycodone, oxymorphone, pentazocine, pentoxifylline, perphenazine, physostigmine, pilocarpine, pimizide, pramoxine, prazosin, prochlorperazine, promazine, promethazine, quinidine, quinine, rauwolfia alkaloids, riboflavin, rifabutin, risperidone, rocuronium, scopalamine, sufentanil, tacrine, terazosin, terconazole, terfenadine, thiordazine, thiothixene, ticlodipine, timolol, tolazamide, tolmetin, trazodone, triethylperazine, trifluopromazine, trihexylphenidyl, trimeprazine, trimipramine, tubocurarine, vecuronium, vidarabine, vinblastine, vincristine and vinorelbine.

[0200] Additional active agents include those comprising an aromatic ring nitrogen such as acetazolamide, acravistine, acyclovir, adenosine phosphate, allopurinal, alprazolam, amoxapine, amrinone, apraclonidine, azatadine, aztreonam, bisacodyl, bleomycin, bromopheniramine, buspirone, butoconazole, camptothecin and molecules within the

camptothecin family, carbinoxamine, cefamandole, cefazole, cefixime, cefmetazole, cefonicid, cefoperazone, cefotaxime, cefotetan, cefpodoxime, ceftriaxone, cephalirin, chloroquine, chlorpheniramine, cimetidine, cladabine, clotrimazole, cloxacillin, didanosine, dipyridamole, doxazosin, doxylamine, econazole, enoxacin, estazolam, ethionamide, farniclovir, famotidine, fluconazole, fludarabine, folic acid, ganciclovir, hydroxychloroquine, iodoquinol, isoniazid, itraconazole, ketoconazole, lamotrigine, lansoprazole, lorcetadine, losartan, mebendazole, mercaptopurine, methotrexate, metronidazole, miconazole, midazolam, minoxidil, nafzodone, naldixic acid, niacin, nicotine, nizatidine, omeperazole, oxaprozin, oxiconazole, papaverine, pentostatin, phenazopyridine, pilocarpine, piroxicam, prazosin, primaquine, pyrazinamide, pyrimethamine, pyroxicline, quinidine, quinine, ribaverin, rifampin, sulfadiazine, sulfamethizole, sulfamethoxazole, sulfasalazine, sulfasoxazole, terazosin, thiabendazole, thiamine, thioguanine, timolol, trazodone, triamterene, triazolam, trimethadione, trimethoprim, trimetrexate, triplenamine, tropicamide, and vidarabine.

[0201] A preferred active agent is one belonging to the camptothecin family of molecules. For example, the active agent may possess the general structure:



II

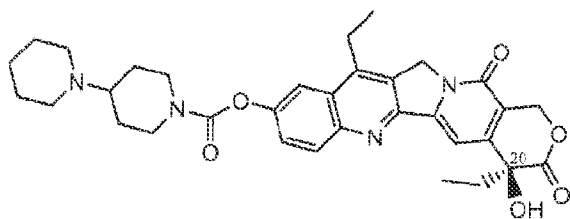
wherein  $R_1$ - $R_5$  are each independently selected from the group consisting of hydrogen; halo; acyl; alkyl (e.g., C1-C6 alkyl); substituted alkyl; alkoxy (e.g., C1-C6 alkoxy); substituted alkoxy; alkenyl; alkynyl; cycloalkyl; hydroxyl; cyano; nitro; azido; amido; hydrazine; amino; substituted amino (e.g., monoalkylamino and dialkylamino); hydroxycarbonyl; alkoxy carbonyl; alkyl carbonyloxy; alkyl carbonylamino; carbamoyloxy; arylsulfonyloxy; alkylsulfonyloxy;  $-C(R_7)=N-(O)_i-R_8$  wherein  $R_7$  is H, alkyl, alkenyl, cycloalkyl, or aryl,  $i$  is 0



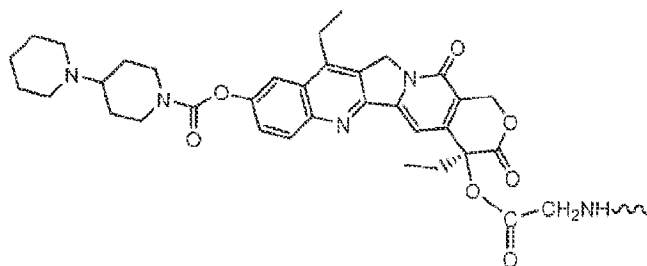
or 1, and  $R_8$  is H, alkyl, alkenyl, cycloalkyl, or heterocycle; and  $R_9C(O)O^-$  wherein  $R_9$  is halogen, amino, substituted amino, heterocycle, substituted heterocycle, or  $R_{10}-O-(CH_2)_m-$  where  $m$  is an integer of 1-10 and  $R_{10}$  is alkyl, phenyl, substituted phenyl, cycloalkyl, substituted cycloalkyl, heterocycle, or substituted heterocycle; or  $R_2$  together with  $R_3$  or  $R_3$  together with  $R_4$  form substituted or unsubstituted methylenedioxy, ethylenedioxy, or ethyleneoxy;  $R_6$  is H or  $OR'$ , wherein  $R'$  is alkyl, alkenyl, cycloalkyl, haloalkyl, or hydroxyalkyl.

[0202] In reference to the foregoing structure, although not shown, analogs having a hydroxyl group at other than the 20-position (e.g., 10-, or 11- position, etc.) are similarly preferred.

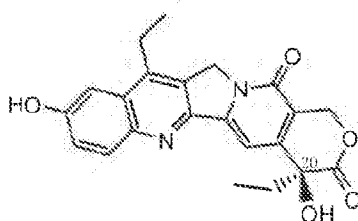
[0203] In one particular embodiment, the active agent is irinotecan (structure shown immediately below),



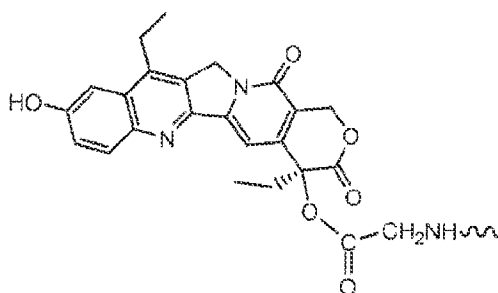
[0204] In another embodiment, the active agent is irinotecan having a glycine linker at the 20-hydroxyl position (structure shown immediately below),



[0205] In yet another particular embodiment, the active agent is 7-ethyl-10-hydroxy-camptothecin (SN-38), a metabolite of irinotecan, whose structure is shown below.



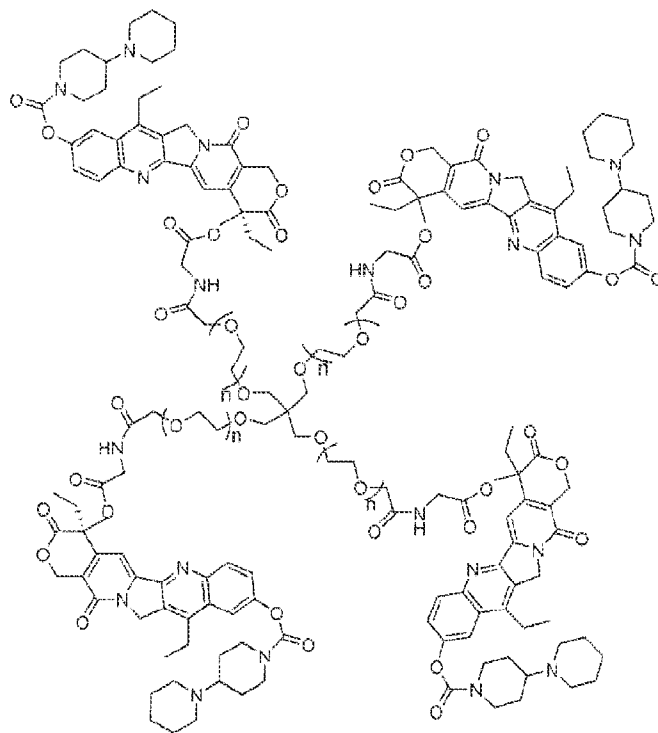
In the foregoing embodiment, covalent attachment of the active agent, SN-38, to the multi-armed polymer core similarly occurs at the 20-hydroxyl position, optionally via an intervening linker such as glycine, as shown below.



#### Hydrohalide Salts - Considerations Concerning the Conjugates

[0206] Illustrative conjugates of a water-soluble polymer and an active agent may possess any of a number of structural features as described above. That is to say, the conjugate may possess a linear structure, i.e., having one or two active agent molecules covalently attached thereto, typically at the polymer terminus or termini, respectively. Alternatively, the conjugate may possess a forked, branched or multi-armed structure. Preferably, the conjugate is a multi-armed polymer conjugate.

[0207] One illustrative multi-armed polymer conjugate structure corresponds to the following:



[0208] The foregoing structure is referred to herein in shorthand fashion as "4-arm-PEG-Gly-Irino" (4-arm-pentaerythritolyl-PEG-carboxymethylglycine irinotecan); a more complete name corresponds to "pentaerythritolyl-4-arm-(PEG-1-methylene-2-oxo-vinylamino acetate linked-irinotecan)." Basic amino and/or nitrogen groups in the active agent portion of the conjugate are shown above in only neutral form, with the understanding that the conjugate possesses the features of a hydrohalide salt (HX) as described in detail herein. As can be seen from the structure above, the carboxymethyl modified 4-arm pentaerythritolyl PEG reagent possesses a glycine linker intervening between the polymer portion and the active agent, irinotecan.

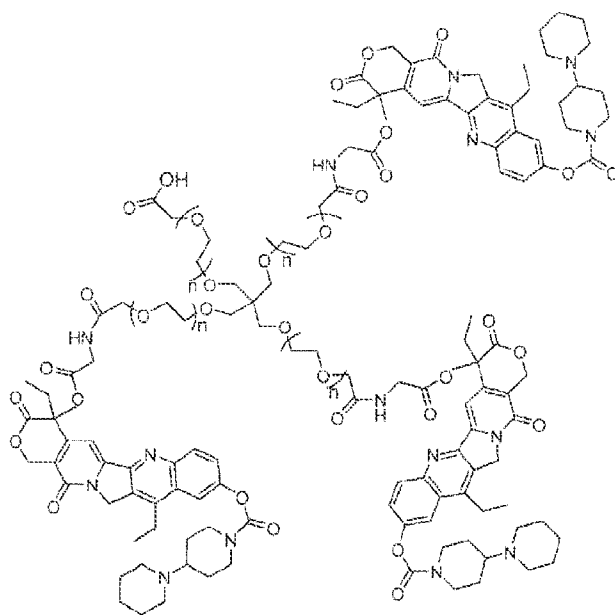
[0209] Typically, although not necessarily, the number of polymer arms will correspond to the number of active agent molecules covalently attached to the water-soluble

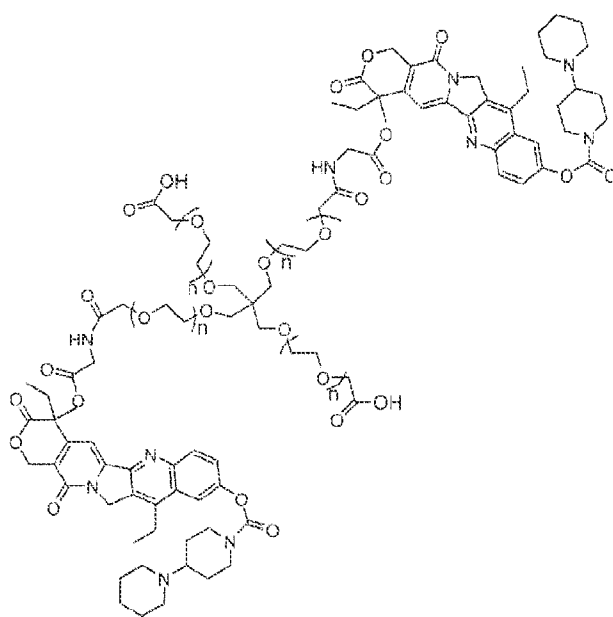
polymer core. That is to say, in the case of a polymer reagent having a certain number of polymer arms (e.g., corresponding to the variable "q"), each having a reactive functional group (e.g., carboxy, activated ester such as succinimidyl ester, benzotriazolyl carbonate, and so forth) at its terminus, the optimized number of active agents (such as irinotecan) that can be covalently attached thereto in the corresponding conjugate is most desirably "q." That is to say, the optimized conjugate is considered to have a drug loading value of 1.00(q) (or 100%). In a preferred embodiment, the multi-armed polymer conjugate is characterized by a degree of drug loading of 0.90(q) (or 90%) or greater. Preferred drug loadings satisfy one or more of the following: 0.92(q) or greater; 0.93(q) or greater; 0.94(q) or greater; 0.95(q) or greater; 0.96(q) or greater; 0.97(q) or greater; 0.98(q) or greater; and 0.99(q) or greater. Most preferably, the drug loading for a multi-armed polymer conjugate is one hundred percent. A composition comprising a multi-arm water soluble polymer conjugate hydrohalide salt may comprise a mixture of molecular conjugates having one active agent attached to the polymer core, having two active agent molecules attached to the polymer core, having three active agents attached to the polymer core, and so on, up to and including a conjugate having "q" active agents attached to the polymer core. The resulting composition will possess an overall drug loading value, averaged over the conjugate species contained in the composition. Ideally, the composition will comprise a majority, e.g., greater than 50%, but more preferably greater than 60%, still more preferably greater than 70%, still yet more preferably greater than 80%, and most preferably greater than 90%) of drug fully loaded polymer conjugates (i.e., having "q" active agent molecules for "q" arms, a single active agent molecule for each arm).

**[0210]** As an illustration, in an instance in which the multi-armed polymer conjugate contains four polymer arms, the idealized value of the number of covalently attached drug molecules per multi-armed polymer is four, and -- with respect to describing the average in the context of a composition of such conjugates -- there will be a value (i.e., percentage) of drug molecules loaded onto multi-armed polymer ranging from about 90% to about 100% of the idealized value. That is to say, the average number of drug molecules covalently attached to a given four-armed polymer (as part of a four-armed polymer composition) is typically 90%, 91%, 92%, 93%, 94%, 95%, 96%, 97%, 98%, 99%, and 100% of the fully loaded value. This corresponds to an average number of D per multi-arm polymer conjugate ranging from about 3.60 to 4.0.

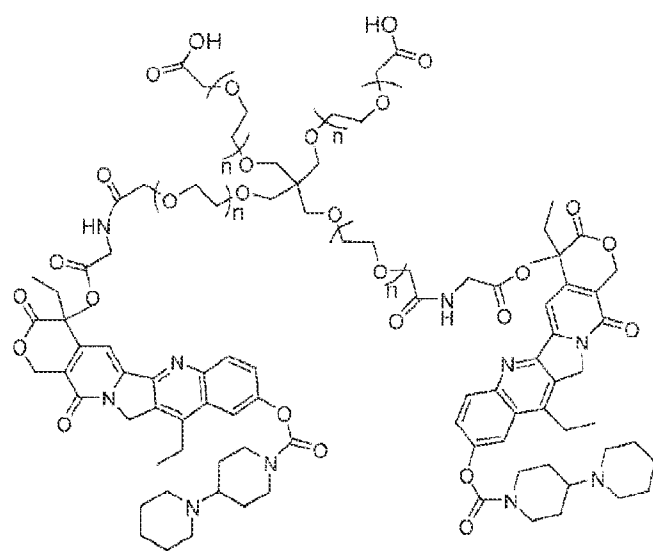
[0211] In yet another embodiment, for a multi-armed polymer conjugate composition, e.g., where the number of polymer arms ranges from about 3 to about 8, the majority (e.g., greater than 50%, but more preferably greater than 60%, still more preferably greater than 70%, still yet more preferably greater than 80%, and most preferably greater than 90%) of species present in the composition are those having either an idealized number of drug molecules attached to the polymer core ("q") or those having a combination of ("q") and ("q-1") drug molecules attached to the polymer core.

[0212] In accordance with the foregoing, the hydrohalide salt (and compositions containing the same) may comprise any one or more of the following structures, in addition to the fully drug loaded structure (e.g., having a glycine-modified irinotecan molecule covalently attached to each of the four polymer arms):

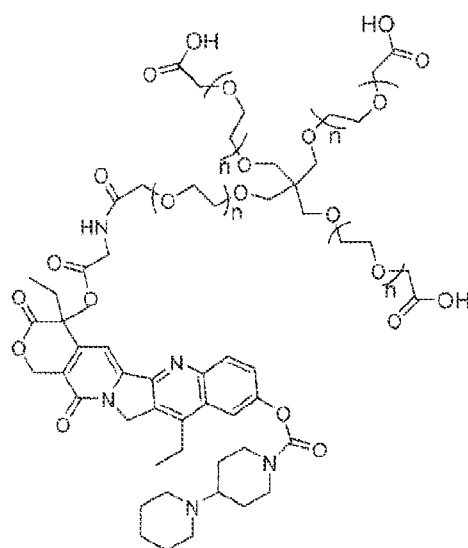




;

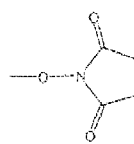


; and

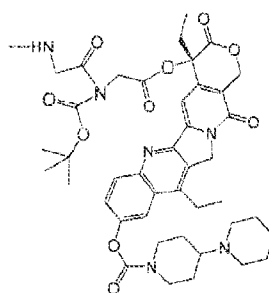
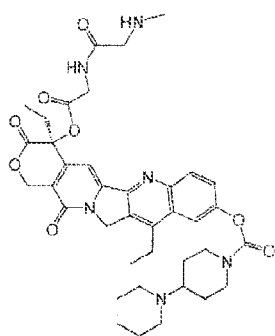


For a given polymer arm terminus shown above having a carboxylic acid (and therefore not covalently attached to an active agent, e.g., irinotecan), other possible termini extending from

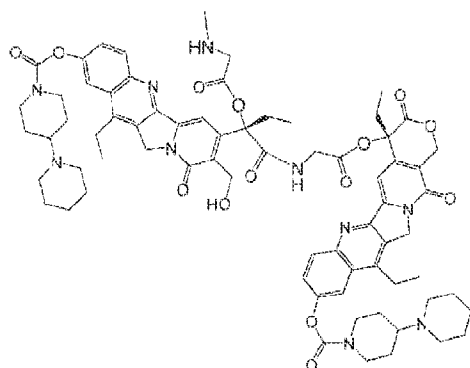
the 4-arm-PEG-CM ("CM" =  $-\text{CH}_2\text{C}(\text{O})-$ ) arm include  $-\text{OH}$ ,  $-\text{OCH}_3$ ,  $\text{C}(\text{O})-\text{OH}$ ,  $\text{NH}-\text{CH}_2-\text{C}(\text{O})-\text{OCH}_3$ ,



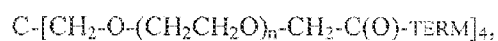
,  $-\text{NH}-\text{CH}_2-$



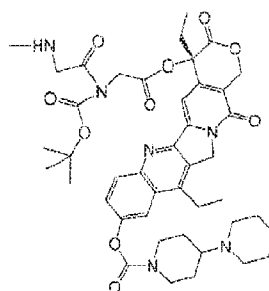
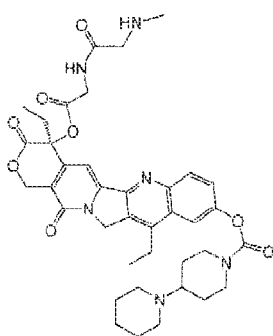
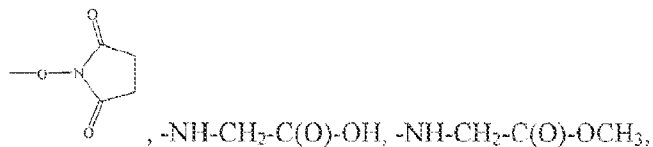
and



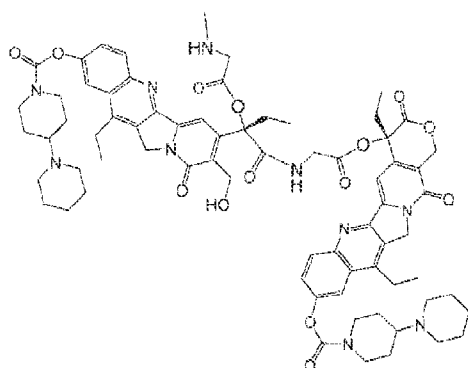
[0213] For example, provided herein is a composition comprising a plurality of 4-armed pentacrythritolyl-tetrapolyethylene glycol-carboxymethyl conjugates, wherein at least 90% of the conjugates in the composition (i) have a structure encompassed by the formula:



wherein n, in each instance, is an integer having a value from 20 to about 500, or from 40 to about 500, and TERM, in each instance, is selected from the group consisting of -OH, -OCH<sub>3</sub>,







and  $\text{-NH-CH}_2\text{-C(O)-O-Irino}$  ("GLY-Irino"), wherein Irino is a residue of irinotecan;  
and

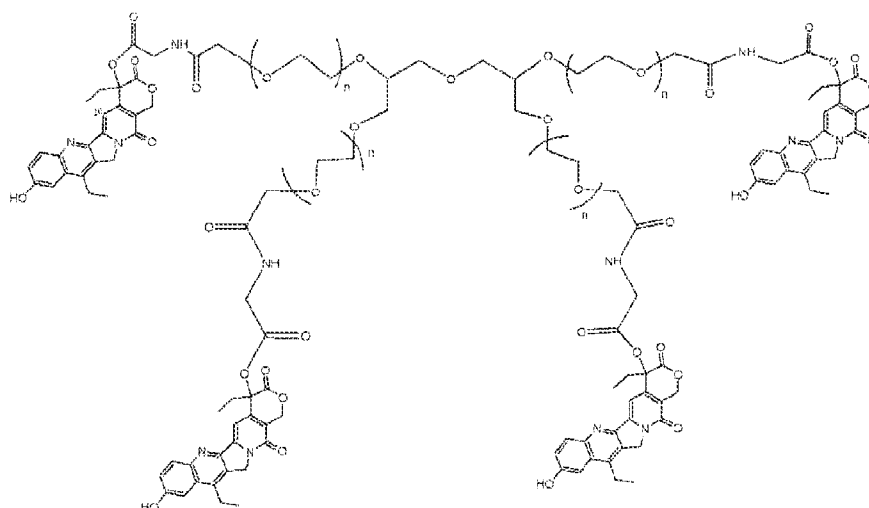
(ii) for each Term in the at least 90% of the four-arm conjugates in the composition, at least 90% thereof are  $\text{-NH-CH}_2\text{-C(O)-O-Irino}$ , and (iii) of the at least 90%  $\text{-NH-CH}_2\text{-C(O)-O-Irinotecan}$  moieties in the composition, at least 90 mole percent of irinotecan's basic nitrogen atoms are protonated in hydrohalide form such as the hydrochloride salt. Preferably, of the at least 90%  $\text{-NH-CH}_2\text{-C(O)-O-Irinotecan}$  moieties in the composition, at least 91 mole percent, or at least 92 mole percent, or at least 93 mole percent, or at least 94 mole percent or at least 95 mole percent or greater than 95 mole percent of irinotecan's basic nitrogen atoms are protonated in hydrohalide form, wherein hydrohalide content can be determined by ion chromatography.

**[0214]** The multi-arm polymer conjugate compositions provided herein are intended to encompass any and all stereoisomeric forms of the conjugates comprised in such compositions. In a particular embodiment of the conjugate, the stereochemistry at C-20 of irinotecan, when in conjugated form such as in compositions of 4-arm-PEG-Gly-Irino, remains intact, i.e., C-20 retains its (S)-configuration when in its conjugated form. See, e.g., Example 4.

**[0215]** A preferred multi-armed structure is a carboxymethyl modified 4-arm pentaerythritolyl PEG having a glycine linker intervening between the polymer portion in each arm and the active agent (polymer portion and linker shown above), where the active agent is 7-ethyl-10-hydroxy-camptothecin. Again, included herein are embodiments in which the multi-arm polymer is (i) fully loaded, as well as having (ii) three 7-ethyl-10-hydroxy-

camptothecin molecules covalently attached thereto, (iii) two 7-ethyl-10-hydroxy-camptothecin molecules covalently attached thereto, and (iv) one 7-ethyl-10-hydroxy-camptothecin molecule covalently attached to the four-arm polymer core. Typical drug loadings are as previously described.

**[0216]** Yet another representative multi-armed conjugate structure is a carboxymethyl modified 4-arm glycerol dimer (3,3'-oxydipropylene-1,2-diol) PEG having 7-ethyl-10-hydroxy-camptothecin (SN-38) molecules covalently attached to the polymer core. Embodiments in which the multi-armed polymer core is fully loaded with drug (i.e., having four 7-ethyl-10-hydroxy-camptothecin molecules covalently attached thereto), or is less than fully loaded (i.e., having one, two, or three 7-ethyl-10-hydroxy-camptothecin molecules covalently attached thereto) are included herein. The conjugate having drug (i.e., 7-ethyl-10-hydroxy-camptothecin) covalently attached to each polymer arm is shown below.

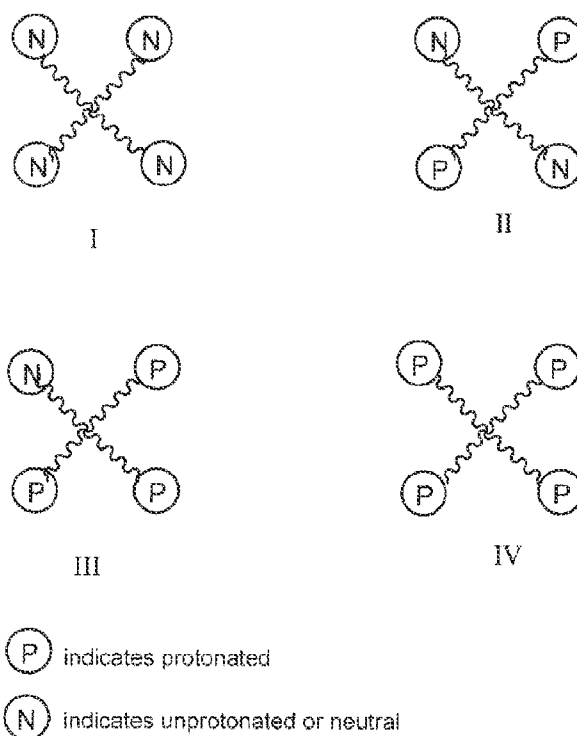


**[0217]** In yet another illustrative embodiment, the conjugate is a multi-armed structure comprising a carboxymethyl modified 4-arm glycerol dimer (3,3'-oxydipropylene-1,2-diol) PEG having irinotecan molecules covalently attached to the polymer core. Embodiments in which the multi-armed polymer core is fully loaded with drug (i.e., having four irinotecan molecules covalently attached thereto), or is less than fully loaded (i.e., having one, two, or three irinotecan molecules covalently attached thereto) are included herein.

### Parameters of the Hydrohalide Salts

[0218] The subject compositions are hydrohalide salts, typically hydrochloride salts. That is to say, conjugates such as described above are provided in a composition such that at least 90% of basic nitrogen atoms in the conjugate (as well as in the bulk composition) are present in protonated form (i.e., as the hydrohalide salt). The hydrohalide salt compositions are stably and reproducibly prepared.

[0219] A hydrohalide salt as provided herein is characterized in terms of its bulk or macro properties. That is to say, basic nitrogen atoms (i.e., amino groups) in the conjugate exist in nearly fully protonated form. While the present compositions are characterized based on bulk properties, different individual molecular species are typically contained within the bulk composition. Taking the exemplary 4-arm polymer conjugate described in Example 6, 4-arm-PEG-Gly-Irino-20K hydrochloride, the salt product contains any of a number of individual molecular species, although at least 90% overall are protonated as the hydrohalide salt. One molecular species is one in which each polymer arm contains an irinotecan molecule that is in neutral form, i.e., its amino group is unprotonated. See structure I below. Another molecular species is one in which each polymer arm contains an irinotecan molecule in protonated form. See structure IV below. An additional molecular species is one in which three of the polymer arms contain an irinotecan molecule that is in protonated form, and one polymer arm contains an irinotecan molecule in neutral form (structure III). In another molecular species, two of the four polymer arms contain an irinotecan molecule in neutral form (i.e., its amino group is unprotonated), and two of the four polymer arms contain an irinotecan molecule that is in protonated form (structure II).



[0220] As demonstrated in Example 1, certain polymer prodrug conjugates can be obtained as mixed acid salts of both hydrochloric acid and trifluoroacetic acid. In Example 1, hydrochloric acid is introduced by the use of an acid salt form of the active agent molecule to form the resulting polymer conjugate, while the trifluoroacetic acid is introduced to the reaction mixture in a deprotection step. Following covalent attachment of the active agent (or modified active agent as illustrated in Example 1) to the water soluble polymer reagent, and treatment with base, even in instances in which additional purification steps are carried out, the resulting conjugate is obtained as a partial mixed acid salt.

[0221] The mixed acid salt conjugates generally contain defined proportions and ranges of each component (i.e., free base, inorganic acid salt, organic acid salt). A positive correlation was observed between increased stability towards hydrolysis and increased molar percentage of salt in the final conjugate product. Based upon the slopes of the graphs, it can be determined that as free base content increases, product stability decreases.

[0222] FIG. 2 further illustrates that stability (or resistance) against hydrolytic degradation is greater for conjugates possessing a greater degree of protonated amine groups (i.e., acid salt). For instance, it was observed that conjugate product containing 14 molar

percent or more free base was notably less stable towards hydrolysis than the corresponding acid salt-rich product.

[0223] Additionally, as illustrated in FIG. 3, product rich in the hydrochloride salt appears to be more somewhat more susceptible to cleavage of the poly(ethylene glycol) backbone under accelerated stress conditions than the mixed salt form containing a measurable amount of free base, although buffering in the final composition may be effective to ameliorate this feature or tendency.

[0224] These collective results indicate the unexpected advantages of a hydrohalide salt of a poly(ethylene glycol)-active agent conjugate (such as 4-arm-PEG-Gly-Irino-20K) over free base alone.

#### Hydrohalide Salts - Methods for Forming

[0225] Upon forming and characterizing the mixed acid salt, a method was devised to synthesize a full hydrohalide salt, i.e., one having at least 90% of irinotecan's basic nitrogen atoms protonated in hydrohalide salt form as provided in detail in Example 6. An acid salt of a water soluble polymer conjugate can be prepared from commercially available starting materials in view of the guidance presented herein, coupled with what is known in the art of chemical synthesis.

[0226] Linear, branched, and multi-arm water-soluble polymer reagents are available from a number of commercial sources as described above. Alternatively, PEG reagents, such as a multi-armed reactive PEG polymer may be synthetically prepared as described herein. See, e.g., Example 7 herein.

[0227] The acid salt can be formed using known chemical coupling techniques for covalent attachment of activated polymers, such as an activated PEG, to a biologically active agent (See, for example, POLY(ETHYLENE GLYCOL) CHEMISTRY AND BIOLOGICAL APPLICATIONS, American Chemical Society, Washington, DC (1997); and U.S. Patent Publication Nos. 2009/0074704 and 2006/0239960). Selection of suitable functional groups, linkers, protecting groups, and the like to achieve a mixed acid salt in accordance with the invention, will depend, in part, on the functional groups on the active agent and on the polymer starting material and will be apparent to one skilled in the art, based upon the content of the present disclosure. In view of certain features of the acid salt, the method comprises provision of an amine (or other basic nitrogen)-containing active agent in the form

of an inorganic acid addition salt, and an inorganic acid treatment step. Reference to a "active agent" in the context of the synthetic method is meant to encompass an active agent optionally modified to possess a linker covalently attached thereto, to facilitate attachment to the water-soluble polymer.

[0228] Generally, the method comprises the steps of (i) deprotecting an inorganic acid (hydrohalic) salt of an amine- (or other basic nitrogen)-containing active agent in protected form (e.g., glycine-irinotecan hydrohalide in protected form) by treatment with a molar excess of hydrohalic acid to thereby remove the protecting group to form a deprotected acid salt such as glycine-irinotecan hydrohalide, (ii) coupling the deprotected inorganic acid salt of step (i) with a water-soluble polymer reagent such as 4-arm-pentaerythritolyl-polyethylene glycol-carboxymethyl-succinimide (or a chemically equivalent activated ester or the like), in the presence of a base to form a polymer-active agent conjugate such as 4-arm-pentaerythritolyl-polyethylene glycol-carboxymethyl-glycine-irinotecan hydrohalide salt (also referred to as pentaerythritolyl-4-arm-(PEG-1-methylene-2-oxo-vinylamino acetate linked-irinotecan hydrohalide salt), and (iii) recovering the polymer-active agent conjugate, 4-arm-pentaerythritolyl-polyethylene glycol-carboxymethyl-glycine-irinotecan hydrohalide salt, by precipitation.

[0229] The resulting polymer-active agent conjugate composition is characterized by having at least 90% mole percent of the conjugate's active agent's basic amino groups, e.g., irinotecan's basic amino groups, protonated in hydrohalide salt form. Generally, the mole percentage of hydrohalide groups in the product is determined by ion chromatography.

[0230] In turning now to one of the preferred classes of active agents, the camptothecins, since the 20-hydroxyl group of compounds within the camptothecin family is sterically hindered, a single step conjugation reaction is difficult to accomplish in significant yields. As a result, a preferred method is to react the 20-hydroxyl group of the bioactive starting material, e.g., irinotecan hydrochloride, with a short linker or spacer moiety carrying a functional group suitable for reaction with a water-soluble polymer. Such an approach is applicable to many small molecules, particularly those having a site of covalent attachment that is inaccessible to an incoming reactive polymer. Preferred linkers for reaction with a hydroxyl group to form an ester linkage include t-BOC-glycine or other amino acids such as alanine, glycine, isoleucine, leucine, phenylalanine, and valine having a protected amino group and an available carboxylic acid group (See Zalipsky *et al.*, "Attachment of Drugs to

Polyethylene Glycols", *Eur. Polym. J.*, Vol. 19, No. 12, pp. 1177-1183 (1983)). Other spacer or linker moieties having an available carboxylic acid group or other functional group reactive with a hydroxyl group and having a protected amino group can also be used in lieu of the amino acids described above.

[0231] Typical labile protecting groups, e.g., for protecting the glycine amino group, include t-BOC and FMOC (9-fluorenylmethoxycarbonyl). t-BOC is stable at room temperature and easily removed with dilute solutions of trifluoroacetic acid and dichloromethane. It can also be removed by treatment with acid, such as an inorganic, hydrohalic acid. FMOC is a base labile protecting group that is easily removed by concentrated solutions of amines (usually 20-55% piperidine in N-methylpyrrolidone).

[0232] In Example 6, directed to the preparation of 4-arm-PEG20K-irinotecan hydrochloride, the carboxyl group of N-protected glycine reacts with the 20-hydroxyl group of irinotecan hydrochloride (or other suitable camptothecin, such as 7-ethyl-10-hydroxycamptothecin, or any other active agent) in the presence of a coupling agent (e.g., dicyclohexylcarbodiimide (DCC)) and a base catalyst (e.g., dimethylaminopyridine (DMAP) or other suitable base) to provide N-protected linker modified active agent, e.g., t-Boc-glycine-irinotecan hydrochloride. Although hydrochloride is exemplified, other inorganic acid salts may be used. Preferably, each reaction step is conducted under an inert, dry atmosphere.

[0233] In a subsequent step, the amino protecting group, t-BOC (N-tert-butoxycarbonyl), is removed by treatment with hydrochloric acid (or another hydrohalic acid) under suitable reaction conditions. This differs from the preparation of the mixed acid salt, where t-BOC is removed by treatment with trifluoroacetic acid as in Example 1. The resulting deprotected intermediate is linker modified active agent, e.g., 20-glycine-irinotecan hydrochloride. Illustrative reaction conditions are described in Example 6, and may be further optimized by routine optimization by one of skill in the art. Generally a molar excess of acid is used to remove the protecting group. Preferably, the protected glycine-irinotecan is treated with a ten-fold or greater molar excess of hydrohalic acid to remove the protecting group. In some cases, a molar excess of 10-fold to 25-fold may be employed. The resulting deprotected drug salt is typically recovered from the reaction mixture, e.g., by precipitation. As an example, addition of methyltert-butyl ether (MTBE) may be employed to precipitate the intermediate. The intermediate product is then isolated, e.g., by filtration, and dried.

[0234] Deprotected active agent (optionally linker modified), e.g., 20-glycine-irinotecan HCl, is then coupled to a desired polymer reagent, e.g., 4-arm pentaerythritolyl-PEG-succinimide (or any other similarly activated ester counterpart, the nature of which has been previously described) in the presence of a base (e.g., DMAP, trimethyl amine, triethyl amine, etc.), to form the desired conjugate. The conjugation step may be conducted in the presence of excess base, e.g., from about 1.1 to about 3.0-fold molar excess. Reaction yields for the coupling reaction are typically high, greater than about 90%.

[0235] The acid salt conjugate is recovered, e.g., by precipitation with ether (e.g., methyl tert-butyl ether, diethyl ether) or other suitable solvent. In order to ensure formation of the full hydrohalide salt (i.e., at least 90 mole percent hydrohalide salt), the crude product is analyzed, e.g., by ion chromatography, to determine halide content. In the event that hydrohalide content is less than desired, e.g., less than 90 mole percent, or less than 91, 92, 93, 94, or 95 mole percent, the conjugate acid salt is then dissolved in a suitable solvent such as ethyl acetate or the like, and treated with additional hydrohalic acid. The product is then recovered as described above.

[0236] The acid salt product may be further purified by any suitable method. Methods of purification and isolation include precipitation followed by filtration and drying, as well as chromatography. Suitable chromatographic methods include gel filtration chromatography, ion exchange chromatography, and Biotage Flash chromatography. Another method of purification is recrystallization. For example, the partial acid salt is dissolved in a suitable single or mixed solvent system (e.g., isopropanol/methanol), and then allowed to crystallize. Recrystallization may be conducted multiple times, and the crystals may also be washed with a suitable solvent in which they are insoluble or only slightly soluble (e.g., methyl tert-butyl ether or methyl-tert-butyl ether/methanol). The purified product may optionally be further air or vacuum dried.

[0237] Preferably, the acid salt product is stored under conditions suitable for protecting the product from exposure to any one or more of oxygen, moisture, and light. Any of a number of storage conditions or packaging protocols can be employed to suitably protect the acid salt product during storage. In one embodiment, the product is packaged under an inert atmosphere (e.g., argon or nitrogen) by placement in one or more polyethylene bags, and placed in an aluminum lined polyester heat sealable bag.



[0238] Representative mole percents of hydrochloric acid salt is provided in Example 6. As described therein, 4-arm-pentaerythritolyl-polyethylene glycol-carboxymethyl-glycine-irinotecan hydrochloride salt, was prepared as the full hydrochloride salt, i.e., containing nearly 99 mole percent chloride.

#### **Hydrohalide Salts - Pharmaceutical Compositions Containing Hydrohalide Salt**

##### **Conjugates**

[0239] The acid salt may be in the form of a pharmaceutical formulation or composition for either veterinary or human medical use. An illustrative formulation will typically comprise the acid salt in combination with one or more pharmaceutically acceptable carriers, and optionally any other therapeutic ingredients, stabilizers, or the like. The carrier(s) must be pharmaceutically acceptable in the sense of being compatible with the other ingredients of the formulation and not unduly deleterious to the recipient/patient. The hydrohalic acid salt is optionally contained in bulk or in unit dose form in a container or receptacle which includes packaging that protects the product from exposure to moisture and oxygen.

[0240] The pharmaceutical composition may include polymeric excipients/additives or carriers, e.g., polyvinylpyrrolidones, derivatized celluloses such as hydroxymethylcellulose, hydroxyethylcellulose, and hydroxypropylmethylcellulose, Ficolls (a polymeric sugar), hydroxyethylstarch (HES), dextrans (e.g., cyclodextrins, such as 2-hydroxypropyl- $\beta$ -cyclodextrin and sulfobutylether- $\beta$ -cyclodextrin), polyethylene glycols, and pectin. The compositions may further include diluents, buffers, binders, disintegrants, thickeners, lubricants, preservatives (including antioxidants), flavoring agents, taste-masking agents, inorganic salts (e.g., sodium chloride), antimicrobial agents (e.g., benzalkonium chloride), sweeteners, antistatic agents, surfactants (e.g., polysorbates such as "TWEEN 20" and "TWEEN 80", and pluronics such as F68 and F88, available from BASF), sorbitan esters, lipids (e.g., phospholipids such as lecithin and other phosphatidylcholines, phosphatidylethanolamines, fatty acids and fatty esters, steroids (e.g., cholesterol)), and chelating agents (e.g., EDTA, zinc and other such suitable cations). Other pharmaceutical excipients and/or additives suitable for use in the compositions according to the invention are listed in "Remington: The Science & Practice of Pharmacy", 19<sup>th</sup> ed., Williams & Williams, (1995), and in the "Physician's Desk Reference", 52<sup>nd</sup> ed., Medical Economics, Montvale, NJ

(1998), and in "Handbook of Pharmaceutical Excipients", Third Ed., Ed. A.H. Kibbe, Pharmaceutical Press, 2000.

[0241] The acid salt may be formulated in a composition suitable for oral, rectal, topical, nasal, ophthalmic, or parenteral (including intraperitoneal, intravenous, subcutaneous, or intramuscular injection) administration. The acid salt composition may conveniently be presented in unit dosage form and may be prepared by any of the methods well known in the art of pharmacy. All methods include the step of bringing the acid salt into association with a carrier that constitutes one or more accessory ingredients.

[0242] In one particular embodiment, the acid salt, e.g., 4-arm-PEG-Gly-Irino-20K hydrohalide is provided in lyophilized form in a sterile single use vial for use by injection. In one embodiment, the amount of conjugate product contained in the single use vial is the equivalent of a 100-mg dose of irinotecan. More particularly, the lyophilized composition includes 4-arm-PEG-Gly-Irino-20K hydrohalide salt combined with lactate buffer at pH 3.5. That is to say, the lyophilized composition is prepared by combining 4-arm-PEG-Gly-Irino-20K hydrohalide, e.g., in an amount equivalent to a 100-mg dose of irinotecan, with approximately 90 mg of lactic acid, and the pH of the solution adjusted to 3.5 by addition of either acid or base. The resulting solution is then lyophilized under sterile conditions, and the resulting powder is stored at -20°C prior to use. Prior to intravenous infusion, the lyophilized composition is combined with a solution of dextrose, e.g., a 5% (w/w) solution of dextrose.

[0243] The amount of acid salt (i.e., active agent) in the formulation will vary depending upon the specific active agent employed, its activity, the molecular weight of the conjugate, and other factors such as dosage form, target patient population, and other considerations, and will generally be readily determined by one skilled in the art. The amount of conjugate in the formulation will be that amount necessary to deliver a therapeutically effective amount of the compound, e.g., an alkaloid anticancer agent such as irinotecan or SN-38, to a patient in need thereof to achieve at least one of the therapeutic effects associated with the compound, e.g., for treatment of cancer. In practice, this will vary widely depending upon the particular conjugate, its activity, the severity of the condition to be treated, the patient population, the stability of the formulation, and the like. Compositions will generally contain anywhere from about 1% by weight to about 99% by weight conjugate, typically from about 2% to about 95% by weight conjugate, and more typically from about 5% to 85% by weight conjugate, and will also depend upon the relative amounts of

excipients/additives contained in the composition. More specifically, the composition will typically contain at least about one of the following percentages of conjugate: 2%, 5%, 10%, 20%, 30%, 40%, 50%, 60%, or more by weight.

[0244] Compositions suitable for oral administration may be provided as discrete units such as capsules, cachets, tablets, lozenges, and the like, each containing a predetermined amount of the conjugate as a powder or granules; or a suspension in an aqueous liquor or non-aqueous liquid such as a syrup, an elixir, an emulsion, a draught, and the like.

[0245] Formulations suitable for parenteral administration conveniently comprise a sterile aqueous preparation of the prodrug conjugate, which can be formulated to be isotonic with the blood of the recipient.

[0246] Nasal spray formulations comprise purified aqueous solutions of the multi-armed polymer conjugate with preservative agents and isotonic agents. Such formulations are preferably adjusted to a pH and isotonic state compatible with the nasal mucous membranes.

[0247] Formulations for rectal administration may be presented as a suppository with a suitable carrier such as cocoa butter, or hydrogenated fats or hydrogenated fatty carboxylic acids.

[0248] Ophthalmic formulations are prepared by a similar method to the nasal spray, except that the pH and isotonic factors are preferably adjusted to match that of the eye.

[0249] Topical formulations comprise the multi-armed polymer conjugate dissolved or suspended in one or more media such as mineral oil, petroleum, polyhydroxy alcohols or other bases used for topical formulations. The addition of other accessory ingredients as noted above may be desirable.

[0250] Pharmaceutical formulations are also provided which are suitable for administration as an aerosol, e.g., by inhalation. These formulations comprise a solution or suspension of the desired multi-armed polymer conjugate or a salt thereof. The desired formulation may be placed in a small chamber and nebulized. Nebulization may be accomplished by compressed air or by ultrasonic energy to form a plurality of liquid droplets or solid particles comprising the conjugates or salts thereof.

### Hydrohalide Salts - Methods of Using the Hydrohalide Salt Conjugates

[0251] The acid salt described herein can be used to treat or prevent any condition responsive to the unmodified active agent in any animal, particularly in mammals, including humans. One representative acid salt, 4-arm-pentaerythritolyl-PEG-glycine-irinotecan hydrochloride, comprising the anti-cancer agent, irinotecan, is particularly useful in treating various types of cancer.

[0252] The acid salt conjugate, in particular, those where the small molecule drug is an anticancer agent such as a camptothecin compound as described herein (e.g., irinotecan or 7-ethyl-10-hydroxy-camptothecin) or other oncolytic, is useful in treating solid type tumors such as breast cancer, ovarian cancer, colon cancer, gastric cancer, malignant melanoma, small cell lung cancer, non-small cell lung cancer, thyroid cancers, kidney cancer, cancer of the bile duct, brain cancer, cervical cancer, maxillary sinus cancer, bladder cancer, esophageal cancer, Hodgkin's disease, adrenocortical cancer, and the like. Additional cancers treatable with the acid salt include lymphomas, leukemias, rhabdomyosarcoma, neuroblastoma, and the like. As stated above, the subject conjugate is particularly effective in targeting and accumulating in solid tumors. The conjugate is also useful in the treatment of HIV and other viruses.

[0253] Representative conjugates such as 4-arm-pentaerythritolyl-PEG-glycine-irinotecan have also been shown to be particularly advantageous when used to treat patients having cancers shown to be refractory to treatment with one or more anticancer agents.

[0254] Methods of treatment comprise administering to a mammal in need thereof a therapeutically effective amount of an acid salt composition or formulation as described herein.

[0255] Additional methods include treatment of (i) metastatic breast cancer that is resistant to anthracycline and/or taxane based therapies, (ii) platinum-resistant ovarian cancer, (iii) metastatic cervical cancer, and (iv) colorectal cancer in patients with K-Ras mutated gene status by administering an acid salt composition as described herein.

[0256] In treating metastatic breast cancer, an acid salt of a conjugate such as 4-arm-pentaerythritolyl-PEG-glycine-irinotecan as provided herein is administered to a patient with locally advanced metastatic breast cancer at a therapeutically effective amount, where the

patient has had no more than two prior (unsuccessful) treatments with anthracycline and/or taxane based chemotherapeutics.

[0257] For treating platinum-resistant ovarian cancer, a composition as provided herein is administered to a patient with locally advanced or metastatic ovarian cancer at a therapeutically effective amount, where the patient has shown tumor progression during platinum-based therapy, with a progression-free interval of less than six months.

[0258] In yet another approach, a hydrohalic acid salt (e.g., such as that in Example 6) is administered to a subject with locally advanced colorectal cancer, where the colorectal tumor(s) has a K-Ras oncogene mutation (K-Ras mutant types) such that the tumor does not respond to EGFR-inhibitors, such as cetuximab. Subjects are those having failed one prior 5-FU containing therapy, and are also irinotecan naïve.

[0259] A therapeutically effective dosage amount of any specific acid salt will vary from conjugate to conjugate, patient to patient, and will depend upon factors such as the condition of the patient, the activity of the particular active agent employed, the type of cancer, and the route of delivery.

[0260] For camptothecin-type active agents such as irinotecan or 7-ethyl-10-hydroxycamptothecin, dosages from about 0.5 to about 100 mg camptothecin/kg body weight, preferably from about 10.0 to about 60 mg/kg, are preferred. When administered conjointly with other pharmaceutically active agents, even less of the acid salt may be therapeutically effective. For administration of an acid salt of irinotecan as exemplified herein, the dosage amount of irinotecan will typically range from about 50 mg/m<sup>2</sup> to about 350 mg/m<sup>2</sup>.

[0261] Methods of treatment also include administering a therapeutically effective amount of an acid salt composition or formulation as described herein (e.g., where the active agent is a camptothecin type molecule) in conjunction with a second anticancer agent. Preferably, such camptothecin-based conjugates in the form of an acid salt, are administered in combination with 5-fluorouracil and folinic acid as described in U.S. Patent No. 6,403,569.

[0262] The hydrohalic acid salt compositions may be administered once or several times a day, preferably once a day or less. The duration of the treatment may be once per day for a period of from two to three weeks and may continue for a period of months or even years. The daily dose can be administered either by a single dose in the form of an individual

dosage unit or several smaller dosage units or by multiple administration of subdivided dosages at certain intervals.

[0263] It is to be understood that while the invention has been described in conjunction with the preferred specific embodiments thereof, that the foregoing description as well as the examples that follow are intended to illustrate and not limit the scope of the invention. Other aspects, advantages and modifications within the scope of the invention will be apparent to those skilled in the art to which the invention pertains.

#### EXPERIMENTAL

[0264] The practice of the invention will employ, unless otherwise indicated, conventional techniques of organic synthesis and the like, which are within the skill of the art. Such techniques are fully described in the literature. Reagents and materials are commercially available unless specifically stated to the contrary. See, for example, M. B. Smith and J. March, *March's Advanced Organic Chemistry: Reactions Mechanisms and Structure, 6th Ed.* (New York: Wiley-Interscience, 2007), *supra*, and Comprehensive Organic Functional Group Transformations II, Volumes 1-7, Second Ed.: A Comprehensive Review of the Synthetic Literature 1995-2003 (Organic Chemistry Series), Eds. Katritzky, A.R., et al., Elsevier Science.

[0265] In the following examples, efforts have been made to ensure accuracy with respect to numbers used (e.g., amounts, temperatures, etc.) but some experimental error and deviation should be accounted for. Unless indicated otherwise, temperature is in degrees C and pressure is at or near atmospheric pressure at sea level.

[0266] The following examples illustrate certain aspects and advantages of the present invention, however, the present invention is in no way considered to be limited to the particular embodiments described below.

#### [0267] ABBREVIATIONS

[0268]	Ar	argon
[0269]	CM	carboxymethyl or carboxymethylene (-CH <sub>2</sub> COOH)
[0270]	DCC	1,3-dicyclohexylcarbodiimide
[0271]	DCM	dichloromethane
[0272]	DMAP	4-(N,N-dimethylamino)pyridine

[0273]	GLY	glycine
[0274]	HCl	hydrochloric acid
[0275]	RP-HPLC	reverse-phase high performance liquid chromatography
[0276]	IPA	isopropyl alcohol
[0277]	IRT	irinotecan
[0278]	IPC	ion pair chromatography
[0279]	MeOH	methanol
[0280]	MTBE	methyl <i>tert</i> -butyl ether
[0281]	MW	molecular weight
[0282]	NMR	nuclear magnetic resonance
[0283]	PEG	polyethylene glycol
[0284]	RT	room temperature
[0285]	SCM	succinimidylcarboxymethyl (-CH <sub>2</sub> -COO-N-succinimidyl)
[0286]	TEA	triethylamine
[0287]	TFA	trifluoroacetic acid
[0288]	THF	tetrahydrofuran

[0289] Materials and Methods

[0290] Pentaerythritol-based 4-ARM-PEG<sub>20K</sub>-OH was obtained from NOF Corporation (Japan). 4-ARM-PEG<sub>20K</sub>-OH possesses the structure: C-(CH<sub>2</sub>O-(CH<sub>2</sub>CH<sub>2</sub>O)<sub>n</sub>H)<sub>4</sub>, wherein each n is about 113.

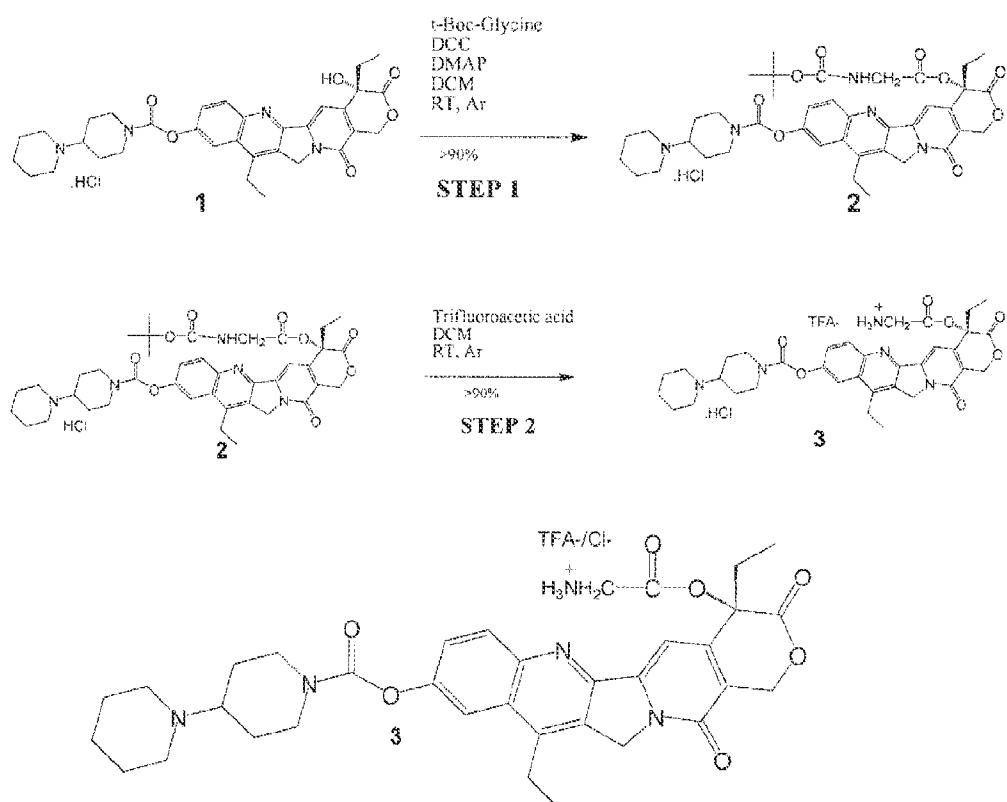
[0291] Additional suppliers of pentaerythritol-based 4-ARM-PEG<sub>20K</sub>-OH (also referred to simply as 4-Arm PEG-OH) include Creative PEGWorks (Winston-Salem, NC), which also offers the succinimidyl-functionalized version, and JenKem Technology USA (Allen, Texas).

[0292] All <sup>1</sup>HNMR data was generated by a 300 or 400 MHz NMR spectrometer manufactured by Bruker.

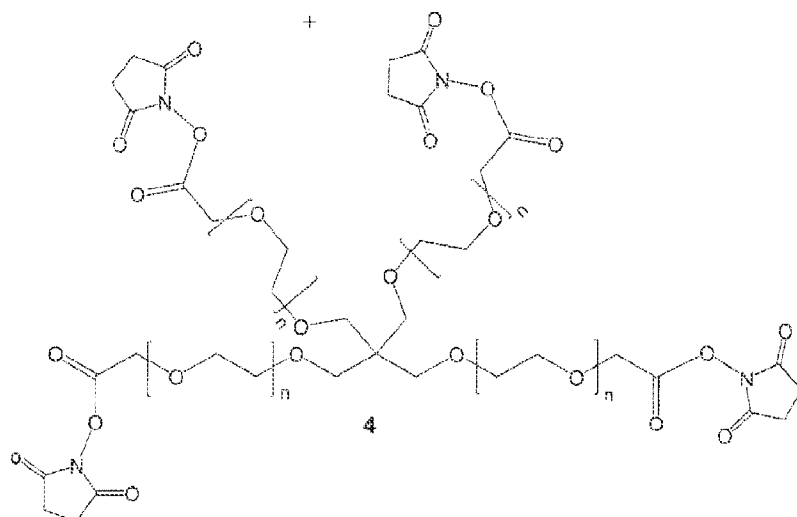
## EXAMPLE 1

PREPARATION OF PENTAERYTHRITOLYL-4-ARM-(PEG-1-METHYLENE-2 OXO-VINYLAMINO ACETATE LINKED-IRINOTECAN)-20K "4-ARM-PEG-GLY-IRINO-20K"  
MIXED TRIFLUOROACETIC ACID, HYDROCHLORIDE SALT

[0293] Reaction Scheme:





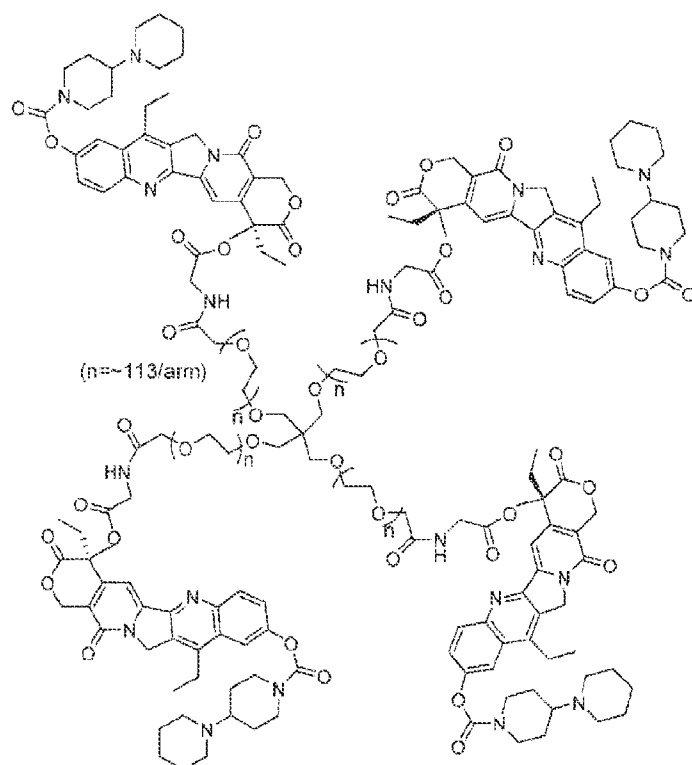


TEA  
DCM/DMF  
RT, Ar

↓  
Isolate from MeOH/IPA (x3)

>90%

**STEP 3**



TFA/HCl

5

[0294] This example describes the synthesis of a mixed TFA.HCl acid salt of 4-Arm-PEG-Gly-Irino-20K.

[0295] All solvents used in the synthesis were anhydrous.

Step 1. Conjugation of t-boc-glycine to Irinotecan·HCl salt (> 95% yield)

[0296] Irinotecan·HCl-trihydrate (1 mole or 677 g) and DMF (10 L) were charged into a distiller at 60°C. Upon dissolution of the irinotecan·HCl-trihydrate in DMF, full vacuum was slowly applied in order to remove water from the irinotecan·HCl-trihydrate by azeotropic distillation at 60°C. Upon solids formation from the residual DMF, heptane (up to 60 L) was charged into the distiller to remove residual DMF at 40 - 50°C. Upon removal of heptane by visual inspection, the azeotropic distillation was stopped and the solid (irinotecan·HCl) was allowed to cool to 17 ± 2°C. For the coupling reaction, t-boc-glycine

(1.2 mole), 4-DMAP (0.1 mole) dissolved in DCM (1 L), and DCM (19 L) were charged into the distiller. Once the mixture was visually well dispersed, melted DCC (1.5 mole) was added and reaction was allowed to proceed. The reaction was carried out under an argon or nitrogen blanket, with sufficient mixing and pot temperature at  $17 \pm 2^\circ\text{C}$ .

[0297] After a 2-4 hour reaction time, a sample was withdrawn to measure residual irinotecan (IRT) peak area percent by chromatography. Residual irinotecan was determined to be present in an amount of no more than 5%. DCU formed during the coupling reaction was removed by filtration, and washed with DCM. The resulting filtrates containing crude t-boc-glycine-irinotecan-HCl salt were combined and concentrated below  $45^\circ\text{C}$  under vacuum to remove DCM. When approximately 75% of its initial volume was removed by distillation, IPA was then added to the concentrate to reach the initial volume, and the mixture further distilled until the condensate volume reached about 25% of its initial volume. The resulting clear solution was cooled to room temperature, followed by its addition to heptane with mixing. The mixture was mixed for an additional 0.5 to 1 hour, during which time a precipitate formed. The precipitate was drained and filtered to obtain a wet cake, and then washed with heptane (up to 6 L). The wet cake was vacuum-dried to yield t-boc-glycine-irinotecan powder for use in Step 2. Yield >95%.

#### Step 2. Deprotection of t-boc-glycine-Irinotecan

[0298] The t-boc-glycine-irinotecan (1 mole) from Step 1 was dissolved in DCM with agitation to form a visually homogeneous solution. To this solution was added TFA (15.8 mole) over a period of 5 to 10 minutes and the resulting solution stirred for about 2 hours. Residual starting material was measured by RP-HPLC and determined to be less than about 5%. Acetonitrile was then added to the reaction solution to form a visually homogeneous solution at RT. This solution was then added to MTBE (46.8 kg) being sufficiently agitated at  $35^\circ\text{C}$  to promote crystallization. Optionally to reduce MTBE use, DCM in the reaction solution was replaced with acetonitrile by distillation at 15 to  $40^\circ\text{C}$ . After the solvent swap, the product-containing solution was added into approximately 50% less volume of MTBE (23 kg) being sufficiently agitated at the crystallization temperature ( $35^\circ\text{C}$ ). Mixing was continued for a half to one hour. The resulting solid was filtered and the cake washed with MTBE.

[0299] The wet cake was vacuum-dried to yield the glycine-irinotecan salt powder for use in Step 3. Trifluoroacetate and chloride content of the product was determined by ion chromatography with a conductivity detector. (Yield > 95%).

Step 3. PEGylation of Glycine-irinotecan using 4-arm-PEG-CM-SCM

[0300] The glycine-irinotecan·TFA/HCl salt powder from Step 2 was added to a reaction vessel to which was added DCM (approx. 23 L). The mixture was agitated for approximately 10 to 30 minutes to allow the glycine-irinotecan·TFA/HCl salt to disperse in DCM. Triethyl amine (approx. 1.05 moles (HCl + TFA) moles in glycine-irinotecan TFA/HCl salt powder) was then added slowly, at a rate which maintained the pot temperature at 24°C or below. The resulting mixture was agitated for 10 to 30 minutes to allow dissolution of the GLY-IRT (glycine-modified irinotecan) free base.

[0301] Approximately 80% of the total quantity (6.4 kg) of 4-arm PEG-SCM-20kD was added to the reaction vessel over a course of up to 30 minutes. After dissolution of the PEG reagent, reaction progress was monitored by IPC. (In the event that the amount of non-conjugated GLY-IRT was greater than 5% when the reaction appeared to have reached a plateau, the remaining 20% of 4-arm PEG SCM was then added to the reaction vessel, and the reaction progress monitored until a constant value of unreacted GLY-IRT was observed).

[0302] Crude product was precipitated by adding the reaction solution into MTBE (113.6 L) agitated at room temperature over a period of from 1-1.5 hours, followed by stirring. The resulting mixture was transferred into a filter-drier with an agitator to remove the mother liquor. The precipitate (crude product) was partially vacuum-dried at approximately at 10 to 25°C with minimum intermittent stirring.

[0303] Crude product was then placed into a reaction vessel, to which was added IPA (72 L) and MeOH (8 L), followed by agitation for up to 30 minutes. Heat was applied to achieve visually complete dissolution (a clear solution) at 50°C pot temperature, followed by agitation for 30 to 60 minutes. The solution was then cooled to 37°C, held there for several hours, followed by cooling to 20°C. The mixture was transferred into an agitated filter dryer, and filtered to remove mother liquor to form a cake on a filter. The cake was washed with 70% MTBE in IPA and 30% MeOH and partially vacuum-dried. This procedure was repeated two additional times, with the exception that, prior to cooling, the clear IPA/MeOH

solution containing 4-arm PEG-Gly-IRT was filtered using an in-line filter (1  $\mu$ m) at 50°C to remove any potential particulates in the last (3rd) crystallization.

[0304] Three representative samples were taken from the washed wet cake, and NHS levels were measured using NMR. The wet cake was vacuum-dried.

[0305] The product ("API") was packaged into double bags sealed under an inert atmosphere, and stored at -20°C without exposure to light. Product yield was approximately 95%.

## EXAMPLE 2

### CHARACTERIZATION OF "4-ARM-PEG-GLY-IRINO-20K" PRODUCT FROM EXAMPLE 1 AS A MIXED SALT

[0306] The product from Example 1 was analyzed by ion chromatography (IC analysis). See Table 1 below for IC analytical results for various product lots of 4-arm-PEG-Gly-Irino-20K.

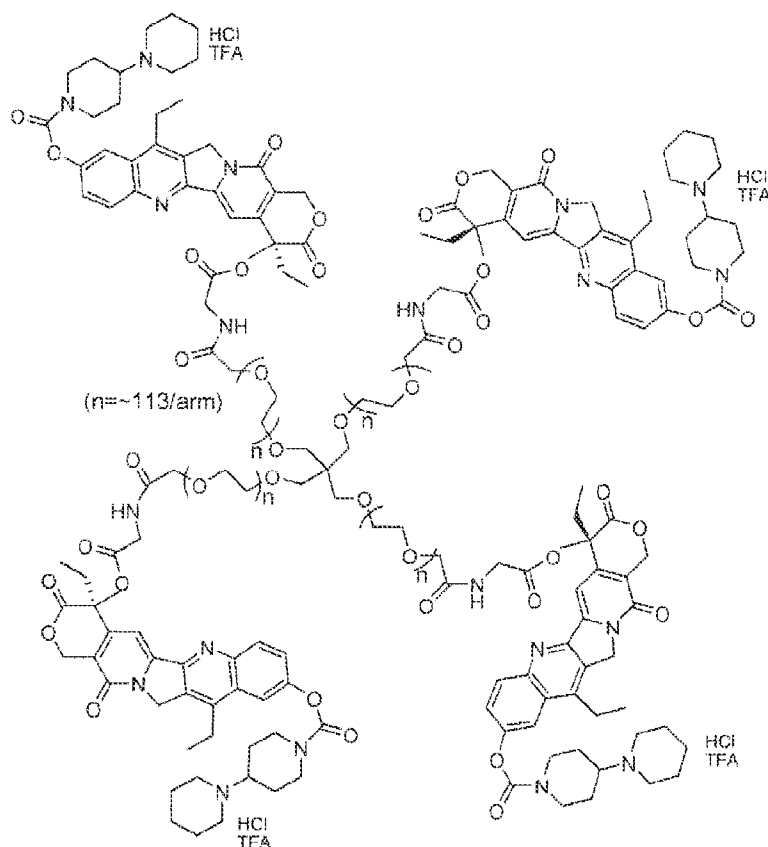
**Table 1**  
**Mole Percent of Irinotecan bound to PEG**

LOT NO.	TFA SALT	HCl SALT	FREE BASE
010	59	36	5 (low)
020	64 (high)	30	6
030	27 (low)	24	49 (high)
040	53	26	21
050	54	26	20
060	57	28	15
070	53	33	14
080	53	27	20
090	44	19	36
100	33	41	26
<b>Average of last 7 lots</b>	<b>50</b>	<b>29</b>	<b>22</b>

[0307] Based upon the IC results provided in Table 1, it can be seen that the product formed in Example 1, 4-arm-PEG-Gly-Irino-20K, is a partial mixed salt of approximately 50 mole percent TFA salt, 30 mole percent HCl salt, and 20 mole percent free base, based upon conjugated irinotecan molecules in the product. The mixture of salts was observed even after repeated (1-3) recrystallizations of the product. In the various product lots analyzed above, it can be seen that about 35 - 65 mole percent of the irinotecan molecules in the composition

are protonated as the TFA salt, about 25-40 mole percent of the irinotecan molecules in the composition are protonated as the HCl salt, while the remaining 5-35 mole percent of the irinotecan is non-protonated (i.e., as the free base).

[0308] The generalized structure of the product is shown below, where the irinotecan moieties are shown in free base form, and in association with HCl and TFA - as an indication of the mixed salt nature of the product.



VI

### EXAMPLE 3

#### STRESS STABILITY STUDIES OF 4-ARM-PEG-GLY-IRINO-20K

[0309] Accelerated stability studies were conducted in an attempt to evaluate the 4-arm-PEG-Gly-Irino-20K product composition. Compositions containing varying amounts of protonated irinotecan, as well as differing in the amount of TFA versus HCl salt were examined.

### Stress Stability Studies

[0310] The product formed in Example 1, 4-arm-PEG-Gly-Irino-20K, compound 5, (approximately 1-2 g) was weighed into PEG PE 'whirl top' bags and placed into another 'whirl top' bag in order to simulate the API packaging conditions. In one study (results shown in FIG. 1), samples were placed in an environmental chamber at 25°C/60%RH for 4 weeks. In another study, samples were placed in an environmental chamber at 40°C/75%RH for up to several months (results shown in FIG. 2 and FIG. 3). Samples were taken and analyzed on a periodic basis over the course of the studies.

### Results

[0311] The results of the studies are shown in FIG. 1, FIG. 2 and FIG. 3. In FIG. 1, 4-arm-PEG-Gly-Irino-20K peak area percents for samples stored at 25°C and 60% relative humidity are plotted versus time. The data shown are for samples consisting of >99% HCl salt (<1% free base, triangles), 94% total salt (6% free base, squares), and 52% total salt (48% free base, circles). The slopes of the graphs indicate that as free base content increases, the stability of the product decreases. Under the stress conditions employed (i.e., 25°C for up to 28 days), the drop in 4-arm-PEG-Gly-Irino-20K peak area correlated well with the increase in free irinotecan, indicating that the mode of decomposition is primarily via hydrolysis of the ester bond to release irinotecan. Based upon the results observed, it appears that a greater amount of free base in the product leads to decreased stability towards hydrolysis. Thus, product containing a greater degree of protonated irinotecan appears to have a greater stability against hydrolysis than product containing less protonated irinotecan (based upon mole percent).

[0312] FIG. 2 and FIG. 3 show another set of data obtained from the sample containing >99% HCl salt (<1% free base, squares) and a sample consisting of 86% total salts (14% free base, diamonds) that were stored at 40°C and 75% relative humidity. FIG. 2 shows the increase in free irinotecan over 3 months for both samples. This data is consistent with the data from the previously described study (summarized in FIG. 1), which shows that product with a higher free base content is less stable with respect to hydrolysis. FIG. 3 shows the increase in smaller PEG species for the same samples over 3 months. The increase in smaller PEG species is indicative of decomposition of the PEG backbone to provide multiple PEG species. The data indicates that product corresponding to the HCl salt is more

prone to PEG backbone decomposition than the mixed salt sample containing 14% free base under accelerated stability conditions. Thus, while not intending to be bound by theory, it appears that while the partial mixed salt may degrade primarily by hydrolytic release of drug, the hydrochloride salt appears to degrade by a different mechanism, i.e., degradation of the polymer backbone. However, the extent of backbone degradation can be minimized, e.g., by controlling storage conditions.

[0313] In summary, the two modes of decomposition observed exhibit opposite trends with respect to salt/free base content. Although the hydrochloride salt did demonstrate a greater degree of backbone degradation under accelerated stability testing (possibly due to the acidity of the formulation), the hydrochloride salt was shown to have greater hydrolytic stability than either the free base or mixed TFA.hydrochloride salt.

#### EXAMPLE 4

##### CHIRALITY STUDY

[0314] The chirality of carbon-20 of irinotecan in 4-arm-PEG-Gly-Irino-20K was determined.

[0315] As detailed in documentation from the vendor, the irinotecan hydrochloride starting material is optically active, with C-20 in its (S)-configuration. The C-20 position in irinotecan bears a tertiary alcohol, which is not readily ionizable, hence this site is not expected to racemize except under extreme (strongly acidic) conditions. To confirm the chirality at the C-20 in 4-arm-PEG-Gly-Irino-20K, a chiral HPLC method was used to analyze irinotecan released from product via chemical hydrolysis.

[0316] Based upon the resulting chromatograms, no (R)-enantiomer was detected for the 4-arm-PEG-Gly-Irino-20K samples. Following hydrolysis, the irinotecan released from the conjugate was confirmed to be the (S)-configuration.

#### EXAMPLE 5

##### HYDROLYSIS STUDY

[0317] All PEGylated irinotecan species are considered as part of 4-arm-PEG-Gly-Irino-20K (regardless of the particular form - free base, mixed TFA.chloride salt, or chloride



salt); each species cleanly hydrolyzes to produce irinotecan of >99% purity. Furthermore, the main, fully drug-loaded DS4 species (irinotecan covalently attached on each of the four polymer arms) and the partially substituted species - DS3 (irinotecan covalently attached on three polymer arms), DS2 (irinotecan covalently attached on two of the polymer arms) and DS1 species (irinotecan covalently attached on a single polymer arm) - all hydrolyze at the same rate to release free drug, irinotecan.

[0318] Experiments were performed to determine the fate of the irinotecan-containing PEG species in 4-arm-PEG-Gly-Irino-20K mixed TFA.chloride salt under transesterification ( $K_2CO_3$  in  $CH_3OH$ , 20°C) and aqueous hydrolysis (pH 10, 20°C) conditions. The transesterification reaction was >99% complete after 45 minutes. The aqueous hydrolysis reaction was >99% complete within 24 hours. For both reaction types, control reactions using irinotecan were performed under identical conditions and some artifact peaks were observed. After adjustment for artifact peaks, in both cases, the irinotecans produced had chromatographic purities of >99%.

[0319] Based upon these results, it was concluded that essentially all PEGylated species in 4-arm-PEG-Gly-Irino-20K such as the hydrochloride salt release irinotecan. Overlays of the HPLCs taken over time from the aqueous hydrolysis reaction show the conversion of DS4 to DS3 to DS2 to DS1 to irinotecan. All of these species hydrolyze to release irinotecan as illustrated in FIG. 4 which demonstrates release of irinotecan via hydrolysis from mono-, di-, tri- and tetra-substituted 4-arm-PEG-Gly-Irino-20K species.

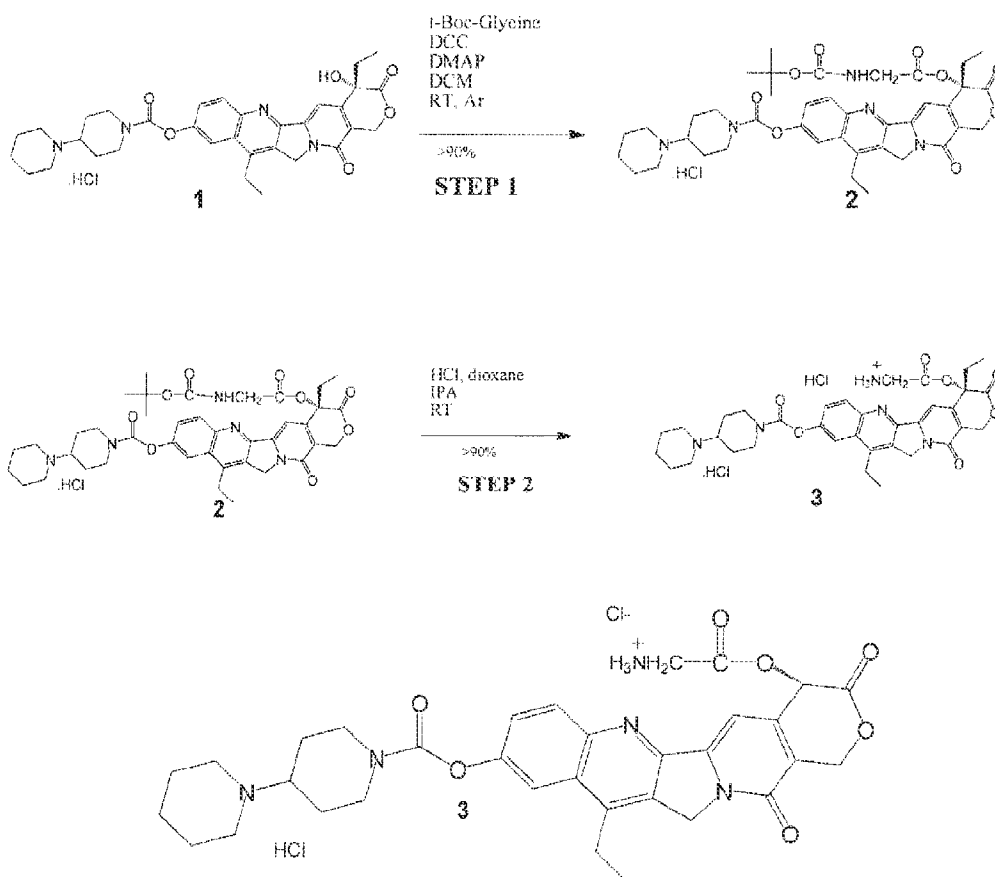
[0320] Additional experiments were conducted to measure the rates of hydrolysis for the major component of 4-arm-PEG-Gly-Irino-20K, DS4, and its lesser substituted intermediates, DS3, DS2 and DS1 in aqueous buffer (pH 8.4) in the presence of porcine carboxypeptidase B and in human plasma. The hydrolysis in aqueous buffer (pH 8.4) in the presence of porcine carboxypeptidase B was an attempt to perform enzyme-based hydrolysis. The control experiment at pH 8.4 without the enzyme later showed that the hydrolysis was pH-driven, and thus primarily a chemical hydrolysis. The data were, nevertheless, valuable for comparison with the data obtained from the hydrolysis performed in human plasma. These experiments showed that the hydrolysis rates of the various components are not significantly different and compare favorably with theoretical predictions. Additional experiments measured the rates of hydrolysis for the major components (DS4, DS3, DS2 and DS1) of 4-arm-PEG-Gly-Irino-20K in human plasma. These experiments also show that the

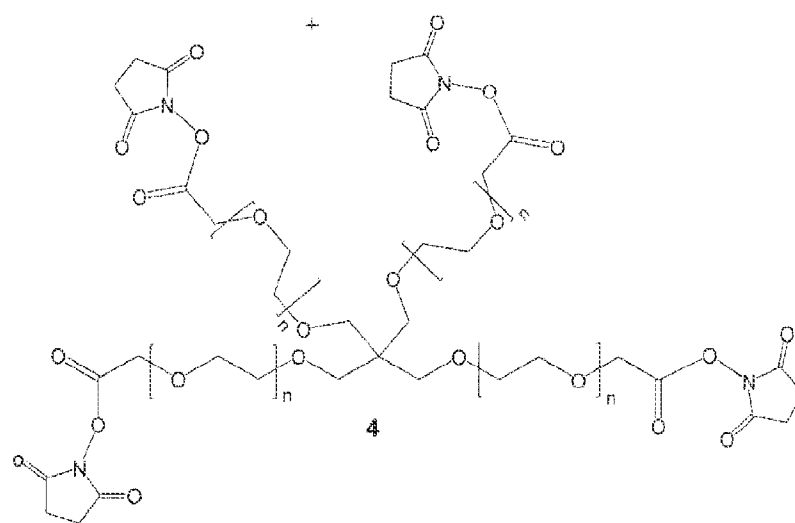
various components are hydrolyzed at the same rate and compare favorably with theoretical predictions.

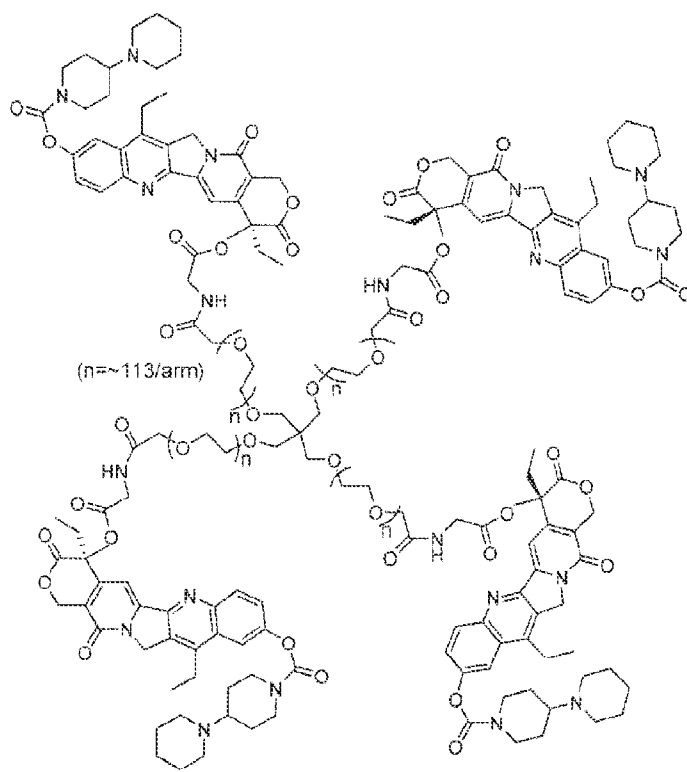
[0321] FIG. 5 and FIG. 6 present graphs which show the theoretical hydrolysis rates versus experimental data for the chemical hydrolysis (in the presence of enzyme) and plasma hydrolysis, respectively. In both cases, the theoretical predictions are based on identical rates for the hydrolysis of each species to produce the next-lower homologue plus free irinotecan (i.e., DS4>DS3>DS2>DS1).

### EXAMPLE 6

#### PREPARATION OF PENTAERYTHRITOLYL-4-ARM-(PEG-1-METHYLENE-2 OXO-VINYLAMINO ACETATE LINKED -IRINOTECAN)-20K "4-ARM-PEG-GLY-IRINO-20K" HYDROCHLORIDE SALT







> 95 mole% HCl

#### Step 1. Synthesis of Boc-Glycine-irinotecan Hydrochloride (Gly-IRT HCl)

##### Part 1: Drying of Irinotecan hydrochloride trihydrate (IRT.HCl.3H<sub>2</sub>O)

**[0322]** IRT.HCl.3H<sub>2</sub>O (45.05 g, 66.52 mmol) was charged into a reactor. Anhydrous N,N-dimethylformamide (DMF) (666 mL, 14.7 mL/g of IRT.HCl.3H<sub>2</sub>O, DMF water content no more than 300 ppm) was charged to the reactor. With slow agitation, the reactor was heated to 60°C (jacket temperature). After the irinotecan (IRT) was fully dissolved (5-10 minutes) vacuum was slowly applied to reach 5-10 mbar and the DMF was distilled off. When the volume of condensed distillate (DMF) reached 85 – 90% of the initial DMF charge, the vacuum was released. Heptane (1330 mL, 30.0 mL/g of IRT.HCl.3H<sub>2</sub>O, water content no more than 50 ppm) was introduced into the reactor and the jacket temperature was lowered to 50°C. Heptane was vacuum distilled (100-150 mbar) until the volume of the distillate was about 90% of the initial charge of heptane. Two more cycles of heptane distillation were carried out (2 X 1330 mL heptanes charges and distillations). A solvent phase sample was

removed from the reactor and was analyzed for DMF content using gas chromatography to ensure that the DMF content of the sample was no more than 3% w/w. (In the event the residual DMF is >3.0% w/w, a fourth azeotropic distillation cycle is performed). The resultant slurry was used for the coupling reaction.

#### Part 2: Coupling reaction

[0323] Dichloromethane (1330 mL, 29.5 mL DCM/g IRT·HCl·3H<sub>2</sub>O) was charged into the reactor where the slurry of dry IRT·HCl (1.0 equiv) in residual heptanes (approximate mass ratio of residual heptane to IRT·HCl was 3) was being stirred. The reaction contents were agitated for 15 - 30 minutes, and the batch temperature was maintained at 17°C. Boc-glycine (14.0 g, 79.91 mmol, 1.2 equiv) and DMAP (0.81 g, 6.63 mmol, 0.1 equiv) were charged, as solids, into the reactor. A DCM solution of DCC (1.5 equiv in 40 mL of dichloromethane) was prepared and added over 15-30 min, and the resultant reaction mixture was stirred at 17°C (batch temperature) for 2-3 hr. The reaction was monitored by HPLC for completion. A pre-made quenching solution was charged into the reaction mixture to quench any remaining DCC. Briefly, the pre-made quenching solution is a pre-mixed solution of TFA and IPA in dichloromethane, prepared by mixing TFA (1.53 mL, 0.034 mL/g IRT·HCl·3H<sub>2</sub>O) and IPA (3.05 mL, 0.068 mL/g IRT·HCl·3H<sub>2</sub>O) in DCM (15.3 mL, 0.34 mL/g IRT·HCl·3H<sub>2</sub>O), and was added to the reactor V1 over 5 - 10 minutes when the conversion was at least 97%. The contents were agitated for additional 30-60 min to allow quenching. The DCU-containing reaction mixture was filtered through a 1 micron filter into another reactor. The reaction filtrate was distilled to 1/3 volume under vacuum at 35°C. Isopropyl alcohol (IPA) (490.5 mL, 10.9 mL/g IRT·HCl·3H<sub>2</sub>O) was added to the concentrated mixture and the mixture was stirred for 30 - 60 min at 50°C (jacket temperature). The resulting homogeneous solution was concentrated by vacuum distillation to approximately 85% of the initial IPA charge volume and the resultant concentrate was cooled to 20°C (jacket temperature). The reaction mixture in IPA was transferred over 60-80 min into heptane (1750 mL, 38.8 mL heptane/g IRT·HCl·3H<sub>2</sub>O) at 20°C. The resultant slurry containing Boc-gly-IRT·HCl precipitate was stirred for an additional 60-90 minutes and the product was collected by filtration. The reaction flask was rinsed with heptane (2 X 490 mL, 20.0 mL Heptane/g IRT·HCl·3H<sub>2</sub>O) and the product cake was washed with the rinse. The wet cake was dried at 20°C to 25°C under vacuum for a minimum of 12 hrs. Yield: 57.13 g (110%, high because of residual solvents).

Step 2. Synthesis of Glycine-Irinotecan Hydrochloride (Gly-IRT HCl)

[0324] A 100 ml round bottom flask was charged with BOC-Gly-IRT (2.34 g, 0.003 moles) and IPA (12 ml), to which was added HCl (12 ml, 4M, in dioxane, 0.045 moles over a period of 10 minutes. The reaction mixture was stirred at R.T. for 6 hrs (and monitored by HPLC for completion of reaction), followed by addition of dry acetonitrile (12 mL). The resulting reaction mixture was slowly added (5 mins) to a stirring solution of MTBE (140 ml). The solid thus obtained was filtered and dried under vacuum to give Gly-IRT HCl salt as a yellow colored powder. Yield: 2.17 g.

Step 3. Synthesis of 4-arm PEG20K-glycine Irinotecan Hydrochloride

[0325] Gly-IRT HCl (5.04g 14.61 wt% HCl) was charged to a 100 mL reactor and flushed with argon. The jacket temperature was set at 20°C. DCM (100 mL) and TEA (4 mL) were added. The solution was stirred for 10 minutes.

[0326] An initial charge of 4-arm-PEG20K-SCM was added (26.5 g) and the reaction mixture stirred for 30 minutes. A sample was taken and analyzed via HPLC. The HPLC data showed 6.1% remaining Gly-IRT.HCl. A second charge of 4-arm-PEG20K-SCM (1.68g) was added to the reaction mixture and the solution stirred for approximately 2 hours. A sample was taken for HPLC analysis. The HPLC analysis data showed 1.2% remaining Gly-IRT HCl.

[0327] The reaction solution was then slowly added to MTBE (800 mL) to precipitate the product. The precipitate was stirred for 30 minutes and collected via filtration. The wet cake was washed with MTBE (200 mL) twice. The product was dried under vacuum. The crude 4-arm-PEG20K-irinotecan hydrochloride intermediate was analyzed by ion chromatography for chloride content.

[0328] Table 2 summarizes the resulting 4-arm-PEG20K-irinotecan hydrochloride intermediate salt content analysis (IC chromatography).

**Table 2**

<b>Chloride</b>	<b>IRT content</b>	<b>Chloride</b>
Wt%	Wt%	Mole %
0.493%	9.8%	83.3%

Salt adjustment and ethyl acetate isolation:

[0329] The crude 4-arm-PEG20K-irinotecan hydrochloride intermediate (29.1 g, 83.3 mole % Cl) was dissolved in 600 mL of ethyl acetate at 35° C. The solution was stirred for 15 minutes following visible dissolution of solids. A 0.1N solution of HCl in ethanol (8.5 ml) was charged to the solution and stirred for 30 minutes. The flask was immersed in an ice bath with strong stirring. Visible solids precipitated from solution after 10 minutes. The mixture was stirred for a total of 60 minutes in the bath. The precipitate was collected by filtration in a glass frit by the application of light vacuum. The wet cake was washed with a 30% MeOH / 70% MTBE solution (400 ml). The product was placed under vacuum to dry. Yield: 28.3g

[0330] The chloride content of the final product (as determined by ion chromatography) was as follows:

<u>IRT Content, Wt%</u>	<u>Chloride, Mole %</u>
9.8%	98.8%

[0331] Another lot prepared by the above process was determined by ion chromatography to possess 103.8% mole % chloride (i.e., was fully in the form of the hydrochloride salt). When stored and evaluated over a period of 4 weeks at 40° C, the total product related species changed from 98.7% to 97.0%, while free irinotecan changed from 0.4% to 1.25%, indicating the stability of the hydrochloride salt (i.e., resistance) with respect to hydrolytic degradation. Under these same conditions, polyethylene glycol backbone cleavage was detected after 4 weeks but was not measurable.

**EXAMPLE 7****PREPARATION OF PENTAERYTHRITOL-BASED 4-ARM-PEG-20K AT 1.9 KG SCALE**

[0332] **Materials and Methods.** A very high grade of ethylene oxide having the lowest water content achievable should be used as water content leads to polymeric diol impurities. **CAUTION:** Ethylene oxide is a very reactive compound that can react explosively with moisture, thus leaks in the reaction and transfer apparatus should carefully avoided. Also, care should be taken in operations to include having personnel work behind protective shields or in bunkers.

[0333] Anhydrous toluene (4 L) was refluxed for two hours in a two gallon jacketed stainless steel pressure reactor. Next, a part of the solvent (3 L) was distilled off under atmospheric pressure. The residual toluene was then discharged out and the reactor was dried overnight by passing steam through the reactor jacket and applying reduced pressure 3 – 5 mm Hg. Next the reactor was cooled to room temperature, filled with anhydrous toluene (4 L) and pentaerythritol based 4ARM-PEG-2K (SUNBRIGHT PTE®-2000 pentaerythritol, molecular weight of about 2,000 Daltons, NOF Corporation; 200 g, 0.100 moles) was added. The solvent was distilled off under reduced pressure, and then the reactor was cooled to 30 °C under dry nitrogen atmosphere. One liter of molecular sieves-dried toluene (water content ~ 5 ppm) and liquid sodium-potassium alloy (Na 22%, K 78%; 1.2 g) were added to the reactor. The reactor was warmed to 110 °C and ethylene oxide (1,800 g) was continuously added over three hours keeping the reaction temperature at 110 – 120 °C. Next, the contents of the reactor were heated for two hours at ~ 100 °C, and then the temperature was lowered to ~ 70 °C. Excess ethylene oxide and toluene were distilled off under reduced pressure. After distillation, the contents of the reactor remained under reduced pressure and a nitrogen sparge was performed to remove traces of ethylene oxide. Phosphoric acid (1N) was added to neutralize the basic residue and the product was dried under reduced pressure. Finally the product was drained from the reactor and filtered giving after cooling 1,900 g of white solid. Gel Filtration Chromatography (GFC) was applied to characterize the alkoxyated polymeric product, pentaerythritol based 4-ARM-PEG-20K. This analytical method provided a chromatogram of the composition with separation of the components according to molecular weight. An Agilent 1100 HPLC system equipped with Shodex KW-803 GFC column (300 x 8 mm) and differential refractometer detector was used. The flow of the mobile phase (0.1M NaNO<sub>3</sub>) was 0.5 ml/min. The GFC chromatogram is shown in FIG. 7.

[0334] GFC analysis showed that the 4ARM-PEG-20K product contained the following: High MW product 0.42%, 4ARM-PEG-20K 99.14%, HO-PEG(10K)-OH 0.44%.

## EXAMPLE 9

### ANALYSIS OF COMMERCIALY AVAILABLE 4ARM-PEG-20K

[0335] NOF Corporation is a current leader in providing commercial PEGs. Thus a fresh commercially available pentaerythritol-based 4ARM-PEG-20K (SUNBRIGHT PTE®-20,000, molecular weight of about 20,000 Daltons, NOF Corporation) was obtained and



analyzed using Gel Filtration Chromatography (GFC). An Agilent 1100 HPLC system equipped with Shodex KW-803 GFC column (300 x 8 mm) and differential refractometer detector was used. The flow of the mobile phase (0.1M NaNO<sub>3</sub>) was 0.5 ml/min. The GFC chromatogram is shown in **FIG. 8**.

[0336] GFC analysis showed that this commercial 4ARM-PEG-20K product contained: High MW products 3.93%, 4ARM-PEG-20K 88.56%, HO-PEG(10K)-OH 3.93%, HO-PEG(5K)-OH 3.58%.

### EXAMPLE 10

#### PREPARATION OF ALKOXYLATABE OLIGOMER: PENTAERYTHRITOL-BASED 4-ARM-PEG-2K AT 15 KG SCALE

[0337] A twenty gallon jacketed stainless steel pressure reactor was washed two times with 95 kg of deionized water at 95 °C. The wash water was removed and the reactor was dried overnight by passing steam through the reactor jacket and applying reduced pressure (3 – 5 mm Hg). The reactor was filled with 25 kg of anhydrous toluene and a part of the solvent was distilled off under reduced pressure. The residual toluene was then discharged out and the reactor was kept under reduced pressure. Next the reactor was cooled to room temperature, filled with anhydrous toluene (15 L) and pentaerythritol (1,020 g) was added. Part of the solvent (~8L) was distilled off under reduced pressure, and then the reactor was cooled to 30 °C under dry nitrogen atmosphere. Liquid sodium-potassium alloy (Na 22%, K 78%; 2.2 g) was added to the reactor. Anhydrous ethylene oxide (14,080 g) was continuously added over three hours keeping the reaction temperature at 150 – 155 °C. Next, the contents of the reactor were heated for 30 min at ~ 150 °C, and then the temperature was lowered to ~ 70 °C. Excess ethylene oxide and toluene were distilled off under reduced pressure. After distillation, the contents of the reactor remained under reduced pressure and a nitrogen sparge was performed to remove traces of ethylene oxide. Finally the product was drained from the reactor giving 14,200 g of viscous liquid. Gel Filtration Chromatography (GFC) was applied to characterize the product, pentaerythritol based 4-ARM-PEG-2K. This analytical method provided a chromatogram of the composition with separation of the components according to molecular weight. An Agilent 1100 HPLC system equipped with Shodex KW-803 GFC column (300 x 8 mm) and differential refractometer detector was used. The flow of the mobile phase (0.1M NaNO<sub>3</sub>) was 0.5 ml/min.

[0338] GFC analysis showed that the 4ARM-PEG-2K product was ~100% pure with low or high molecular weight impurities below detectable limits.

### EXAMPLE 11

#### PREPARATION OF PENTAERYTHRITOL-BASED 4-ARM-PEG-20K AT 20 KG SCALE

[0339] A twenty gallon jacketed stainless steel pressure reactor was washed two times with 95 kg of deionized water at 95 °C. Water was discharged out and the reactor was dried overnight by passing steam through the reactor jacket and applying reduced pressure 3 – 5 mm Hg. The reactor was filled with 25 kg of toluene and a part of the solvent was distilled off under reduced pressure. The residual toluene was then discharged out and the reactor was kept under reduced pressure. Next the reactor was cooled to room temperature, filled with anhydrous toluene (21 L) and previously isolated alkoxylatable oligomer: pentaerythritol based 4ARM-PEG-2K from the Example 10 (2,064 g) was added. Part of the solvent (16 L) was distilled off under reduced pressure, and then the reactor was cooled to 30 °C under dry nitrogen atmosphere. Four liter of molecular sieves-dried toluene (water content ~ 5 ppm) and liquid sodium-potassium alloy (Na 22%, K 78%; 1.7 g) were added, and the reactor was warmed to 110 °C. Next ethylene oxide (19,300 g) was continuously added over five hours keeping the reaction temperature at 145 – 150 °C. Next, the contents of the reactor were heated for 30 min at ~ 140 °C, and then the temperature was lowered to ~ 100 °C. Glacial acetic acid (100 g) was added to neutralize the catalyst. Excess ethylene oxide and toluene were distilled off under reduced pressure. After distillation, the contents of the reactor remained under reduced pressure and a nitrogen sparge was performed to remove traces of ethylene oxide. Finally the product was drained from the reactor giving 20,100 g of white solid. Gel Filtration Chromatography (GFC) was applied to characterize the alkoxyolated polymer product, pentaerythritol based 4-ARM-PEG-20K. This analytical method provided a chromatogram of the composition with separation of the components according to molecular weight. An Agilent 1100 HPLC system equipped with Shodex KW-803 GFC column (300 x 8 mm) and differential refractometer detector was used. The flow of the mobile phase (0.1M NaNO<sub>3</sub>) was 0.5 ml/min.

[0340] GFC analysis showed that the 4ARM-PEG-20K product contained the following: High MW product 0.75%, 4ARM-PEG-20K 97.92%, HO-PEG(10K)-OH 1.08%, HO-PEG(5K)-OH 0.48%.

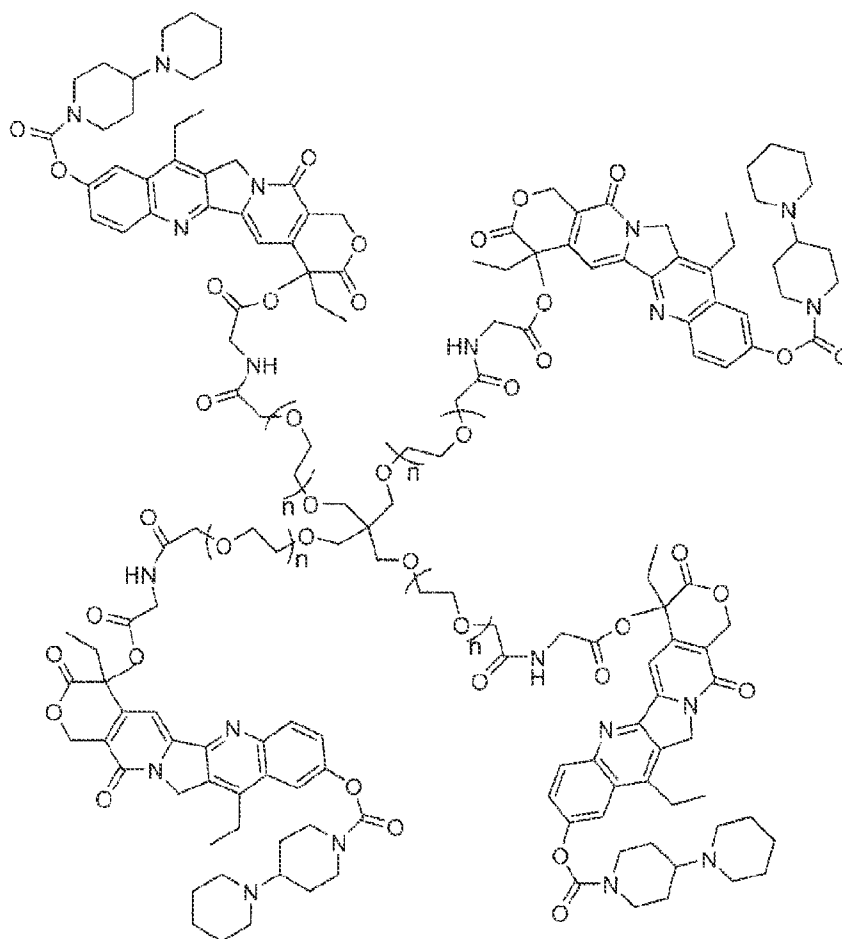
[0341] The invention(s) set forth herein has been described with respect to particular exemplified embodiments. However, the foregoing description is not intended to limit the invention to the exemplified embodiments, and the skilled artisan should recognize that variations can be made within the spirit and scope of the invention as described in the foregoing specification.

In the claims which follow and in the preceding description of the invention, except where the context requires otherwise due to express language or necessary implication, the word “comprise” or variations such as “comprises” or “comprising” is used in an inclusive sense, i.e. to specify the presence of the stated features but not to preclude the presence or addition of further features in various embodiments of the invention.

It is to be understood that, if any prior art publication is referred to herein, such reference does not constitute an admission that the publication forms a part of the common general knowledge in the art, in Australia or any other country.

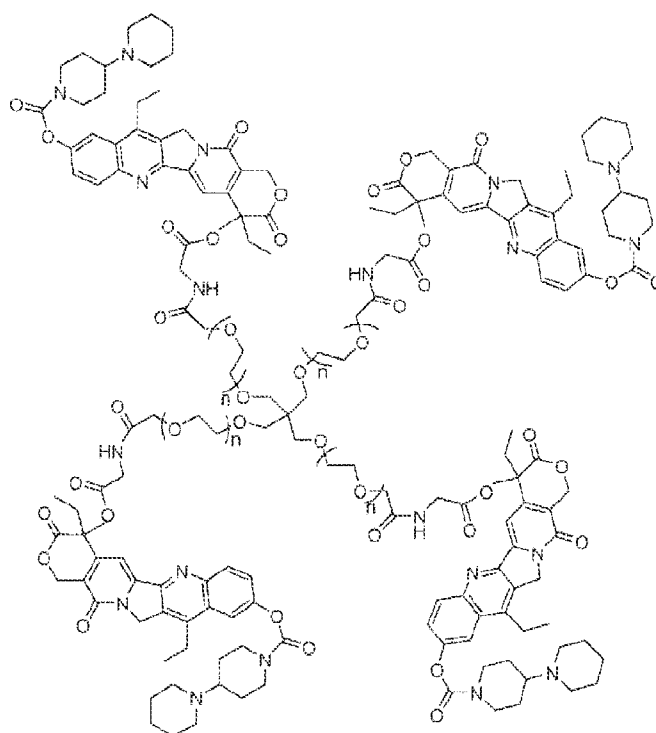
## CLAIMS

1. A hydrohalide salt form of a polymer-active agent conjugate corresponding to structure (I):



wherein each  $n$  is an integer ranging from about 20 to about 500 and greater than 95 mole percent of irinotecan's basic nitrogen atoms are protonated in hydrohalide (HX) salt form, where  $X$  is selected from fluoride, chloride, bromide, and iodide.

2. The hydrohalide salt of claim 1, wherein greater than 96 mole percent of irinotecan's basic nitrogen atoms are protonated in hydrohalide salt form.
3. The hydrohalide salt of claim 2, wherein greater than 97 mole percent of irinotecan's basic nitrogen atoms are protonated in hydrohalide salt form.
4. The hydrohalide salt of claim 3, wherein greater than 98 mole percent of irinotecan's basic nitrogen atoms are protonated in hydrohalide salt form.
5. The hydrohalide salt of any one of claims 1-4, wherein the hydrohalide salt is a hydrochloride salt.
6. The hydrochloride salt of claim 5, wherein the weight average molecular weight of the conjugate is about 23,000 daltons.
7. The hydrochloride salt of claim 5, wherein n is an integer ranging from about 80 to about 150.
8. The hydrochloride salt of claim 7, wherein n has an average value in each arm of about 113.
9. A method for preparing a composition comprising a hydrohalide salt of a polymer-active agent conjugate corresponding to structure (I), the method comprising:



(I)

(i) treating glycine-irinotecan hydrohalide, where the amino group of glycine is in protected form, with a molar excess of hydrohalic acid to thereby remove the protecting group to form deprotected glycine-irinotecan hydrohalide,

(ii) coupling the deprotected glycine-irinotecan hydrohalide from step (i) with a polymer reagent bearing an active ester in the presence of a base to form 4-arm-pentaerythritol-polyethylene glycol-carboxymethyl-glycine-irinotecan hydrohalide salt, and

(iii) recovering the 4-arm-pentaerythritol-polyethylene glycol-carboxymethyl-glycine-irinotecan hydrohalide salt by precipitation.

10. The method of claim 9, where the recovered 4-arm-pentaerythritol-polyethylene glycol-carboxymethyl-glycine-irinotecan hydrohalide possesses greater than 95 mole percent of irinotecan's basic nitrogen atoms in hydrohalide (HX) salt form.

11. The method of claim 10, wherein the recovered 4-arm-pentaerythritolyl-polyethylene glycol-carboxymethyl-glycine-irinotecan hydrohalide possesses greater than 96 mole percent of irinotecan's basic nitrogen atoms in hydrohalide (HX) salt form.

12. The method of claim 11, wherein the recovered 4-arm-pentaerythritolyl-polyethylene glycol-carboxymethyl-glycine-irinotecan hydrohalide possesses greater than 97 mole percent of irinotecan's basic nitrogen atoms in hydrohalide (HX) salt form.

13. The method of claim 12, wherein the recovered 4-arm-pentaerythritolyl-polyethylene glycol-carboxymethyl-glycine-irinotecan hydrohalide possesses greater than 98 mole percent of irinotecan's basic nitrogen atoms in hydrohalide (HX) salt form.

14. The method of claim 9, further comprising (iv) analyzing the recovered 4-arm-pentaerythritolyl-polyethylene glycol-carboxymethyl-glycine-irinotecan hydrohalide salt for halide content, and, in the event the halide content is less than 95 mole percent, (v) dissolving the recovered 4-arm-pentaerythritolyl-polyethylene glycol-carboxymethyl-glycine-irinotecan hydrohalide salt in ethyl acetate, and adding additional hydrohalic acid.

15. The method of claim 14, wherein the analyzing is by ion chromatography (IC).

16. The method of claim 14 or claim 15, wherein the hydrohalic acid is added in the form of an ethanol solution.

17. The method of claim 16, wherein following the adding of additional hydrohalic acid in step (v), the 4-arm-pentaerythritolyl-polyethylene glycol-carboxymethyl-glycine-irinotecan hydrohalide salt is recovered by precipitation.

18. The method of claim 17, wherein the precipitation in step (v) is effected by cooling.

19. The method of any one of claims 9 to 19, wherein the glycine-irinotecan hydrohalide in protected form is treated with a ten-fold or greater molar excess of hydrohalic acid to thereby remove the protecting group to form glycine-irinotecan hydrohalide.

20. The method of claim 19, wherein the glycine-irinotecan hydrohalide in protected form is treated with a molar excess of hydrohalic acid in a range of ten-fold to 25-fold to thereby remove the protecting group to form glycine-irinotecan hydrohalide.

21. The method of any one of claims 9-20, wherein the glycine-irinotecan hydrohalide in protected form is ter-butyloxycarbonyl(Boc)-glycine-irinotecan hydrochloride, where the amino group of glycine is Boc-protected.

22. The method of any one of claims 9-21, wherein the glycine-irinotecan hydrohalide in step (i) is glycine-irinotecan hydrochloride in protected form, and the glycine-irinotecan hydrochloride in protected form is treated with hydrochloric acid to remove the protecting group.

23. The method of claim 22, where the glycine-irinotecan hydrochloride in protected form is treated with a solution of hydrochloric acid in dioxane.

24. The method of any one of claims 9-23, where step (i) further comprises isolating the glycine-irinotecan hydrohalide prior to step (ii).

25. The method of claim 24, where the isolating of the glycine-irinotecan hydrohalide prior to step (ii) is by precipitation.

26. The method of claim 25, where the glycine-irinotecan hydrohalide is precipitated via addition of methyltertbutylether (MTBE).

27. The method of any one of claims 9-26, where the base in step (ii) is an amine.

28. The method of claim 27, where the amine is selected from trimethyl amine, triethyl amine, and dimethylamino-pyridine.

29. The method of claim 28, where the base is triethylamine.

30. The method of any one of claims 9-29, where step (ii) is carried out in a chlorinated solvent.

31. The method of any one of claims 9-30, where the precipitation in step (iii) comprises addition of methyltertbutyl ether.



32. A composition comprising a hydrohalide salt of 4-arm-pentaerythritolyl-polyethylene glycol-carboxymethyl-glycine-irinotecan prepared according to any one of claims 9-31.

33. A pharmaceutically acceptable composition comprising the hydrohalide salt of any one of claims 1- 8 or 32 and a pharmaceutically acceptable excipient.

34. The pharmaceutically acceptable composition of claim 33 comprising lactate buffer, in lyophilized form.

35. The composition of claim 34 contained in a single use vial.

36. A sterile composition of claim 35, wherein the amount of hydrohalide salt contained in the vial is the equivalent of a 100-mg dose of irinotecan.

37. Use of the composition of any one of claims 33 to 36 for treatment of one or more types of cancerous solid tumors when dissolved in a solution of 5% w/w dextrose and administered by intravenous infusion.

38. A method of treating cancer in a mammalian subject by administering a therapeutically effective amount of a pharmaceutically acceptable composition of claim 33 to a subject diagnosed as having one or more cancerous solid tumors over a duration of time effective to produce an inhibition of solid tumor growth in the subject.

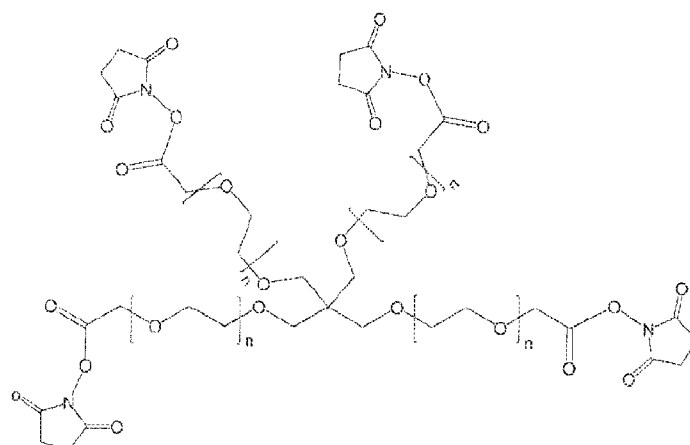
39. The method of claim 38, wherein the cancerous solid tumor is selected from the group consisting of colorectal, ovarian, cervical, breast and non-small cell lung.

40. Use of a pharmaceutically acceptable composition of claim 33 for the manufacture of a medicament for treating cancer.

41. The composition of claim 33, wherein the polymer reagent bearing an active ester is obtainable from a method comprising: alkoxylating in a suitable solvent a previously isolated alkoxylatable oligomer to form an alkoxylated polymeric material, wherein the previously isolated alkoxylatable oligomer has a known and defined weight-average molecular weight of greater than 300 Daltons; modifying the alkoxylated polymeric material,

in one or more steps, to bear an active ester, thereby forming a polymer reagent bearing an active ester.

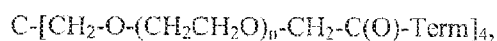
42. The composition of claim 41, wherein the polymer reagent bearing an active ester has the following structure:



wherein each  $n$  is from about 40 to about 500.

43. A composition comprising hydrochloride salts of four-arm polymer conjugates, wherein at least 90% of the four-arm conjugates in the composition:

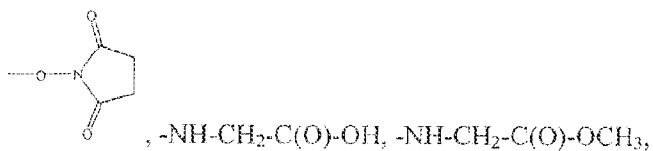
(i) have a structure encompassed by the formula,

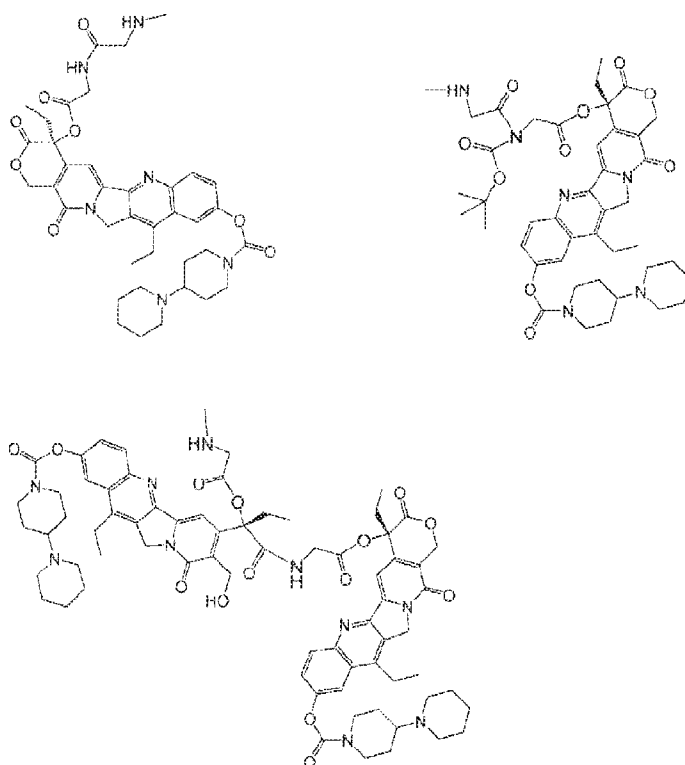


wherein

$n$ , in each instance, is an integer having a value from 5 to 150 (e.g., about 113), and

Term, in each instance, is selected from the group consisting of  $-OH$ ,  $-OCH_3$ ,





and  $\text{-NH-CH}_2\text{-C(O)-O-Irino}$  ("GLY-Irino"), wherein Irino is a residue of irinotecan;

and

(ii) for each Term in the at least 90% of the four-arm conjugates in the composition, at least 90% thereof are  $\text{-NH-CH}_2\text{-C(O)-O-Irino}$ , and

further wherein for each amino group within each Irino in the at least 90% of the four-arm conjugates in the composition, each amino group will either be protonated or unprotonated, where any given protonated amino group is a hydrochloride salt.

44. The hydrohalide salt of claim 1, the method of claim 9, the composition of claim 32 or 43, the pharmaceutically acceptable composition of claim 33, the use of claim 37 or claim 40, or the method of claim 38, substantially a hereinbefore described with reference to any one of the Examples.

1/8

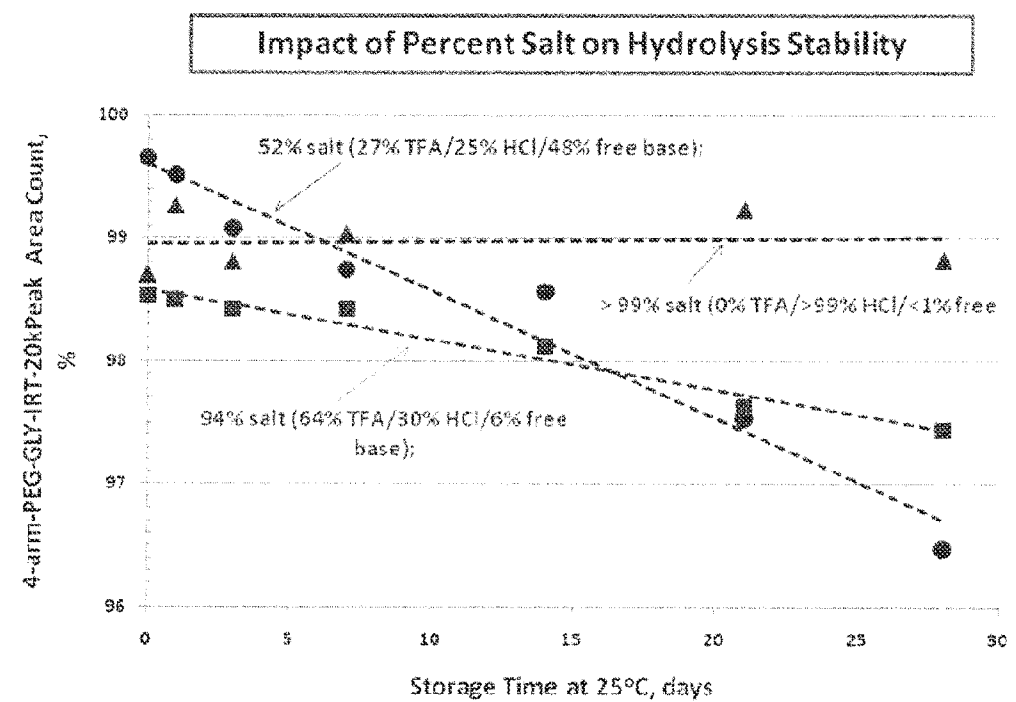


FIG. 1

2/8

## Stability of 4-arm-PEG-Gly-Irino-20k Salt Species

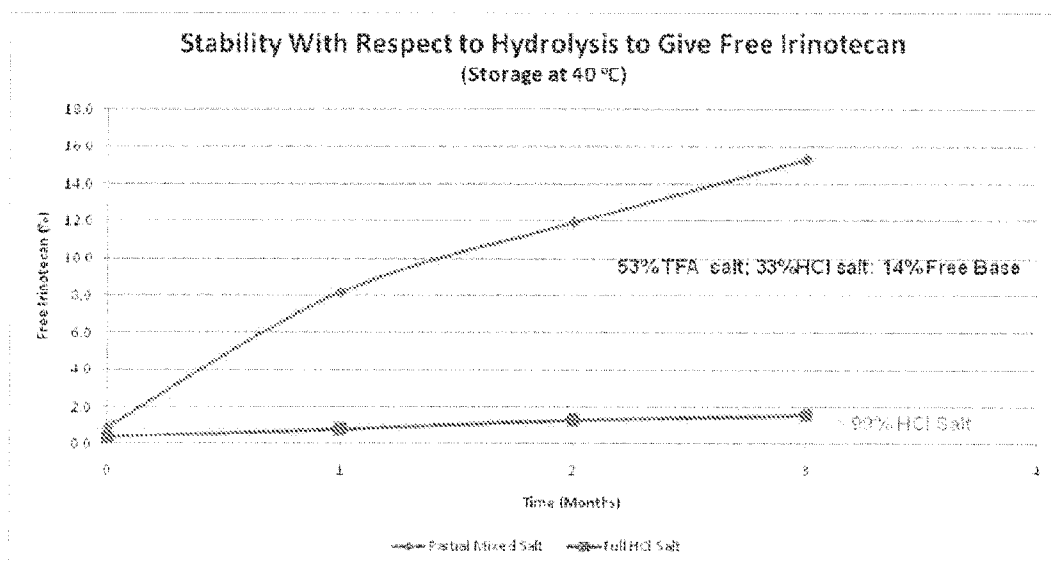


FIG. 2

3/8

### Stability of 4-arm-PEG-Gly-Irino-20k Salt Species

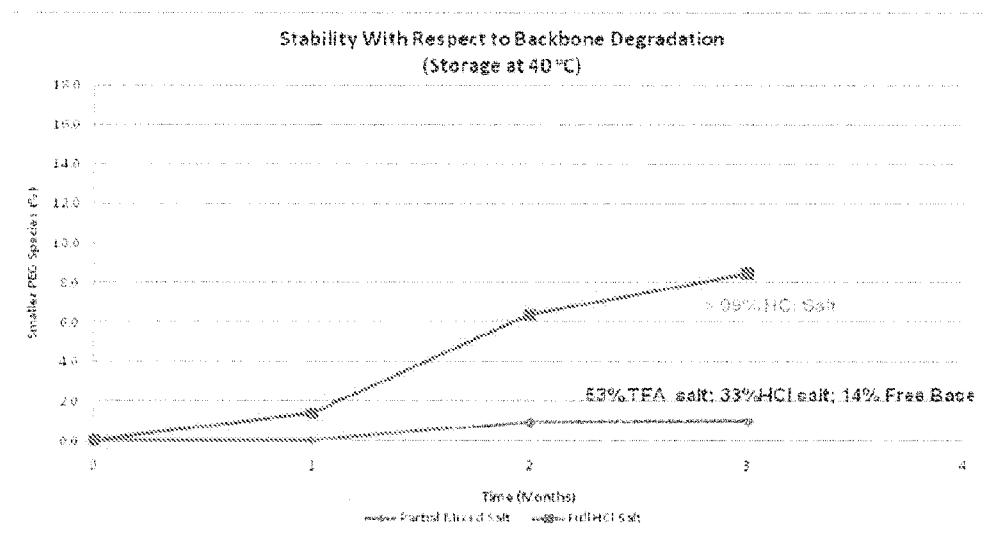
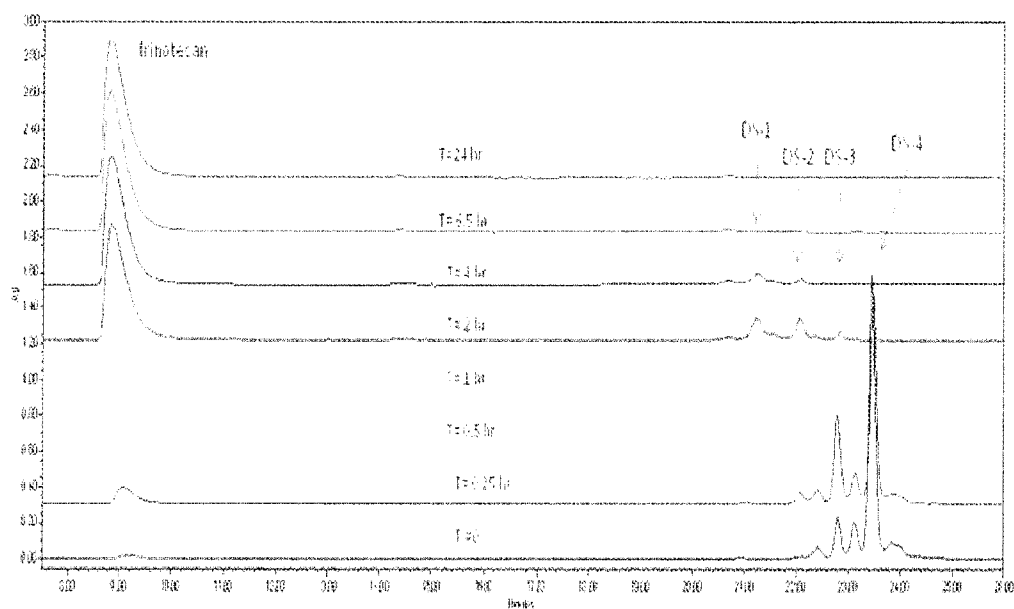


FIG. 3

4/8

**FIG. 4**



5/8

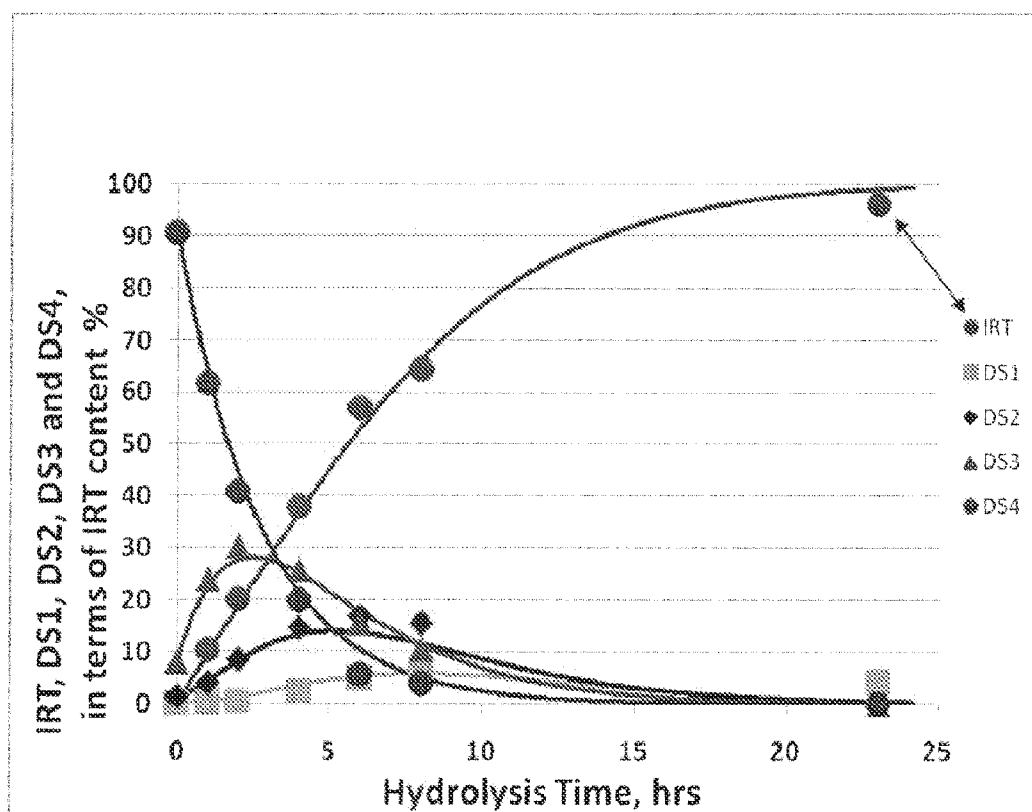


FIG. 5

6/8

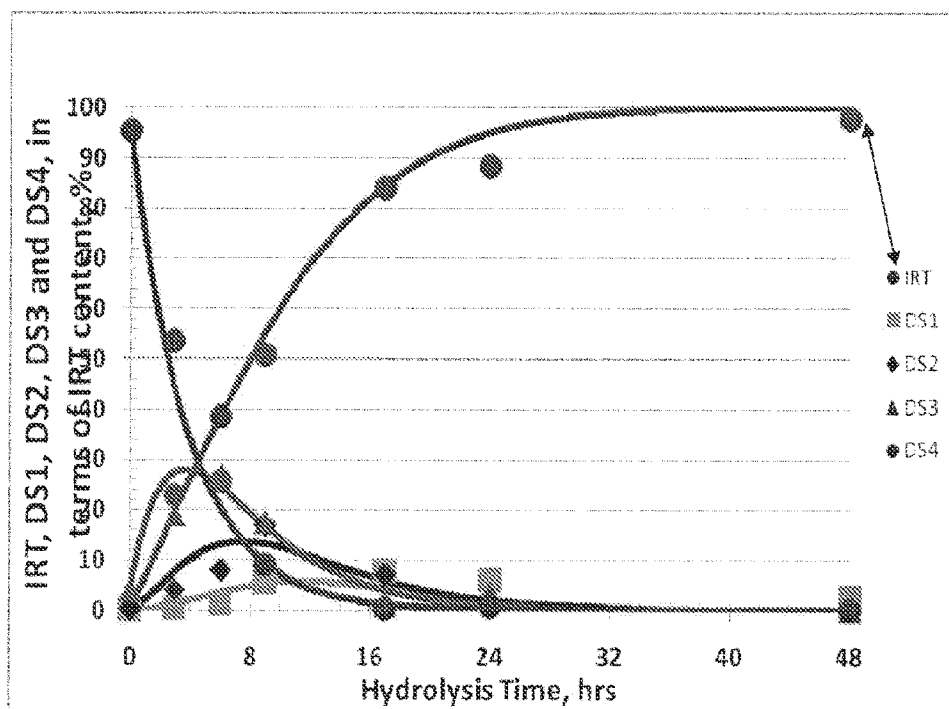
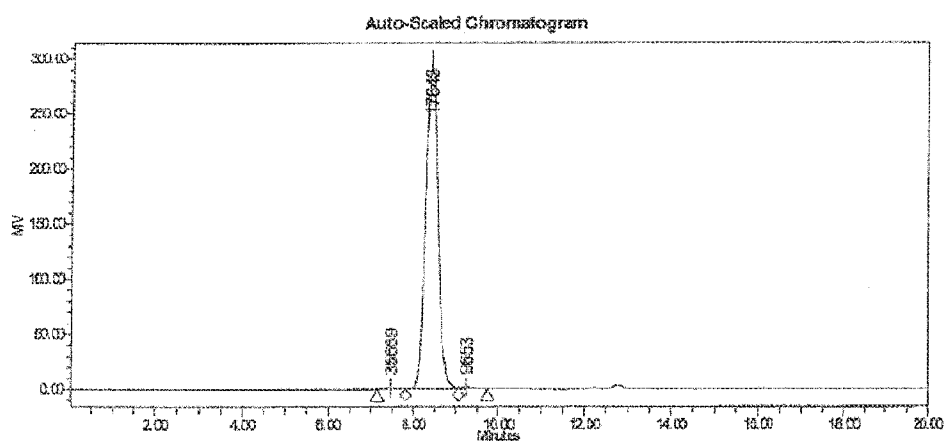


FIG. 6

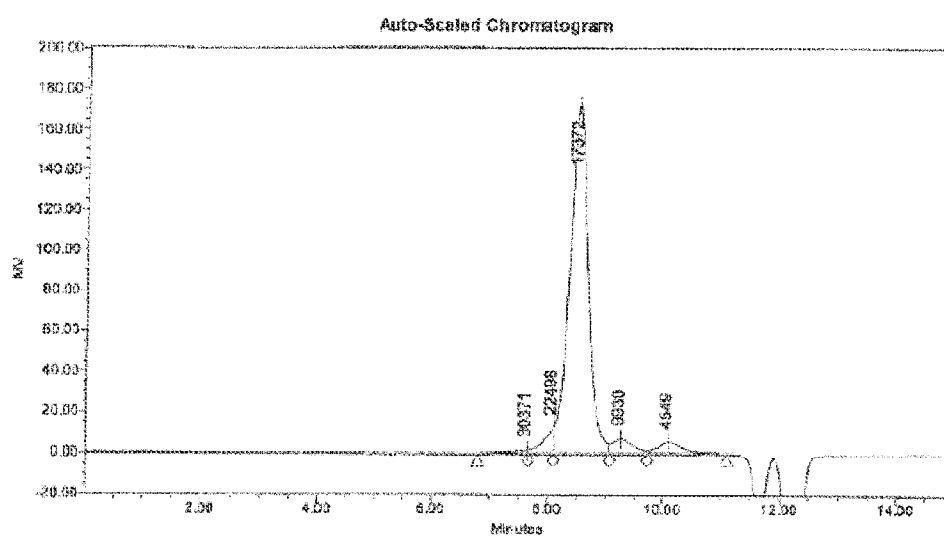
7/8



	% Area	Retention Time	Mp	
1	0.42	7.465	35.669	High MW product
3	99.14	8.404	17.643	4ARM-PEG-20K
4	0.44	9.251	9.653	HO-PEG(10K)-OH

FIG. 7

8/8



	% Area	Retention Time	Mp	
1	0.60	7.650	30.371	High MW product
2	3.33	8.100	22.498	High MW product
3	88.56	8.495	17.372	4ARM-PEG-20K
4	3.93	9.273	9.930	HO-PEG(10K)-OH
5	3.58	10.106	4.549	HO-PEG(5K)-OH

FIG. 8