

(12) PATENT
(19) AUSTRALIAN PATENT OFFICE

(11) Application No. AU 200030669 B2
(10) Patent No. 772947

(54) Title
Triazolo-pyridazine derivatives as ligands for GABA receptors

(51) ⁶ International Patent Classification(s)
C07D 487/04 031/5025
A61K A61P 025/00

(21) Application No: 200030669 (22) Application Date: 2000.01.19

(87) WIPO No: W000/44752

(30) Priority Data

(31) Number	(32) Date	(33) Country
9901743	1999.01.27	GB
9901744	1999.01.27	GB
9912429	1999.05.27	GB

(43) Publication Date : 2000.08.18
(43) Publication Journal Date : 2000.10.19
(44) Accepted Journal Date : 2004.05.13

(71) Applicant(s)
Merck Sharp and Dohme Limited

(72) Inventor(s)
William Robert Carling; Jose Luis Castro
Piniero; Richard Thomas Lewis; Kevin William
Moore; Leslie Joseph Street

(74) Agent/Attorney
SPRUSON and FERGUSON,GPO Box 3898,SYDNEY NSW 2001

(56) Related Art
WO 1998/004559

PCT

WORLD INTELLECTUAL PROPERTY ORGANIZATION
International Bureau

100

INTERNATIONAL APPLICATION PUBLISHED UNDER THE PATENT COOPERATION TREATY (PCT) -

(51) International Patent Classification 7 : C07D 487/04, A61K 31/5025, A61P 25/00 // (C07D 487/04, 249:00, 237:00)		A1	(11) International Publication Number: WO 00/44752
			(43) International Publication Date: 3 August 2000 (03.08.00)
(21) International Application Number: PCT/GB00/00183		(74) Agent: THOMPSON, John; Merck & Co., Inc., European Patent Department, Terlings Park, Eastwick Road, Harlow, Essex CM20 2QR (GB).	
(22) International Filing Date: 19 January 2000 (19.01.00)			
(30) Priority Data: 9901743.6 27 January 1999 (27.01.99) GB 9901744.4 27 January 1999 (27.01.99) GB 9912429.9 27 May 1999 (27.05.99) GB		(81) Designated States: AE, AL, AM, AT, AU, AZ, BA, BB, BG, BR, BY, CA, CH, CN, CR, CU, CZ, DE, DK, DM, EE, ES, FI, GB, GD, GE, GH, GM, HR, HU, ID, IL, IN, IS, JP, KE, KG, KP, KR, KZ, LC, LK, LR, LS, LT, LU, LV, MA, MD, MG, MK, MN, MW, MX, NO, NZ, PL, PT, RO, RU, SD, SE, SG, SI, SK, SL, TJ, TM, TR, TT, TZ, UA, UG, US, UZ, VN, YU, ZA, ZW, ARIPO patent (GH, GM, KE, LS, MW, SD, SL, SZ, TZ, UG, ZW), Eurasian patent (AM, AZ, BY, KG, KZ, MD, RU, TJ, TM), European patent (AT, BE, CH, CY, DE, DK, ES, FI, FR, GB, GR, IE, IT, LU, MC, NL, PT, SE), OAPI patent (BF, BJ, CF, CG, CI, CM, GA, GN, GW, ML, MR, NE, SN, TD, TG).	
(71) Applicant (for all designated States except US): MERCK SHARP & DOHME LIMITED [GB/GB]; Hertford Road, Hoddesdon, Hertfordshire EN11 9BU (GB).			
(72) Inventors; and (75) Inventors/Applicants (for US only): CARLING, William, Robert [GB/GB]; Terlings Park, Eastwick Road, Harlow, Essex CM20 2QR (GB). CASTRO PINIERO, Jose Luis [GB/GB]; Terlings Park, Eastwick Road, Harlow, Essex CM20 2QR (GB). LEWIS, Richard, Thomas [GB/GB]; Terlings Park, Eastwick Road, Harlow, Essex CM20 2QR (GB). MOORE, Kevin, William [GB/GB]; Terlings Park, Eastwick Road, Harlow, Essex CM20 2QR (GB). STREET, Leslie, Joseph [GB/GB]; Terlings Park, Eastwick Road, Harlow, Essex CM20 2QR (GB).		Published With international search report. Before the expiration of the time limit for amending the claims and to be republished in the event of the receipt of amendments.	
(54) Title: TRIAZOLO-PYRIDAZINE DERIVATIVES AS LIGANDS FOR GABA RECEPTORS			
(57) Abstract <p>A class of substituted 1,2,4-triazolo[4,3-b]pyridazine derivatives, possessing a difluoro- or trifluoro-substituted phenyl ring at the 3-position, a triazolyl-methoxy moiety at the 6-position, and a <i>tert</i>-butyl group at the 7-position, are selective ligands for GABA_A receptors, in particular having high affinity for $\alpha 2$ and/or $\alpha 3$ subunit thereof, and are accordingly of benefit in the treatment and/or prevention of disorders of the central nervous system, including anxiety and convulsions.</p>			

**TRIAZOLO-PYRIDAZINE DERIVATIVES AS LIGANDS FOR GABA
RECEPTORS**

The present invention relates to a class of substituted triazolo-
5 pyridazine derivatives and to their use in therapy. More particularly, this invention is concerned with substituted 1,2,4-triazolo[4,3-b]pyridazine derivatives which are ligands for GABA_A receptors and are therefore useful in the therapy of deleterious mental states.

Receptors for the major inhibitory neurotransmitter, gamma-
10 aminobutyric acid (GABA), are divided into two main classes: (1) GABA_A receptors, which are members of the ligand-gated ion channel superfamily; and (2) GABA_B receptors, which may be members of the G-protein linked receptor superfamily. Since the first cDNAs encoding individual GABA_A receptor subunits were cloned the number of known members of the
15 mammalian family has grown to include at least six α subunits, four β subunits, three γ subunits, one δ subunit, one ϵ subunit and two ρ subunits.

Although knowledge of the diversity of the GABA_A receptor gene family represents a huge step forward in our understanding of this ligand-
20 gated ion channel, insight into the extent of subtype diversity is still at an early stage. It has been indicated that an α subunit, a β subunit and a γ subunit constitute the minimum requirement for forming a fully functional GABA_A receptor expressed by transiently transfecting cDNAs into cells. As indicated above, δ , ϵ and ρ subunits also exist, but are
25 present only to a minor extent in GABA_A receptor populations.

Studies of receptor size and visualisation by electron microscopy conclude that, like other members of the ligand-gated ion channel family, the native GABA_A receptor exists in pentameric form. The selection of at least one α , one β and one γ subunit from a repertoire of seventeen allows
30 for the possible existence of more than 10,000 pentameric subunit combinations. Moreover, this calculation overlooks the additional

permutations that would be possible if the arrangement of subunits around the ion channel had no constraints (i.e. there could be 120 possible variants for a receptor composed of five different subunits).

Receptor subtype assemblies which do exist include, amongst many
5 others, $\alpha 1\beta 2\gamma 2$, $\alpha 2\beta 2/3\gamma 2$, $\alpha 3\beta \gamma 2/3$, $\alpha 2\beta \gamma 1$, $\alpha 5\beta 3\gamma 2/3$, $\alpha 6\beta \gamma 2$, $\alpha 6\beta \delta$ and $\alpha 4\beta \delta$. Subtype assemblies containing an $\alpha 1$ subunit are present in most areas of the brain and are thought to account for over 40% of GABA_A receptors in the rat. Subtype assemblies containing $\alpha 2$ and $\alpha 3$ subunits respectively
10 are thought to account for about 25% and 17% of GABA_A receptors in the rat. Subtype assemblies containing an $\alpha 5$ subunit are expressed predominantly in the hippocampus and cortex and are thought to represent about 4% of GABA_A receptors in the rat.

A characteristic property of all known GABA_A receptors is the presence of a number of modulatory sites, one of which is the
15 benzodiazepine (BZ) binding site. The BZ binding site is the most explored of the GABA_A receptor modulatory sites, and is the site through which anxiolytic drugs such as diazepam and temazepam exert their effect. Before the cloning of the GABA_A receptor gene family, the benzodiazepine binding site was historically subdivided into two subtypes, BZ1 and BZ2,
20 on the basis of radioligand binding studies. The BZ1 subtype has been shown to be pharmacologically equivalent to a GABA_A receptor comprising the $\alpha 1$ subunit in combination with a β subunit and $\gamma 2$. This is the most abundant GABA_A receptor subtype, and is believed to represent almost half of all GABA_A receptors in the brain.

25 Two other major populations are the $\alpha 2\beta \gamma 2$ and $\alpha 3\beta \gamma 2/3$ subtypes. Together these constitute approximately a further 35% of the total GABA_A receptor repertoire. Pharmacologically this combination appears to be equivalent to the BZ2 subtype as defined previously by radioligand binding, although the BZ2 subtype may also include certain $\alpha 5$ -containing
30 subtype assemblies. The physiological role of these subtypes has hitherto

been unclear because no sufficiently selective agonists or antagonists were known.

It is now believed that agents acting as BZ agonists at $\alpha 1\beta\gamma 2$, $\alpha 2\beta\gamma 2$ or $\alpha 3\beta\gamma 2$ subunits will possess desirable anxiolytic properties. Compounds which are modulators of the benzodiazepine binding site of the GABA_A receptor by acting as BZ agonists are referred to hereinafter as "GABA_A receptor agonists". The $\alpha 1$ -selective GABA_A receptor agonists alpidem and zolpidem are clinically prescribed as hypnotic agents, suggesting that at least some of the sedation associated with known anxiolytic drugs which act at the BZ1 binding site is mediated through GABA_A receptors containing the $\alpha 1$ subunit. Accordingly, it is considered that GABA_A receptor agonists which interact more favourably with the $\alpha 2$ and/or $\alpha 3$ subunit than with $\alpha 1$ will be effective in the treatment of anxiety with a reduced propensity to cause sedation. Also, agents which are antagonists or inverse agonists at $\alpha 1$ might be employed to reverse sedation or hypnosis caused by $\alpha 1$ agonists.

The compounds of the present invention, being selective ligands for GABA_A receptors, are therefore of use in the treatment and/or prevention of a variety of disorders of the central nervous system. Such disorders include anxiety disorders, such as panic disorder with or without agoraphobia, agoraphobia without history of panic disorder, animal and other phobias including social phobias, obsessive-compulsive disorder, stress disorders including post-traumatic and acute stress disorder, and generalized or substance-induced anxiety disorder; neuroses; convulsions; migraine; depressive or bipolar disorders, for example single-episode or recurrent major depressive disorder, dysthymic disorder, bipolar I and bipolar II manic disorders, and cyclothymic disorder; psychotic disorders including schizophrenia; neurodegeneration arising from cerebral ischemia; attention deficit hyperactivity disorder; and disorders of circadian rhythm, e.g. in subjects suffering from the effects of jet lag or shift work.

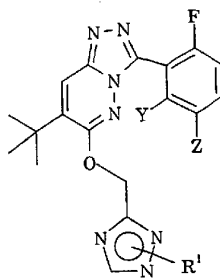
Further disorders for which selective ligands for GABA_A receptors may be of benefit include pain and nociception; emesis, including acute, delayed and anticipatory emesis, in particular emesis induced by chemotherapy or radiation, as well as post-operative nausea and vomiting; eating disorders including anorexia nervosa and bulimia nervosa; premenstrual syndrome; muscle spasm or spasticity, e.g. in paraplegic patients; and hearing loss. Selective ligands for GABA_A receptors may also be effective as pre-medication prior to anaesthesia or minor procedures such as endoscopy, including gastric endoscopy.

- 5
10 WO 98/04559 describes a class of substituted and 7,8-ring fused 1,2,4-triazolo[4,3-*b*]pyridazine derivatives which are stated to be selective ligands for GABA_A receptors beneficial in the treatment and/or prevention of neurological disorders including anxiety and convulsions.

- The present invention provides a class of triazolo-pyridazine derivatives which possess desirable binding properties at various GABA_A receptor subtypes. The compounds in accordance with the present invention have good affinity as ligands for the $\alpha 2$ and/or $\alpha 3$ subunit of the human GABA_A receptor. The compounds of this invention interact more favourably with the $\alpha 2$ and/or $\alpha 3$ subunit than with the $\alpha 1$ subunit.
- 15
20 Indeed, the compounds of the invention exhibit functional selectivity in terms of a selective efficacy for the $\alpha 2$ and/or $\alpha 3$ subunit relative to the $\alpha 1$ subunit.

- The compounds of the present invention are GABA_A receptor subtype ligands having a binding affinity (K_i) for the $\alpha 2$ and/or $\alpha 3$ subunit, as measured in the assay described hereinbelow, of less than 1 nM.
- 25
Furthermore, the compounds in accordance with this invention exhibit functional selectivity in terms of a selective efficacy for the $\alpha 2$ and/or $\alpha 3$ subunit relative to the $\alpha 1$ subunit. Moreover, the compounds according to the present invention possess interesting pharmacokinetic properties, notably in terms of improved oral bioavailability.
- 30

The present invention provides a compound of formula I, or a pharmaceutically acceptable salt thereof:



(I)

5 wherein

Y represents hydrogen and Z represents fluoro, or Y represents fluoro and Z represents hydrogen or fluoro; and

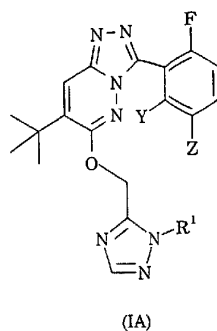
R¹ represents methyl or ethyl.

10 The compounds in accordance with the present invention are encompassed within the generic scope of WO 98/04559. There is, however, no specific disclosure therein of compounds corresponding to those of formula I as defined above.

For use in medicine, the salts of the compounds of formula I above will be pharmaceutically acceptable salts. Other salts may, however, be
 15 useful in the preparation of the compounds of formula I or of their pharmaceutically acceptable salts. Suitable pharmaceutically acceptable salts of the compounds of formula I include acid addition salts which may, for example, be formed by mixing a solution of the compound of formula I with a solution of a pharmaceutically acceptable acid such as hydrochloric
 20 acid, sulphuric acid, methanesulphonic acid, fumaric acid, maleic acid, succinic acid, acetic acid, benzoic acid, oxalic acid, citric acid, tartaric acid, carbonic acid or phosphoric acid.

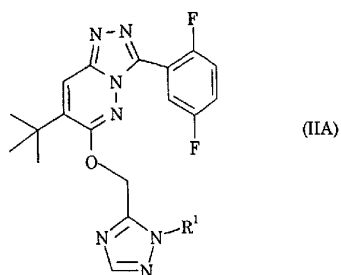
The present invention also provides a compound of formula I as depicted above, or a pharmaceutically acceptable salt thereof, wherein Y and Z both represent fluoro; and R¹ represents methyl or ethyl.

A particular sub-class of the compounds in accordance with the invention is represented by the compounds of formula IA, and pharmaceutically acceptable salts thereof:



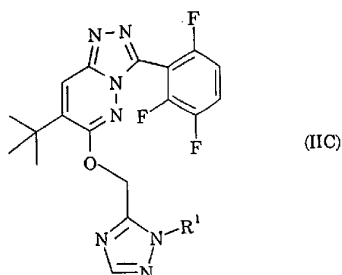
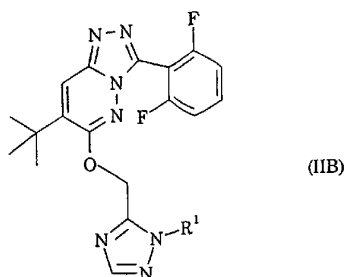
wherein Y, Z and R¹ are as defined above.

Specific sub-classes of the compounds in accordance with the invention are represented by the compounds of formula IIA, IIB and IIC, and pharmaceutically acceptable salts thereof:



15

- 7 -



wherein R¹ is as defined above.

- 5 In one embodiment of the compounds according to the invention, the moiety R¹ represents methyl.

In another embodiment of the compounds according to the invention, the moiety R¹ represents ethyl.

- Specific compounds within the scope of the present invention
- 10 include:
- 3-(2,5-difluorophenyl)-7-(1,1-dimethylethyl)-6-(2-methyl-2*H*-1,2,4-triazol-3-ylmethoxy)-1,2,4-triazolo[4,3-*b*]pyridazine;
- 3-(2,5-difluorophenyl)-7-(1,1-dimethylethyl)-6-(2-ethyl-2*H*-1,2,4-triazol-3-ylmethoxy)-1,2,4-triazolo[4,3-*b*]pyridazine;
- 15 3-(2,6-difluorophenyl)-7-(1,1-dimethylethyl)-6-(2-ethyl-2*H*-1,2,4-triazol-3-ylmethoxy)-1,2,4-triazolo[4,3-*b*]pyridazine;
- 7-(1,1-dimethylethyl)-6-(2-ethyl-2*H*-1,2,4-triazol-3-ylmethoxy)-3-(2,3,6-trifluorophenyl)-1,2,4-triazolo[4,3-*b*]pyridazine;

7-(1,1-dimethylethyl)-6-(2-methyl-2*H*-1,2,4-triazol-3-ylmethoxy)-3-(2,3,6-trifluorophenyl)-1,2,4-triazolo[4,3-*b*]pyridazine;

7-(1,1-dimethylethyl)-6-(1-methyl-1*H*-1,2,4-triazol-3-ylmethoxy)-3-(2,3,6-trifluorophenyl)-1,2,4-triazolo[4,3-*b*]pyridazine;

5 and pharmaceutically acceptable salts thereof.

Also provided by the present invention is a method for the treatment and/or prevention of anxiety which comprises administering to a patient in need of such treatment an effective amount of a compound of formula I as defined above or a pharmaceutically acceptable salt thereof.

10 According to another aspect, the invention provides the use of a compound of formula I as defined above or a pharmaceutically acceptable salt thereof for the manufacture of a medicament for the treatment and/or prevention of anxiety.

Also disclosed herein is a method for the treatment and/or prevention of convulsions (e.g. in a patient suffering from epilepsy or a related disorder) which 15 comprises administering to a patient in need of such treatment an effective amount of a compound of formula I as defined above or a pharmaceutically acceptable salt thereof.

The binding affinity (K_i) of the compounds according to the present invention for the $\alpha 3$ subunit of the human GABA_A receptor is conveniently as measured in the assay described hereinbelow. The $\alpha 3$ subunit binding affinity (K_i) of the compounds of the 20 invention is less than 1 nM.

The compounds according to the present invention elicit a selective potentiation of the GABA EC₂₀ response in stably transfected recombinant cell lines expressing the $\alpha 3$ subunit of the human GABA_A receptor relative to the potentiation of the GABA EC₂₀ response elicited in stably transfected recombinant cell lines expressing the $\alpha 1$ subunit of 25 the human GABA_A receptor.

The potentiation of the GABA EC₂₀ response in stably transfected cell lines expressing the $\alpha 3$ and $\alpha 1$ subunits of the human GABA_A receptor can conveniently be measured by procedures analogous to the protocol described in Wafford *et al.*, *Mol. Pharmacol.*, 1996, **50**, 670-678. The procedure will suitably be carried out utilising 30 cultures of stably transfected eukaryotic cells, typically of stably transfected mouse Ltk fibroblast cells.

The compounds according to the present invention exhibit anxiolytic activity, as may be demonstrated by a positive response in the elevated plus maze and conditioned suppression of drinking tests (cf. Dawson *et al.*, *Psychopharmacology*, 1995, 121, 109-117). Moreover, the compounds of
5 the invention are substantially non-sedating, as may be confirmed by an appropriate result obtained from the response sensitivity (chain-pulling) test (cf. Bayley *et al.*, *J. Psychopharmacol.*, 1996, 10, 206-213).

The compounds according to the present invention may also exhibit anticonvulsant activity. This can be demonstrated by the ability to block
10 pentylenetetrazole-induced seizures in rats and mice, following a protocol analogous to that described by Bristow *et al.* in *J. Pharmacol. Exp. Ther.*, 1996, 279, 492-501.

Since they elicit behavioural effects, the compounds of the invention plainly are brain-penetrant; in other words, these compounds are capable
15 of crossing the so-called "blood-brain barrier". Advantageously, the compounds of the invention are capable of exerting their beneficial therapeutic action following administration by the oral route.

The invention also provides pharmaceutical compositions comprising one or more compounds of this invention in association with a
20 pharmaceutically acceptable carrier. Preferably these compositions are in unit dosage forms such as tablets, pills, capsules, powders, granules, sterile parenteral solutions or suspensions, metered aerosol or liquid sprays, drops, ampoules, auto-injector devices or suppositories; for oral, parenteral, intranasal, sublingual or rectal administration, or for
25 administration by inhalation or insufflation. For preparing solid compositions such as tablets, the principal active ingredient is mixed with a pharmaceutical carrier, e.g. conventional tableting ingredients such as corn starch, lactose, sucrose, sorbitol, talc, stearic acid, magnesium stearate, dicalcium phosphate or gums, and other pharmaceutical
30 diluents, e.g. water, to form a solid preformulation composition containing a homogeneous mixture of a compound of the present invention, or a

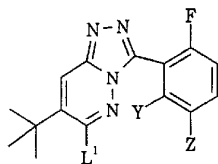
pharmaceutically acceptable salt thereof. When referring to these preformulation compositions as homogeneous, it is meant that the active ingredient is dispersed evenly throughout the composition so that the composition may be readily subdivided into equally effective unit dosage forms such as tablets, pills and capsules. This solid preformulation composition is then subdivided into unit dosage forms of the type described above containing from 0.1 to about 500 mg of the active ingredient of the present invention. Typical unit dosage forms contain from 1 to 100 mg, for example 1, 2, 5, 10, 25, 50 or 100 mg, of the active ingredient. The tablets or pills of the novel composition can be coated or otherwise compounded to provide a dosage form affording the advantage of prolonged action. For example, the tablet or pill can comprise an inner dosage and an outer dosage component, the latter being in the form of an envelope over the former. The two components can be separated by an enteric layer which serves to resist disintegration in the stomach and permits the inner component to pass intact into the duodenum or to be delayed in release. A variety of materials can be used for such enteric layers or coatings, such materials including a number of polymeric acids and mixtures of polymeric acids with such materials as shellac, cetyl alcohol and cellulose acetate.

The liquid forms in which the novel compositions of the present invention may be incorporated for administration orally or by injection include aqueous solutions, suitably flavoured syrups, aqueous or oil suspensions, and flavoured emulsions with edible oils such as cottonseed oil, sesame oil, coconut oil or peanut oil, as well as elixirs and similar pharmaceutical vehicles. Suitable dispersing or suspending agents for aqueous suspensions include synthetic and natural gums such as tragacanth, acacia, alginate, dextran, sodium carboxymethylcellulose, methylcellulose, polyvinyl-pyrrolidone or gelatin.

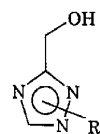
In the treatment of anxiety, a suitable dosage level is about 0.01 to 250 mg/kg per day, preferably about 0.05 to 100 mg/kg per day, and

especially about 0.05 to 5 mg/kg per day. The compounds may be administered on a regimen of 1 to 4 times per day.

The compounds of formula I as defined above may be prepared by a process which comprises reacting a compound of formula III with a
 5 compound of formula IV:



(III)



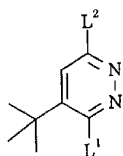
(IV)

wherein Y, Z and R¹ are as defined above, and L¹ represents a suitable
 10 leaving group.

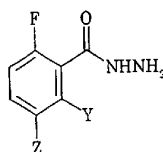
The leaving group L¹ is typically a halogen atom, especially chloro.

The reaction between compounds III and IV is conveniently effected by stirring the reactants in a suitable solvent, in the presence of a base. Typically, the solvent is *N,N*-dimethylformamide, and the base is a strong
 15 base such as sodium hydride. In one preferred embodiment, the solvent is dimethylsulfoxide, and the base is caesium carbonate. In another preferred embodiment, the solvent is 1-methyl-2-pyrrolidinone, and the base is sodium hydroxide, in which case the reaction is advantageously performed at a temperature in the region of 0°C.

20 The intermediates of formula III above may be prepared by reacting a compound of formula V with a substantially equimolar amount of a hydrazine derivative of formula VI:



(V)



(VI)

wherein Y, Z and L¹ are as defined above, and L² represents a suitable leaving group; followed, if necessary, by separation of the resulting

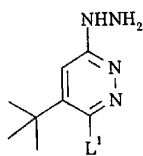
5 mixture of isomers by conventional means.

The leaving group L² is typically a halogen atom, especially chloro. In the intermediates of formula V, the leaving groups L¹ and L² may be the same or different, but are suitably the same, preferably both chloro.

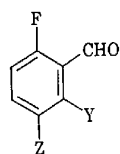
10 The reaction between compounds V and VI is conveniently effected by heating the reactants in the presence of a proton source such as triethylamine hydrochloride, typically at reflux in an inert solvent such as xylene or 1,4-dioxane.

Alternatively, the intermediates of formula III above may be prepared by reacting a hydrazine derivative of formula VII with an

15 aldehyde derivative of formula VIII:



(VII)



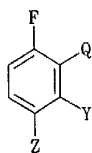
(VIII)

wherein Y, Z and L¹ are as defined above; followed by cyclization of the
20 intermediate Schiff's base thereby obtained.

The reaction between compounds VII and VIII is conveniently effected under acidic conditions, for example in the presence of a mineral acid such as hydrochloric acid. Cyclization of the resulting Schiff's base intermediate may then conveniently be carried out by treatment with
5 iron(III) chloride in a suitable solvent, e.g. an alcoholic solvent such as ethanol, at an elevated temperature, typically at a temperature in the region of 80°C.

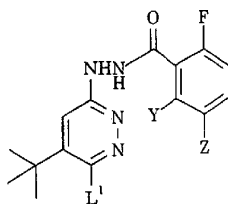
The intermediates of formula VII above may be prepared by reacting the appropriate compound of formula V as defined above with
10 hydrazine hydrate, typically in isobutyl alcohol at an elevated temperature, e.g. a temperature in the region of 90°C, or in 1,4-dioxane or ethanol at the reflux temperature of the solvent; followed, if necessary, by separation of the resulting mixture of isomers by conventional means.

In an alternative approach, the intermediates of formula III above
15 may be prepared by reacting the hydrazine derivative of formula VII as defined above with a compound of formula IX:



(IX)

20 wherein Y and Z are as defined above, and Q represents a reactive carboxylate moiety; followed, if necessary, by cyclization of the hydrazide derivative of formula X thereby obtained:



(X)

wherein Y, Z and L¹ are as defined above.

Suitable values for the reactive carboxylate moiety Q include esters,
 5 for example C₁₋₄ alkyl esters; acid anhydrides, for example mixed
 anhydrides with C₁₋₄ alkanolic acids; acid halides, for example acid
 chlorides; and acylimidazoles. Suitably, Q represents an acid chloride
 moiety.

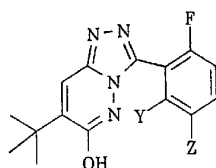
The reaction between compounds VII and IX is conveniently effected
 10 by heating in a solvent such as 1-methyl-2-pyrrolidinone to a temperature
 typically in the region of 160°C.

Alternatively, the reaction between compounds VII and IX may be
 effected under basic conditions, e.g. in the presence of triethylamine,
 suitably in an inert solvent such as diethyl ether, and typically at a
 15 temperature in the region of 0°C. Cyclization of the resulting compound of
 formula X may then conveniently be carried out by treatment with 1,2-
 dibromo-1,1,2,2-tetrachloroethane and triphenylphosphine, in the presence
 of a base such as triethylamine, suitably in an inert solvent such as
 acetonitrile, and typically at a temperature in the region of 0°C.

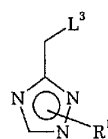
20 The reaction between compound V and hydrazine hydrate or
 compound VI will, as indicated above, possibly give rise to a mixture of
 isomeric products depending upon whether the hydrazine nitrogen atom
 displaces the leaving group L¹ or L². Thus, in addition to the required
 product of formula III, the isomeric compound wherein the hydrazine
 25 moiety displaces the leaving group L¹ will possibly be obtained to some

extent; and likewise for compound VII. For this reason it might be necessary to separate the resulting mixture of isomers by conventional methods such as chromatography.

- In another procedure, the compounds of formula I as defined above
 5 may be prepared by a process which comprises reacting a compound of formula XI (or its 1,2,4-triazolo[4,3-b]pyridazin-6-one tautomer) with a compound of formula XII:



(XI)



(XII)

10

wherein Y, Z and R¹ are as defined above, and L³ represents a suitable leaving group.

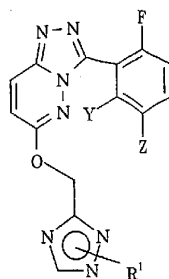
The leaving group L³ is suitably a halogen atom, typically chloro or bromo.

15

The reaction between compounds XI and XII is conveniently effected by stirring the reactants in a suitable solvent, typically *N,N*-dimethylformamide, in the presence of a strong base such as sodium hydride.

- The intermediate of formula XI above may conveniently be prepared
 20 by reacting a compound of formula III as defined above with an alkali metal hydroxide, e.g. sodium hydroxide. The reaction is conveniently effected in an inert solvent such as aqueous 1,4-dioxane, ideally at the reflux temperature of the solvent.

- In a further procedure, the compounds of formula I as defined above
 25 may be prepared by a process which comprises reacting trimethylacetic acid with a compound of formula XIII:



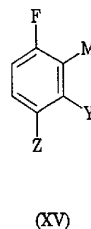
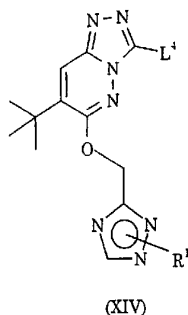
(XIII)

wherein Y, Z and R¹ are as defined above; in the presence of silver nitrate
5 and ammonium persulphate.

The reaction is conveniently carried out in a suitable solvent, for
example water or aqueous acetonitrile, optionally under acidic conditions,
e.g. using trifluoroacetic acid or sulphuric acid, typically at an elevated
temperature.

10 The intermediates of formula XIII correspond to the compounds of
formula I as defined above wherein the *tert*-butyl substituent at the 7-
position is absent, and they may therefore be prepared by methods
analogous to those described above for preparing the corresponding
compounds of formula I.

15 In a still further procedure, the compounds of formula I as defined
above may be prepared by a process which comprises reacting a compound
of formula XIV with a compound of formula XV:



wherein Y, Z and R¹ are as defined above, M represents -B(OH)₂ or -Sn(Alk)₃ in which Alk represents a C₁₋₆ alkyl group, typically *n*-butyl, and

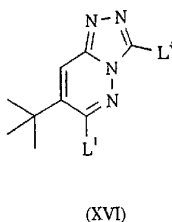
- 5 L⁴ represents a suitable leaving group; in the presence of a transition metal catalyst.

The leaving group L⁴ is suitably a halogen atom, e.g. bromo.

- A suitable transition metal catalyst of use in the reaction between compounds XIV and XV comprises dichlorobis(triphenylphosphine)-
10 palladium(II) or tetrakis(triphenylphosphine)palladium(0).

The reaction between compounds XIV and XV is conveniently effected in an inert solvent such as *N,N*-dimethylformamide, typically at an elevated temperature.

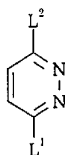
- The intermediates of formula XIV may be prepared by reacting a
15 compound of formula IV as defined above with a compound of formula XVI:



wherein L^1 and L^4 are as defined above; under conditions analogous to those described above for the reaction between compounds III and IV.

Where R^1 is methyl, the relevant intermediate of formula IV above may be prepared by the procedures described in EP-A-0421210, or by methods analogous thereto. Where R^1 is ethyl, the relevant intermediate of formula IV may conveniently be prepared by the method described in the accompanying Examples.

The intermediates of formula V above may be prepared by reacting trimethylacetic acid with a compound of formula XVII:



(XVII)

wherein L^1 and L^2 are as defined above; in the presence of silver nitrate and ammonium persulphate; under conditions analogous to those described above for the reaction between trimethylacetic acid and compound XIII.

Where they are not commercially available, the starting materials of formula VI, VIII, IX, XII, XV, XVI and XVII may be prepared by methods analogous to those described in the accompanying Examples, or by standard methods well known from the art.

During any of the above synthetic sequences it may be necessary and/or desirable to protect sensitive or reactive groups on any of the molecules concerned. This may be achieved by means of conventional protecting groups, such as those described in *Protective Groups in Organic Chemistry*, ed. J.F.W. McOmie, Plenum Press, 1973; and T.W. Greene & P.G.M. Wuts, *Protective Groups in Organic Synthesis*, John Wiley & Sons,

1991. The protecting groups may be removed at a convenient subsequent stage using methods known from the art.

The following Examples illustrate the preparation of compounds according to the invention.

- 5 The compounds in accordance with this invention potentially inhibit the binding of [³H]-flumazenil to the benzodiazepine binding site of human GABA_A receptors containing the $\alpha 2$ or $\alpha 3$ subunit stably expressed in Ltk-cells.

10 *Reagents*

- Phosphate buffered saline (PBS).
- Assay buffer: 10 mM KH₂PO₄, 100 mM KCl, pH 7.4 at room temperature.
- [³H]-Flumazenil (18 nM for $\alpha 1\beta 3\gamma 2$ cells; 18 nM for $\alpha 2\beta 3\gamma 2$ cells; 10 nM for $\alpha 3\beta 3\gamma 2$ cells) in assay buffer.
- 15 • Flunitrazepam 100 μ M in assay buffer.
- Cells resuspended in assay buffer (1 tray to 10 ml).

Harvesting Cells

- 20 Supernatant is removed from cells. PBS (approximately 20 ml) is added. The cells are scraped and placed in a 50 ml centrifuge tube. The procedure is repeated with a further 10 ml of PBS to ensure that most of the cells are removed. The cells are pelleted by centrifuging for 20 min at 3000 rpm in a benchtop centrifuge, and then frozen if desired. The pellets are resuspended in 10 ml of buffer per tray (25 cm x 25 cm) of cells.

25

Assay

Can be carried out in deep 96-well plates or in tubes. Each tube contains:

- 300 μ l of assay buffer.
- 30 • 50 μ l of [³H]-flumazenil (final concentration for $\alpha 1\beta 3\gamma 2$: 1.8 nM; for $\alpha 2\beta 3\gamma 2$: 1.8 nM; for $\alpha 3\beta 3\gamma 2$: 1.0 nM).

- 20 -

- 50 µl of buffer or solvent carrier (e.g. 10% DMSO) if compounds are dissolved in 10% DMSO (total); test compound or flunitrazepam (to determine non-specific binding), 10 µM final concentration.
- 100 µl of cells.

- 5 Assays are incubated for 1 hour at 40°C, then filtered using either a Tomtec or Brandel cell harvester onto GF/B filters followed by 3 x 3 ml washes with ice cold assay buffer. Filters are dried and counted by liquid scintillation counting. Expected values for total binding are 3000-4000 dpm for total counts and less than 200 dpm for non-specific binding if
- 10 using liquid scintillation counting, or 1500-2000 dpm for total counts and less than 200 dpm for non-specific binding if counting with meltilex solid scintillant. Binding parameters are determined by non-linear least squares regression analysis, from which the inhibition constant K_i can be calculated for each test compound.
- 15 The compounds of the accompanying Examples were tested in the above assay, and all were found to possess a K_i value for displacement of [^3H]-flumazenil from the $\alpha 2$ and/or $\alpha 3$ subunit of the human GABA_A receptor of less than 1 nM.

20 EXAMPLE 1

3-(2,5-Difluorophenyl)-7-(1,1-dimethylethyl)-6-(2-methyl-2H-1,2,4-triazol-3-ylmethoxy)-1,2,4-triazolo[4,3-b]pyridazine

25 a) 3,6-Dichloro-4-(1,1-dimethylethyl)pyridazine

- Concentrated sulfuric acid (53.6 ml, 1.0 mol) was added carefully to a stirred suspension of 3,6-dichloropyridazine (50.0 g, 0.34 mol) in water (1.25 l). This mixture was then heated to 70°C (internal temperature) before the addition of trimethylacetic acid (47.5 ml, 0.41 mol). A solution
- 30 of silver nitrate (11.4 g, 0.07 mol) in water (20 ml) was then added over approximately one minute. This caused the reaction mixture to become

milky in appearance. A solution of ammonium persulphate (230 g, 1.0 mol) in water (0.63 l) was then added over 20-30 minutes. The internal temperature rose to approximately 85°C. During the addition the product formed as a sticky precipitate. Upon complete addition the reaction was stirred for an additional 10 minutes, then allowed to cool to room temperature. The mixture was then poured onto ice and basified with concentrated aqueous ammonia, with the addition of more ice as required to keep the temperature below 10°C. The aqueous was extracted with dichloromethane (3 x 300 ml). The combined extracts were dried (MgSO₄), filtered and evaporated to give 55.8 g of crude product as an oil. This was purified by silica gel chromatography using 0-15% ethyl acetate in hexane as eluent to give 37.31 g (53%) of the desired compound. Data for the title compound: ¹H NMR (360 MHz, d₆-DMSO) δ 1.50 (9H, s), 7.48 (1H, s); MS (ES⁺) m/e 205 [MH]⁺, 207 [MH]⁺.

15

b) 3-Chloro-4-(1,1-dimethylethyl)-6-hydrazinylpyridazine

To a solution of 3,6-dichloro-4-(1,1-dimethylethyl)pyridazine (2.0 g, 9.76 mmol) in ethanol (30 ml) was added hydrazine hydrate (0.34 ml, 10.9 mmol) dropwise. The reaction mixture was heated at reflux for 18 h under an atmosphere of nitrogen. The solvent was removed under high vacuum to leave a residue to which was added 5N hydrochloric acid (50 ml). The solution obtained was washed with dichloromethane (20 ml) and the aqueous layer was poured on to a mixture of ice and aqueous ammonia. The resultant solid was collected by filtration and dried under vacuum to yield the title compound (1.2 g). Data for the title compound: ¹H NMR (360 MHz, DMSO) δ 1.39 (3H, t, J = 7.3 Hz), 4.35 (2H), 7.07 (1H, s), 8.07 (1H, s); MS (ES⁺) m/e 201, 203 [MH]⁺.

25

c) 6-Chloro-3-(2,5-difluorophenyl)-7-(1,1-dimethylethyl)-1,2,4-triazolo[4,3-b]pyridazine

To a slurry of 3-chloro-4-(1,1-dimethylethyl)-6-hydrazinylpyridazine (1.3 g, 6.5 mmol) in 0.1N hydrochloric acid (60 ml) was added 2,5-difluorobenzaldehyde (0.70 ml, 6.5 mmol) and the reaction mixture was stirred at room temperature for 30 minutes and then heated to 60°C for 40 minutes. The reaction mixture was allowed to cool and the resultant solid was collected by filtration, dried and dissolved in ethanol (60 ml). To this solution was added iron(III) chloride hexahydrate (5.4 g, 32.5 mmol) in ethanol (15 ml) dropwise over 10 minutes at 80°C. The reaction mixture was stirred at 80°C for 2 h, allowed to cool and the solvent removed by evaporation under vacuum. The residue was dissolved in dichloromethane (100 ml) and washed with water (3 x 100 ml), brine, dried (MgSO₄), filtered and concentrated under vacuum to yield the title compound (0.75 g). Data for the title compound: ¹H NMR (250 MHz, CDCl₃) δ 1.57 (9H, s), 7.22-7.29 (2H, m), 7.65-7.71 (1H, m), 8.19 (1H, s); MS (ES⁺) m/e 323 [MH]⁺.

d) 3-(2,5-Difluorophenyl)-7-(1,1-dimethylethyl)-6-(2-methyl-2H-1,2,4-triazol-3-ylmethoxy)-1,2,4-triazolo[4,3-b]pyridazine

To a solution of (2-methyl-2H-1,2,4-triazol-3-yl)methanol (0.069 g, 0.4 mmol) and 6-chloro-3-(2,5-difluorophenyl)-7-(1,1-dimethylethyl)-1,2,4-triazolo[4,3-b]pyridazine (0.10 g, 0.31 mmol) in DMF (10 ml) was added sodium hydride (0.015 g of a 60% dispersion in oil, 1.2 mol eq.) and the reaction mixture was stirred at room temperature for 40 minutes. After this time the reaction mixture was diluted with water (80 ml) and the solid that precipitated was collected by filtration and washed several times with water in the sinter funnel. The solid was recrystallised from ethyl acetate/hexane to give pure title compound (0.088 g, 65%). Data for the title compound: ¹H NMR (360 MHz, CDCl₃) δ 1.41 (9H, s), 3.89 (3H, s), 5.54 (2H, s), 7.23-7.26 (2H, m), 7.64 (1H, m), 7.91 (1H, s), 8.00 (1H, s); MS

(ES⁺) m/e 400 [MH]⁺. Anal. Found C, 57.36; H, 4.61; N, 24.60%.

C₁₉H₁₉F₂N₇O requires C, 57.14; H, 4.79; N, 24.55%.

EXAMPLE 2

5

3-(2,5-Difluorophenyl)-7-(1,1-dimethylethyl)-6-(2-ethyl-2H-1,2,4-triazol-3-ylmethoxy)-1,2,4-triazolo[4,3-b]pyridazine

a) (2-Ethyl-2H-1,2,4-triazol-3-yl)methanol

- 10 To a solution of 1,2,4-triazole (10 g, 0.145 mol) in DMF (150 ml) at room temperature was added sodium hydride (6.4 g of a 60% disp. in oil, 0.16 mol) in portions over 15 min. When the addition was complete, the reaction mixture was allowed to cool to room temperature, then cooled in an ice-bath and iodoethane (14 ml, 0.174 mol) was added dropwise over 10
- 15 mins. The reaction mixture was allowed to warm to room temperature and after stirring for 3 h the solvents were removed under high vacuum to leave a residue which was partitioned between water (300 ml) and ethyl acetate (3 x 300 ml). The combined organic layers were washed with saturated brine and dried (MgSO₄), filtered and concentrated under
- 20 vacuum to leave an oily residue which was purified by distillation (120°C @ ~20 mmHg) to give 1-ethyltriazole contaminated with ~15% DMF (2.4 g). The crude product (2.4 g, 0.025 mol) was dissolved in dry THF (35 ml), cooled to -40°C and n-butyllithium (16.2 ml of a 1.6 molar solution in hexane, 0.026 mol) was added slowly over 20 mins keeping the
- 25 temperature constant. DMF (2.03 ml, 0.026 mol) was then added and after 15 mins the reaction mixture was allowed to warm slowly to room temperature over 2 h. To the reaction mixture was added methanol (20 ml) followed by sodium borohydride (1 g, 0.026 mol) and the solution was allowed to stir for 14 h. The solvents were removed under vacuum and the
- 30 residue was partitioned between brine (50 ml) and dichloromethane (6 x 50 ml). The combined organic layers were dried (MgSO₄), filtered and

concentrated under vacuum to leave a residue which was purified by silica gel chromatography using 0-5% methanol in dichloromethane as eluent to give the title compound as an off-white solid (0.5 g, 3%). Data for the title compound: ¹H NMR (250 MHz, CDCl₃) δ 1.48 (3H, t, J = 7.3 Hz), 4.25 (2H, q, J = 7.3 Hz), 4.75 (2H, s), 5.14 (1H, br s), 7.78 (1H, s).

b) 3-(2,5-Difluorophenyl)-7-(1,1-dimethylethyl)-6-(2-ethyl-2H-1,2,4-triazol-3-ylmethoxy)-1,2,4-triazolo[4,3-b]pyridazine

This compound was prepared using the procedures described in Example 1 Steps a), b), c) and d) with (2-ethyl-2H-1,2,4-triazol-3-yl)methanol used instead of (2-methyl-2H-1,2,4-triazol-3-yl)methanol in Step c). Data for the title compound: ¹H NMR (360 MHz, CDCl₃) δ 1.40 (9H, s), 1.47 (3H, t, J = 7.3 Hz), 4.20 (2H, q, J = 14.6 & 7.3 Hz), 5.54 (2H, s), 7.23-7.27 (2H, m), 7.65 (1H, m), 7.94 (1H, s), 8.00 (1H, s); MS (ES⁺) m/e 414 [MH]⁺. Anal. Found C, 58.17; H, 5.01; N, 23.79%. C₂₀H₂₁F₂N₇O requires C, 58.10; H, 5.12; N, 23.72%.

EXAMPLE 3

20 3-(2,6-Difluorophenyl)-7-(1,1-dimethylethyl)-6-(2-ethyl-2H-1,2,4-triazol-3-ylmethoxy)-1,2,4-triazolo[4,3-b]pyridazine

a) 6-Chloro-3-(2,6-difluorophenyl)-7-(1,1-dimethylethyl)-1,2,4-triazolo[4,3-b]pyridazine

25 A mixture of 3,6-dichloro-4-(1,1-dimethylethyl)pyridazine (2 g, 9.75 mmol), 2,6-difluorobenzoic acid hydrazide (2.52 g, 14.6 mmol) (WO 95/24403) and triethylamine hydrochloride (2.01 g, 14.6 mmol) in 1,4-dioxane (10 ml) was stirred and heated at reflux for 3.5 days. Upon cooling, the volatiles were removed *in vacuo* and the residue was
30 triturated with dichloromethane. Any undissolved solid was removed by filtration. The residue was purified by chromatography on silica gel

eluting with 0%→25% ethyl acetate in dichloromethane to give the required product (0.42 g). Data for the title compound: ¹H NMR (250 MHz, CDCl₃) δ 1.57 (9H, s), 7.09-7.16 (2H, m), 7.51-7.63 (1H, m), 8.19 (1H, s); MS (ES⁺) m/e 323 [MH]⁺.

5

b) 3-(2,6-Difluorophenyl)-7-(1,1-dimethylethyl)-6-(2-ethyl-2H-1,2,4-triazol-3-ylmethoxy)-1,2,4-triazolo[4,3-b]pyridazine

This compound was prepared from 6-chloro-3-(2,6-difluorophenyl)-7-(1,1-dimethylethyl)-1,2,4-triazolo[4,3-b]pyridazine and (2-ethyl-2H-1,2,4-triazol-3-yl)methanol following the procedure (sodium hydride, DMF) described in WO 98/04559. Data for the title compound: m.p. 182°C; ¹H NMR (400 MHz, CDCl₃) δ 1.39-1.45 (12H, m), 4.10-4.16 (2H, m), 5.46 (2H, s), 7.09-7.15 (2H, m), 7.52-7.59 (1H, m), 7.92 (1H, s), 8.00 (1H, s); MS (ES⁺) m/e 414 [MH]⁺; Anal. Found: C, 58.19; H, 5.05; N, 23.80%. C₂₆H₂₁F₂N₇O requires: C, 58.10; H, 5.12; N, 23.72%.

15

EXAMPLE 4

7-(1,1-Dimethylethyl)-6-(2-ethyl-2H-1,2,4-triazol-3-ylmethoxy)-3-(2,3,6-trifluorophenyl)-1,2,4-triazolo[4,3-b]pyridazine

20

a) 6-Chloro-7-(1,1-dimethylethyl)-3-(2,3,6-trifluorophenyl)-1,2,4-triazolo[4,3-b]pyridazine

2,3,6-Trifluorobenzoyl chloride (4.0 g) was added dropwise to a cooled (15°C) solution of 3-chloro-4-(1,1-dimethylethyl)-6-hydrazinylpyridazine (4 g) in dry 1-methyl-2-pyrrolidinone (50 ml). After the addition the reaction mixture was heated at 160°C for 24 h. The reaction mixture was cooled to room temperature, diluted with ethyl acetate (200 ml), and washed twice with water (200 ml). The organic phase was separated, dried (sodium sulfate), and evaporated at reduced pressure. The residue was crystallised from dichloromethane on dilution

25

30

with diethyl ether to afford the title compound (5.3 g) as a colourless solid.
¹H NMR (400 MHz, DMSO-*d*₆) δ 1.52 (9H, s), 7.50 (1H, m), 7.92 (1H, m),
8.45 (1H, s); MS (ES⁺) *m/z* 341/343 [MH]⁺.

5 b) (2-Ethyl-2H-1,2,4-triazol-3-yl)methanol: alternative procedure

- 1,2,4-Triazole (100.0 g, 1.45 mol) in anhydrous THF (950 ml) was cooled to 0°C and 1,8-diazabicyclo[5.4.0]undec-7-ene (DBU) (220 g, 1.45 mol) was added in one portion. The reaction mixture was stirred for 30 min until complete dissolution was observed. Whilst maintaining the
10 ice/water cooling bath, iodoethane (317 g, 2.03 mol) was added dropwise over a 15 min period resulting in an internal temperature rise to 30°C. The reaction was stirred at room temperature for 16 h, after which the DBU hydroiodide was removed by filtration. The filtrate was cooled to -75°C under an atmosphere of dry nitrogen. Hexyllithium (458 ml of 33%
15 solution in hexanes) was added dropwise over 25 min keeping the internal temperature below -55°C. The reaction mixture was aged for 30 min (back to -75°C) and then dry *N,N*-dimethylformamide (108 ml, 1.39 mol) was added dropwise over 10 min maintaining internal temperature below -60°C. The reaction mixture was aged at -70°C for 90 min, then allowed to
20 warm to 0°C over 30 min. Ethanol (340 ml) was added over 10 min. Sodium borohydride (26.3 g, 0.695 mol) was then added portionwise maintaining the internal temperature below 6°C. After the addition the reaction mixture was allowed to warm to room temperature and stirred for 1 h. 2M H₂SO₄ (200 ml) was then added slowly with caution and the
25 mixture stirred at room temperature for 20 h. The reaction mixture was concentrated to 675 ml and sodium sulfate (135 g) was added in one portion. The reaction mixture was warmed to 35°C and stirred for 15 min. The solution was extracted with warm (45°C) isobutyl alcohol (2 x 675 ml). The combined organic fractions were concentrated under reduced pressure
30 to a volume of approximately 450 ml at which point the product

crystallised. Heptane (1.125 l) was added and the slurry concentrated under reduced pressure to remove most of the isobutyl alcohol. Heptane was added to give a final slurry volume of 680 ml. After cooling to 0°C, filtration gave the title compound (137 g, 74% from 1,2,4-triazole). ¹H NMR as for Example 2 Step a).

c) 7-(1,1-Dimethylethyl)-6-(2-ethyl-2H-1,2,4-triazol-3-ylmethoxy)-3-(2,3,6-trifluorophenyl)-1,2,4-triazolo[4,3-b]pyridazine

To the product of Step a) (2.60 g) and the foregoing product (1.0 g) in dry dimethylsulfoxide (10 ml) was added caesium carbonate (3.05 g), and the mixture stirred at 50°C under an atmosphere of dry nitrogen for 24 hours. On cooling to room temperature, the mixture was partitioned between ethyl acetate and water. The organic phase was separated, washed with water, evaporated at reduced pressure, and the residue chromatographed on silica gel (eluent 2.5% methanol-dichloromethane). The product was crystallised from ethyl acetate/diethyl ether/isohexane, to afford the title compound as a colourless solid. ¹H NMR (400 MHz, DMSO-*d*₆) δ 1.26 (3H, t, J = 7.1 Hz), 1.38 (9H, s), 4.10 (2H, q, J = 7.1 Hz), 5.53 (2H, s), 7.46 (1H, m), 7.88 (1H, m), 7.94 (1H, s), 8.18 (1H, s); MS (ES⁺) *m/z* 432 [MH]⁺.

EXAMPLE 5

7-(1,1-Dimethylethyl)-6-(2-methyl-2H-1,2,4-triazol-3-ylmethoxy)-3-(2,3,6-trifluorophenyl)-1,2,4-triazolo[4,3-b]pyridazine

To the product of Example 4 Step a) (2.67 g) and (2-methyl-2H-1,2,4-triazol-3-yl)methanol (prepared as described in EP-A-421210) (0.93 g) in dry dimethylsulfoxide (10 ml) was added caesium carbonate (3.14 g), and the mixture stirred at 50°C under an atmosphere of dry nitrogen for 24 hours. On cooling to room temperature, the mixture was partitioned between ethyl acetate and water. The organic phase was separated,

washed with water, evaporated at reduced pressure, and the residue chromatographed on silica gel (eluent 2.5% methanol-dichloromethane).

The product was crystallised from ethyl acetate/diethyl ether/isohexane, to afford the title compound as a colourless solid. ¹H NMR (500 MHz, DMSO-*d*₆) δ 1.39 (9H, s), 3.74 (3H, s), 5.50 (2H, s), 7.46 (1H, m), 7.88 (1H, m), 7.90 (1H, s), 8.17 (1H, s); MS (ES⁺) *m/z* 418 [MH]⁺.

EXAMPLE 6

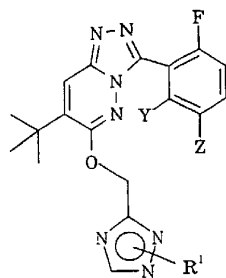
10 7-(1,1-Dimethylethyl)-6-(1-methyl-1*H*-1,2,4-triazol-3-ylmethoxy)-3-(2,3,6-trifluorophenyl)-1,2,4-triazolo[4,3-*b*]pyridazine

To the product of Example 4 Step a) (0.559 g) and (1-methyl-1*H*-1,2,4-triazol-3-yl)methanol (prepared as described in EP-A-421210) (0.20 g) in dry dimethylsulfoxide (2 ml) was added caesium carbonate (0.67 g),
15 and the mixture stirred at 60°C under an atmosphere of dry nitrogen for 48 hours. On cooling to room temperature, the mixture was partitioned between ethyl acetate and water. The organic phase was separated, washed with water, evaporated at reduced pressure, and the residue chromatographed on silica gel (eluent 2% methanol-dichloromethane).
20 The product was crystallised from ethyl acetate/diethyl ether, to afford the title compound as a colourless solid. ¹H NMR (400 MHz, DMSO-*d*₆) δ 1.39 (9H, s), 3.85 (3H, s), 5.30 (2H, s), 7.46 (1H, m), 7.86 (1H, m), 8.14 (1H, s), 8.46 (1H, s); MS (ES⁺) *m/z* 418 [MH]⁺.

CLAIMS:

1. A compound of formula I, or a pharmaceutically acceptable salt thereof:

5



(I)

wherein

Y represents hydrogen and Z represents fluoro, or Y represents fluoro and Z represents hydrogen or fluoro; and

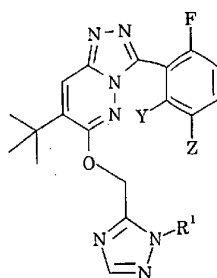
10 R¹ represents methyl or ethyl.

2. A compound of formula I as depicted in claim 1, or a pharmaceutically acceptable salt thereof, wherein Y and Z both represent fluoro; and R¹ represents methyl or ethyl.

15

3. A compound as claimed in claim 1 represented by formula IA, and pharmaceutically acceptable salts thereof:

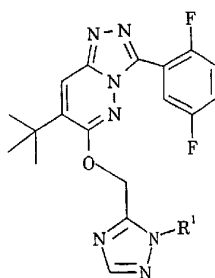
- 30 -



(IA)

wherein Y, Z and R¹ are as defined in claim 1.

- 5 4. A compound as claimed in claim 3 represented by formula IIA, and pharmaceutically acceptable salts thereof:

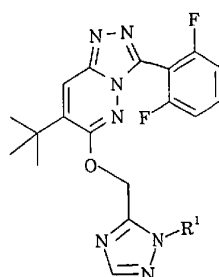


(IIA)

- 10 wherein R¹ is as defined in claim 1.

5. A compound as claimed in claim 3 represented by formula IIB, and pharmaceutically acceptable salts thereof:

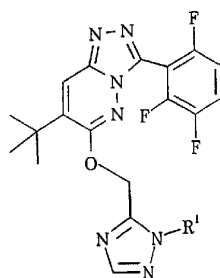
- 31 -



(IIB)

wherein R¹ is as defined in claim 1.

- 5 6. A compound as claimed in claim 3 represented by formula IIC, and pharmaceutically acceptable salts thereof:



(IIC)

- 10 wherein R¹ is as defined in claim 1.

7. A compound as claimed in any one of the preceding claims wherein R¹ represents methyl.

8. A compound as claimed in any one of claims 1 to 6 wherein R¹ represents ethyl.

9. A compound selected from:

3-(2,5-difluorophenyl)-7-(1,1-dimethylethyl)-6-(2-methyl-2*H*-1,2,4-triazol-3-ylmethoxy)-1,2,4-triazolo[4,3-*b*]pyridazine;

3-(2,5-difluorophenyl)-7-(1,1-dimethylethyl)-6-(2-ethyl-2*H*-1,2,4-triazol-3-ylmethoxy)-1,2,4-triazolo[4,3-*b*]pyridazine;

and pharmaceutically acceptable salts thereof.

10. A compound selected from:

3-(2,6-difluorophenyl)-7-(1,1-dimethylethyl)-6-(2-ethyl-2*H*-1,2,4-triazol-3-ylmethoxy)-1,2,4-triazolo[4,3-*b*]pyridazine;

and pharmaceutically acceptable salts thereof.

11. A compound selected from:

7-(1,1-dimethylethyl)-6-(2-ethyl-2*H*-1,2,4-triazol-3-ylmethoxy)-3-(2,3,6-trifluorophenyl)-1,2,4-triazolo[4,3-*b*]pyridazine;

7-(1,1-dimethylethyl)-6-(2-methyl-2*H*-1,2,4-triazol-3-ylmethoxy)-3-(2,3,6-trifluorophenyl)-1,2,4-triazolo[4,3-*b*]pyridazine;

7-(1,1-dimethylethyl)-6-(1-methyl-1*H*-1,2,4-triazol-3-ylmethoxy)-3-(2,3,6-trifluorophenyl)-1,2,4-triazolo[4,3-*b*]pyridazine;

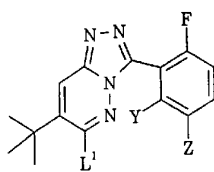
and pharmaceutically acceptable salts thereof.

12. A pharmaceutical composition comprising a compound of formula I as defined in any one of claims 1 to 11 or a pharmaceutically acceptable salt thereof in association with a pharmaceutically acceptable carrier.

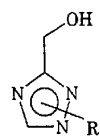
13. The use of a compound of formula I as defined in any one of claims 1 to 11 or a pharmaceutically acceptable salt thereof for the manufacture of a medicament for the treatment and/or prevention of anxiety.

14. A process for the preparation of a compound as claimed in claim 1, which comprises:

- 5 (A) reacting a compound of formula III with a compound of formula IV:



(III)

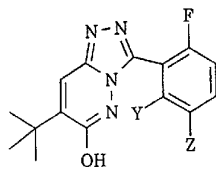


(IV)

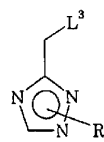
- 10 wherein Y, Z and R¹ are as defined in claim 1, and L¹ represents a suitable leaving group; or

- (B) reacting a compound of formula XI (or its 1,2,4-triazolo[4,3-b]pyridazin-6-one tautomer) with a compound of formula XII:

15



(XI)

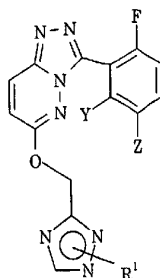


(XII)

wherein Y, Z and R¹ are as defined in claim 1, and L³ represents a suitable leaving group; or

20

(C) reacting trimethylacetic acid with a compound of formula XIII:

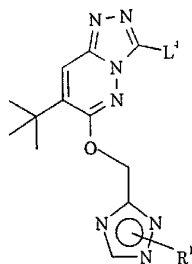


(XIII)

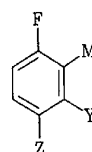
5 wherein Y, Z and R¹ are as defined in claim 1; in the presence of silver nitrate and ammonium persulphate; or

(D) reacting a compound of formula XIV with a compound of formula XV:

10



(XIV)



(XV)

wherein Y, Z and R¹ are as defined in claim 1, M represents -B(OH)₂ or -Sn(Alk)₃ in which Alk represents a C₁₋₆ alkyl group, and L⁴ represents a suitable leaving group; in the presence of a transition metal catalyst.

15

15. A method for the treatment and/or prevention of anxiety which comprises administering to a patient in need of such treatment an effective amount of a compound of formula I as defined in any one of claims 1 to 11 or a pharmaceutically acceptable salt thereof, or a composition according to claim 12.

16. A process for preparing a compound of formula I as defined in claim 1, substantially as hereinbefore described with reference to any one of the examples.

17. A compound of formula I as defined in claim 1, produced according to the process of claim 14 or 16.

Dated 19 June, 2003
Merck Sharp & Dohme Limited

Patent Attorneys for the Applicant/Nominated Person
SPRUSON & FERGUSON

