



US00D372830S

**United States Patent** [19]  
**Gaitley et al.**

[11] **Patent Number:** **Des. 372,830**  
[45] **Date of Patent:** **\*\*Aug. 20, 1996**

[54] **FITTED QUILTED SHEET**

[76] Inventors: **Dennis Gaitley; Colleen M. Gaitley,**  
both of 141 Hampden Rd., Upper  
Darby, Pa. 19082

[\*\*] Term: **14 Years**

[21] Appl. No.: **39,836**

[22] Filed: **Jun. 6, 1995**

**Related U.S. Application Data**

- [63] Continuation of Ser. No. 16,346, Dec. 14, 1993, abandoned,  
which is a continuation of Ser. No. 747,098, Aug. 19, 1991,  
abandoned.  
[52] U.S. Cl. .... **D6/602; D6/596**  
[58] Field of Search ..... **D6/595, 596, 602,**  
**D6/603; 5/497, 496**

[56] **References Cited**

**U.S. PATENT DOCUMENTS**

2,942,280	6/1960	May, Jr. ....	5/497
3,020,566	2/1962	Anderson et al. ....	D6/602
3,962,739	6/1976	Crockett ....	5/497
4,042,986	8/1977	Goodman et al. ....	5/500
4,074,107	2/1978	Moss ....	219/212
4,651,370	3/1987	Vitale ....	5/407
4,754,514	7/1988	Limb et al. ....	5/502

4,839,934	6/1989	Rojas .....	5/502
4,899,408	2/1990	Illingworth .....	5/496
5,046,207	9/1991	Chamberlain .....	5/496

*Primary Examiner*—Lisa P. Lichtenstein  
*Attorney, Agent, or Firm*—Duane, Morris & Heckscher

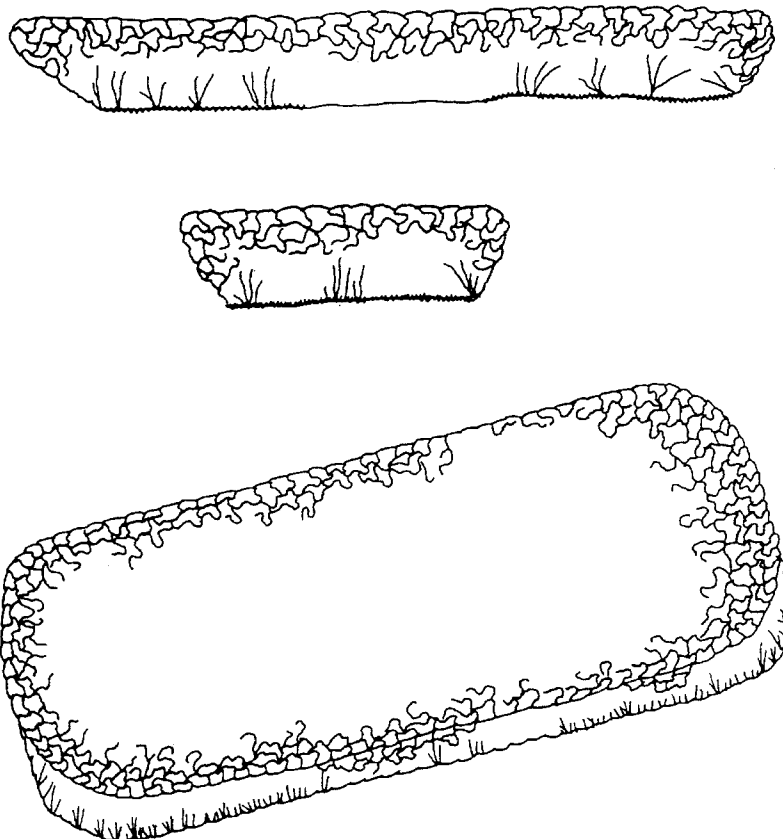
[57] **CLAIM**

The ornamental design for a fitted quilted sheet, as shown  
and described.

**DESCRIPTION**

FIG. 1 is a side elevational view of a fitted quilted sheet,  
showing our new design, the opposite side being a mirror  
image of that shown;  
FIG. 2 is a front elevational view thereof, the rear being a  
mirror image of that shown;  
FIG. 3 is a bottom and side perspective view thereof;  
FIG. 4 is a bottom plan view thereof;  
FIG. 5 is a top and side perspective view thereof, shown on  
a mattress;  
FIG. 6 is a bottom and side perspective view of FIG. 5; and,  
FIG. 7 is a bottom and side perspective view thereof.  
The quilt pattern fragmentarily shown in FIGS. 1-7, is  
understood to extend throughout the sheet. The broken line  
showing of a mattress is for illustrative purposes only and  
forms no part of the claimed design.

**1 Claim, 4 Drawing Sheets**



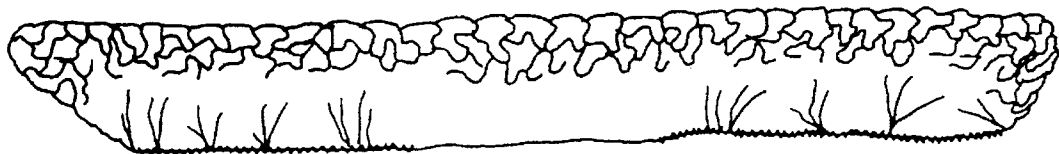


FIG. 1



FIG. 2

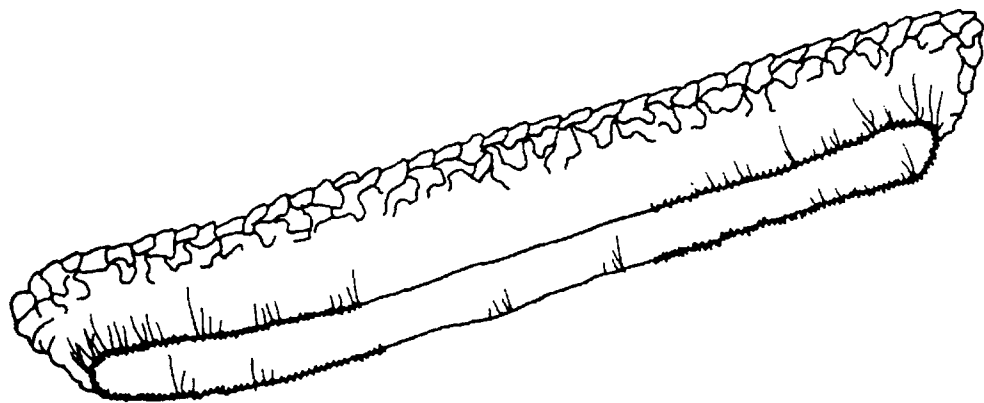


FIG. 3

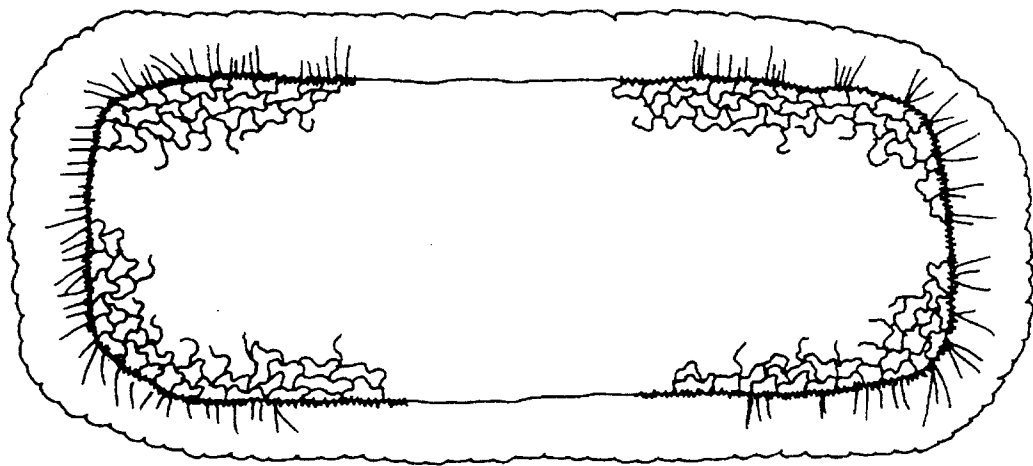


FIG. 4

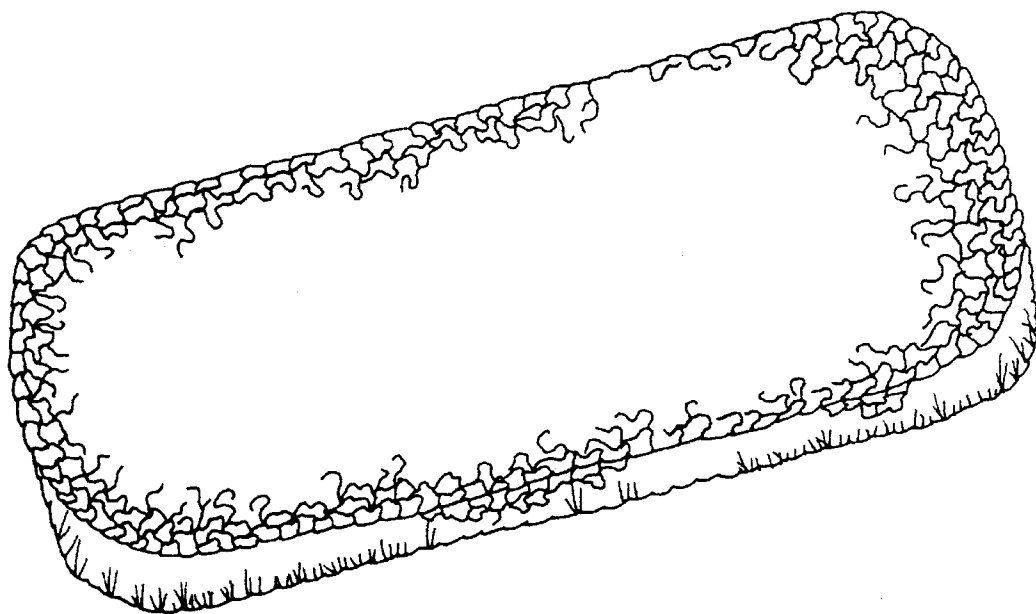


FIG. 5

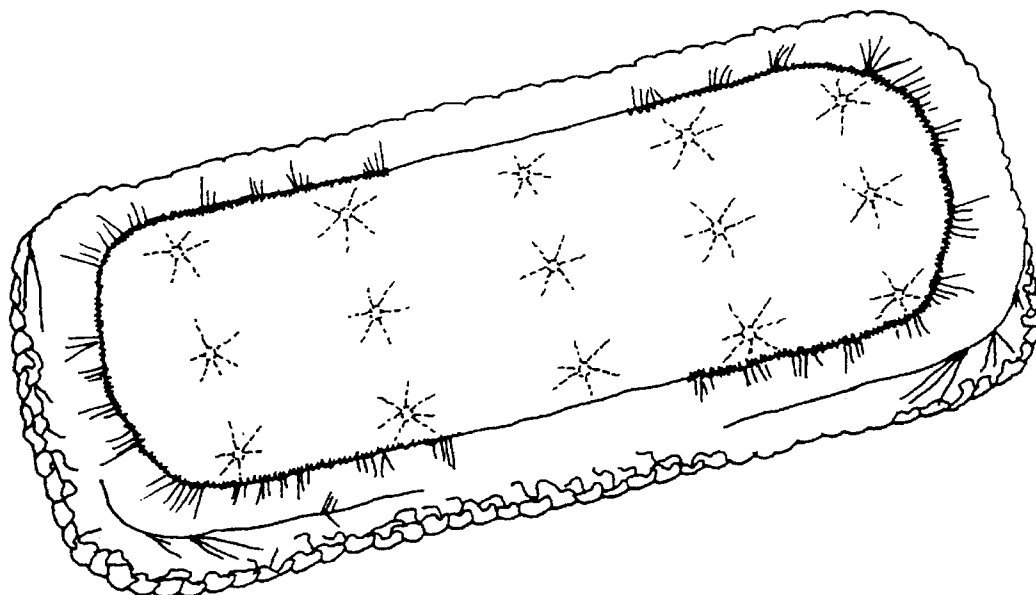


FIG. 6

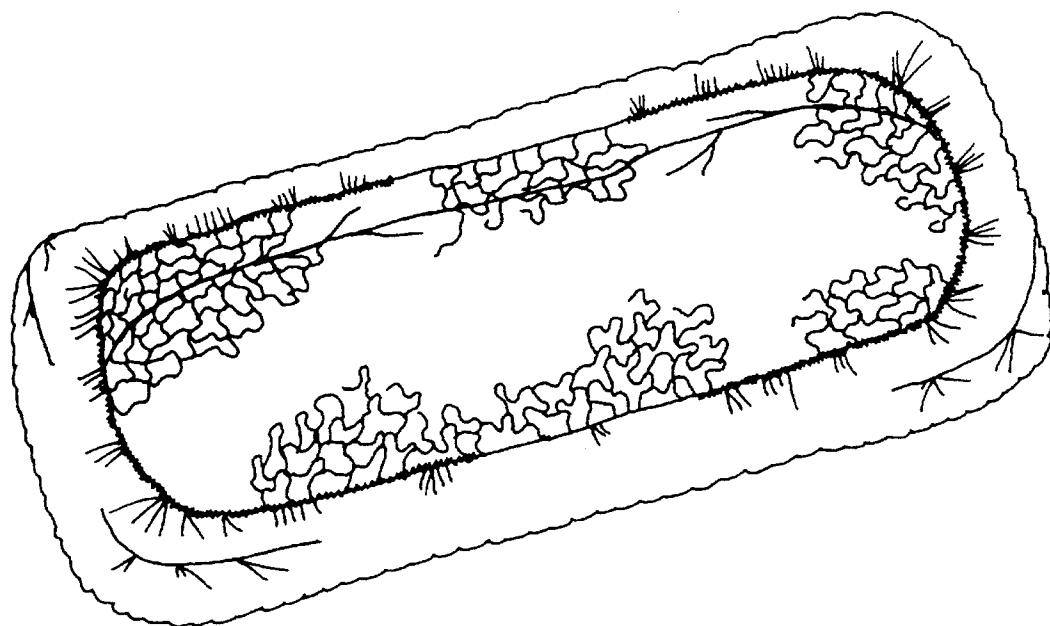


FIG. 7