



US00D562959S

(12) **United States Design Patent**  
**Burns et al.**

(10) **Patent No.:** **US D562,959 S**

(45) **Date of Patent:** **\*\* Feb. 26, 2008**

(54) **CHIMNEY CAP**

(75) Inventors: **Sean Daniel Burns**, Lakeville, MN  
(US); **William A. Dalsin**, Lakeville,  
MN (US)

(73) Assignee: **Bernard Dalsin Manufacturing  
Company**, Farmington, MN (US)

(\*\*) Term: **14 Years**

(21) Appl. No.: **29/223,901**

(22) Filed: **Feb. 22, 2005**

(51) **LOC (8) Cl.** ..... **23-04**

(52) **U.S. Cl.** ..... **D23/374**

(58) **Field of Classification Search** ..... D23/374,  
D23/393-394; 454/4, 15, 13-14, 17-18  
See application file for complete search history.

(56) **References Cited**

**U.S. PATENT DOCUMENTS**

D503,471 S 3/2005 Huta  
D535,010 S \* 1/2007 Arnold, Jr. .... D23/273

**FOREIGN PATENT DOCUMENTS**

CA 2 448 369 5/2004

\* cited by examiner

*Primary Examiner*—Lisa P Lichtenstein

(74) *Attorney, Agent, or Firm*—Fredrikson & Byron, P.A.

(57) **CLAIM**

The ornamental design for a chimney cap, as shown and described.

**DESCRIPTION**

FIG. 1 is a perspective view of an alternate embodiment of the chimney cap of our design shown in its ordinary environment, mounted on a chimney;

FIG. 2 is a side view of the alternate embodiment of the chimney cap of our design, the opposite side and the adjacent right and left sides being a mirror image;

FIG. 3 is a top view thereof; and,

FIG. 4 is a bottom view thereof.

The broken line showing of a chimney is included for the purpose of illustrating environmental structure and forms no part of the claimed design.

**1 Claim, 3 Drawing Sheets**

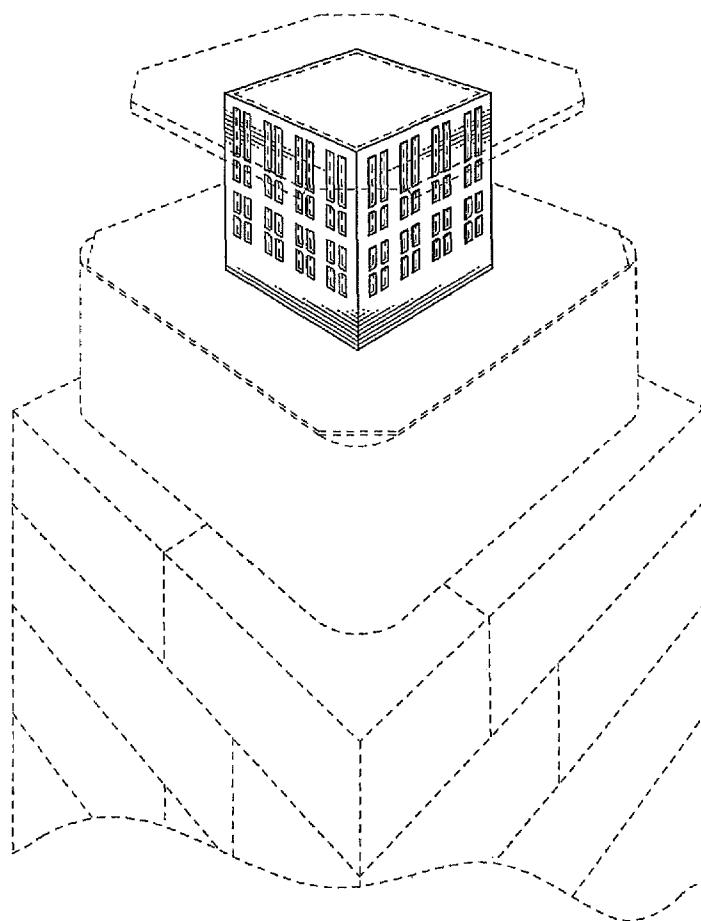
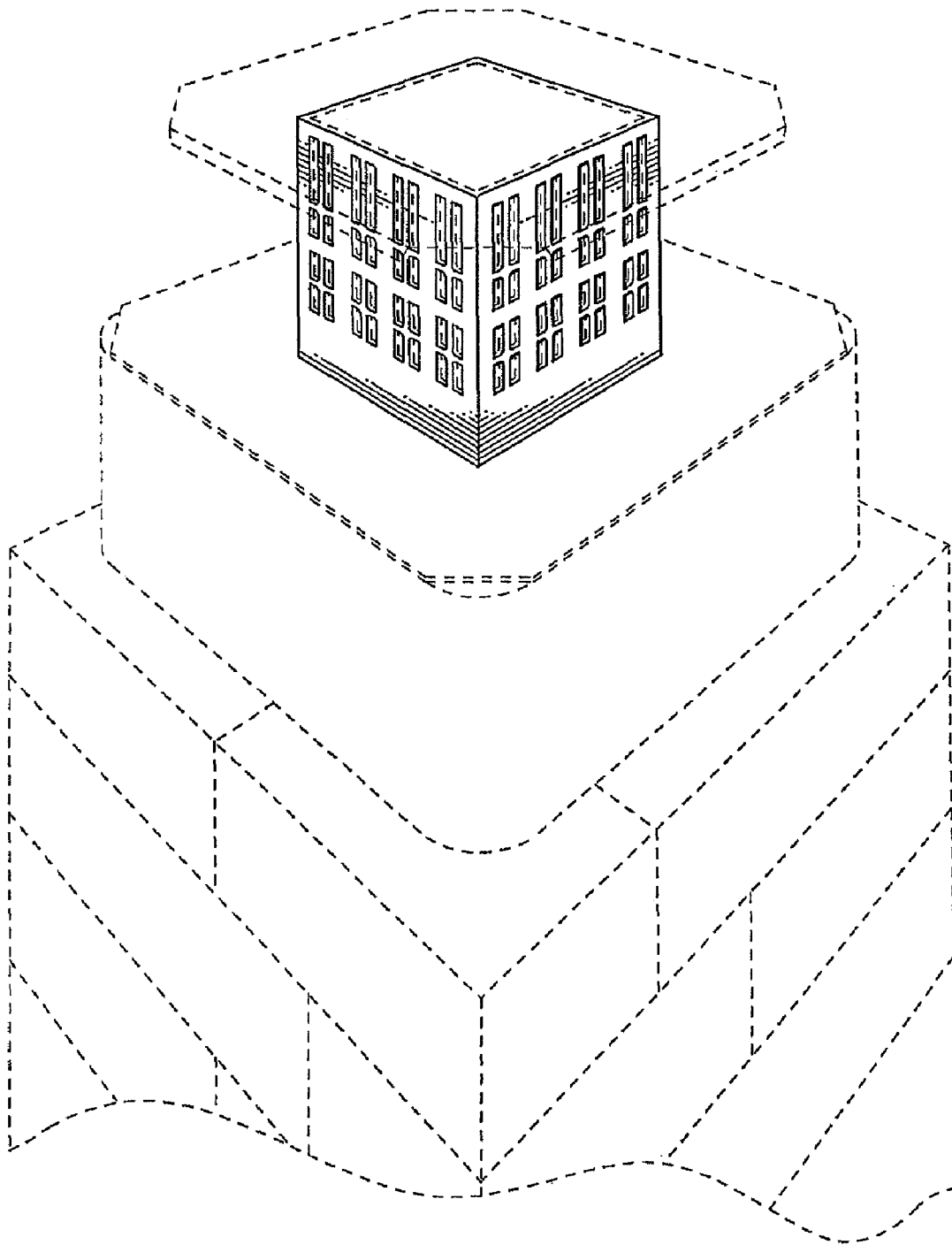
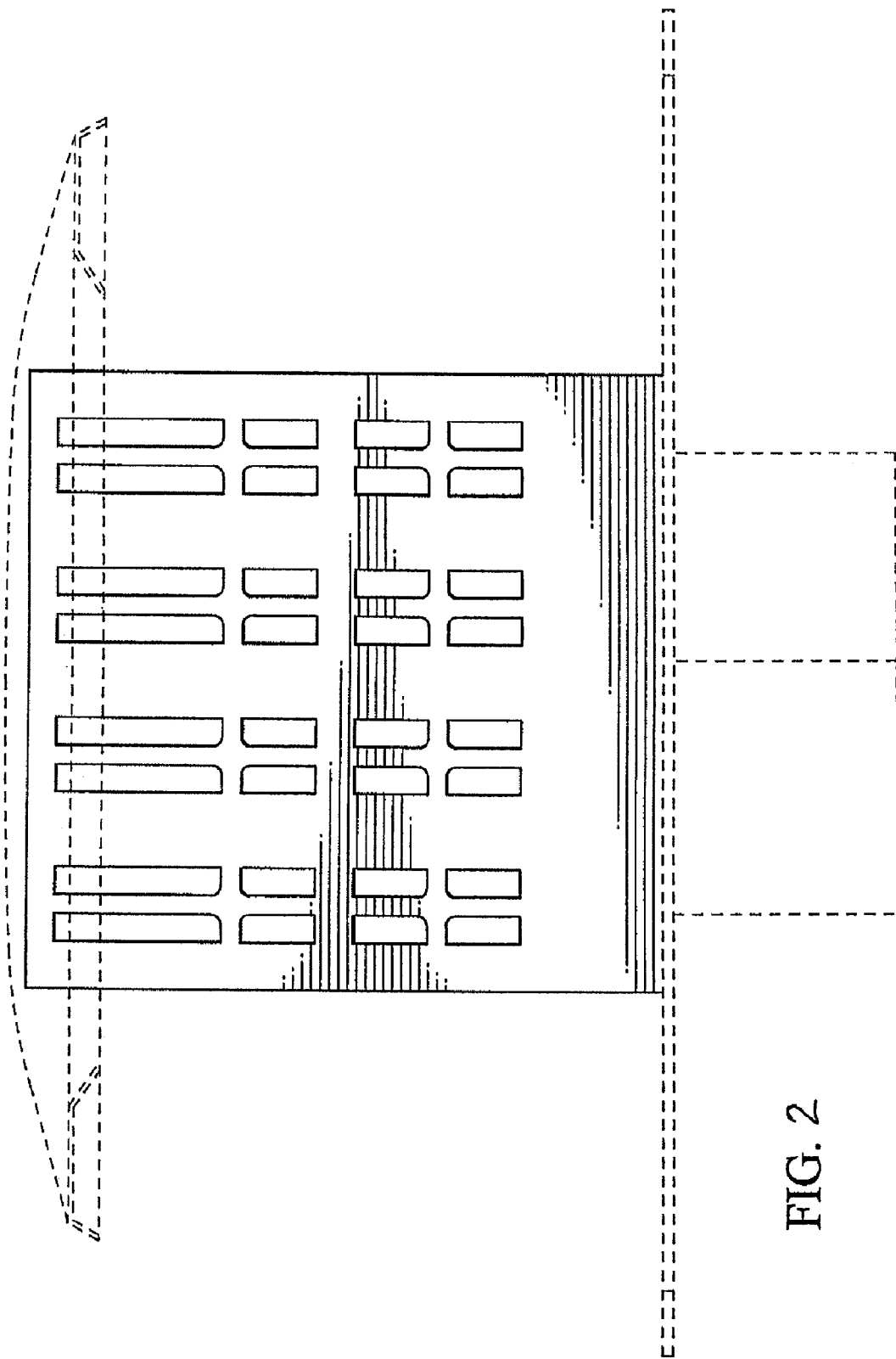


FIG. 1





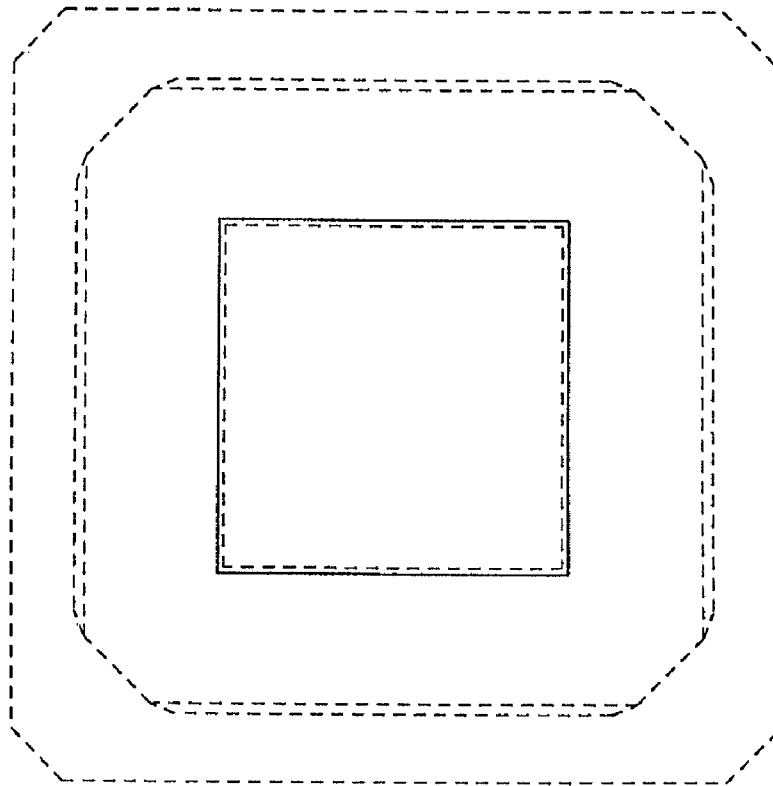


FIG. 3

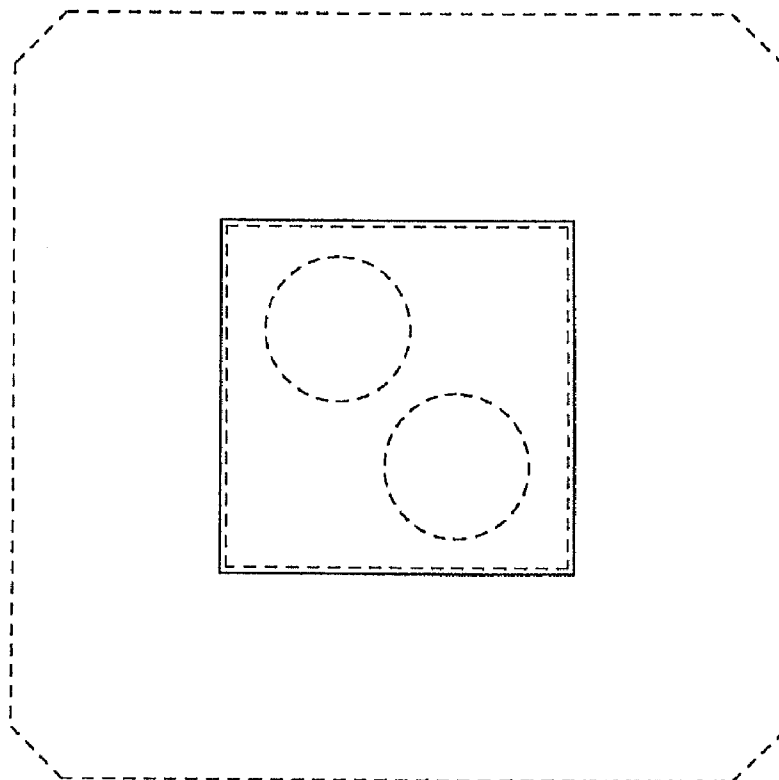


FIG. 4