United States Patent [19]

Shim

[11] **Patent Number: Des. 308,380**

[45] **Date of Patent: ** Jun. 5, 1990**

[54] **REMOTE CONTROLLER**

[75] Inventor: **Kue S. Shim**, Seoul, Rep. of Korea

[73] Assignee: **Gold Star Co., Ltd.**, Seoul, Rep. of Korea

[**] Term: **14 Years**

[21] Appl. No.: **108,804**

[22] Filed: **Oct. 14, 1987**

[30] **Foreign Application Priority Data**

Apr. 21, 1987 [KR] Rep. of Korea 5748/1987

[52] **U.S. Cl.** **D14/218**

[58] **Field of Search** D14/217, 218, 299; 455/151, 352-355, 601-603, 605; 358/194.1; D13/32; D18/6, 7

[56] **References Cited**

U.S. PATENT DOCUMENTS

D. 275,754	10/1984	Matsuda et al.	D14/218
D. 300,530	4/1989	Stagnitta	D14/218
D. 301,037	5/1989	Matsuda	D14/218
4,825,200	4/1989	Evans et al.	358/194.1 X

OTHER PUBLICATIONS

HFD; 12/15/86; p. 62; bottom center; Hitachi Remote Control.

High Fidelity; Jun. 1987; p. 38; top left-NEC AVD-700 Remote Control.

Panasonic brochure; p. 9; Model PV-1545 Remote Control.

Primary Examiner—Bernard Ansher

Assistant Examiner—Theodore M. Shooman

Attorney, Agent, or Firm—John P. White

[57] **CLAIM**

The ornamental design for a remote controller, as shown.

DESCRIPTION

FIG. **1** is a top, front and right side perspective view of a remote controller showing my new design;

FIG. **2** is a top plan view thereof;

FIG. **3** is a front elevational view thereof;

FIG. **4** is a bottom plan view thereof;

FIG. **5** is a rear elevational view thereof;

FIG. **6** is a right side elevational view thereof; and

FIG. **7** is a left side elevational view.

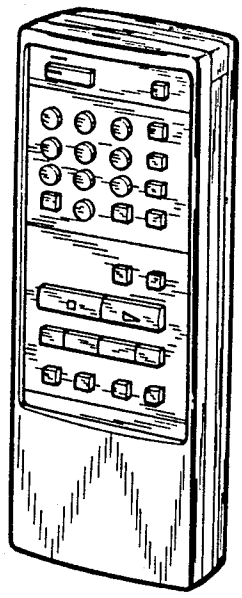

FIG. 1

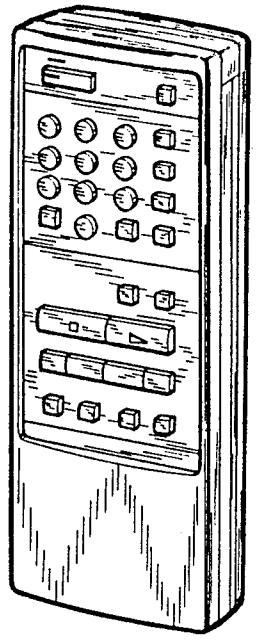

FIG. 2



FIG. 4



FIG. 3

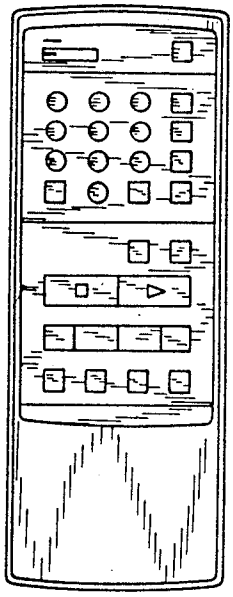

FIG. 5



FIG. 6



FIG. 7

