



US0D1045679S

(12) **United States Design Patent**
Yeung

(10) **Patent No.:** **US D1,045,679 S**

(45) **Date of Patent:** **** Oct. 8, 2024**

- (54) **MOTORCYCLE FRAME SLIDER**
- (71) Applicant: **XIN MEI DA TRADING CORPORATION LIMITED**, Hong Kong (CN)
- (72) Inventor: **Wai man Yeung**, Hong Kong (CN)
- (73) Assignee: **XIN MEI DA TRADING CORPORATION LIMITED**, Hong Kong (CN)

D485,804 S *	1/2004	Lewis	D12/607
D517,960 S *	3/2006	Hoffman	D12/114
D518,418 S	4/2006	Hoffman		
D520,351 S *	5/2006	Alkalay	D8/382
D521,858 S *	5/2006	Roy	D8/397
D591,206 S *	4/2009	Donner	D12/114
D623,049 S *	9/2010	Zeyfang	D8/397
D712,821 S *	9/2014	Puppis	D12/607

(Continued)

(**) Term: **15 Years**

(21) Appl. No.: **29/926,056**

(22) Filed: **Jan. 29, 2024**

(51) **LOC (14) Cl.** **12-11**

(52) **U.S. Cl.**
USPC **D12/114**

(58) **Field of Classification Search**
USPC D12/114, 117, 110, 126, 159, 160, 223,
D12/400, 607, 608; D8/397, 399
CPC B62J 23/00; B62J 27/30; B62K 25/02;
B62K 11/04

See application file for complete search history.

(56) **References Cited**

U.S. PATENT DOCUMENTS

D356,493 S *	3/1995	Holzapfel	D8/397
D365,542 S *	12/1995	Robinson	D12/607
D376,568 S *	12/1996	Davidson	D12/126
D398,837 S *	9/1998	Spence	D8/397
D411,146 S *	6/1999	Cultice, Jr.	D12/114
D412,435 S *	8/1999	Cultice, Jr.	D8/397
D423,428 S *	4/2000	Musselman	D12/608
D431,215 S *	9/2000	Nyblom	D12/608
D435,652 S *	12/2000	Nazarifar	D23/262
D445,736 S *	7/2001	Sheu	D12/607
D449,259 S *	10/2001	Sheu	D12/607
D449,805 S *	10/2001	Sheu	D12/607
D466,840 S *	12/2002	Ortner	D12/114

OTHER PUBLICATIONS

Front Axle Nut Cover,2Pcs Cnc Aluminum Motorcycle Front Axle Skull Nut Bolt Cover Lug Nuts(Black) Front Axle Nut Flh Davidson Accessories; Aug. 12, 2019; <https://www.amazon.com/Front-Cover-Aluminum-Motorcycle-Skull/dp/B07WG957V8>; 6Pgs. (Year: 2019).*

(Continued)

Primary Examiner — Michelle E. Wilson

Assistant Examiner — Clese Moore, Jr.

(74) *Attorney, Agent, or Firm* — Nitin Kaushik

(57) **CLAIM**

The ornamental design for a motorcycle frame slider, as shown and described.

DESCRIPTION

FIG. 1 is a front perspective view of a motorcycle frame slider, showing my new design;

FIG. 2 is a rear perspective view thereof;

FIG. 3 is a front view thereof;

FIG. 4 is a rear view thereof;

FIG. 5 is a left side view thereof;

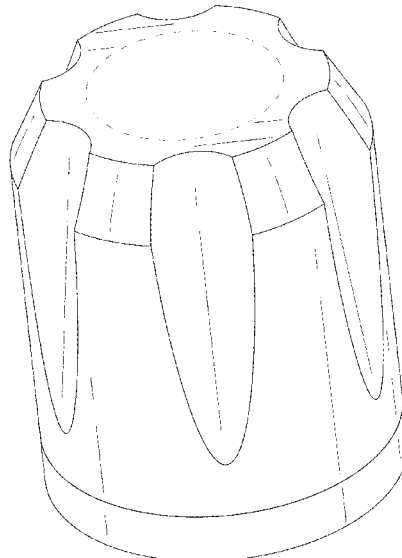
FIG. 6 is a right side view thereof;

FIG. 7 is a top view thereof; and,

FIG. 8 is a bottom view thereof.

The broken lines in the drawings illustrate the portions of the motorcycle frame slider, which form no part of the claimed design.

1 Claim, 8 Drawing Sheets



(56)

References Cited

U.S. PATENT DOCUMENTS

D769,690 S * 10/2016 Campbell, II B25B 15/005
D8/86
D795,398 S * 8/2017 Decaria D23/260
D805,383 S * 12/2017 Baiz D8/397
D809,376 S * 2/2018 Huang D8/397
D813,026 S * 3/2018 Wright D8/397
D880,284 S * 4/2020 Ferraro D8/397
D892,609 S * 8/2020 Huang D8/397
D918,026 S * 5/2021 Watson D8/397
D947,284 S * 3/2022 Wooters D19/203
D950,371 S * 5/2022 Klotz D8/397
D980,054 S * 3/2023 You D8/397
2004/0213006 A1* 10/2004 Elliott B62J 6/056
362/474
2005/0146114 A1* 7/2005 Griffin B62J 23/00
280/304.3

OTHER PUBLICATIONS

Katur Motorcycle Front Axle Nut Cover Bolt CNC Axle Nut Socket
Set Compatible with Touring Softail Sportster XL883 XL1200
X48(Chrome); Jul. 17, 2017; https://www.amazon.com/dp/B073ZWXVQK/ref=sspa_dk_detail_1?pf_rd_p=386c274b-4bfe&th=1; 10Pgs. (Year: 2017).*

* cited by examiner



FIG. 1

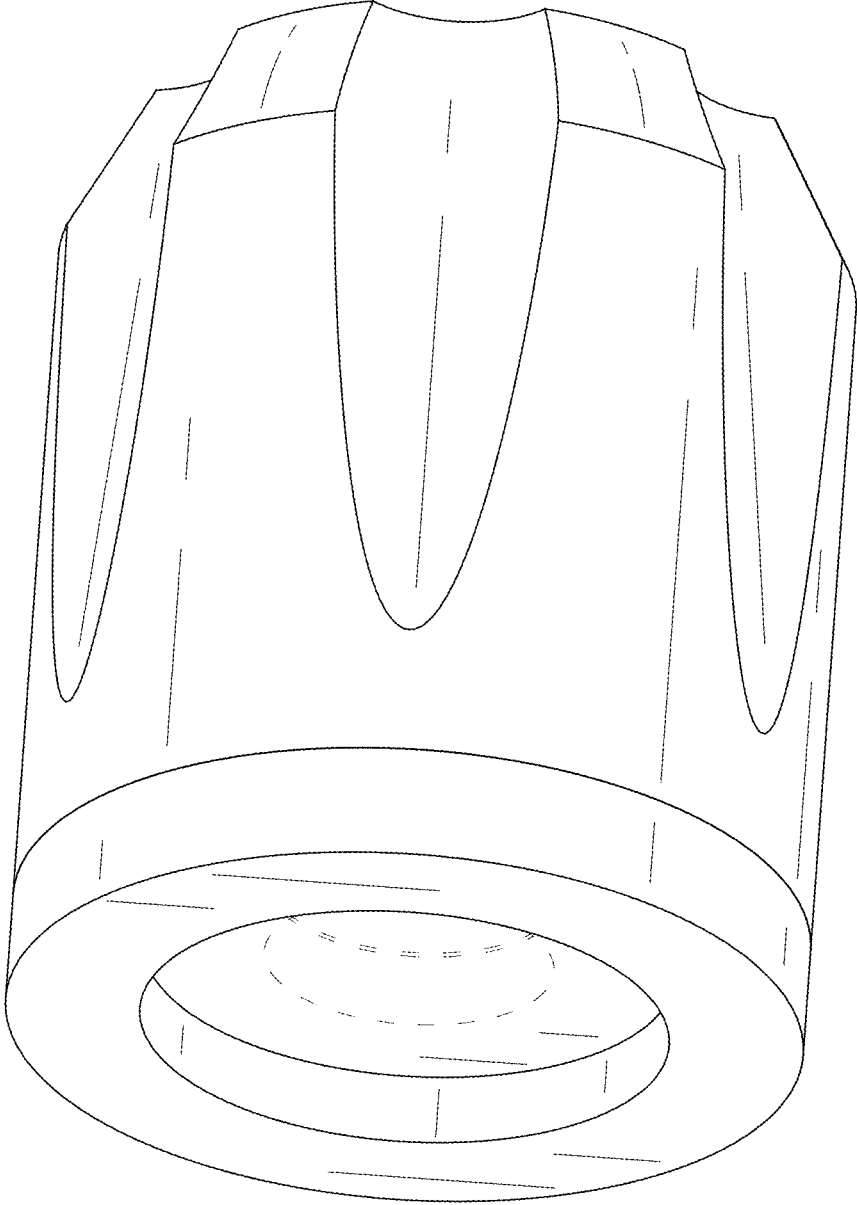


FIG. 2

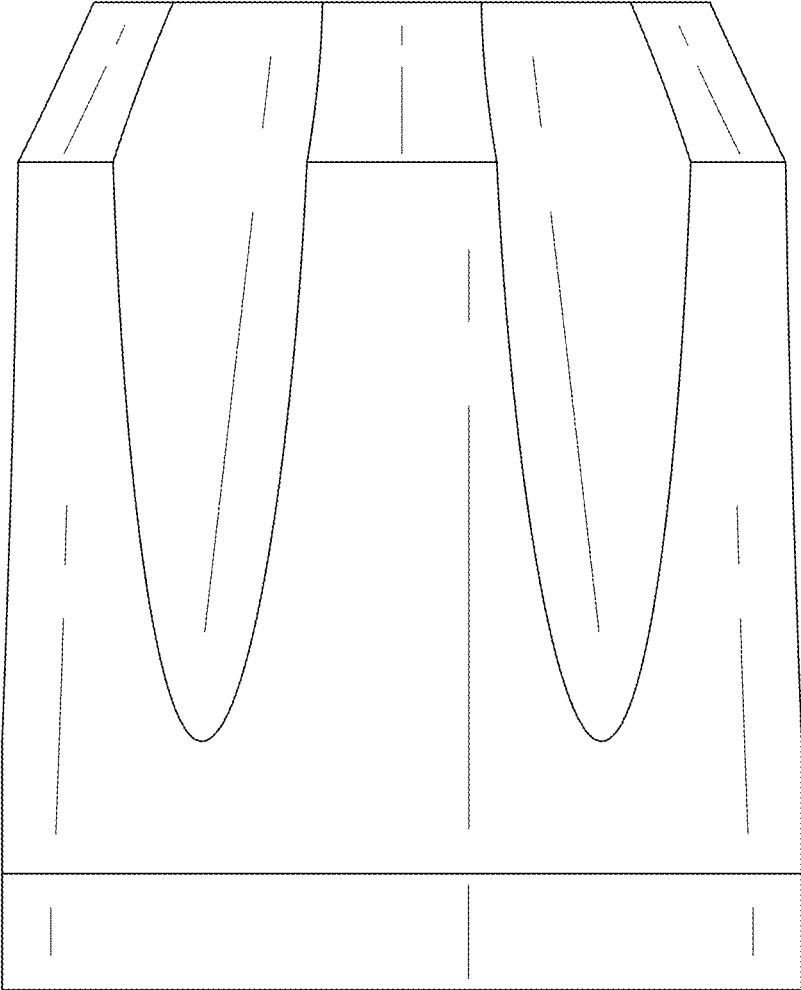


FIG. 3

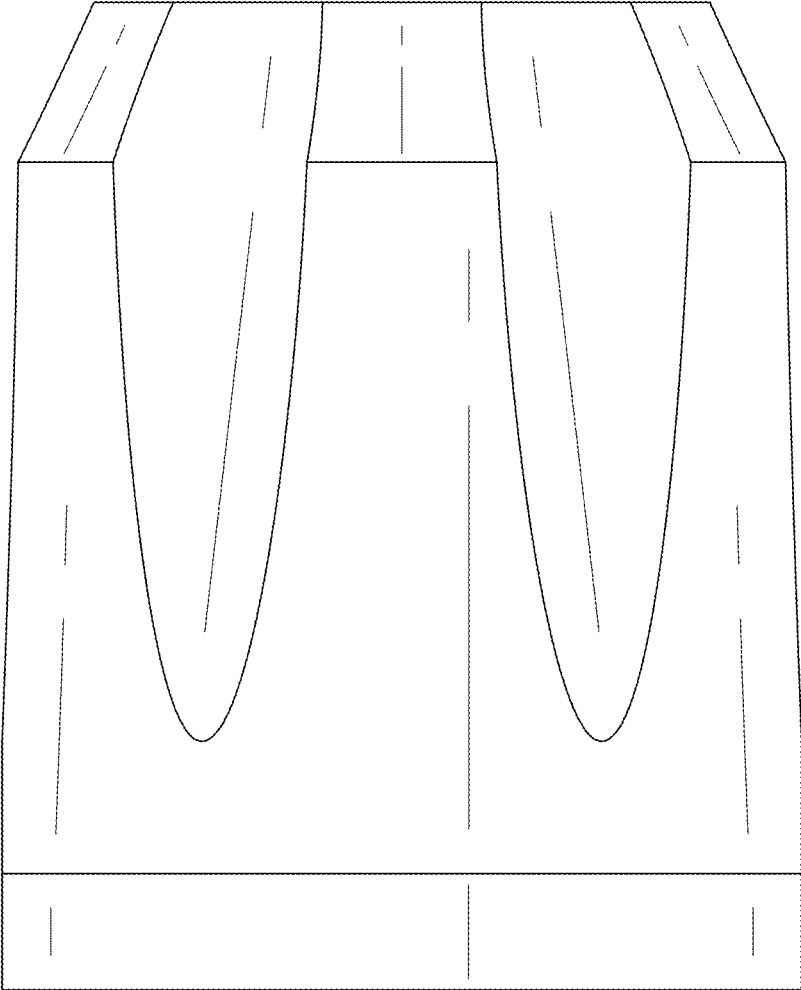


FIG. 4

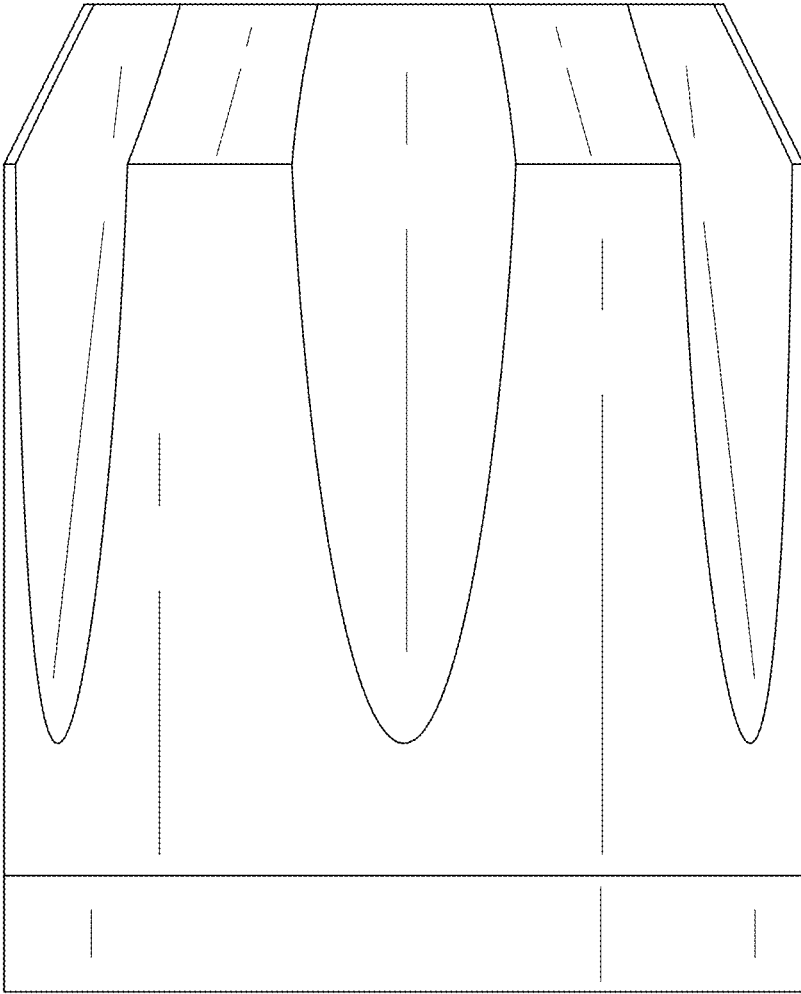


FIG. 5

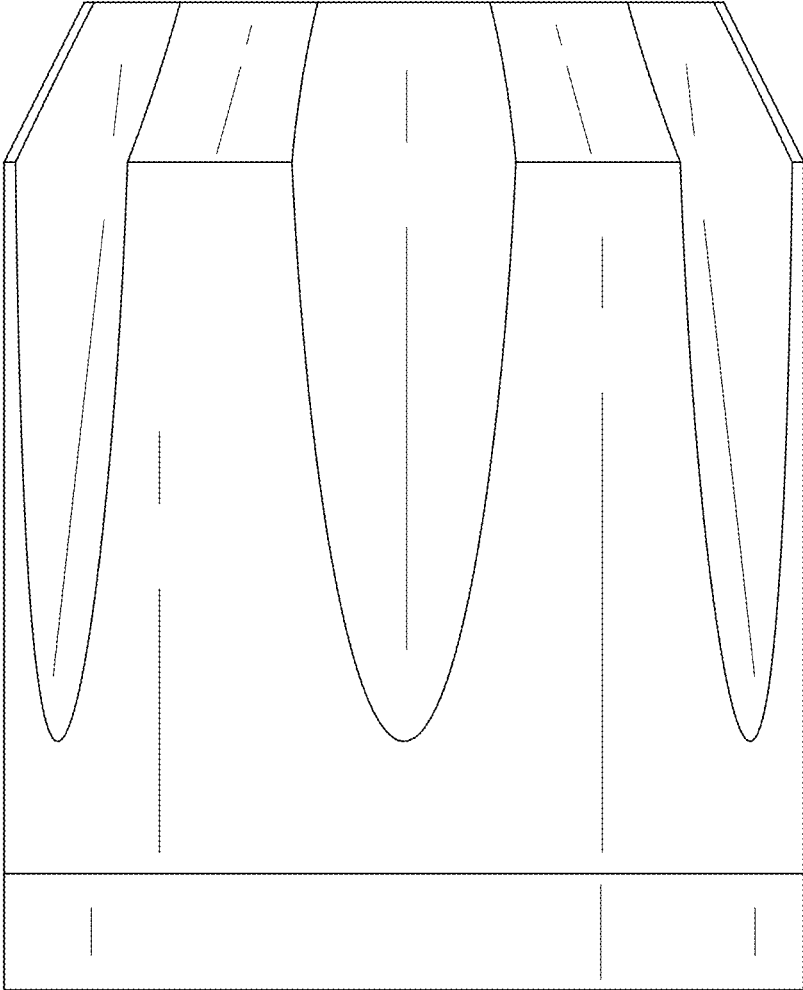


FIG. 6

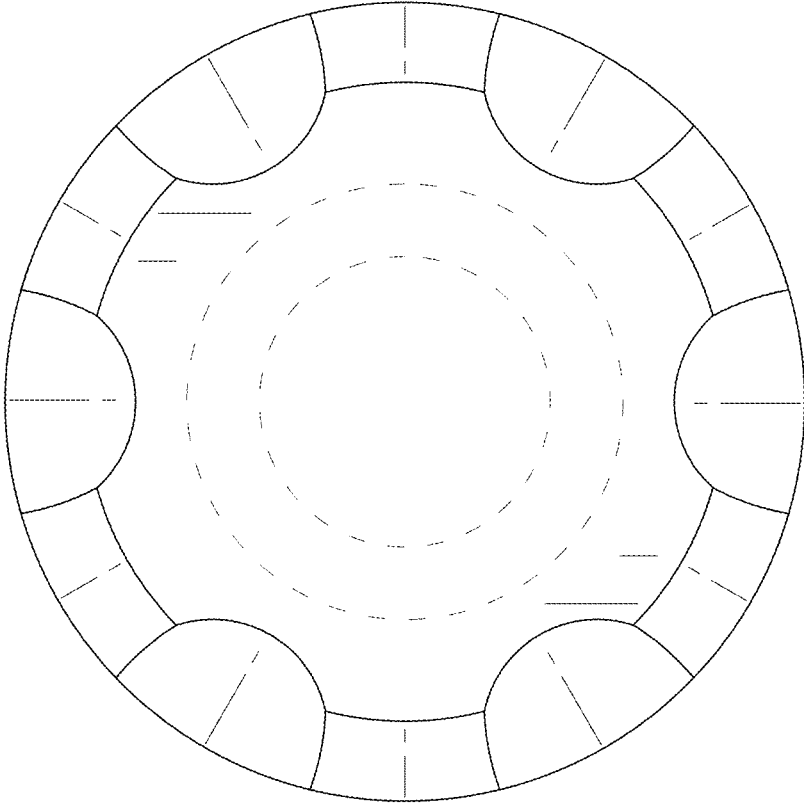


FIG. 7

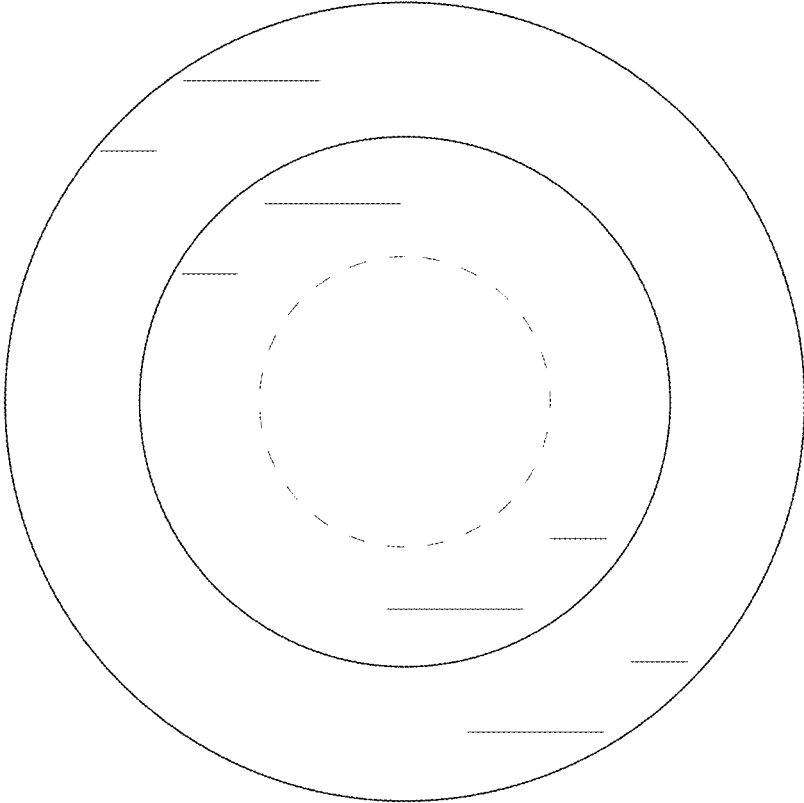


FIG. 8