



(86) Date de dépôt PCT/PCT Filing Date: 2009/03/13
(87) Date publication PCT/PCT Publication Date: 2009/05/22
(45) Date de délivrance/Issue Date: 2016/06/28
(85) Entrée phase nationale/National Entry: 2010/08/31
(86) N° demande PCT/PCT Application No.: GB 2009/000680
(87) N° publication PCT/PCT Publication No.: 2009/063257
(30) Priorité/Priority: 2008/03/13 (GB0804700.3)

(51) Cl.Int./Int.Cl. *A01N 25/28* (2006.01),
A01P 7/04 (2006.01), *B01J 13/04* (2006.01),
B01J 13/14 (2006.01)

(72) Inventeurs/Inventors:
MULQUEEN, PATRICK JOSEPH, GB;
TAYLOR, PHILIP, GB;
GITTINS, DAVID IAN, GB

(73) Propriétaire/Owner:
IMERYS MINERALS LIMITED, GB

(74) Agent: FETHERSTONHAUGH & CO.

(54) Titre : MICROENCAPSULATION
(54) Title: MICROENCAPSULATION

(57) **Abrégé/Abstract:**

A process for making microcapsules comprising i) forming a solution of a cross-linker in a liquid; ii) forming a slurry of a surface-modified particulate inorganic material in an aqueous medium; and iii) dispersing the solution of step i) in the slurry of step ii) and causing or allowing the cross-linker to react with the surface-modified particulate inorganic material so as to form a cross-linked microcapsule wall.

(12) INTERNATIONAL APPLICATION PUBLISHED UNDER THE PATENT COOPERATION TREATY (PCT)

(19) World Intellectual Property Organization
International Bureau

(43) International Publication Date
22 May 2009 (22.05.2009)



(10) International Publication Number
WO 2009/063257 A3

(51) International Patent Classification:

A01N 25/28 (2006.01) *B01J 13/14* (2006.01)
B01J 13/04 (2006.01) *A01P 7/04* (2006.01)

(21) International Application Number:

PCT/GB2009/000680

(22) International Filing Date:

13 March 2009 (13.03.2009)

(25) Filing Language:

English

(26) Publication Language:

English

(30) Priority Data:

0804700.3 13 March 2008 (13.03.2008) GB

(71) **Applicant** (*for all designated States except US*): **SYNGENTA LIMITED**, [GB/GB]; European Regional Centre, Priestley Road, Surrey Research Park, Guildford, Surrey GU2 7YH (GB).

(72) **Inventors; and**

(75) **Inventors/Applicants** (*for US only*): **MULQUEEN, Patrick, Joseph** [GB/GB]; Syngenta Limited, Jealott's Hill International Research Centre, Bracknell, Berkshire RG42 6EY (GB). **TAYLOR, Philip** [GB/GB]; Syngenta Limited, Jealott's Hill International Research Centre, Bracknell, Berkshire RG42 6EY (GB). **GITTINS, David, Ian** [GB/GB]; Par Moor Centre, St Austell PL24 2SQ (GB).

(74) **Agent**: **SYNGENTA LIMITED**; Intellectual Property Department, PO Box 3538, Jealott's Hill Research Centre, Bracknell RG42 6YA (GB).

(81) **Designated States** (*unless otherwise indicated, for every kind of national protection available*): AE, AG, AL, AM, AO, AT, AU, AZ, BA, BB, BG, BH, BR, BW, BY, BZ, CA, CH, CN, CO, CR, CU, CZ, DE, DK, DM, DO, DZ, EC, EE, EG, ES, FI, GB, GD, GE, GH, GM, GT, HN, HR, HU, ID, IL, IN, IS, JP, KE, KG, KM, KN, KP, KR, KZ, LA, LC, LK, LR, LS, LT, LU, LY, MA, MD, ME, MG, MK, MN, MW, MX, MY, MZ, NA, NG, NI, NO, NZ, OM, PG, PH, PL, PT, RO, RS, RU, SC, SD, SE, SG, SK, SL, SM, ST, SV, SY, TJ, TM, TN, TR, TT, TZ, UA, UG, US, UZ, VC, VN, ZA, ZM, ZW.

(84) **Designated States** (*unless otherwise indicated, for every kind of regional protection available*): ARIPO (BW, GH, GM, KE, LS, MW, MZ, NA, SD, SL, SZ, TZ, UG, ZM, ZW), Eurasian (AM, AZ, BY, KG, KZ, MD, RU, TJ, TM), European (AT, BE, BG, CH, CY, CZ, DE, DK, EE, ES, FI, FR, GB, GR, HR, HU, IE, IS, IT, LT, LU, LV, MC, MK, MT, NL, NO, PL, PT, RO, SE, SI, SK, TR), OAPI (BF, BJ, CF, CG, CI, CM, GA, GN, GQ, GW, ML, MR, NE, SN, TD, TG).

Published:

- *with international search report (Art. 21(3))*
- *before the expiration of the time limit for amending the claims and to be republished in the event of receipt of amendments (Rule 48.2(h))*
- *upon request of the applicant, before the expiration of the time limit referred to in Article 21(2)(a)*

(88) **Date of publication of the international search report:**

28 October 2010

(54) **Title**: MICROENCAPSULATION PROCESS FOR PRODUCING MICROCAPSULES COMPRISING A SURFACE-MODIFIED PARTICULATE INORGANIC MATERIAL IN A CROSS-LINKED MICROCAPSULE WALL

(57) **Abstract**: A process for making microcapsules comprising i) forming a solution of a cross-linker in a liquid; ii) forming a slurry of a surface-modified particulate inorganic material in an aqueous medium; and iii) dispersing the solution of step i) in the slurry of step ii) and causing or allowing the cross-linker to react with the surface-modified particulate inorganic material so as to form a cross-linked microcapsule wall.



WO 2009/063257 A3

MICROENCAPSULATION

The present invention relates to a novel process for making microcapsules and to microcapsules made by the process. It also relates to a process for the use of the microcapsules.

5 Microcapsules are small capsules which comprise a wall which surrounds an encapsulated material, generally a liquid. They may be used for protecting the encapsulated material from the external environment, for example from degradation by air or light (especially u.v. radiation). They may also be used to isolate hazardous materials within the microcapsule to make them safer to handle or use. Microcapsules are known to be used for
10 agrochemicals, particularly insecticides such as lambda cyhalothrin, to protect them from degradation by UV light and to provide controlled release following application.

Certain known microcapsules are made by interfacial polymerisation. In such a process a solution is first formed of a first monomer, such as a polyisocyanate, in a water-insoluble liquid to be encapsulated. The solution may also contain a biologically active
15 ingredient. This solution is then dispersed in water together with surfactants to form an emulsion. A suitable second monomer such as a polyamine is added to the water and this reacts with the first monomer at the surface of the emulsion droplets to make a cross-linked polymer, in this example a polyurea, which forms a microcapsule wall around the droplets. Known first and second monomers also include polyisocyanate and polyol to make a
20 polyurethane wall, polyfunctional acid halide and polyamine to make a polyamide wall and polyfunctional acid halide and polyol to make a polyester wall.

There are disadvantages of these types of microcapsules. Polymeric capsule walls of this known type provide poor protection for the contents from UV light. Also, the surfactant which is used to form the emulsion may lead to a problem when later handling the dispersion
25 of microcapsules because it may cause foaming.

In one known approach, photoprotectants form part or all of the microcapsule wall materials and thus provide a shield for the capsule, thereby protecting any photosensitive active ingredient that is present within the capsules. For example CA2133779 shows that lignosulphonates and the like can be used in combination with a protein such as a high bloom
30 gelatin to form a capsule wall that improves the resistance of agriculturally active substances, such as pesticides, to u.v. light degradation. The capsule wall formed by the interaction of these components is durable and has a u.v. protectant as an integral part of its structure.

28817-18

- 2 -

Moy describes in EP539142A1 the use of colloidal inorganic particles, particularly those of silica and zirconium dioxide, to make microcapsules by coacervation or by interfacial polymerisation methods. The process involves the formation of so called Pickering emulsions and the thermoset microcapsule wall comprises the inorganic particles. Moy does not contemplate the use of surface-modified particles, not the use of cross-linkers to form the capsule wall.

Co-pending international application PCT/GB2007/003374 is concerned with light protecting particles which are chemically bonded to the microcapsule wall but does not contemplate microcapsule walls formed from light protecting particles themselves.

The present invention provides an aqueous dispersion of microcapsules having a cross-linked particulate inorganic wall in an aqueous medium. In a further aspect, these microcapsules may be further modified by adding, to the aqueous medium, a material which will further react with any remaining cross-linker. For example, when the cross-linker is a polyisocyanate, a polyamine such as diethylenetriamine may be added. This causes further cross-linking and polymer formation at the microcapsule particulate inorganic wall and may be used to modify the durability of the capsules or permeability of the capsule walls to give, for example, a longer release time under given conditions.

In an embodiment, the present invention relates to a process for making microcapsules comprising; i) forming a solution of a cross-linker in a liquid; ii) forming a slurry of a surface-modified particulate inorganic material in an aqueous medium; and iii) dispersing the solution of step i) in the slurry of step ii) and causing or allowing the cross-linker to react with the surface-modified particulate inorganic material so as to form a cross-linked microcapsule wall.

In another embodiment, the present invention relates to a microcapsule having a cross-linked particulate inorganic wall and dispersed in an aqueous medium.

28817-18

- 2a -

In another embodiment, the present invention relates to the use of a microcapsule as defined herein in a controlled release application.

In another embodiment, the present invention relates to the use of a microcapsule as defined herein for protecting encapsulated material from the external
5 environment.

In another embodiment, the present invention relates to the use of a microcapsule as defined herein for controlling or combating pests.

Brief Description of the Drawings:

The invention will be better understood with reference to the detailed
10 description when considered in conjunction with non-limiting examples and the accompanying drawings.

Figure 1 is a light microscope image of the clay dispersion of Example 1.

Figure 2 is a light microscope image of the Pickering emulsion of Example 2.

Figure 2a is a light microscope image showing that the emulsion droplets collapse on
15 drying in air on a glass slide.

Figure 2b is a light microscope image showing the affect of addition of 5% by weight Synperonic™ NP8 to a Pickering emulsion.

Figure 3 is a light microscope image of the microcapsules of Example 3.

Figure 3a shows a stable microcapsule dispersion of Fig. 3.

20 Figure 3b shows the microcapsules of Fig. 3 after the addition of Synperonic™ NP8.

Figure 4 is a Scanning Electron Microscope image of the capsules of Example 4.

Figure 5 is a light microscope image of the capsules of Example 5.

Figure 5a is a light microscope image showing a stable microcapsule dispersion (Example 5) on drying on a glass microscope slide in air.

Figure 5b is a light microscope image showing an unbroken capsule dispersion (Example 5) after the addition of SynperonicTM NP8.

5 Figure 6a is a light microscope image of Example 6a.

Figure 6b is a Scanning Electron Microscope image of Example 6b.

Figure 6c is a Scanning Electron Microscope image of Example 6c.

Figure 6d is a light microscope image of Example 6d.

Figure 6e shows release curves for formulations prepared according to Examples 6a to 6d.

10 Figure 7 is a Scanning Electron Microscope image of Example 11a.

Figure 8 is a Scanning Electron Microscope image of Example 11b.

Figure 9 shows the results of a comparative study of capsules prepared according to Examples 11a and 11b.

15 Figure 10 shows the release rate of dimethylphthalate [DMP] into water of capsules prepared according to Example 12.

Figure 11 is a light microscope image of capsules prepared according to Example 13 in their original dispersion.

Figure 12 is a light microscope image of capsules prepared according to Example 13 in a dispersion formed from a redispersion after drydown.

20

The present invention relates to a new process for making microcapsules which does not require surfactant and which provides microcapsules having an increased, relatively high level of protection from u.v. light for the contents; the present invention involves the use of surface-modified particulate inorganic material to form microcapsule walls where a cross-

25 linker is used to react with a reactive functional group on the surface-modified material such that each microcapsule wall is a cross-linked wall. The present invention does also allow surfactants to be used in the same formulation as a Pickering emulsion based system.

Pickering emulsions are often destabilized by surfactants but in the present invention, cross-linking of the interfacial particles prevents this from occurring and surfactants may be safely

30 added to the system once the interfacial cross-linking has occurred. Therefore, suitably, adjuvants may be built-in to microcapsule compositions of the present invention.

Microcapsules of the present invention are suitable for controlled release applications (for instance, controlled release of an active ingredient from within the core of the microcapsules). The controlled release rate may be tailored through the present invention.

Another aspect of the present invention is that the cross-linked systems may be easily
5 modified through addition of an extra cross-linking molecule (for example, a water dispersible isocyanate or polyfunctional cross-linker, such as diethylenetriamine [DETA]) to the outer (external or continuous) phase of the dispersion such that the release rate of any active ingredient from within the core of the capsule may be varied to give a desired release rate profile. The opportunity to use extra cross-linking molecules means that it is possible to
10 strengthen an existing layer in a single-layered capsule or to form multi-layered capsules.

The microcapsules of the present invention may be made by a process comprising:

- i) forming a solution of a cross-linker in a liquid;
- ii) forming a slurry of a surface-modified particulate inorganic material in an aqueous medium;
- 15 iii) dispersing the solution of step i) into the slurry of step ii) to form a Pickering emulsion and causing or allowing the cross-linker to react with a reactive functional group on the surface-modified particulate inorganic material so as to form a cross-linked microcapsule wall.

Steps (i) and (ii) may be carried out in any order.

20 A slurry is a suspension of a solid in a liquid; in this invention, the slurry formed in step ii) is a suspension of cross-linkable, surface-modified inorganic particles in an aqueous-based medium. It has been found that it is possible to disperse the solution of step i) into the slurry of step ii) without using additional surfactants. This is because the particles of surface-modified inorganic material tend to accumulate at the interface between the solution droplets
25 and the aqueous continuous phase and reduce the corresponding surface energy. This effect is known as a 'Pickering Emulsion'. The use of this combination of a Pickering Emulsion with a cross-linkable particulate inorganic material and a cross-linker allows for a particularly simplified process.

The liquid used in step i) comprises material to be encapsulated. In one embodiment,
30 the liquid comprises an active ingredient which is to be encapsulated, optionally together

with a solvent, particularly if at room temperature the active ingredient is a solid, or of high viscosity. Therefore, when present, the active ingredient may be the liquid, a part of the liquid, dissolved in the liquid, dispersed in the liquid or is a solid complex of an agrochemical with a molecular complexing agent and is dispersed in the liquid. The liquid is
5 suitably substantially insoluble in water, more suitably it has a solubility in water at 20°C of less than 10g/l and most suitably less than 5g/l. The liquid must dissolve the cross-linker so as to form a solution.

Any active ingredient encapsulated within the core of the microcapsules is suitably less than 10% by weight soluble in water and more suitably less than 1% by weight soluble in
10 water; and most suitably less than 0.1% by weight soluble in water.

A wide range of active materials (active ingredients) may be encapsulated including inks, flavours, cosmetics, perfumes, sunscreens, fragrances, adhesives, sealants, phase change materials, biocides, oilfield chemicals (including corrosion and scale inhibitors), flame retardants, food additives (including vitamins, ingredients, probiotics and
15 antioxidants), active agents that may be included in detergent, fabric softeners and other household products (such as bleaches, enzymes and surfactants), active agents that may be included in textiles (such as insect repellents, antimicrobial agents, skin softeners and medically active compounds), active agents that may be included in coatings (such as fire retardant, flame retardant, antifouling, antibacterial, biocidal, scratch resistant and abrasion
20 resistant compounds) and biologically active compounds (such as pharmaceuticals and agrochemicals). Suitably the active material is an agrochemical such as a herbicide, fungicide or insecticide. Many such agrochemicals are known and are described in The Pesticide Manual 14th edition published by the British Crop Protection Council in 2006. The invention is also suitable for encapsulating a solid complex of an agrochemical with a
25 molecular complexing agent including, for example, a complex of 1-MCP and α -cyclodextrin. The invention is most useful for agrochemicals that are subject to degradation when exposed to sunlight, in particular pyrethroid insecticides such deltamethrin, tralomethrin, cyfluthrin, alphasmethrin, zeta-cypermethrin, fenvalerate, esfenvalerate, acrinathrin, allethrin, bifenthrin, bioallethrin, bioresmethrin, cycloprothrin, beta-cyfluthrin,
30 cyhalothrin, beta-cypermethrin, cyphenothrin, empenethrin, etofenprox, fenpropathrin, flucythrinate, tau-fluvalinate, phenothrin, prallethrin, resmethrin, tefluthrin, tetramethrin, and lambda-cyhalothrin; suitably lambda-cyhalothrin.

Suitably, microcapsules of the present invention may be used in wall-boards or plasterboards in buildings, and may be used in improving cement compositions and processes for making cementitious materials.

The active ingredient is suitably a pharmaceutical compound or an agrochemical;
5 more suitably it is an agrochemical.

Suitably, the agrochemical is a fungicide, insecticide, herbicide or growth regulator, used for controlling or combating pests such as fungi, insects and weeds or for controlling the growth of useful plants. The agrochemical may also be used in non-agricultural situations [for example public health and professional product purposes, such as termite
10 barriers, mosquito nets and wall-boards].

Further suitable applications include, without limitation:

Sustained release or controlled release usages, for example: pharma, for example acid resistant capsules (oral delivery past low pH in the stomach), protection of labile actives, pseudo-zero order release through capsule wall and Ostwald-ripening resistant emulsion
15 formulations; cosmetics; perfumes, for example slowing down evaporation of top-notes or sustained release and minimising overpowering odours; capsules having affinity for cellulose and trapped on textile surface during laundering; flavours, for example light stabilised to prevent oxidation; self-healing coatings, for example capsule bursts to release a resin that repairs damage; carbonless copy paper; novel, double taste and texture food, for example
20 capsule which dissolves in the mouth and releases a new taste; pressure sensitive adhesives; sealants; nutrition (for example increased bioavailability of complex molecules and protection of sensitive molecules such as vitamins, probiotics and other food additives); toner inks with photosensitivity or thermal sensitivity; textile coatings, for example, for improving permeability properties; antifouling coatings; surface protective coatings, for example, for
25 improving scratch or abrasion resistance; and construction materials, for example wall-boards, plasterboards and cements. Example of capsules that are dried out, include, for example, various mineral blends to form a ceramic upon calcination; low density fillers for polymers or paints; insulating materials; low density proppants; light reinforcing particles, for example for wood-fibre composites; recyclable pigments, for example low density
30 allowing easy flotation separation; and energy buffers, for example use in a void in spheres to provide a 'crash barrier' with adsorption of energy. Capsules of the present invention may be of novel size or shape, for example: creation of plate or rod shape capsules; and use of

metallic particles resulting in conductive capsules, or having a metallic nature, for example plasmon absorbance.

A solution suitable for use in step i) may be made by stirring a liquid and a cross-linker together. Heating and mechanical agitation may be used to aid or accelerate
5 dissolution of the cross-linker. Similar techniques may be used to mix or dissolve an active ingredient with any solvent that is optionally included.

Examples of particulate inorganic materials are oxy-compounds [that is, oxygen based compounds] of at least one of calcium, magnesium, aluminium and silicon (or derivatives of such materials), such as silica, silicates, marble, clays and talc. Particulate
10 inorganic materials may be either naturally occurring or synthesised in reactors. The particulate inorganic material may be a mineral chosen from, but not limited to, kaolin, bentonite, alumina, limestone, bauxite, gypsum, magnesium carbonate, calcium carbonate (either ground or precipitated), perlite, dolomite, diatomite, huntite, magnesite, boehmite, palygorskite, mica, vermiculite, hydrotalcite, hectorite, halloysite, gibbsite, kaolinite,
15 montmorillonite, illite, attapulgite, laponite and sepiolite; suitably it may be chosen from kaolin, bentonite, alumina, limestone, bauxite, gypsum, magnesium carbonate, calcium carbonate (either ground or precipitated), perlite, dolomite, diatomite, huntite, magnesite, boehmite, sepiolite, palygorskite, mica, vermiculite, illite, hydrotalcite, hectorite, halloysite and gibbsite. Further suitable clays (for example aluminosilicates) include those comprising
20 the kaolinite, montmorillonite or illite groups of clay mineral. Other specific examples are attapulgite, laponite and sepiolite.

In one aspect of the invention, the particulate inorganic material is kaolin clay. Kaolin clay is also referred to as china clay or hydrous kaolin, and is predominantly mineral kaolinite ($\text{Al}_2\text{Si}_2\text{O}_5(\text{OH})_4$), a hydrous aluminium silicate (or aluminosilicate).

25 The particulate inorganic material suitably has a particle size distribution wherein the median diameter (d_{50}) is less than or equal to $10\mu\text{m}$, as measured by determining the sedimentation speeds of the dispersed particles of the particulate material under test through a standard dilute aqueous suspension using a SEDIGRAPH™, for example SEDIGRAPH™ 5100, obtained from Micromeritics Corporation, USA. Suitably, the particulate inorganic
30 material has a d_{50} less than or equal to $5\mu\text{m}$. More suitably, the particulate inorganic material has a d_{50} less than or equal to $2\mu\text{m}$. Yet more suitably, the particulate inorganic material has a d_{50} less than or equal to $1\mu\text{m}$. In increasing suitability, the particulate inorganic material

has a d_{50} less than or equal to 0.9, 0.8, 0.7, 0.6, 0.5, 0.4, or $0.3\mu\text{m}$. In other aspects, the particulate inorganic material has a d_{50} less than or equal to $0.2\mu\text{m}$, for example less than or equal to $0.15\mu\text{m}$ or less than or equal to $0.12\mu\text{m}$ or less than or equal to $0.1\mu\text{m}$.

In one aspect, at least about 90% of the particles of the particulate inorganic material
5 by weight are smaller than about $2\mu\text{m}$, for example at least about 95% or 98% are smaller than about $2\mu\text{m}$. Suitably, at least about 90% of the particles by weight are smaller than about $1\mu\text{m}$, for example at least about 95% or 98% are smaller than about $1\mu\text{m}$. More suitably, at least about 75% of the particles by weight are smaller than about $0.25\mu\text{m}$, for example at least about 80% or 82% are smaller than about $0.25\mu\text{m}$. In another aspect, the
10 particulate inorganic material has a particle size distribution of (i) at least about 90% of the particles by weight less than about $2\mu\text{m}$, for example at least about 95% or 98%; (ii) at least about 90% of the particles by weight are less than about $1\mu\text{m}$, for example at least about 95% or 98%; and (iii) at least about 75% of the particles by weight are less than about $0.25\mu\text{m}$, for example at least about 80% or 82%; and particulate inorganic material of such particle size
15 distributions may also have d_{50} values at the smaller end of the range, for example at least about 98% of the particulate inorganic material by weight is smaller than about $2\mu\text{m}$, at least about 98% is smaller than about $1\mu\text{m}$, at least about 82% is smaller than about $0.25\mu\text{m}$, and the d_{50} value of the particulate inorganic material is less than or equal to $0.12\mu\text{m}$.

For finer particulate inorganic material (for example having a d_{50} less than or equal to
20 $2\mu\text{m}$), the material may be derived through classification, including methods such as gravity sedimentation or elutriation, use of any type of hydrocyclone apparatus or, for example, a solid bowl decanter centrifuge or a, disc nozzle centrifuge. The classified particulate inorganic material may be dewatered in one of the ways known in the art, for example filtration (including filter press), centrifugation or evaporation. The classified, dewatered
25 material may then be thermally dried (for example, by spray drying).

Surface-modified means that the inorganic particle surface has been (chemically) modified so as to have cross-linkable, reactive functional groups. The surface of the particles may be modified using modifying agents selected from a wide variety of chemicals, with the general structure X---Y---Z, in which X is a chemical moiety with a high affinity for the
30 particle surface; Z is a (reactive) chemical moiety with a desired functionality; and Y is a chemical moiety that links X and Z together. The term 'high affinity' relates to chemical

moieties that are either chemically bonded or strongly physisorbed to the particle surface; suitably they are chemically bonded.

X may be, for example, an alkoxy-silane group such as tri-ethoxysilane or tri-methoxysilane, which is particularly useful when the particles have silanol (SiOH) groups on their surface. X may also be, for example, an acid group (such as a carboxylic or an acrylic acid group) which is particularly useful when the particles have basic groups on their surface.

Y may be any chemical group that links X and Z together, for example a polyamide, a polyester or an alkylene chain; more suitably it is an alkylene chain; and even more suitably it is a C₂₋₆ alkylene chain, such as ethylene or propylene.

Reactive groups Z may be selected from any groups, preferably different from Y, which can be used to react with a cross-linker so as to cross-link the surface modified particulate inorganic material. Examples of Z are epoxy groups, carboxylic groups, unsaturated groups such as acrylic or vinyl groups and, suitably, amine groups.

Suitable examples of surface modification rely on reaction of clay with aminosilanes, such as aminopropyltrimethoxysilane. The silane groups react with the clay so as to give free amine groups attached to the clay surface. An extensive range of silanes exists, able to modify surfaces with functionality appropriate for use in a range of polymer systems.

The reactive groups Z are reacted with a cross-linker so as to form a capsule wall. Cross-linkers are compounds that have at least two reactive groups that will react with the reactive groups on the surface-modified particles. Examples of cross-linkers that may be used to react with amine groups on a clay particle are polyisocyanates. Polyisocyanates provide a well-known class of cross-linker and include diisocyanates (such as toluene diisocyanate, hexamethylene diisocyanate and isophorone diisocyanate); isocyanates with, on average, more than two isocyanate groups (such as polymethylenepolyphenylene isocyanate); and many others including prepolymers of diisocyanates such as their reaction products with trimethylol propane and other simple polyols sold as DesmodurTM resins from Bayer.

Examples of cross-linkers that may be used to react with epoxy groups; with carboxylic groups; or with unsaturated groups such as acrylic or vinyl groups will be familiar to the person skilled in the art.

In one embodiment, clay is reacted with a suitable modifying agent, in the range of from 0.1 to 30% of the modifying molecule based on the weight of the clay (suitably in the range of from 0.1 to 20% and most suitably the range is from 0.1 to 10% by weight).

5 The aqueous medium suitable for use in step ii) mostly comprises water, for example by weight it is more than 80% water; and suitably more than 90% water. Optionally, the aqueous medium also comprises water miscible solvents, antifreeze agents or additional surfactants, although as mentioned above, these are not necessary. It has been found that surfactants may interfere with the formation of a Pickering emulsion and so it is preferred not to include surfactants at this stage.

10 A slurry suitable for use in step ii) may be made by agitating the particulate inorganic material in the aqueous medium using a mechanical stirrer (for example a Rotor/stator, YstralTM or Ultra TurraxTM) or by ultrasonic agitation. Suitably the slurry is agitated until the solution is added to it and the dispersion step is carried out.

15 In step iii), the solution may be dispersed in the slurry by conventional means such as ultrasonic dispersers or, suitably, high speed mechanical dispersers such as a Rotor/stator mixer, YstralTM or Ultra TurraxTM. The dispersion process is carried out for a period between 30 seconds and 20 minutes.

The dispersion step iii) results in a dispersion of the solution in the slurry which is stabilised as a Pickering emulsion by the surface-modified particulate inorganic material.

20 This emulsion comprises droplets of the solution which are surrounded by and stabilised by the particles of the inorganic material. The cross-linker in the solution reacts with the reactive functional groups on the particulate inorganic material so as to form a cross-linked microcapsule wall. This reaction can be carried out simply by allowing the dispersion to stand at ambient temperature. Alternatively, the dispersion may be heated. The amount of

25 time and the optimum temperature may be established by routine experimentation. Typically, when the particulate inorganic material is surface-modified so as to have amine groups on its surface and the cross-linker is a polyisocyanate, stirring the dispersion at between 15 and 25°C for an hour is sufficient to complete the reaction.

The weight ratio of inorganic particle to solution phase will be from 1:0.1 to 1:40; suitably from 1:1 to 1:20.

30

The cross-linker may be used at a rate of from 0.1 to 30% w/w of the oil phase, more suitably from 0.5 to 20% and most suitably from 1 to 10%.

The reaction may be controlled by pH, temperature, addition of an electrolyte or by the use of a catalyst.

5 The process results in a dispersion of microcapsules in an aqueous medium. These microcapsules may be further modified by the addition to the aqueous medium of a material which will further react with any remaining cross-linker. For example, when the cross-linker is a polyisocyanate, a polyamine such as diethylentriamine may be added. This causes further cross-linking and polymer formation at the microcapsule wall and may be used to
10 modify the durability of the capsules or permeability of the capsule walls to give, for example, a longer release time under given conditions.

The microcapsules may be isolated by drying, for example spray drying, to form a powder or may be used as the dispersion in the aqueous medium. When the microcapsules are isolated, they may be used dry or they may be redispersed in water before use.

15 The microcapsules made according to this process are new. According to the present invention there is provided a microcapsule comprising an encapsulated material surrounded by a wall, characterised in that the wall comprises a particulate inorganic material that has been surface-modified and cross-linked.

20 The invention is illustrated by the following Examples. The particulate inorganic material used in the Examples is a tabular (so called "blocky", flat or plate-like shape) ultrafine kaolin, having a d_{50} of $0.12\mu\text{m}$ and a particle size distribution with at least 98% of the particles by weight smaller than $1\mu\text{m}$ and at least 82% smaller than $0.25\mu\text{m}$.

25 In these Examples, $D[4,3]$ is the volume mean diameter of the relevant particles, capsules or droplets as obtained by laser light scattering of a diluted sample in a Malvern MastersizerTM 2000.

EXAMPLE 1

30 This Example illustrates the preparation of a surface-modified clay dispersion. Clay particles (ultrafine tabular Kaolin sourced in the USA, obtained from Imerys) were surface modified by the addition of 1.6% by weight aminopropyltriethoxysilane. The surface-modified particles were then added to water and dispersed with an Ultrasonic Probe

(Sonics and Materials, Vibra CellTM, with microtip - hereinafter referred to as an Ultrasonic Probe) operated under the following conditions: 50% Duty cycle; Output Control 4; for 6 minutes. The composition is given in Table 1.

Table 1

Ingredient	Concentration (% w/w)
clay (amino-silane modified, ultrafine tabular Kaolin)	5
Water	95
<i>Total</i>	<i>100</i>

Results: Size of clay dispersion: $D[4,3] = 4.4\mu\text{m}$.

Figure 1 is a light microscope image of the clay dispersion of Example 1.

EXAMPLE 2

This Example illustrates the preparation of a simple Pickering emulsion.

Initially, SolvessoTM 200ND (aromatic oil from Exxon) was dispersed dropwise into the continuous phase of a modified Kaolin dispersion prepared according to Example 1, under high shear mixing with an YstralTM high shear mixer (type X1020) with a two-pronged T10 head (hereinafter referred to as an YstralTM high shear mixer) operated at about 5000rpm.

The concentrations of the ingredients used are given in Table 2.

Subsequent high shear mixing by the YstralTM high shear mixer operated at about 20000rpm for 2 minutes produced an oil in water [O/W] Pickering emulsion.

Table 2

Ingredient	Concentration (% w/w)
5% w/w clay (amino-silane modified, ultrafine tabular Kaolin) dispersion in water [from Example 1]	85.7
Solvesso TM 200ND	14.3
<i>Total</i>	<i>100</i>

Results: Size of emulsion droplets: $D[4,3] = 13\mu\text{m}$.

Figure 2 is a light microscope image of the Pickering emulsion of Example 2.

Figure 2a is a light microscope image showing that the emulsion droplets collapse on drying in air on a glass slide; the emulsion has broken.

Figure 2b shows that the addition of 5% by weight SynperonicTM NP8 to the Pickering emulsion causes the emulsion to break after 4 days, as shown by light microscopy.

EXAMPLE 3

This Example illustrates the preparation of a single-layered capsule suspension.

A solution of 5% w/w SuprasecTM 5025 (polymethylene polyphenylene isocyanate; PMPI) was prepared in SolvessoTM 200ND. Meanwhile, extra water was added to a surface-
 5 modified Kaolin dispersion prepared according to Example 1 and then to this dispersion, the SolvessoTM 200ND plus SuprasecTM 5025 solution was added dropwise with mixing by a YstralTM high shear mixer operated at about 5000rpm. The concentrations of the ingredients used are given in Table 3.

Subsequently, an oil in water [O/W] emulsion was prepared, by high shear mixing with the
 10 YstralTM high shear mixer at about 20000rpm for 2 minutes, which then developed into a microcapsule system as a cross-linking reaction took place.

Table 3

Ingredient	Concentration (% w/w)
Solvesso TM 200ND	38
Suprasec TM 5025	2
5% w/w clay (amino-silane modified, ultrafine tabular kaolin) dispersion in water	50
Water	10
<i>Total</i>	<i>100</i>

Results: Size of microcapsules: $D[4,3] = 20\mu\text{m}$.

15 Figure 3 is a light microscope image of the microcapsules of Example 3. After ageing for at least 1 day, the microcapsules did not collapse upon drying on a glass microscope slide [see light microscope image, Figure 3a, which shows a stable microcapsule dispersion] demonstrating that the wall had increased mechanical strength compared to the simple emulsion of Example 2. Addition of 5% w/w SynperonicTM NP8 did not cause the emulsion
 20 to break after a period of 1 week [see light microscope image, Figure 3b, taken after the addition of SynperonicTM NP8 and showing unbroken capsule dispersion] demonstrating that cross-linking anchored the surface-modified clay at the interface such that it was not displaced by the surfactant. Pickering emulsions are usually incompatible with surfactants (as shown in Figure 2b); cross-linking the particles allows them to be used with surfactants.

EXAMPLE 4

This Example illustrates the preparation of a two-layered capsule suspension. BayhydurTM 3100 [polyisocyanate based on hexamethylene diisocyanate modified with a polyether chain for water dispersibility (from Bayer)] was dispersed in water by shaking and then the
 5 resultant BayhydurTM 3100 solution was added dropwise to a single-layered capsule suspension prepared according to Example 3 with mixing from a YstralTM high shear mixer at about 5000rpm throughout the dropwise addition.

The resultant capsule suspension was then mixed with the YstralTM high shear mixer at about 20000rpm for 2 minutes. The composition is given in Table 4.

10

Table 4

Ingredient	Concentration (% w/w)
38% Solvesso TM 200ND O/W EW with 2% Suprasec TM 5025 (from Example 3)	80
Bayhydur TM 3100	2
Water	18
<i>Total</i>	<i>100</i>

Result: The capsules remained intact during dry down and examination in a Scanning Electron Microscope, see Figure 4, showing they had good mechanical strength. The BayhydurTM 3100 can be seen as spheres attached to the outside of the capsule walls. The
 15 capsules were sufficiently strong for them to survive high shear mixing at 20000rpm for 2 minutes with an YstralTM high shear mixer.

EXAMPLE 5

This Example illustrates the preparation of a single-layered capsule suspension with diethylenetriamine; it is similar to Example 3 but it has a second cross-linker.

20 A 25% w/w solution of diethylenetriamine (DETA) was prepared in water and then this aqueous DETA solution was added dropwise to a single-layered capsule suspension prepared according to Example 3 with mixing from an YstralTM high shear mixer at about 5000rpm. This capsule suspension was then mixed by the YstralTM high shear mixer at about 20000rpm for 2 minutes. The composition is given in Table 5.

Table 5

Ingredient	Concentration (% w/w)
38% Solvesso TM 200ND O/W dispersion with 2% Suprasec TM 5025 (Example 3)	94.7
Diethylenetriamine 25% w/w aqueous solution	5.3
<i>Total</i>	<i>100</i>

Result: Size of capsules: $D[4,3] = 21\mu\text{m}$.

Figure 5 is a light microscope image of the capsules of Example 5.

- 5 The capsules remained intact during either dry-down on a glass microscope slide or dry-down plus examination in a scanning electron microscope [SEM], demonstrating that they have good mechanical strength. The fact that there is no capsule collapse under SEM conditions demonstrates that the presence of the second cross-linker has enhanced the mechanical strength of the capsules compared to these of Example 3. The capsules were
- 10 sufficiently strong for them to survive high shear mixing at 20000rpm for 2 minutes with the YstralTM high shear mixer.

Figure 5a is a light microscope image showing a stable microcapsule dispersion (Example 5) on drying on a glass microscope slide in air.

- Figure 5b is a light microscope image showing an unbroken capsule dispersion (Example 5)
- 15 after the addition of SynperonicTM NP8.

EXAMPLE 6

This Example compares the release rate of non-cross-linked and cross-linked Pickering emulsions, compared to a polymer-stabilized emulsion.

20

Example 6a

This Example illustrates preparation of a simple Pickering emulsion.

- A 50% by weight solution of dimethylphthalate in SolvessoTM200ND was dispersed dropwise into a surface-modified Kaolin dispersion prepared according to Example 1, under
- 25 high shear mixing with an YstralTM high shear mixer at about 5000rpm throughout the dropwise addition and an O/W emulsion was then prepared by high shear mixing with the YstralTM high shear mixer at about 20000rpm for 2 minutes. The composition is given in Table 6a.

Table 6a

Ingredient	Concentration (% w/w)
Solvesso TM 200ND	20
Dimethylphthalate	20
5% w/w clay (amino-silane modified, ultrafine tabular kaolin) dispersion in water	50
Water	10
<i>Total</i>	<i>100</i>

Result: Size of droplets: $D[4,3] = 43\mu\text{m}$.

Figure 6a is a light microscope image of Example 6a.

Example 6b

- 5 This Example illustrates the preparation of a single-layered capsule suspension with diethylenetriamine containing dimethylphthalate prepared by an Ultrasonic process. A 10% w/w SuprasecTM 5025, 45% w/w dimethyl phthalate and 45% w/w SolvessoTM 200ND solution was dispersed dropwise into a surface-modified kaolin dispersion prepared according to Example 1, under agitation with an Ultrasonic Probe;
- 10 and then an O/W emulsion was prepared by high shear mixing with the Ultrasonic Probe for 2 minutes, under the following conditions: 50% Duty cycle, Output Control 4. To this emulsion, a 25% w/w diethylenetriamine solution was added under mixing with the Ultrasonic Probe. The full composition is given in Table 6b.

Table 6b

Ingredient	Concentration (% w/w)
Solvesso TM 200ND	17.1
Dimethylphthalate	17.1
Suprasec TM 5025	3.8
5% w/w clay (amino-silane modified, ultrafine tabular kaolin) dispersion in water	47.4
Water	9.5
Diethylenetriamine 25% w/w aqueous solution	5.1
<i>Total</i>	<i>100</i>

Result: Size of capsules: $D[4,3] = 146\mu\text{m}$. (This size is very large, the reason being that, as seen in Figure 6b, the capsules are sticking together). Figure 6b is a Scanning Electron Microscope image of Example 6b.

5 Example 6c

This Example illustrates the preparation of a single-layered capsule suspension with diethylenetriamine containing dimethylphthalate, prepared with the high shear YstralTM (or Ultra TurraxTM) process of example 2.

10 A 10% w/w SuprasecTM 5025, 45% w/w dimethylphthalate and 45% w/w SolvessoTM 200ND solution was dispersed dropwise into a surface-modified kaolin dispersion prepared according to Example 1, under high shear mixing with an YstralTM high shear mixer at about 5000rpm; and an O/W emulsion was then prepared by high shear mixing with the YstralTM high shear mixer at about 20000rpm for 2 minutes. A 25% w/w diethylenetriamine solution was then added to the emulsion under mixing with the YstralTM high shear mixer at about 15 5000rpm and an O/W emulsion was then prepared by high shear mixing with the YstralTM high shear mixer at about 20000rpm for 2 minutes. The full composition is identical to that given in Table 6b; the difference between Example 6b and Example 6c lies in the preparation processes; ultrasonic and Ystral processes respectively.

Result: Size of capsules: $D[4,3] = 33\mu\text{m}$.

20 Figure 6c is a Scanning Electron Microscope image of Example 6c.

Example 6d

This Example illustrates the preparation of a MowiolTM 4-88 emulsion.

25 A 50% by weight solution of dimethyl phthalate in SolvessoTM 200ND was dispersed dropwise into a 2% w/w solution of MowiolTM 4-88 (88% hydrolysed poly(vinyl acetate), MW ca. 28,000Dalton), under high shear mixing with an YstralTM high shear mixer. An O/W emulsion was then prepared by high shear mixing with the YstralTM high shear mixer, the speed of which was adjusted to yield a droplet size about $20\mu\text{m}$. The full composition is given in Table 6d.

Table 6d

Ingredient	Concentration (% w/w)
Solvesso TM 200ND	20
Dimethylphthalate	20
2% Mowiol TM 4-88 aqueous solution	60
<i>Total</i>	<i>100</i>

Result: Size of droplets: $D[4,3] = 17\mu\text{m}$.

Figure 6d is a light microscope image of Example 6d.

5

Example 6e

This Example provides release rate data for formulations prepared according to Examples 6a to 6d.

Approximately 1 to 1.5g of each of the four formulations described in Examples 6a-6d was
 10 diluted by a factor of 10 into water. Each of these solutions was placed in dialysis tubing and sealed in. Each dialysis tube was placed in ca. 100ml of water and was then left on rollers in a temperature controlled room [temperature of $20(+/-2)^{\circ}\text{C}$]. At suitable intervals, the UV absorbance of the water phase was measured at 276nm with a Perkin ElmerTM UV spectrophotometer. This process allowed the release of dimethylphthalate [DMP] into water
 15 to be followed with time. Release curves shown below in Figure 6e show that fast release was seen for dimethyl phthalate from the PVA stabilized emulsion (Example 6d) and from the unreacted clay stabilized emulsion (Example 6a). The rate of release was greatly reduced when the clay had been reacted with SuprasecTM 5025 (Example 6b) or with diethylenetriamine (Example 6c).

20

EXAMPLE 7

This Example illustrates the preparation of a pre-dispersed surface-modified clay slurry. 30g of surface-modified clay particles (as described in Example 1) were de-agglomerated (with a J&K mill) for 30 seconds prior to the addition of an equal weight of water. The slurry was homogenised using a Flack-Tek dispersing unit for 30 seconds. The slurry was
 25 later diluted with water to the desired concentration of 50% by weight for use in the following Examples.

EXAMPLE 8

Examples 8, 9 and 10 illustrate the preparation of a single-layered capsule suspension containing a pesticide, lambda-cyhalothrin dissolved in Solvesso 200ND prepared with the high shear YstralTM process. A SuprasecTM 5025, lambda-cyhalothrin and SolvessoTM 200ND solution was dispersed dropwise into a surface-modified kaolin dispersion prepared according to Example 7, under high shear mixing with an YstralTM high shear mixer at about 2000rpm; and an O/W emulsion was then prepared by high shear mixing with the YstralTM high shear mixer at about 2000rpm for 1 minute. A 25% w/w diethylenetriamine solution was then added to the emulsion under mixing with the YstralTM high shear mixer at about 5000rpm and an O/W emulsion was then prepared by high shear mixing with the YstralTM high shear mixer at about 20000rpm for 2 minutes. This emulsion formed a single-layer capsule dispersion. The full composition is given in Table 7.

Table 7

Ingredient	Concentration (g)
Solvesso TM 200ND	18
Lambda-cyhalothrin	18
Suprasec TM 5025	4
5% w/w clay (amino-silane modified, ultrafine tabular kaolin) dispersion in water prepared by dilution of 50% clay paste of Example 7 in water.	50
Water	10

EXAMPLE 9

Example 9 is an example of a capsule product containing both a cross-linked bound clay particle and an extra polyurea binding layer. It was prepared by taking the emulsion of Example 8 and treating it with diethylenetriamine (cross-linker) in the quantities given in Table 8 and mixing under low shear to homogenise the product

Table 8

Ingredient	Concentration / g
Diethylenetriamine [25% w/w aqueous solution]	5
Product from Example 8	100

EXAMPLE 10

Example 10 is an example of a capsule product containing both a cross-linked bound clay particle and an extra polyurethane binding layer. It was prepared by taking the emulsion of Example 8 and treating it with glycerol (cross-linker) and DABCO (catalyst) in the quantities given in Table 9 and mixing under low shear to homogenise the product.

Table 9

Ingredient	Concentration / g
Glycerol	1
DABCO [20% solution in water]	0.5
Product from Example 8	50

10 DABCO is (+-)-(E)-1-(2,6,6-trimethyl-2-cyclohexen-1-yl)-2-buten-1-one.

Examples 8, 9 and 10 immediately provided fluid dispersions that did not change on overnight standing. Further cross-linking was effected by heating the samples at 50°C for 2 hours but the physical characteristics of the products did not change.

To test the compatibility of these products with further added components, an oil-in-water emulsion of a isoparaffinic oil (Isopar™ M) was prepared. Isopar M was dispersed dropwise into a 5% w/w solution of Gohsenol™ GL05 (88% hydrolysed poly(vinyl acetate)), under high shear mixing with an Ystral™ high shear mixer. An O/W emulsion was then prepared by high shear mixing with the Ystral™ high shear mixer, the speed of which was adjusted to yield a droplet size about 10µm. The full composition is given in Table 10.

Table 10

Ingredient	Concentration / g
Isopar M	32
5% Gohsenol™ GL05 aqueous solution	50

Equal volumes of samples of each of Examples 8, 9 and 10 were then each independently mixed with an equal volume of the Isopar M emulsion. All the samples remained fluid both immediately and after standing for 24hours, demonstrating the compatibility of products of the invention with an added oil-in-water emulsion.

EXAMPLE 11

This Example provides data on enhancement seen in the photostability of lambda-cyhalothrin when trapped within Pickering capsules.

5

Example 11a

This Example illustrates the preparation of a single-layered capsule suspension with diethylenetriamine containing lambda cyhalothrin prepared with the high shear YstralTM process. A 10% w/w SuprasecTM 5025, 47.5% w/w lambda cyhalothrin and 47.5% w/w SolvessoTM 200ND solution was dispersed dropwise into a surface-modified kaolin dispersion prepared according to Example 7, under high shear mixing with an YstralTM high shear mixer at about 5000rpm; and an O/W emulsion was then prepared by high shear mixing with the YstralTM high shear mixer at about 20000rpm for 2 minutes. This emulsion formed a single layer capsule dispersion. A 25% w/w solution of diethylenetriamine (DETA) was prepared in water and then this aqueous DETA solution was added dropwise to the single-layered capsule suspension with mixing from an YstralTM high shear mixer at about 5000rpm. This capsule suspension was then mixed by the YstralTM high shear mixer at about 20000rpm for 2 minutes. The full composition is given in Table 11.

Table 11

Ingredient	Concentration (% w/w)
Solvesso TM 200ND	17
Lambda-cyhalothrin	17
Suprasec TM 5025	3.8
5% w/w clay (amino-silane modified, ultrafine tabular kaolin) dispersion in water (from Example 7)	47.4
Water	9.5
Diethylenetriamine 25% w/w aqueous solution	5.3
<i>Total</i>	100

20

Result: Size: $D[4, 3] = 31.7\mu\text{m}$.

Figure 7 is a Scanning Electron Microscope image of Example 11a.

Example 11b

This Example illustrates the preparation of a single-layered capsule suspension with diethylenetriamine containing lambda cyhalothrin prepared by the Ultrasonic process.

A 10% w/w SuprasecTM 5025, 45% w/w lambda cyhalothrin and 45% w/w

- 5 SolvessoTM 200ND solution was dispersed dropwise into a surface-modified kaolin dispersion prepared according to Example 7, under agitation with an Ultrasonic Probe; and then an O/W emulsion was prepared by high shear mixing with the Ultrasonic Probe for 2 minutes, under the following conditions: 50% Duty cycle, Output Control 4. This emulsion formed a single layer capsule dispersion. To this capsule suspension, a 25% w/w diethylenetriamine solution
- 10 was added under mixing with the Ultrasonic Probe. The full composition is given below in Table 12.

Table 12

Ingredient	Concentration (% w/w)
Solvesso TM 200ND	17
Lambda cyhalothrin	17
Suprasec TM 5025	3.8
5% w/w clay (amino-silane modified, ultrafine tabular kaolin) dispersion in water (from Example 7)	47.4
Water	9.5
Diethylenetriamine 25% w/w aqueous solution	5.3
<i>Total</i>	100

Figure 8 is a Scanning Electron Microscope image of Example 11b.

- 15 Result: Size of capsules: $D[4,3] = 171\mu\text{m}$ (this is large due to aggregation of the capsules in the instrument, the electron micrograph shows the capsule size to be smaller).

Example 11c

- Capsules according to Examples 11a and 11b were each assessed against commercially
- 20 available capsules [Karate ZeonTM] in a comparative study to determine the extent of protection provided by each of the capsules to lambda-cyhalothrin against u.v. photodegradation.

For each capsule type, samples of microcapsules were spread on glass slides and exposed to a xenon lamp (simulating sunlight) for up to three days. Using standard techniques, the

microcapsules were analysed to determine the amount of lambda-cyhalothrin present in the formulations at the initiation of exposure to ultraviolet light and the amount remaining at various time periods during the three days' exposure.

The results are shown in Figure 9. The capsules of the present invention clearly provide better u.v. protection to lambda-cyhalothrin than does the current commercial product.

EXAMPLE 12

This Example illustrates the preparation of a single-layered capsule suspension with diethylenetriamine containing dimethyl phthalate (which is an example of a volatile organic molecule) prepared with the high shear YstralTM process. A 10% w/w SuprasecTM 5025, 47.5% w/w dimethyl phthalate and 47.5% w/w SolvessoTM 200ND solution was dispersed dropwise into a surface-modified kaolin dispersion prepared according to Example 7, under high shear mixing with an YstralTM high shear mixer at about 5000rpm; and an O/W emulsion was then prepared by high shear mixing with the YstralTM high shear mixer at about 20000rpm for 2 minutes. This emulsion formed a single layer capsule dispersion. The composition is given in Table 13.

Table 13

Ingredient	Concentration (% w/w)
Solvesso 200ND	18
Dimethyl phthalate	18
Suprasec 5025	4
5% clay dispersion in water (from Example 7)	50
Water	10
<i>Total</i>	100

A 25% w/w solution of diethylenetriamine (DETA) was prepared in water and then varying amounts of this solution were added dropwise to the single-layered capsule suspension with mixing from an YstralTM high shear mixer at about 5000rpm) to give a range of DETA concentrations (0-1.3% by weight) in the final dispersions. Each capsule suspension was then mixed by the YstralTM high shear mixer at about 20000rpm for 2 minutes. The full composition is given in Table 14.

Table 14

Amount of DETA	0%	0.25%	0.5%	1%	1.3%
	Conc'n % w/w	Conc'n % w/w	Conc'n % w/w	Conc'n % w/w	Conc'n % w/w
36% (Solvesso 200ND/ dimethyl phthalate) O/W EW with 4% Suprasec 5025	100	99.01	98	96.01	94.7
Diethylenetriamine 25% w/w aq. solution	0	0.99	2	3.99	5.3
<i>Total</i>	<i>100</i>	<i>100</i>	<i>100</i>	<i>100</i>	<i>100</i>
Size: D[4, 3] (μm)	21	37	40	33	30

Approximately 1 to 1.5g of each of these capsule formulations was diluted by a factor of 10 into water. Each of these dilutions was placed in dialysis tubing and sealed in. Each dialysis tube was placed in about 100ml of water and was then left on rollers in a temperature controlled room [temperature of 20(+/-2) $^{\circ}\text{C}$]. At suitable intervals, the UV absorbance of the water phase was measured at 276nm with a Perkin ElmerTM UV spectrophotometer. This process allowed the release of dimethylphthalate [DMP] into water to be followed with time; see Figure 10, which shows that increasing the DETA loading decreases the rate of release of DMP from the capsules, showing that the rate of release is readily controlled by the loading of DETA used in the formulation.

EXAMPLE 13

This Example illustrates the preparation of a single-layered capsule suspension with diethylenetriamine containing mefenoxam prepared with the high shear YstralTM process. The capsule dispersion was found to show good redispersion properties after drying down to a dry deposit. A 5% w/w SuprasecTM 5025, 47.5% w/w mefenoxam and 47.5% w/w SolvessoTM 200ND solution was dispersed dropwise into a surface-modified kaolin dispersion prepared according to Example 7, under high shear mixing with an YstralTM high shear mixer at about 5000rpm; and an O/W emulsion was then prepared by high shear mixing with the YstralTM high shear mixer at about 20000rpm for 2 minutes. This emulsion formed a single layer capsule dispersion. A 25% w/w solution of diethylenetriamine (DETA) was prepared in water and then this aqueous DETA solution was added dropwise to the single-layered capsule suspension with mixing from an YstralTM high shear mixer at about 5000rpm. This

capsule suspension was then mixed by the Ystral™ high shear mixer at about 20000rpm for 2 minutes. The full composition is given in Table 15.

Table 15

Ingredient	Concentration (% w/w)
Solvesso™ 200ND	18
Mefenoxam	18
Suprasec™ 5025	1.9
5% w/w clay (amino-silane modified, ultrafine tabular kaolin) dispersion in water	47.4
Water	9.5
Diethylenetriamine 25% w/w aqueous solution	5.2
<i>Total</i>	100

5

Result: Size of capsules: $D[4,3] = 13.7\mu\text{m}$.

This formulation gave capsules that were stable on dry down, and the capsules in the aqueous dispersion were stable over a period of 9 months at ambient temperature. A sample of this dispersion was allowed to dry down in a plastic tray in a fume hood for 3 days, after which it was found to redisperse readily in water with gentle agitation. Figure 11 shows the capsules in their original dispersion and Figure 12 shows them in the dispersion formed from the redispersion after dry down. The capsules appeared to have lost some of the more volatile Solvesso™ 200ND through evaporation, but the capsules remained essentially intact and showed facile redispersion.

10

28817-18

- 26 -

CLAIMS:

1. A process for making microcapsules comprising;
 - i) forming a solution of a cross-linker in a liquid;
 - ii) forming a slurry of a surface-modified particulate inorganic material in
5 an aqueous medium; and
 - iii) dispersing the solution of step i) in the slurry of step ii) and causing
or allowing the cross-linker to react with the surface-modified particulate inorganic
material so as to form a cross-linked microcapsule wall.
2. A process as claimed in claim 1 in which the liquid is substantially
10 insoluble in water.
3. A process as claimed in claim 2 in which the liquid has a solubility in
water at 20°C of less than 10g/l.
4. A process as claimed in claim 1, 2 or 3 in which the liquid comprises an
active material which is an agrochemical.
- 15 5. A process as claimed in claim 4 in which the active material is an
insecticide.
6. A process as claimed in claim 5 in which the insecticide is a pyrethroid.
7. A process as claimed in claim 6 in which the pyrethroid is lambda-
cyhalothrin.
- 20 8. A process as claimed in any one of claims 1 to 7, in which the
particulate inorganic material comprises an oxy-compound of at least one of calcium,
magnesium, aluminium and silicon; or a derivative of such a compound.

28817-18

- 27 -

9. A process as claimed in claim 8 in which the particulate inorganic material is or is derived from silica, a silicate, marble, a clay or talc.

10. A process as claimed in claim 9 in which the particulate inorganic material is a clay.

5 11. A process as claimed in any one of claims 1 to 7 in which the particulate inorganic material is a mineral selected from kaolin, bentonite, alumina, limestone, bauxite, gypsum, magnesium carbonate, calcium carbonate, perlite, dolomite, diatomite, huntite, magnesite, boehmite, palygorskite, mica, vermiculite, hydrotalcite, hectorite, halloysite, gibbsite, kaolinite, montmorillonite, illite, attapulgite, laponite and
10 sepiolite.

12. A process as claimed in any one of claims 1 to 11, in which the particulate inorganic material has a median diameter (d_{50}) less than or equal to $10\mu\text{m}$.

13. A process as claimed in any one of claims 1 to 11 in which the particulate inorganic material has a particle size distribution where at least about 90%
15 of the particles by weight are smaller than about $2\mu\text{m}$.

14. A process as claimed in any one of claims 1 to 11 in which the particulate inorganic material has a particle size distribution where at least about 90% of the particles by weight are less than about $2\mu\text{m}$, at least about 90% of the particles by weight are less than about $1\mu\text{m}$, and at least about 75% of the particles by weight
20 are less than about $0.25\mu\text{m}$.

15. A process as claimed in any one of claims 1 to 14, in which the particulate inorganic material particle surface has been modified so as to have reactive groups by reaction with a chemical of the general structure X---Y---Z , in which X is a chemical moiety with a high affinity for the particle surface; Z is a
25 reactive chemical moiety; and Y is a chemical moiety that links X and Z together.

16. A process as claimed in claim 15 in which X is an alkoxy-silane group.

28817-18

- 28 -

17. A process as claimed in claim 15 or 16 in which Y is a C₂₋₆ alkylene chain.
18. A process as claimed in claim 15, 16 or 17 in which Z is an amine group.
- 5 19. A process as claimed in any one of claims 1 to 18, in which the surface-modified particulate inorganic material is clay which has been surface-modified with an amino-silane.
20. A process as claimed in any one of claims 1 to 19, in which the cross-linker is a polyisocyanate.
- 10 21. A process as claimed in any one of claims 1 to 20, where the cross-linked microcapsule wall is modified through addition of an extra cross-linking molecule.
22. A process as claimed in any one of the claims 1 to 21 in which the particulate inorganic material is natural.
- 15 23. A process as claimed in any one of claims 1 to 21 in which the particulate inorganic material is synthetic.
24. A microcapsule having a cross-linked particulate inorganic wall and dispersed in an aqueous medium.
25. A microcapsule as claimed in claim 24 which contains an active
20 ingredient encapsulated within the core of the microcapsule.
26. A microcapsule as claimed in claim 25 where the active ingredient is an agrochemical.
27. Use of a microcapsule as defined in claim 24, 25 or 26 in a controlled release application.

28817-18

- 29 -

28. Use of a microcapsule as defined in claim 24, 25 or 26 for protecting encapsulated material from the external environment.

29. Use of a microcapsule as defined in claim 26 for controlling or combating pests.

1 / 11




FIG. 1

20μm

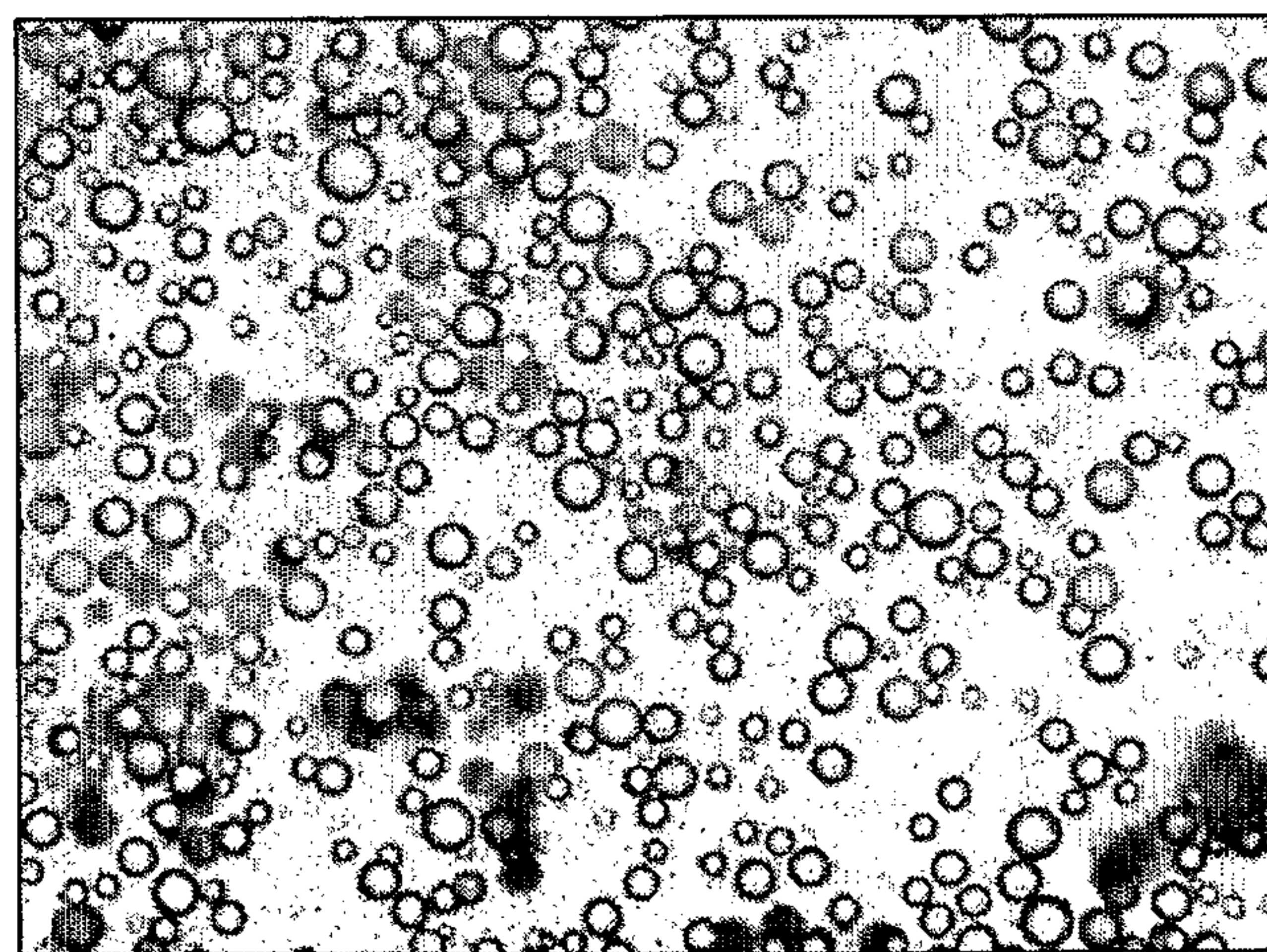


FIG. 2

50μm

2/11




FIG. 2a

100µm




FIG. 2b

20µm

3 / 11

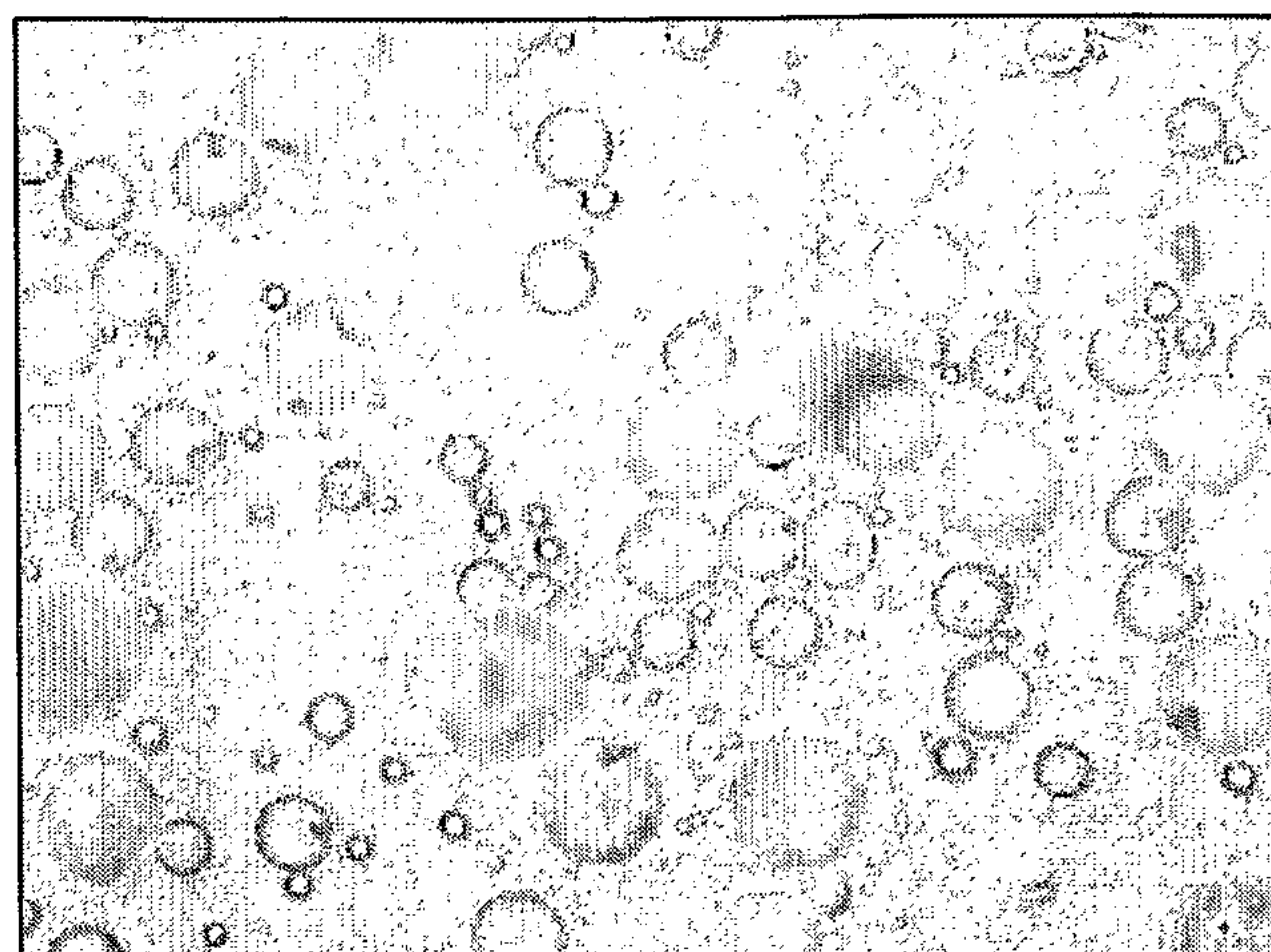


FIG. 3

20μm

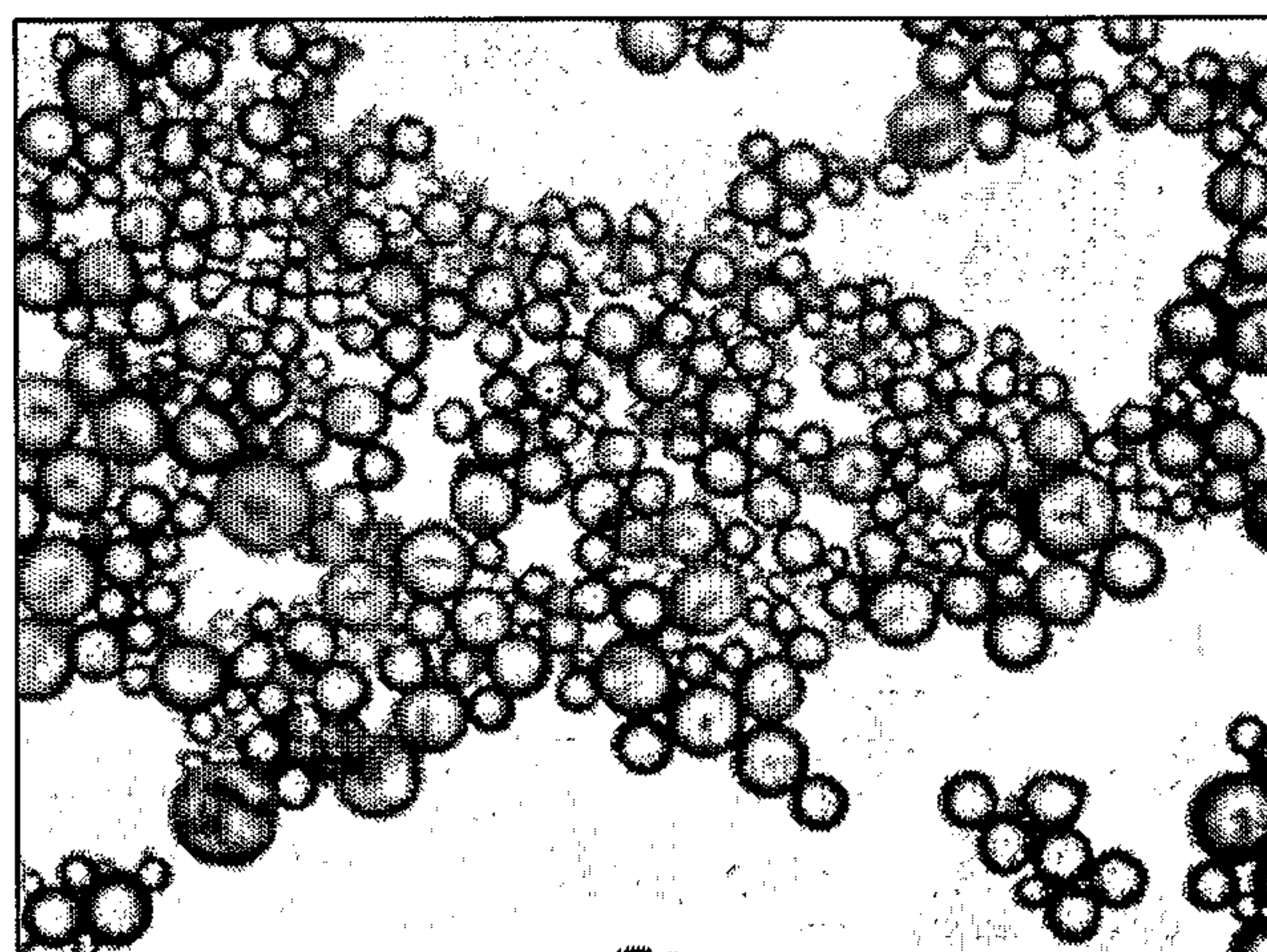


FIG. 3a

50μm

4 / 11

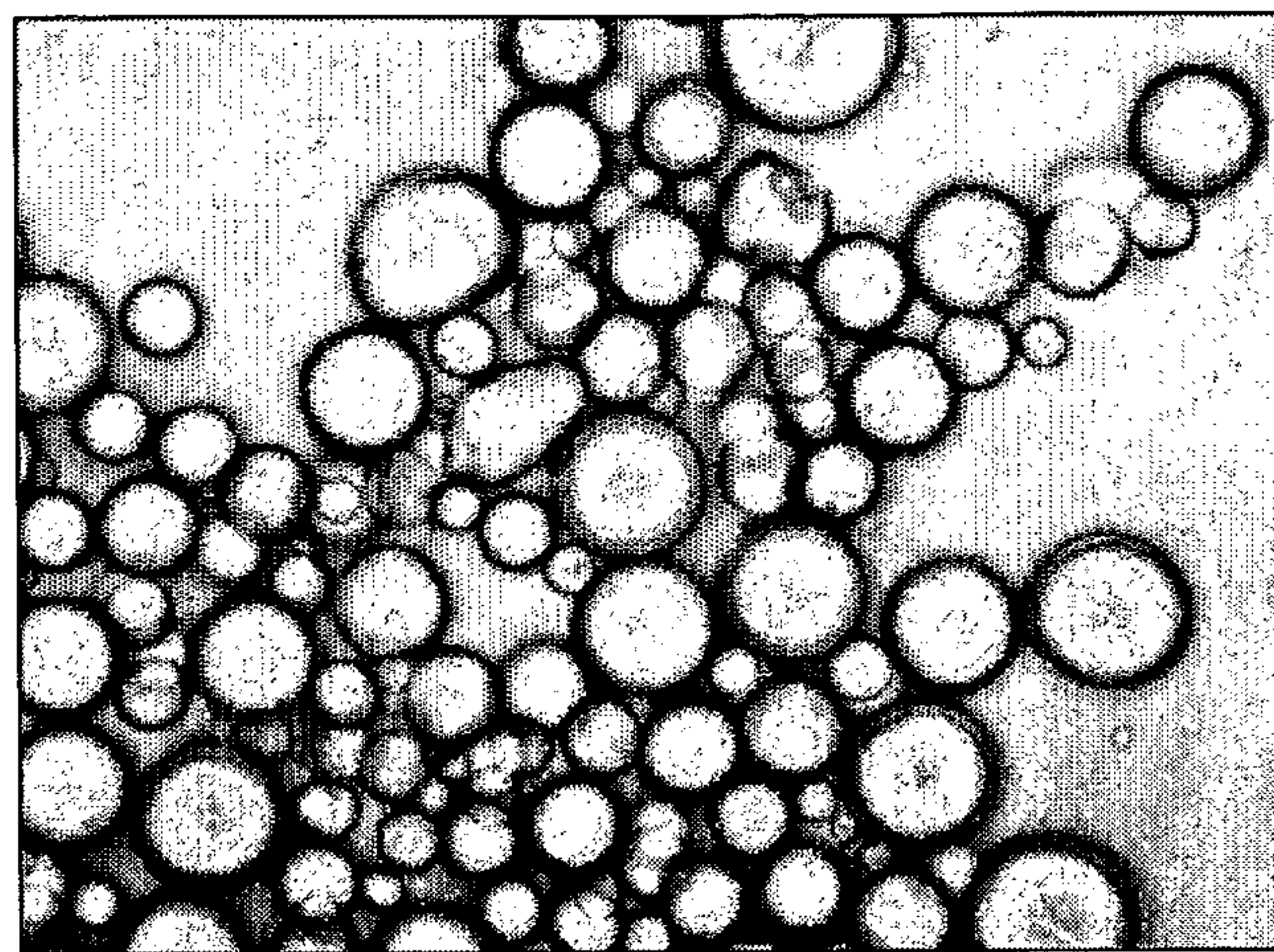


FIG. 3b

20μm

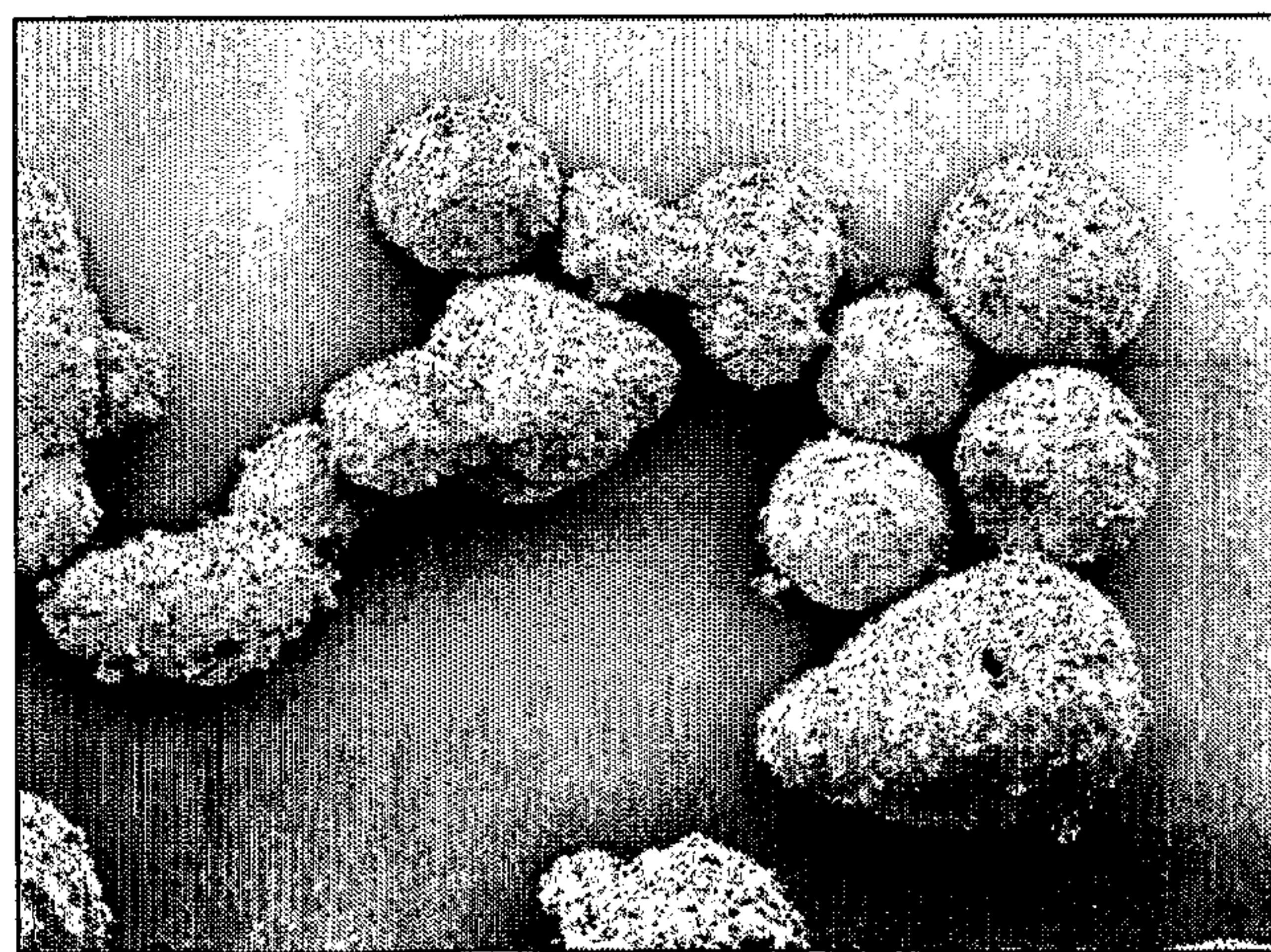


FIG. 4

20μm

5 / 11

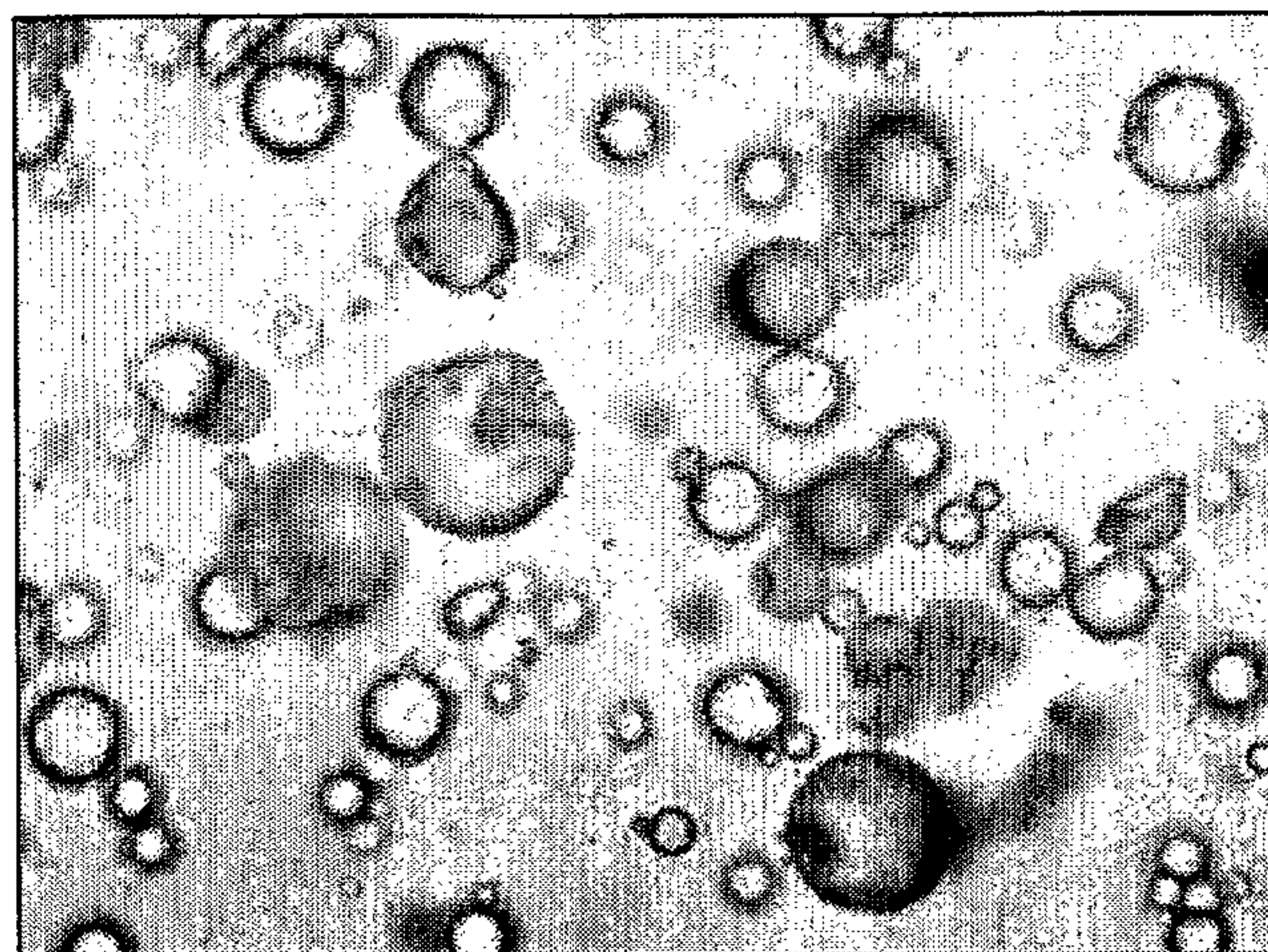


FIG. 5

20 μ m

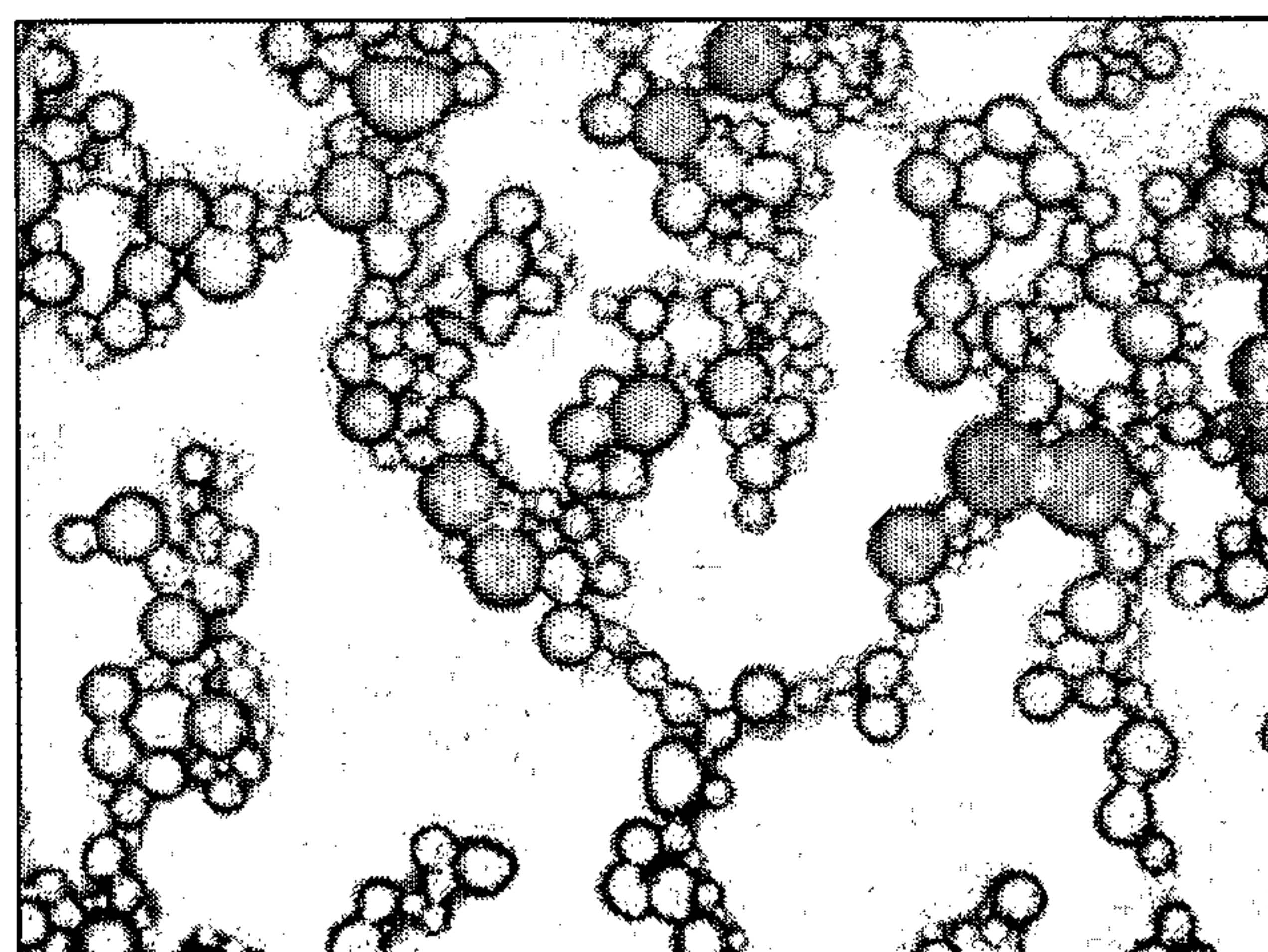


FIG. 5a

50 μ m

6/11

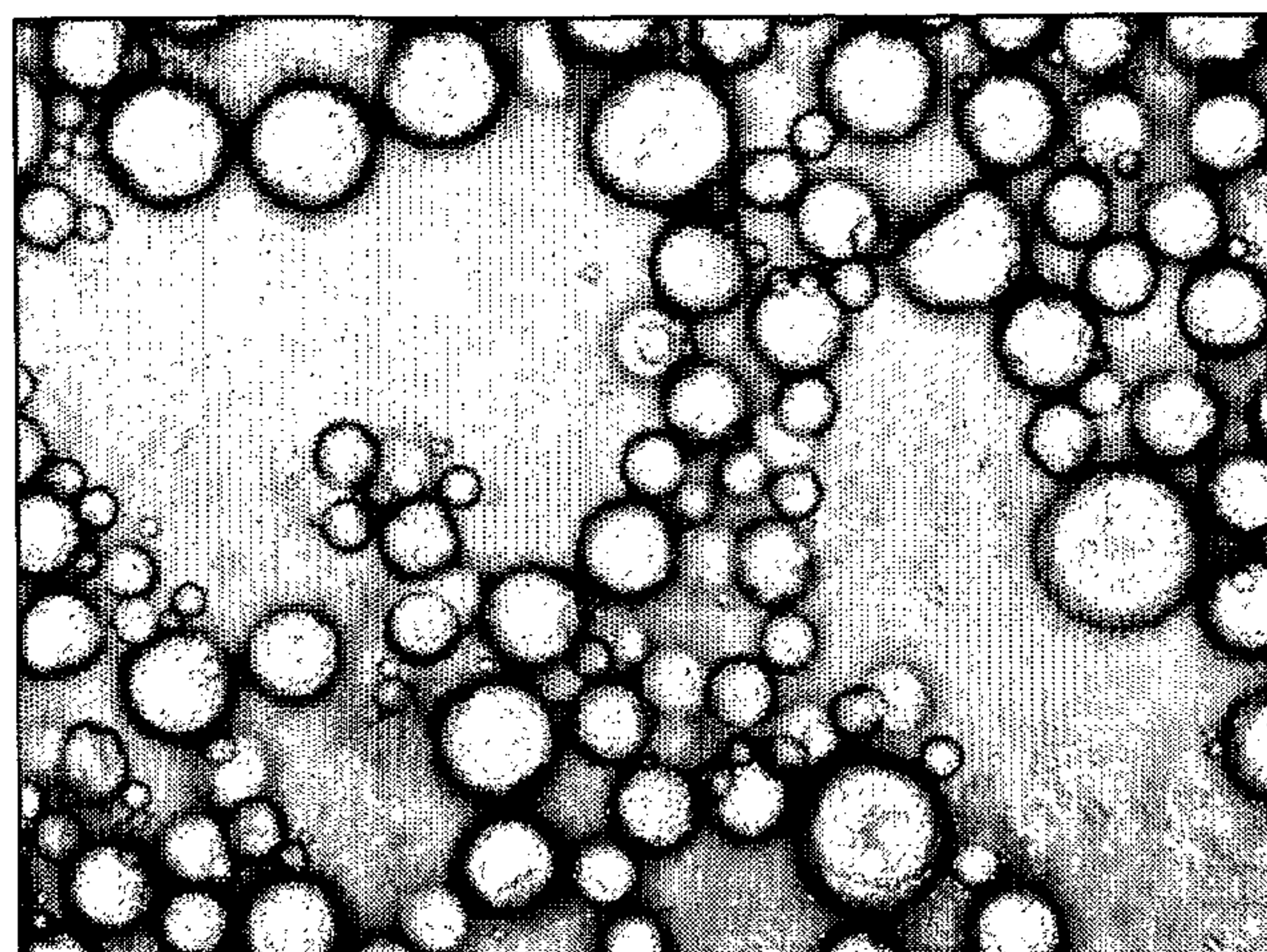


FIG. 5b

20μm




FIG. 6a

100μm

7 / 11

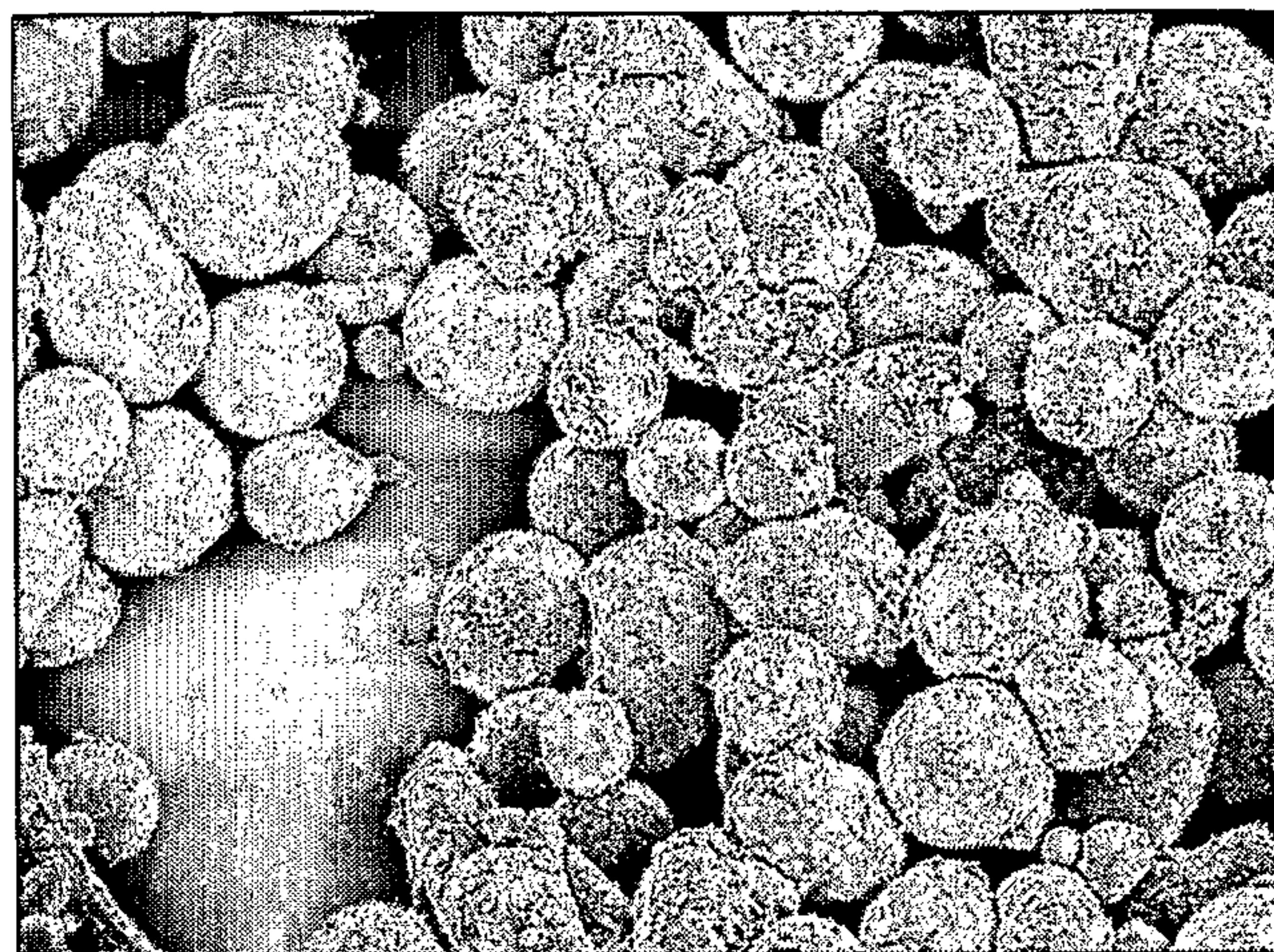


FIG. 6b

20μm

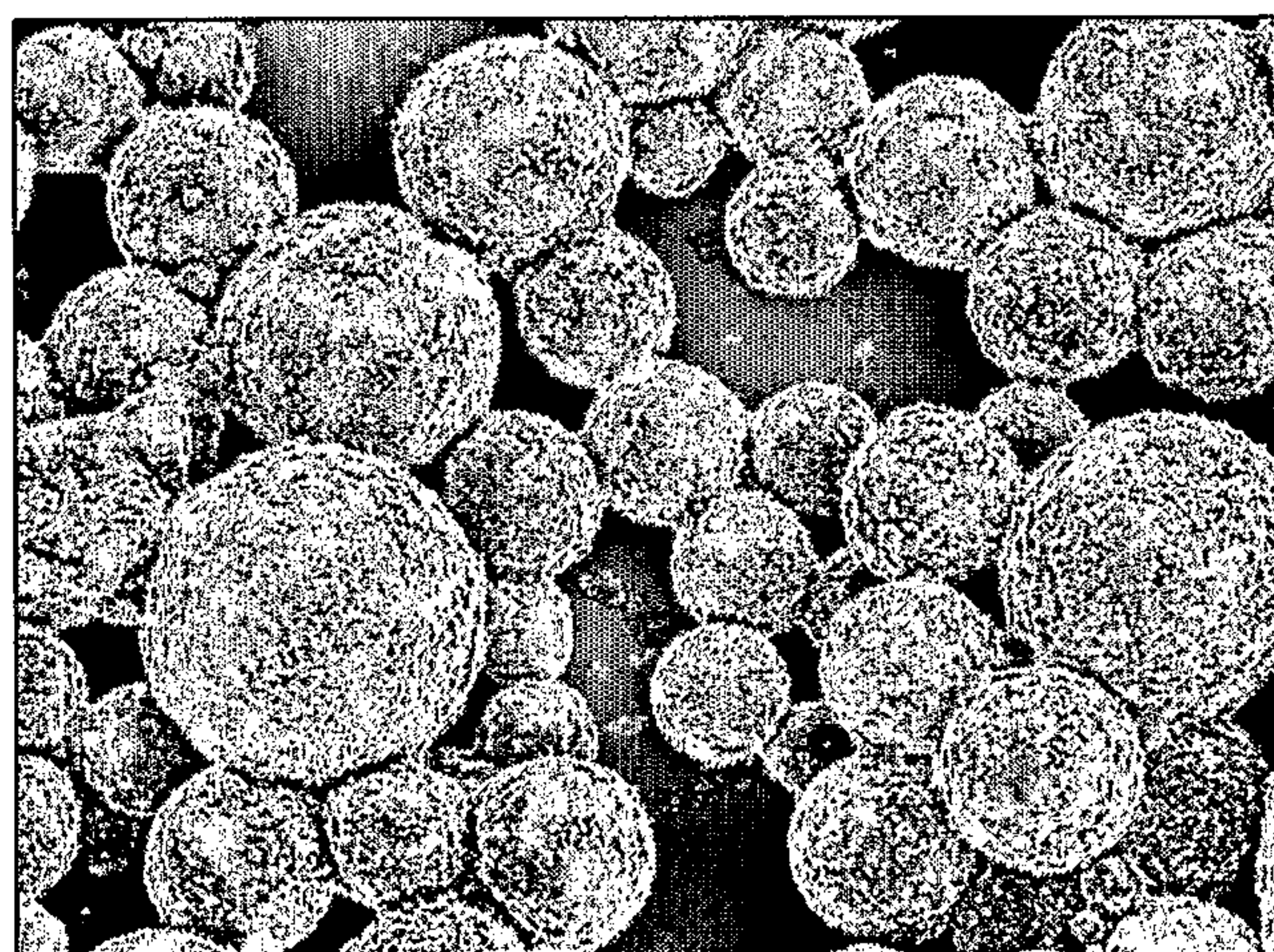


FIG. 6c

20μm

8 / 11




FIG. 6d

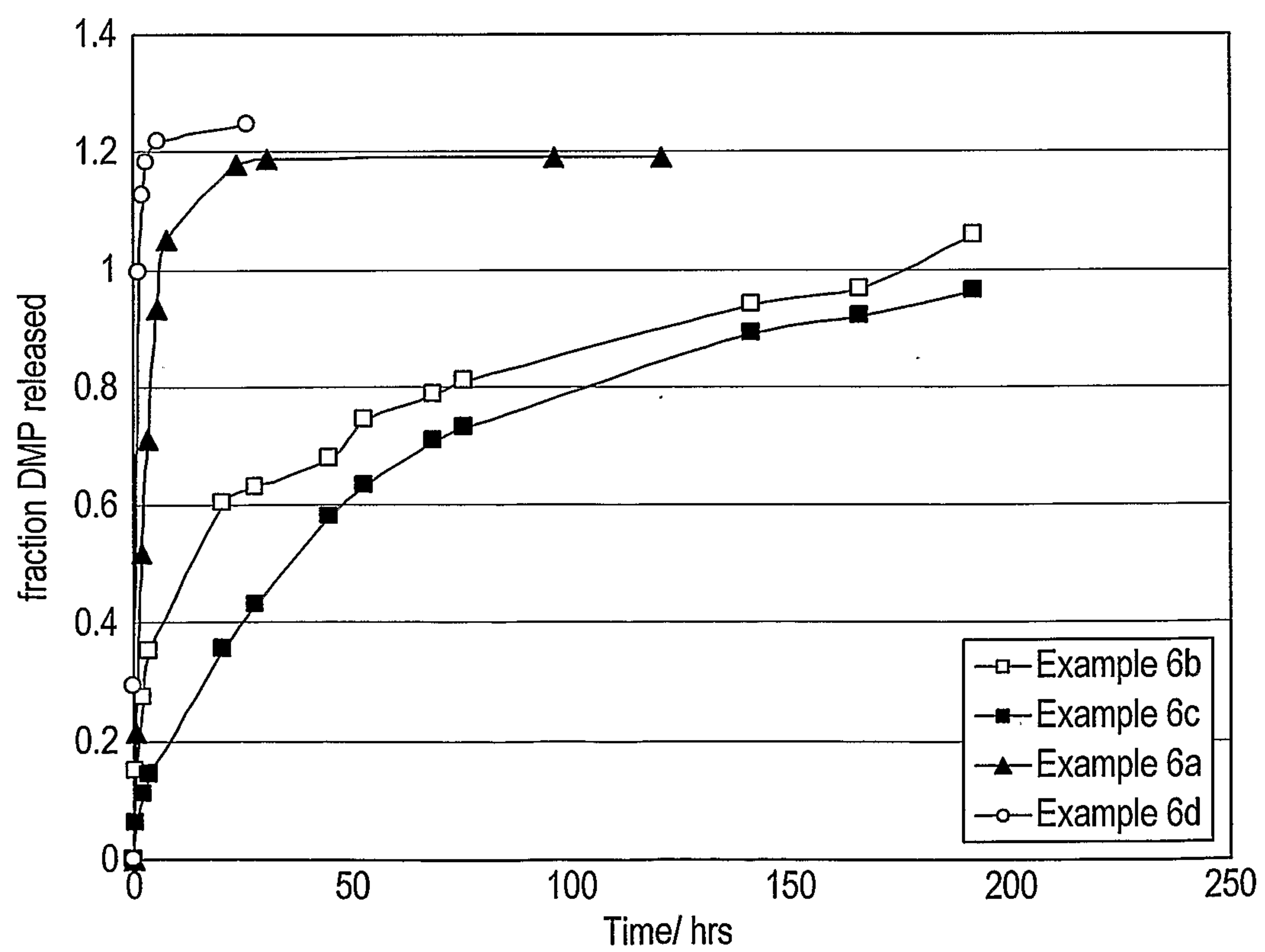


FIG. 6e

9/11

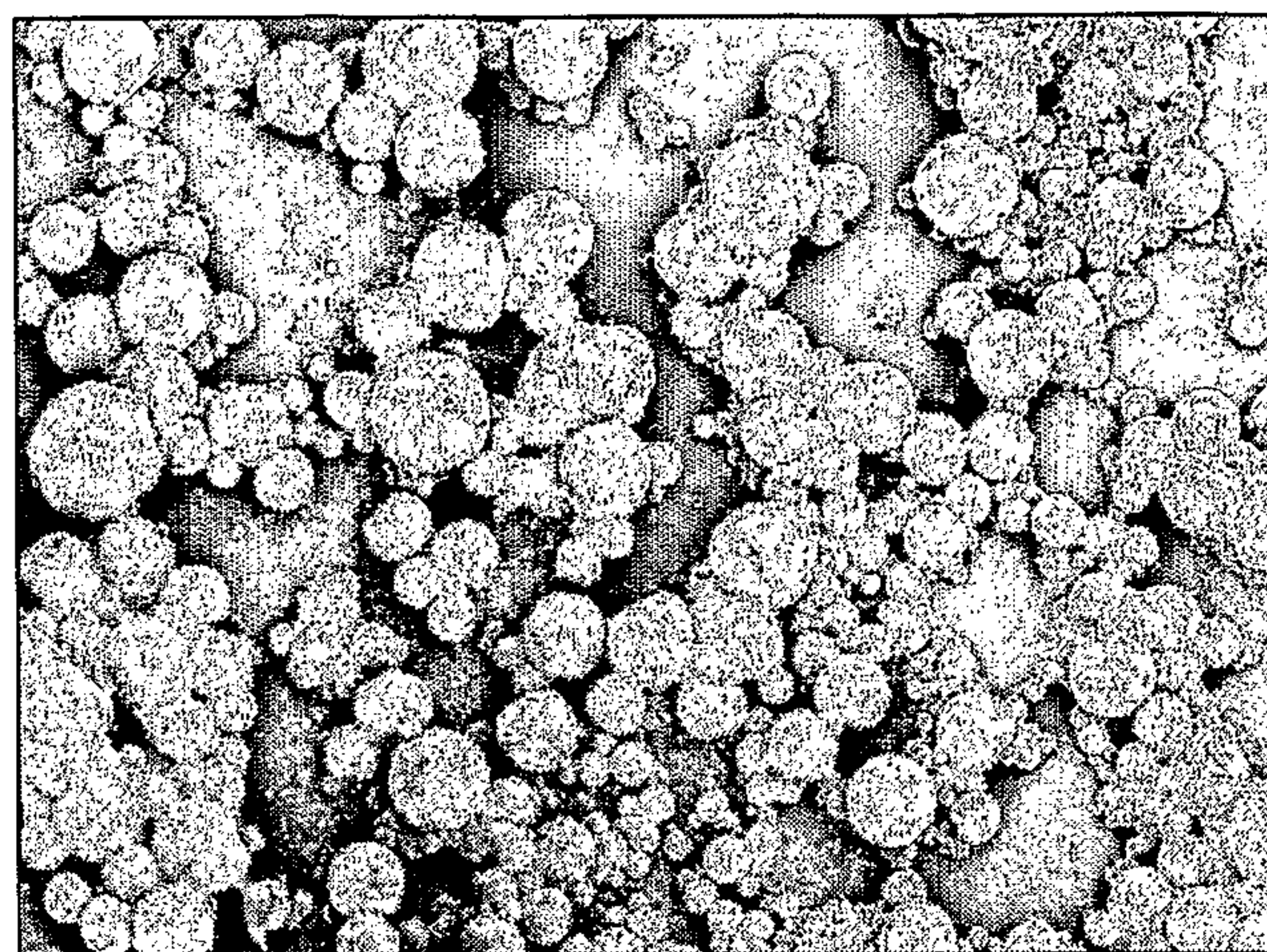


FIG. 7

100μm

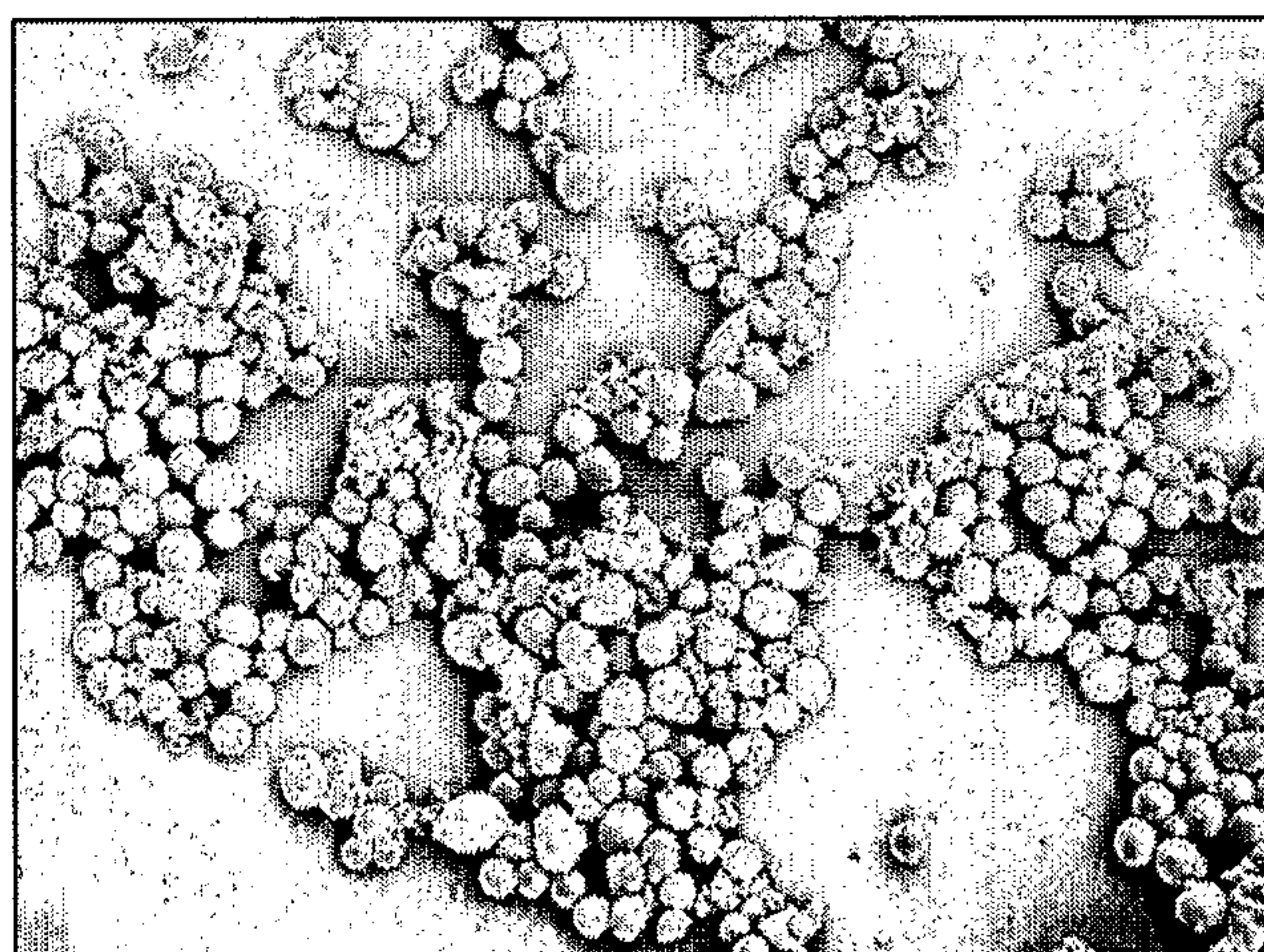


FIG. 8

100μm

10 / 11

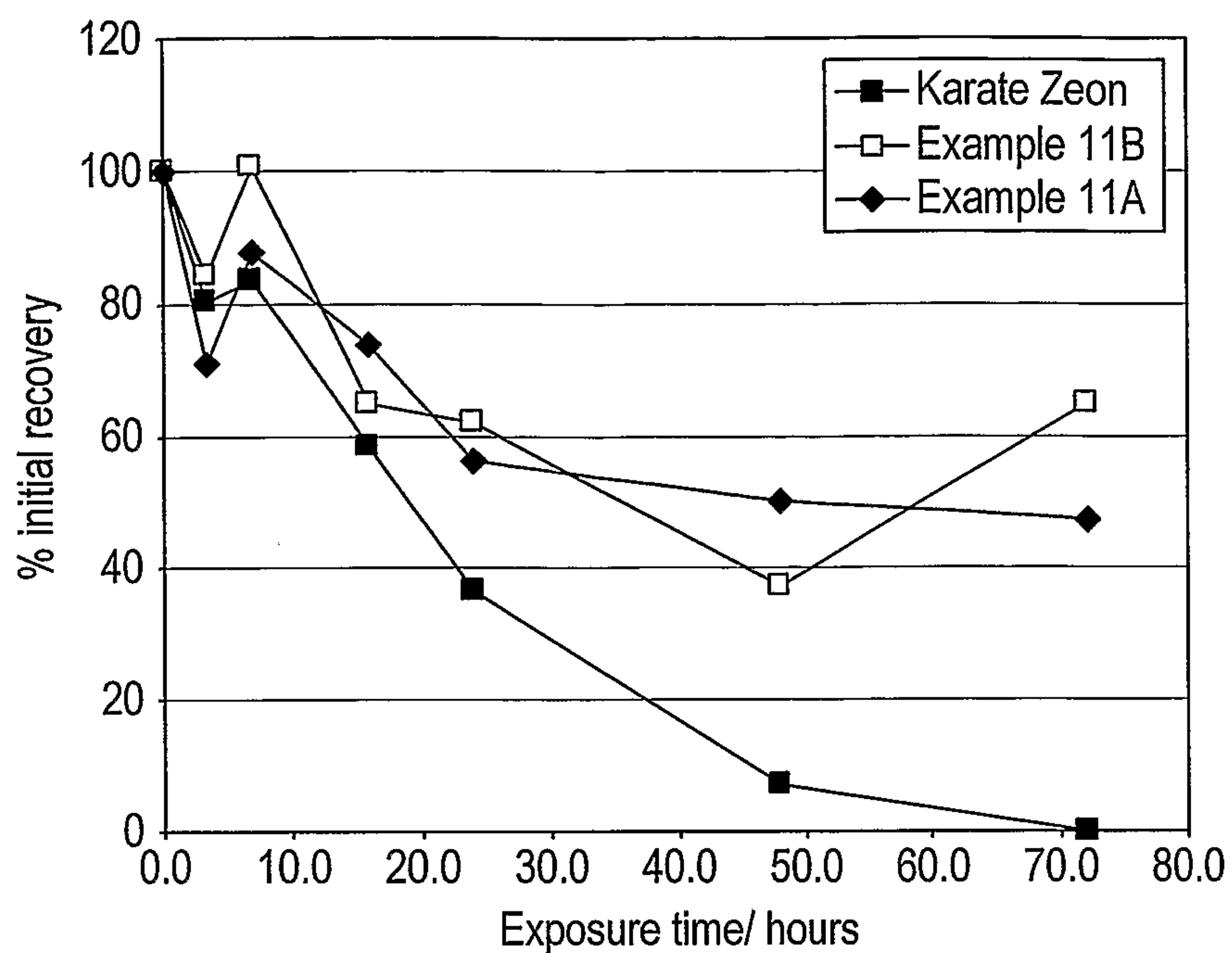


FIG. 9

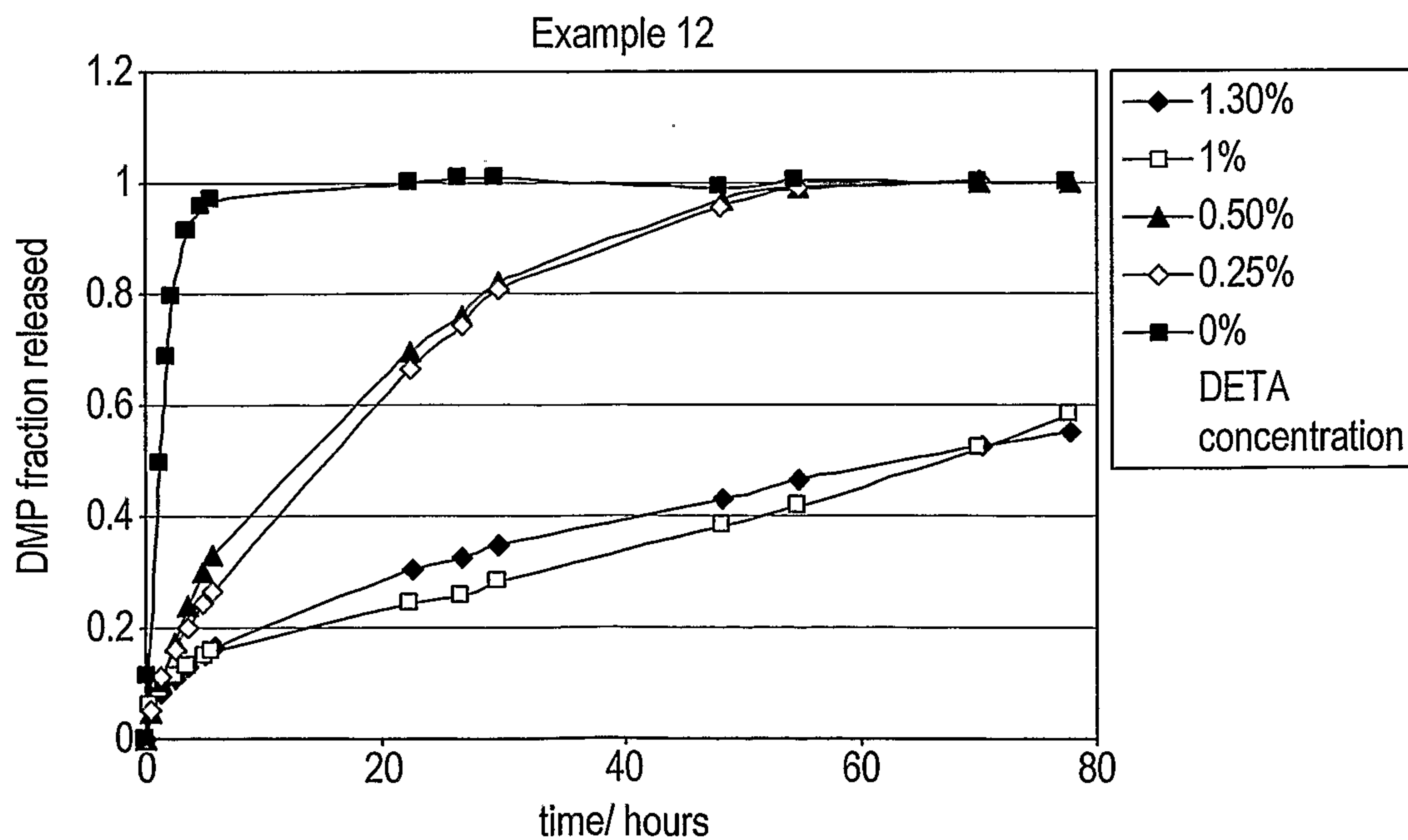


FIG. 10

11 / 11

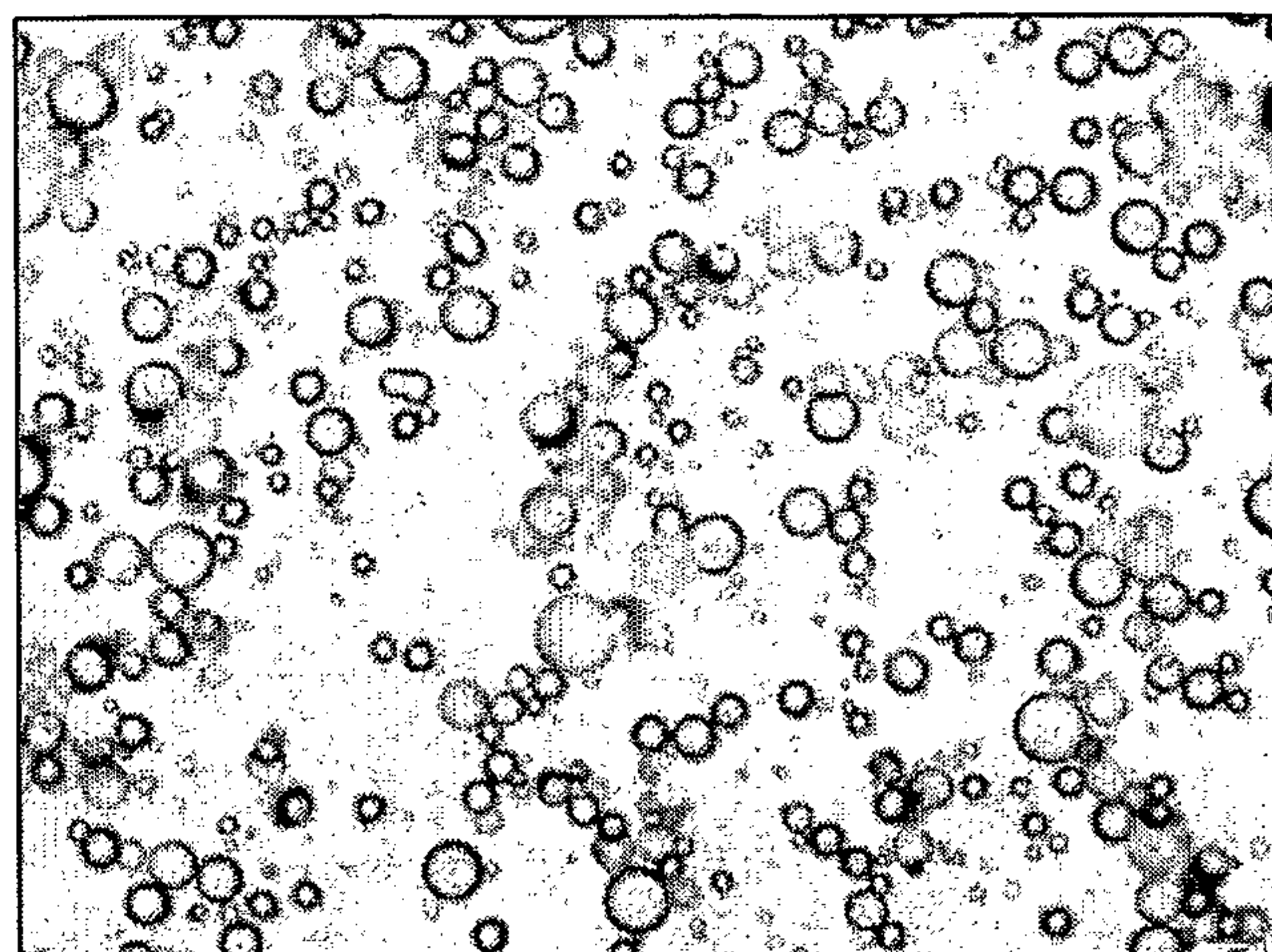


FIG. 11

50μm

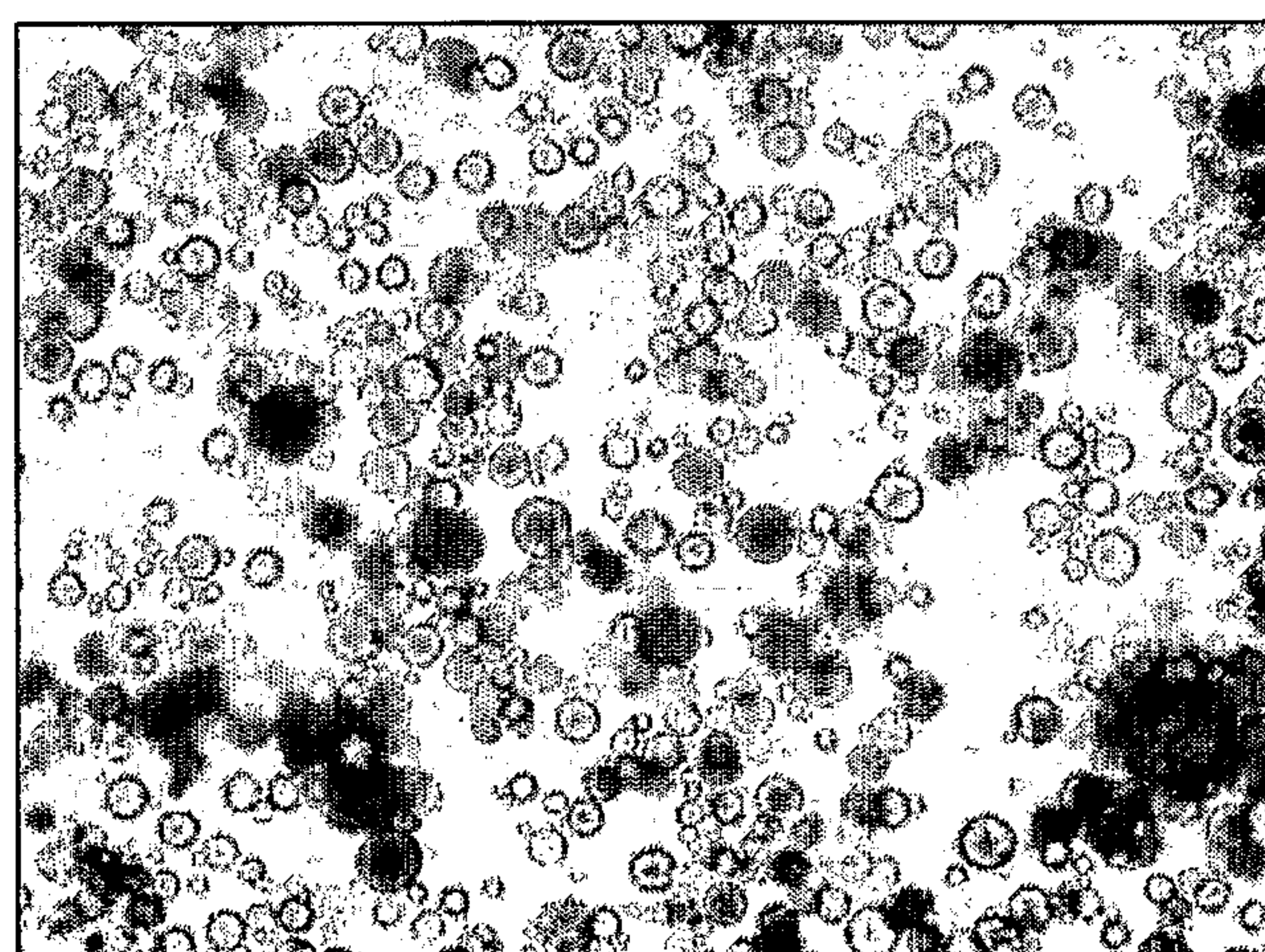


FIG. 12

50μm