



US00D725919S

(12) **United States Design Patent**
Hidalgo

(10) **Patent No.:** **US D725,919 S**

(45) **Date of Patent:** **** Apr. 7, 2015**

(54) **PRIVACY SCREEN**

2007/0163190 A1* 7/2007 Hofman et al. 52/239

* cited by examiner

(71) Applicant: **Haworth, Inc.**, Holland, MI (US)

Primary Examiner — Doris Clark

(72) Inventor: **Maria Patricia Urquiola Hidalgo**,
Milan (IT)

(74) *Attorney, Agent, or Firm* — Warner Norcross & Judd
LLP

(73) Assignee: **Haworth, Inc.**, Holland, MI (US)

(57) **CLAIM**

The ornamental design for a privacy screen, as shown and
described.

(**) Term: **14 Years**

DESCRIPTION

(21) Appl. No.: **29/456,835**

FIG. 1 is a perspective view of the privacy screen embodying
the new design;

(22) Filed: **Jun. 4, 2013**

FIG. 2 is a right side view;

(51) **LOC (10) Cl.** **06-06**

FIG. 3 is a left side view thereof;

(52) **U.S. Cl.**

FIG. 4 is a front view thereof;

USPC **D6/332**; D25/58

FIG. 5 is a rear view thereof;

(58) **Field of Classification Search**

FIG. 6 is a top view thereof;

USPC D25/58; D6/332; 52/481.2, 745.15,
52/239, 238.1; 160/135, 161, 351

FIG. 7 is a bottom view thereof;

See application file for complete search history.

FIG. 8 is a perspective of a privacy screen according to a
second embodiment;

(56) **References Cited**

FIG. 9 is a right side view, the left side view being a mirror
image thereof;

U.S. PATENT DOCUMENTS

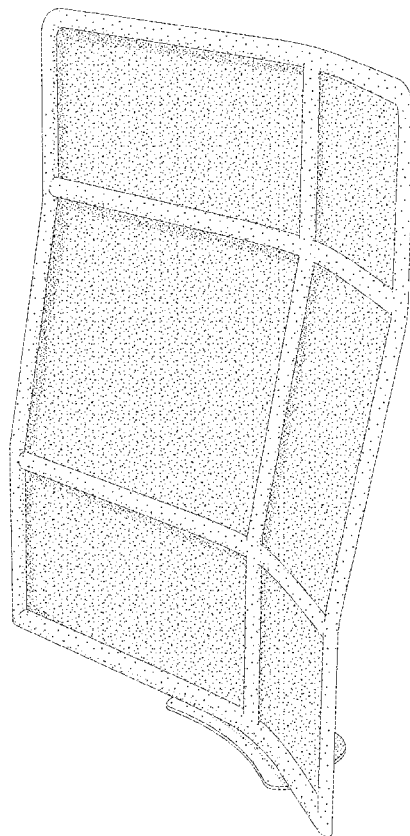
FIG. 10 is a front view thereof;

4,635,417 A * 1/1987 Larouche 52/239
D358,662 S * 5/1995 Good D25/58

FIG. 11 is a top view thereof; and,

FIG. 12 is a bottom view thereof.

1 Claim, 9 Drawing Sheets



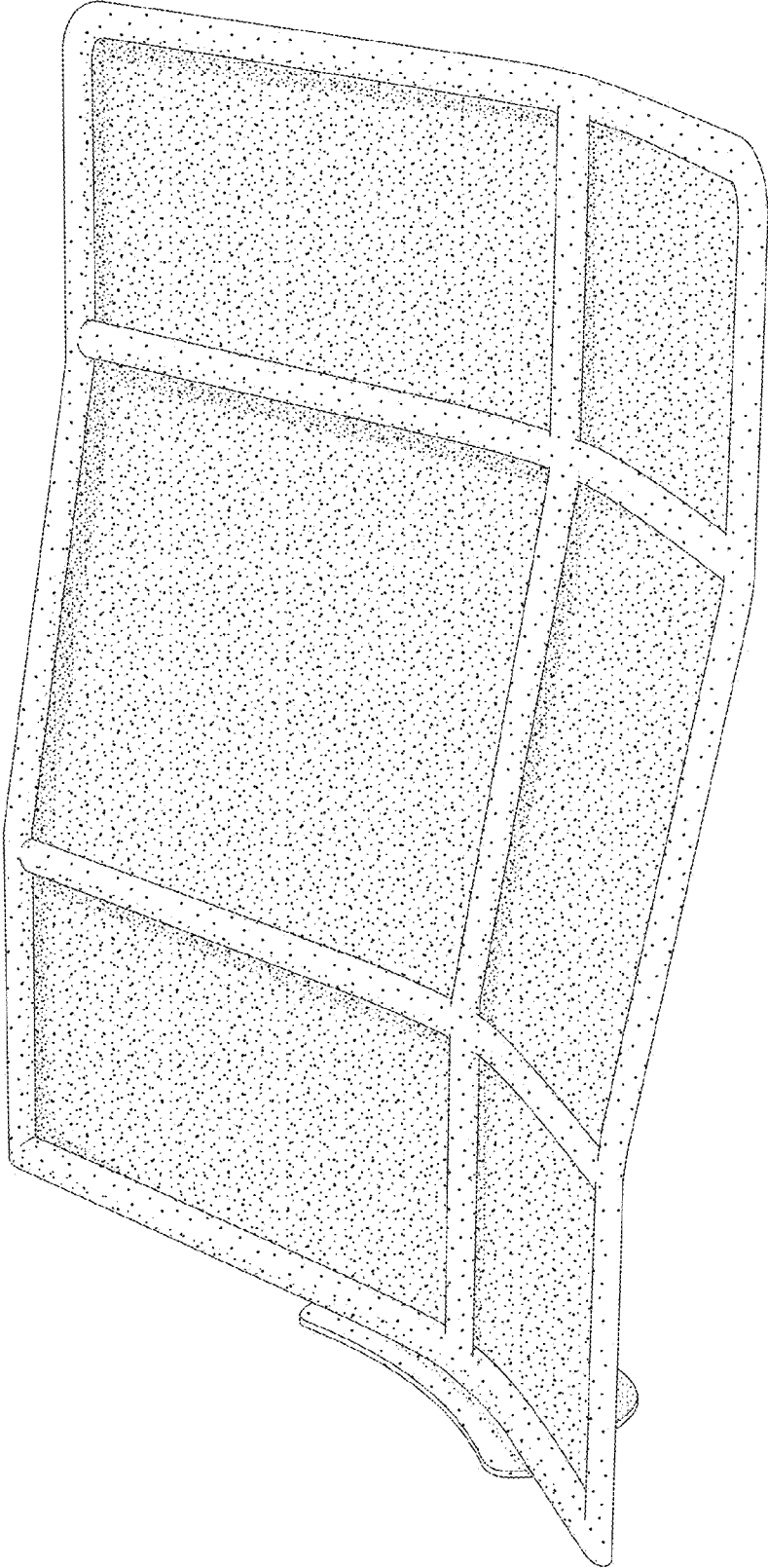


Fig. 1

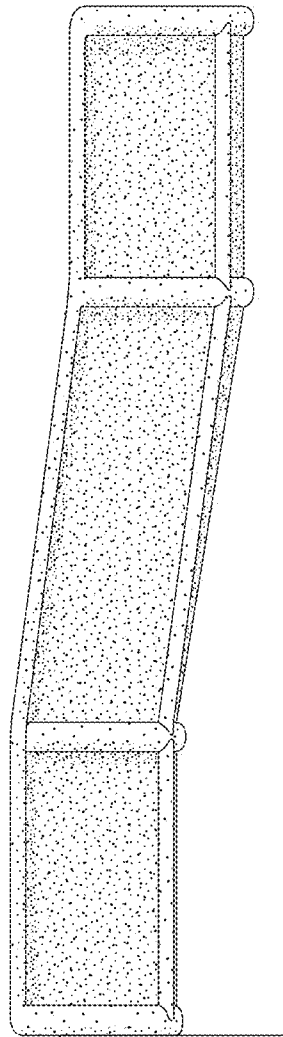


Fig. 2

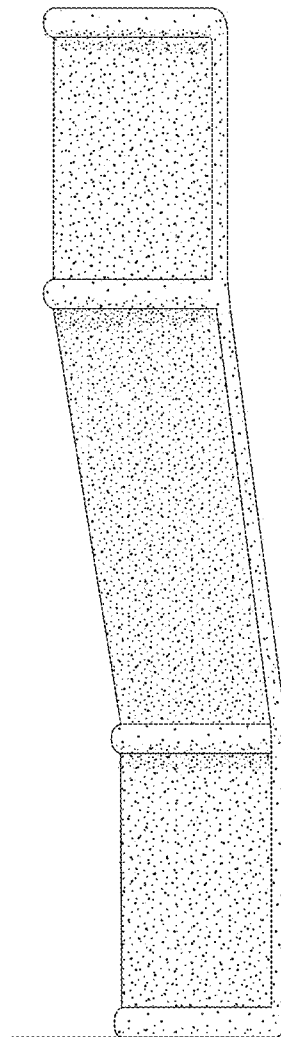


Fig. 3




Fig. 4




Fig. 5

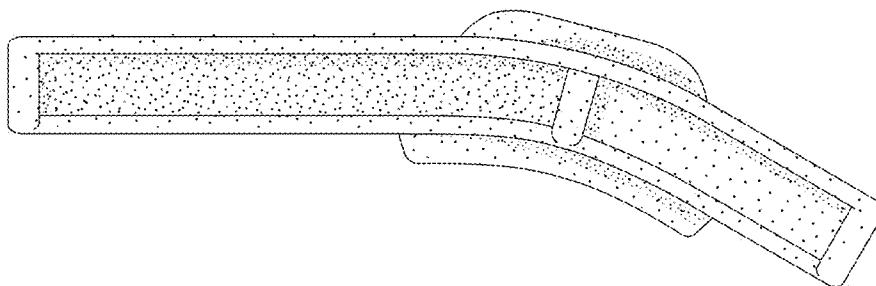


Fig. 6

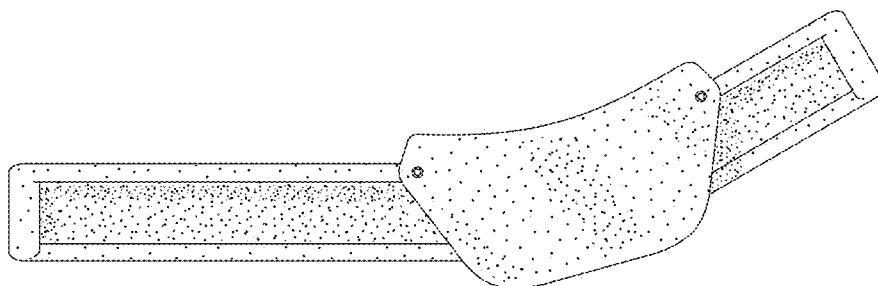


Fig. 7

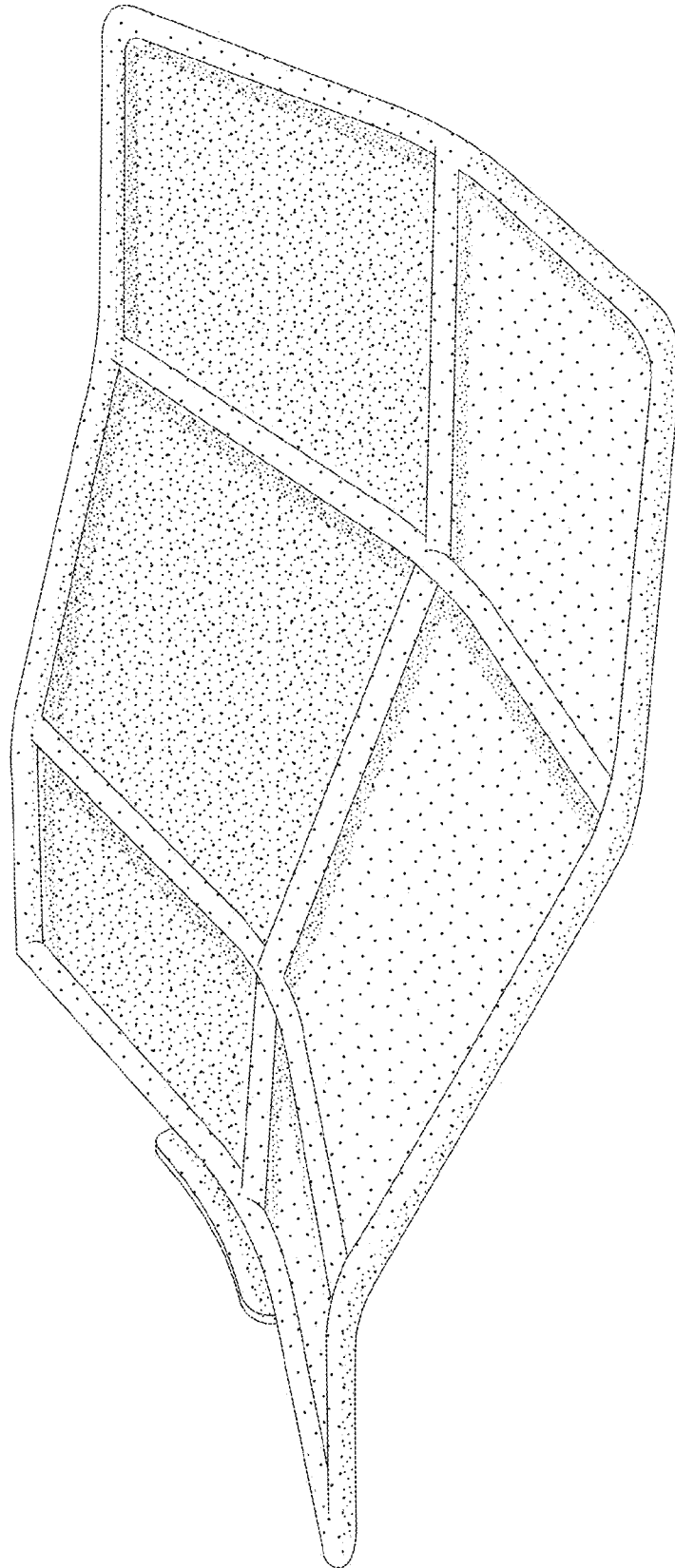


Fig. 8

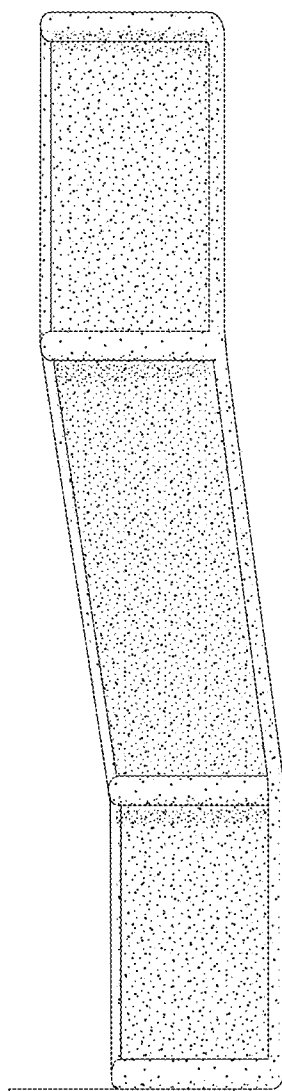


Fig. 9




Fig. 10

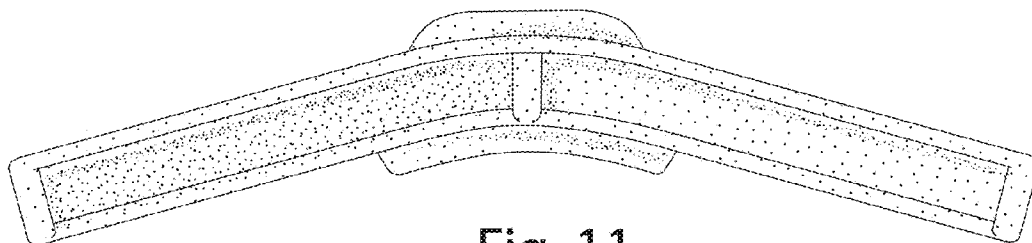


Fig. 11

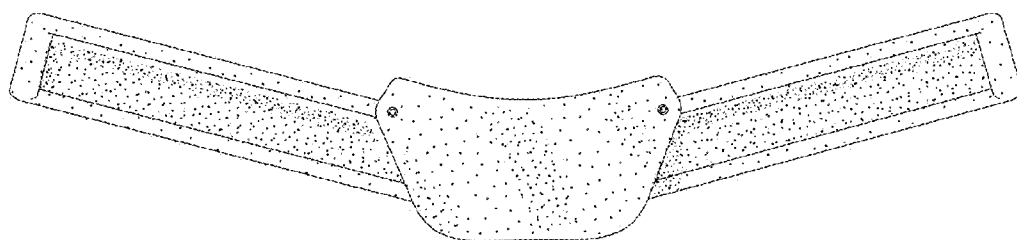


Fig. 12