



## (51) International Patent Classification:

C07D 231/54 (2006.01) A61K 31/416 (2006.01)  
C07D 401/04 (2006.01) A61K 31/4439 (2006.01)  
C07D 401/14 (2006.01) A61K 31/497 (2006.01)  
C07D 403/04 (2006.01) A61K 31/661 (2006.01)  
C07D 405/14 (2006.01) A61P 29/00 (2006.01)  
C07F 9/09 (2006.01)

## (21) International Application Number:

PCT/US2012/026517

## (22) International Filing Date:

24 February 2012 (24.02.2012)

## (25) Filing Language:

English

## (26) Publication Language:

English

## (30) Priority Data:

61/446,729 25 February 2011 (25.02.2011) US

(71) Applicant (for all designated States except US): ARENA  
PHARMACEUTICALS, INC. [US/US]; 6166 Nancy  
Ridge Drive, San Diego, California 92121 (US).

## (72) Inventors; and

(75) Inventors/Applicants (for US only): THATTE, Jayant [US/US]; 16881 Abundante Street, San Diego, California 92127 (US). BLACKBURN, Anthony C. [US/US]; 12633 Caminito Rosita, San Diego, California 92128 (US). HAN, Sangdon [KR/US]; 9953 Fieldthorn Street, San Diego, California 92127 (US). JONES, Robert M. [GB/US]; 10937 Corte luz del Sol, San Diego, California 92130 (US). JUNG, Jae-Kyu [KR/US]; 16478 Camelas Walk, San Diego, California 92127 (US). MONTALBAN, Anthony Garrido [ES/US]; 10339 Azuaga Street, No. 213, San Diego, California 92129 (US). PAL, Biman B. [US/US]; 8560 Foxcroft Place, San Diego, California 92129 (US). RUETER, Jaimie Karyn [US/US]; 9022 Westvale Road, San Diego, California 92129 (US). STRAH-PLEYNET, Sonja [US/US]; 27 Melrose Avenue, Newton, Massachusetts 02466 (US). THORESEN, Lars [US/US]; 7130 Shoreline Drive, No. 1110, San Diego, California 92122 (US). XIONG, Yifeng [US/US]; 5036 Pearlman Way, San Diego, California 92130 (US). YUE, Dawei [CN/US]; 11353 Nahama Lane, San Diego, California 92130 (US). ZHU, Xiuwen [CN/US]; 11367 Black Colt Lane, San Diego, California 92130 (US).

[Continued on next page]

## (54) Title: CANNABINOID RECEPTOR MODULATORS

Effect Of Compound 493 in FCA-Induced Hyperalgesia Model of Inflammatory Pain at  
1 h Post Dosing

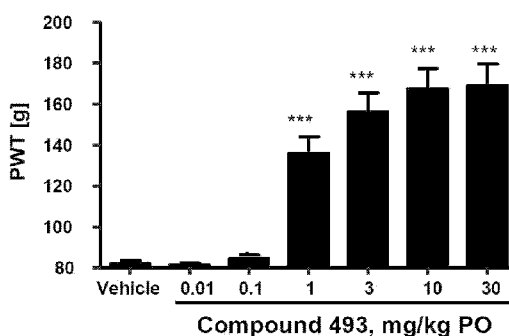
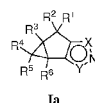


Figure 1



(57) Abstract: Provided are certain methods useful in the treatment of pain comprising administering a compound of Formula Ia and pharmaceutical compositions thereof that modulate the activity of the cannabinoid CB<sub>2</sub> receptor.



(74) **Agents:** SPRUCE, Lyle W. et al.; Arena Pharmaceuticals, Inc., 6166 Nancy Ridge Drive, San Diego, California 92121 (US).

(81) **Designated States** (*unless otherwise indicated, for every kind of national protection available*): AE, AG, AL, AM, AO, AT, AU, AZ, BA, BB, BG, BH, BR, BW, BY, BZ, CA, CH, CL, CN, CO, CR, CU, CZ, DE, DK, DM, DO, DZ, EC, EE, EG, ES, FI, GB, GD, GE, GH, GM, GT, HN, HR, HU, ID, IL, IN, IS, JP, KE, KG, KM, KN, KP, KR, KZ, LA, LC, LK, LR, LS, LT, LU, LY, MA, MD, ME, MG, MK, MN, MW, MX, MY, MZ, NA, NG, NI, NO, NZ, OM, PE, PG, PH, PL, PT, QA, RO, RS, RU, RW, SC, SD, SE, SG, SK, SL, SM, ST, SV, SY, TH, TJ, TM, TN, TR, TT, TZ, UA, UG, US, UZ, VC, VN, ZA, ZM, ZW.

(84) **Designated States** (*unless otherwise indicated, for every kind of regional protection available*): ARIPO (BW, GH, GM, KE, LR, LS, MW, MZ, NA, RW, SD, SL, SZ, TZ, UG, ZM, ZW), Eurasian (AM, AZ, BY, KG, KZ, MD, RU, TJ, TM), European (AL, AT, BE, BG, CH, CY, CZ, DE, DK, EE, ES, FI, FR, GB, GR, HR, HU, IE, IS, IT, LT, LU, LV, MC, MK, MT, NL, NO, PL, PT, RO, RS, SE, SI, SK, SM, TR), OAPI (BF, BJ, CF, CG, CI, CM, GA, GN, GQ, GW, ML, MR, NE, SN, TD, TG).

**Published:**

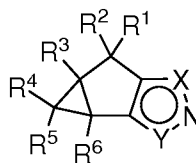
— with international search report (Art. 21(3))

## CANNABINOID RECEPTOR MODULATORS

Cannabinoids are a group of extracellular signaling molecules that are found in both plants and animals. Signals from these molecules are mediated in animals by two G-protein coupled receptors, Cannabinoid Receptor 1 (CB<sub>1</sub>) and Cannabinoid Receptor 2 (CB<sub>2</sub>). CB<sub>1</sub> is expressed most abundantly in the neurons of the CNS but is also present at lower concentrations in a variety of peripheral tissues and cells (Matsuda, L. A. *et al.* (1990) *Nature* 346:561-564). In contrast, CB<sub>2</sub> is expressed predominantly, although not exclusively, in non-neural tissues, *e.g.* in hematopoietic cells, endothelial cells, osteoblasts, osteoclasts, the endocrine pancreas, and cancerous cell lines (Munro, S. *et al.* (1993) *Nature* 365:61-65; and as reviewed in Pacher, P. *et al.* (2006) *Pharmacol. Rev.* 58(3): 389-462). As such, CB<sub>1</sub> is believed to be primarily responsible for mediating the psychotropic effects of cannabinoids on the body, whereas CB<sub>2</sub> is believed to be primarily responsible for most of their non-neural effects.

The texts of the references cited in this disclosure are herein incorporated by reference in their entireties. In the event that a definition of a term as incorporated by reference differs from the meaning defined herein, then the meaning provided herein is intended.

Provided is a composition comprising a compound of Formula **Ia** or a pharmaceutically acceptable salt, solvate, hydrate, and/or *N*-oxide thereof:

**Ia**

wherein:

R<sup>1</sup>, R<sup>2</sup>, R<sup>3</sup>, R<sup>4</sup>, R<sup>5</sup>, and R<sup>6</sup> are each independently selected from: H and C<sub>1</sub>-C<sub>6</sub> alkyl;

X is NR<sup>7</sup> and Y is CC(O)N(R<sup>8</sup>)R<sup>9</sup>; or

X is CC(O)N(R<sup>8</sup>)R<sup>9</sup> and Y is NR<sup>7</sup>;

R<sup>7</sup> is -R<sup>10</sup>-R<sup>11</sup>-R<sup>12</sup>-R<sup>13</sup>; wherein:

R<sup>10</sup> is selected from: C<sub>1</sub>-C<sub>6</sub> alkylene, heteroarylene, and heterocyclylene; or R<sup>10</sup> is absent;

R<sup>11</sup> is selected from: -C(O)NH- and C<sub>1</sub>-C<sub>6</sub> alkylene; or R<sup>11</sup> is absent;

R<sup>12</sup> is C<sub>1</sub>-C<sub>6</sub> alkylene; or R<sup>12</sup> is absent; and

R<sup>13</sup> is selected from: C<sub>1</sub>-C<sub>6</sub> alkyl, aryl, C<sub>3</sub>-C<sub>7</sub> cycloalkyl, heteroaryl, heterocyclyl, and hydroxyl; wherein said C<sub>1</sub>-C<sub>6</sub> alkyl, aryl, and heteroaryl are each optionally substituted with one or two substituents selected from: C<sub>1</sub>-C<sub>6</sub> alkoxy, C<sub>1</sub>-C<sub>6</sub>

alkyl, C<sub>1</sub>-C<sub>6</sub> alkylamino, C<sub>1</sub>-C<sub>6</sub> alkylsulfonyl, amino, C<sub>3</sub>-C<sub>7</sub> cycloalkyl, cyano, C<sub>2</sub>-C<sub>8</sub> dialkylamino, C<sub>1</sub>-C<sub>6</sub> haloalkyl, halogen, and hydroxyl;

R<sup>8</sup> is -R<sup>14</sup>-R<sup>15</sup>-R<sup>16</sup>-R<sup>17</sup>; wherein:

5 R<sup>14</sup> is selected from: C<sub>1</sub>-C<sub>6</sub> alkylene, C<sub>3</sub>-C<sub>7</sub> cycloalkenylene, C<sub>3</sub>-C<sub>7</sub> cycloalkylene, heteroarylene, and heterocyclylene; wherein said C<sub>1</sub>-C<sub>6</sub> alkylene and heterocyclylene are each optionally substituted with one or more substituents selected from: C<sub>1</sub>-C<sub>6</sub> alkoxy, C<sub>1</sub>-C<sub>6</sub> alkyl, C<sub>3</sub>-C<sub>7</sub> cycloalkyl, aryl, carboxy, heteroaryl, heterocyclyl, and hydroxyl; wherein said C<sub>1</sub>-C<sub>6</sub> alkyl and aryl are optionally substituted with one substituent selected from: C<sub>1</sub>-C<sub>6</sub> alkoxy, aryl, halogen, heteroaryl, and hydroxyl; or R<sup>14</sup> is absent;

R<sup>15</sup> is selected from: -C(O)NH-, -C(O)-, -C(O)O-, C<sub>1</sub>-C<sub>6</sub> alkylene, C<sub>3</sub>-C<sub>7</sub> cycloalkylene, heteroarylene, and heterocyclylene; wherein said heterocyclylene is optionally substituted with C<sub>1</sub>-C<sub>6</sub> alkyl; or R<sup>15</sup> is absent;

R<sup>16</sup> is C<sub>1</sub>-C<sub>6</sub> alkylene; or R<sup>16</sup> is absent; and

15 R<sup>17</sup> is selected from: H, C<sub>1</sub>-C<sub>6</sub> alkoxy, C<sub>1</sub>-C<sub>6</sub> alkyl, C<sub>1</sub>-C<sub>6</sub> alkylamino, C<sub>1</sub>-C<sub>6</sub> alkylcarboxamide, C<sub>2</sub>-C<sub>6</sub> alkynyl, ureyl, amino, aryl, arylamino, arylcarbonyl, aryloxy, carbo-C<sub>1</sub>-C<sub>6</sub>-alkoxy, carboxamide, carboxy, cyano, C<sub>3</sub>-C<sub>7</sub> cycloalkyl, C<sub>5</sub>-C<sub>11</sub> bicycloalkyl, C<sub>3</sub>-C<sub>7</sub> cycloalkylamino, C<sub>2</sub>-C<sub>8</sub> dialkylamino, C<sub>2</sub>-C<sub>8</sub> dialkylsulfonamide, C<sub>1</sub>-C<sub>6</sub> haloalkyl, heteroaryl, heteroaryloxy, heterobicyclyl, heterocyclyl, hydroxyl, and phosphonoxy; wherein said C<sub>1</sub>-C<sub>6</sub> alkylamino, amino, aryl, arylamino, aryloxy, C<sub>5</sub>-C<sub>11</sub> bicycloalkyl, C<sub>3</sub>-C<sub>7</sub> cycloalkyl, C<sub>3</sub>-C<sub>7</sub> cycloalkylamino, heteroaryl, heterobicyclyl, heterocyclyl, and ureyl are each optionally substituted with one or more substituents selected from: C<sub>1</sub>-C<sub>6</sub> alkoxy, C<sub>1</sub>-C<sub>6</sub> alkoxy, C<sub>1</sub>-C<sub>6</sub> alkyl, C<sub>1</sub>-C<sub>6</sub> alkylsulfonyl, amino, aryl, carboxy, cyano, C<sub>3</sub>-C<sub>7</sub> cycloalkyl, C<sub>2</sub>-C<sub>8</sub> dialkylamino, C<sub>1</sub>-C<sub>6</sub> haloalkoxy, C<sub>1</sub>-C<sub>6</sub> haloalkyl, halogen, heteroaryl, heterocyclyl, and hydroxyl; and

R<sup>9</sup> is selected from H, C<sub>1</sub>-C<sub>6</sub> alkyl, and C<sub>3</sub>-C<sub>7</sub> cycloalkyl; or

30 R<sup>8</sup> and R<sup>9</sup> together with the nitrogen atom to which they are both bonded form a group selected from: heterocyclyl and heterobicyclyl, each optionally substituted with one or more substituents selected from: Carbo-C<sub>1</sub>-C<sub>6</sub>-alkoxy, C<sub>1</sub>-C<sub>6</sub> alkoxy, C<sub>1</sub>-C<sub>6</sub> alkyl, aryl, carbo-C<sub>1</sub>-C<sub>6</sub>-alkoxy, C<sub>1</sub>-C<sub>6</sub> haloalkyl, halogen, heteroaryl, heteroaryloxy, heterocyclyl, and hydroxyl; wherein said aryl, C<sub>1</sub>-C<sub>6</sub> alkyl, and heteroaryl are optionally substituted with one substituent selected from: C<sub>3</sub>-C<sub>7</sub> cycloalkyl, C<sub>1</sub>-C<sub>6</sub> alkoxy, halogen, and hydroxyl,

35 and one or more known pharmaceutical agents selected from analgesic agents and antidiabetic agents.

Also provided is a composition comprising a compound of Formula **Ia** or a pharmaceutically acceptable salt, solvate, hydrate, and/or *N*-oxide thereof, one or more known



pharmaceutical agents selected from analgesic agents and antidiabetic agents, and a pharmaceutically acceptable carrier.

Also provided is a method for preparing a composition comprising the step of admixing a compound of Formula **Ia** or a pharmaceutically acceptable salt, solvate, hydrate, and/or *N*-oxide thereof, and one or more known pharmaceutical agents selected from analgesic agents and antidiabetic agents.

Also provided is a method for preparing a composition comprising the step of admixing a compound of Formula **Ia** or a pharmaceutically acceptable salt, solvate, hydrate, and/or *N*-oxide thereof, one or more known pharmaceutical agents selected from analgesic agents and antidiabetic agents, and a pharmaceutically acceptable carrier.

Also provided is a composition obtained by any of the methods described herein.

Also provided is a method for the treatment of pain in an individual in need thereof, comprising administering to said individual, a therapeutically effective amount of a compound of Formula **Ia** or a pharmaceutically acceptable salt, solvate, hydrate, and/or *N*-oxide thereof, and one or more known pharmaceutical agents selected from analgesic agents, antidiabetic agents, osteoarthritis agents, and anticancer agents.

Also provided is a method for the treatment of pain in an individual in need thereof, comprising prescribing to said individual, a therapeutically effective amount of a compound of Formula **Ia** or a pharmaceutically acceptable salt, solvate, hydrate, and/or *N*-oxide thereof, and one or more known pharmaceutical agents selected from analgesic agents, antidiabetic agents, osteoarthritis agents, and anticancer agents.

Also provided is a method for the management of pain in an individual in need thereof, comprising administering to said individual, a therapeutically effective amount of a compound of Formula **Ia** or a pharmaceutically acceptable salt, solvate, hydrate, and/or *N*-oxide thereof, and one or more known pharmaceutical agents selected from analgesic agents, antidiabetic agents, osteoarthritis agents, and anticancer agents.

Also provided is a method for the management of pain in an individual in need thereof, comprising prescribing to said individual, a therapeutically effective amount of a compound of Formula **Ia** or a pharmaceutically acceptable salt, solvate, hydrate, and/or *N*-oxide thereof, and one or more known pharmaceutical agents selected from analgesic agents, antidiabetic agents, osteoarthritis agents, and anticancer agents.

Also provided is a compound of Formula **Ia**, or a pharmaceutically acceptable salt, solvate, hydrate, and/or *N*-oxide thereof, for use in combination with and one or more known pharmaceutical agents selected from analgesic agents and antidiabetic agents.

Also provided is a compound of Formula **Ia**, or a pharmaceutically acceptable salt, solvate, hydrate, and/or *N*-oxide thereof, for use in a method for the treatment of pain in an individual in need thereof, comprising administering to said individual said compound and one

or more known pharmaceutical agents selected from analgesic agents, antidiabetic agents, osteoarthritis agents, and anticancer agents.

Also provided is a compound of Formula **Ia**, or a pharmaceutically acceptable salt, solvate, hydrate, and/or *N*-oxide thereof, for use in a method for the treatment of pain in an individual in need thereof, comprising prescribing to said individual said compound and one or more known pharmaceutical agents selected from analgesic agents, antidiabetic agents, osteoarthritis agents, and anticancer agents.

Also provided is a compound of Formula **Ia**, or a pharmaceutically acceptable salt, solvate, hydrate, and/or *N*-oxide thereof, for use in a method for the management of pain in an individual in need thereof, comprising administering to said individual said compound and one or more known pharmaceutical agents selected from analgesic agents, antidiabetic agents, osteoarthritis agents, and anticancer agents.

Also provided is a compound of Formula **Ia**, or a pharmaceutically acceptable salt, solvate, hydrate, and/or *N*-oxide thereof, for use in a method for the management of pain in an individual in need thereof, comprising prescribing to said individual said compound and one or more known pharmaceutical agents selected from analgesic agents, antidiabetic agents, osteoarthritis agents, and anticancer agents.

Also provided is one or more known pharmaceutical agents selected from analgesic agents and antidiabetic agents for use in combination with a compound of Formula **Ia**, or a pharmaceutically acceptable salt, solvate, hydrate, and/or *N*-oxide thereof.

Also provided is one or more known pharmaceutical agents selected from analgesic agents, antidiabetic agents, osteoarthritis agents, and anticancer agents for use in a method for the treatment of pain in an individual in need thereof, said method comprises administering to said individual one or more known pharmaceutical agents selected from analgesic agents, antidiabetic agents, osteoarthritis agents, and anticancer agents and a compound of Formula **Ia**, or a pharmaceutically acceptable salt, solvate, hydrate, and/or *N*-oxide thereof.

Also provided is one or more known pharmaceutical agents selected from analgesic agents, antidiabetic agents, osteoarthritis agents, and anticancer agents for use in a method for the treatment of pain in an individual in need thereof, said method comprises prescribing to said individual one or more known pharmaceutical agents selected from analgesic agents, antidiabetic agents, osteoarthritis agents, and anticancer agents and a compound of Formula **Ia**, or a pharmaceutically acceptable salt, solvate, hydrate, and/or *N*-oxide thereof.

Also provided is one or more known pharmaceutical agents selected from analgesic agents, antidiabetic agents, osteoarthritis agents, and anticancer agents for use in a method for the management of pain in an individual in need thereof, said method comprises administering to said individual one or more known pharmaceutical agents selected from analgesic agents,

antidiabetic agents, osteoarthritis agents, and anticancer agents and a compound of Formula **Ia**, or a pharmaceutically acceptable salt, solvate, hydrate, and/or *N*-oxide thereof.

Also provided is one or more known pharmaceutical agents selected from analgesic agents, antidiabetic agents, osteoarthritis agents, and anticancer agents for use in a method for the management of pain in an individual in need thereof, said method comprises administering to said individual one or more known pharmaceutical agents selected from analgesic agents, antidiabetic agents, osteoarthritis agents, and anticancer agents and a compound of Formula **Ia**, or a pharmaceutically acceptable salt, solvate, hydrate, and/or *N*-oxide thereof.

Also provided is a pharmaceutical product selected from: a pharmaceutical composition, a formulation, a dosage form, a combined preparation, a twin pack, and a kit; comprising a compound of Formula **Ia**, or a pharmaceutically acceptable salt, solvate, hydrate, and/or *N*-oxide thereof, and one or more known pharmaceutical agents selected from analgesic agents, antidiabetic agents, osteoarthritis agents, and anticancer agents; for treating pain in an individual.

Also provided is a pharmaceutical product selected from: a pharmaceutical composition, a formulation, a dosage form, a combined preparation, a twin pack, and a kit; comprising a compound of Formula **Ia**, or a pharmaceutically acceptable salt, solvate, hydrate, and/or *N*-oxide thereof, and one or more known pharmaceutical agents selected from analgesic agents, antidiabetic agents, osteoarthritis agents, and anticancer agents; for managing pain in an individual.

Also provided is the use of a compound of Formula **Ia**, or a pharmaceutically acceptable salt, solvate, hydrate, and/or *N*-oxide thereof, and one or more known pharmaceutical agents selected from analgesic agents, antidiabetic agents, osteoarthritis agents, and anticancer agents in the manufacture of a medicament for treating pain in an individual.

Also provided is the use of a compound of Formula **Ia**, or a pharmaceutically acceptable salt, solvate, hydrate, and/or *N*-oxide thereof, and one or more known pharmaceutical agents selected from analgesic agents, antidiabetic agents, osteoarthritis agents, and anticancer agents in the manufacture of a medicament for managing pain in an individual.

These and other aspects of the invention disclosed herein will be set forth in greater detail as the patent disclosure proceeds.

#### BRIEF DESCRIPTION OF THE DRAWINGS

**Figure 1** shows the effect of Compound **493** in the FCA-induced hyperalgesia model of inflammatory pain in rats at 1 h post dosing. See Example 7.

**Figure 2** shows the effect of Compound **493** in the monosodium iodoacetate (MIA) model of osteoarthritis in rats at 1 h post dosing. See Example 5.

**Figure 3** shows the effect of 10 mg/kg of Compound **493** on paclitaxel-induced allodynia in rats. See Example 8.

**Figure 4** shows the effect of Compound **493** on the skin incision model of post-operative pain in rats. See Example 6.

**Figure 5** shows a general synthesis of compounds described herein wherein X is CC(O)N(R<sup>8</sup>)R<sup>9</sup> and Y is NR<sup>7</sup>. First, a 2-(but-3-enyl)oxirane derivative is cyclized by treatment with a base. The resulting bicyclic alcohol is oxidized to the ketone and reacted with a dialkyl oxalate derivative in the presence of a base. The pyrazole ring is then formed by reaction with a substituted hydrazine and the resulting ester is hydrolyzed and coupled with an amine to form compounds described herein.

**Figure 6** shows a general synthesis of compounds described herein in which R<sup>7</sup> is a 4-oxy-pyrazin-2-yl group.

**Figure 7** shows a general synthesis of compounds described herein similar to the one shown in Figure 5 except the group R<sup>7</sup> is introduced subsequent to the formation of a tri-substituted pyrazole.

**Figure 8** shows a general synthesis of compounds described herein in which R<sup>7</sup> is either a 5-substituted-pyridin-2-yl group or a 5-substituted-pyrazin-2-yl group.

**Figure 9** shows a general synthesis of compounds described herein in which R<sup>7</sup> is a 4-substituted-pyridin-2-yl group.

**Figure 10** shows a general synthesis of compounds described herein wherein X is NR<sup>7</sup> and Y is CC(O)N(R<sup>8</sup>)R<sup>9</sup>. First, a bicyclo[3.1.0]hexan-3-ol derivative is oxidized and the resulting ketone is reacted with a dialkyl oxalate derivative in the presence of a base. The pyrazole ring is then formed by reaction with a substituted hydrazine and the resulting ester is hydrolyzed and coupled with an amine to form compounds described herein.

**Figure 11** shows a differential scanning calorimetry (DSC) thermogram for a sample containing a crystalline form of Compound **699** CH<sub>2</sub>Cl<sub>2</sub> solvate and a thermogravimetric analysis (TGA) thermogram of a sample containing a crystalline form of Compound **699** CH<sub>2</sub>Cl<sub>2</sub> solvate.

**Figure 12** shows an overlay of a powder X-ray diffraction pattern (PXRD) for a sample containing a crystalline form of Compound **699** CH<sub>2</sub>Cl<sub>2</sub> solvate obtained from recrystallization using CH<sub>2</sub>Cl<sub>2</sub>/hexane (Top Trace) and a powder X-ray diffraction pattern (PXRD) for a sample containing a crystalline form of Compound **699** CH<sub>2</sub>Cl<sub>2</sub> solvate obtained by slurrying non-solvated Compound **699** in CH<sub>2</sub>Cl<sub>2</sub> (Bottom Trace). The PXRD showed the crystalline solvate obtained from the CH<sub>2</sub>Cl<sub>2</sub> slurry is substantially indistinguishable from the crystalline solvate resulting from recrystallized from CH<sub>2</sub>Cl<sub>2</sub>/hexane.

**Figure 13** shows the effect of Compound **699** (10 mpk) compared to vehicle (methyl cellulose) in the STZ-induced PDPN Model. See Example 12.

**Figure 14** shows the effect of Compound **919** (10 mpk) compared to vehicle (methyl cellulose) in the STZ-induced PDPN Model. See Example 12.

**Figure 15** shows the effect of Compound **699** (1 mpk) and morphine (1 mpk) in relieving osteoarthritis pain. See Example 13.

**Figure 16** shows a powder X-ray diffraction pattern (PXRD) for a sample containing an anhydrous crystalline form of Compound **699**.

5        **Figure 17** shows a differential scanning calorimetry (DSC) thermogram for a sample containing an anhydrous crystalline form of Compound **699** and a thermogravimetric analysis (TGA) thermogram of a sample containing an anhydrous crystalline form of Compound **699**.

**Figure 18** shows an adsorption and desorption isotherm, Dyanmic Moisture Sorption (DMS), for a sample containing anhydrous crystalline form of Compound **699**.

10        For clarity and consistency, the following definitions will be used throughout this patent document.

The term “acute pain” is intended to mean pain from a specific cause (such as injury, infection, inflammation, etc.) that has lasted for a limited period of time (as opposed to chronic pain).

15        The term “chronic pain” is intended to mean pain that persists or recurs for greater than about 3 monthes and/or persists for greater than 1 month after resolution of an acute tissue injury, or accompanies a nonhealing lesion. Causes include chronic disorders (eg, cancer, arthritis, diabetes) and injuries (eg, herniated disk, torn ligament), and many primary pain disorders (eg, neuropathic pain, fibromyalgia, chronic headache).

20        The term "inflammatory pain" is intended to describe the subset of acute and chronic pain that results from inflammatory processes, such as may arise in the case of infections, arthritis and neoplasia or tumor related hypertrophy. Tumor or cancer associated pain is, therefore, considered to fall within the category of inflammatory pain. Examples of conditions associated with inflammatory pain include rheumatoid arthritis, osteo-arthritis, psoriatic  
25        arthropathy, arthritis associated with other inflammatory and autoimmune conditions, degenerative conditions such as back strain and mechanical back pain or disc disease, post operative pain, pain from an injury such as a soft tissue bruise or strained ligament or broken bone, abscess or cellulitis, fibrositis or myositis.

30        The term “analgesic agent” is intended to mean any biomolecule, drug or active agent that alleviates or prevents pain.

The term “co-analgesic agent” is intended to mean a drug that typically addresses indications other than pain relief, but possesses analgesic action for certain painful conditions.

35        The term “agonist” is intended to mean a moiety that interacts with and activates a G-protein-coupled receptor, for instance a cannabinoid receptor, and can thereby initiate a physiological or pharmacological response characteristic of that receptor. For example, an agonist may activate an intracellular response upon binding to a receptor, or enhance GTP binding to a membrane.

The term "antagonist" is intended to mean a moiety that competitively binds to the receptor at the same site as an agonist (for example, the endogenous ligand), but which does not activate the intracellular response initiated by the active form of the receptor and can thereby inhibit the intracellular responses by an agonist or partial agonist. An antagonist does not  
5 diminish the baseline intracellular response in the absence of an agonist or partial agonist.

The term "hydrate" as used herein means a compound described herein or a salt thereof, that further includes a stoichiometric or non-stoichiometric amount of water bound by non-covalent intermolecular forces.

The term "solvate" as used herein means a compound described herein or a salt, thereof,  
10 that further includes a stoichiometric or non-stoichiometric amount of a solvent bound by non-covalent intermolecular forces. In some embodiments, the solvents are volatile, non-toxic, and/or acceptable for administration to humans in trace amounts.

The term "in need of treatment" and the term "in need thereof" when referring to treatment are used interchangeably to mean a judgment made by a caregiver (*e.g.* physician, nurse, nurse practitioner, *etc.* in the case of humans; veterinarian in the case of animals, including non-human mammals) that an individual or animal requires or will benefit from treatment. This judgment is made based on a variety of factors that are in the realm of a caregiver's expertise, but that includes the knowledge that the individual or animal is ill, or will become ill, as the result of a disease, condition or disorder that is treatable by the compounds  
15 described herein. Accordingly, the compounds described herein can be used in a protective or preventive manner; or compounds described herein can be used to alleviate, inhibit or ameliorate the disease, condition or disorder.

The term "individual" is intended to mean any animal, including mammals, such as mice, rats, other rodents, rabbits, dogs, cats, swine, cattle, sheep, horses, or primates, and in  
25 some embodiments, humans.

The term "inverse agonist" is intended to mean a moiety that binds to the endogenous form of the receptor or to the constitutively activated form of the receptor and which inhibits the baseline intracellular response initiated by the active form of the receptor below the normal base level of activity which is observed in the absence of an agonist or partial agonist, or decreases  
30 GTP binding to a membrane. In some embodiments, the baseline intracellular response is inhibited in the presence of the inverse agonist by at least 30%, such as by at least 50% and for example, by at least 75%, as compared with the baseline response in the absence of the inverse agonist.

The term "modulate or modulating" is intended to mean an increase or decrease in the amount, quality, response or effect of a particular activity, function or molecule.  
35

The term "pharmaceutical composition" is intended to mean a composition comprising at least one active ingredient; including but not limited to, salts, solvates, and hydrates of

compounds described herein, whereby the composition is amenable to investigation for a specified, efficacious outcome in a mammal (for example, without limitation, a human). Those of ordinary skill in the art will understand and appreciate the techniques appropriate for determining whether an active ingredient has a desired efficacious outcome based upon the needs of the artisan.

The term “therapeutically effective amount” is intended to mean the amount of active compound or pharmaceutical agent that elicits the biological or medicinal response in a tissue, system, animal, individual or human that is being sought by a researcher, veterinarian, medical doctor or other clinician or caregiver or by an individual, which includes one or more of the following:

(1) Preventing the disease, for example, preventing a disease, condition or disorder in an individual that may be predisposed to the disease, condition or disorder but does not yet experience or display the pathology or symptomatology of the disease;

(2) Inhibiting the disease, for example, inhibiting a disease, condition or disorder in an individual that is experiencing or displaying the pathology or symptomatology of the disease, condition or disorder (i.e., arresting further development of the pathology and/or symptomatology); and

(3) Ameliorating the disease, for example, ameliorating a disease, condition or disorder in an individual that is experiencing or displaying the pathology or symptomatology of the disease, condition or disorder (i.e., reversing the pathology and/or symptomatology).

The term “C<sub>1</sub>-C<sub>4</sub> acyl” is intended to mean a radical comprising a C<sub>1</sub>-C<sub>4</sub> alkyl group attached to the carbon of a carbonyl group, wherein C<sub>1</sub>-C<sub>4</sub> alkyl has the same definition as found herein. Examples include, but are not limited to acetyl, propionyl, butyryl, isobutyryl, pivaloyl, and the like.

The term “amino” is intended to mean the group -NH<sub>2</sub>.

The term “aryl” is intended to mean a ring system containing 6 to 10 carbon atoms, that may contain a single ring or two fused rings, and wherein at least one ring is aromatic. Examples include phenyl, indanyl, and naphthyl.

The term “arylamino” is intended to mean a radical comprising an aryl group, attached to a nitrogen, wherein aryl has the same definition as found herein. Examples include, but are not limited to, phenylamino and naphthylamino.

The term “arylcarbonyl” is intended to mean a radical comprising an aryl group, attached to the carbon atom of a carbonyl group, wherein aryl has the same definition as found herein. Examples include, but are not limited to, benzoyl and naphthylcarbonyl.

The term “aryloxy” is intended to mean a radical comprising an aryl group, attached to an oxygen, wherein aryl has the same definition as found herein. Examples include, but are not limited to, phenoxy and naphthyloxy.

The term “C<sub>1</sub>-C<sub>6</sub> alkoxy” is intended to mean a radical comprising a C<sub>1</sub>-C<sub>6</sub> alkyl group attached directly to an oxygen atom, wherein C<sub>1</sub>-C<sub>6</sub> alkyl has the same definition as found herein. Some embodiments contain 1 to 5 carbons. Some embodiments contain 1 to 4 carbons. Some embodiments contain 1 to 3 carbons. Some embodiments contain 1 or 2 carbons.

- 5 Examples include, but are not limited to methoxy, ethoxy, *n*-propoxy, isopropoxy, *n*-butoxy, *t*-butoxy, isobutoxy, *s*-butoxy, and the like.

The term “C<sub>1</sub>-C<sub>6</sub> alkoxy carbonyl” is intended to mean a radical comprising a single C<sub>1</sub>-C<sub>6</sub> alkoxy group attached to the carbon of a carbonyl group, wherein C<sub>1</sub>-C<sub>6</sub> alkoxy has the same definition as found herein. The alkoxy carbonyl group may be represented by the following:

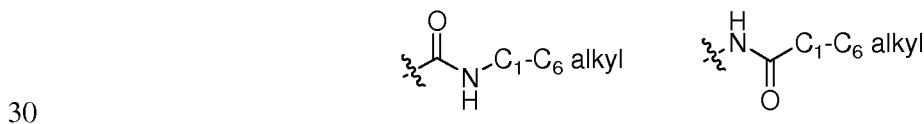


- The term “C<sub>1</sub>-C<sub>6</sub> alkyl” is intended to mean a straight or branched carbon radical containing 1 to 6 carbons. Some embodiments contain 1 to 5 carbons. Some embodiments contain 1 to 4 carbons. Some embodiments contain 1 to 3 carbons. Some embodiments contain 1 or 2 carbons. Examples of an alkyl group include, but are not limited to, methyl, ethyl, *n*-propyl, isopropyl, *n*-butyl, *s*-butyl, isobutyl, *t*-butyl, pentyl, isopentyl, *t*-pentyl, neopentyl, 1-methylbutyl [*i.e.*, -CH(CH<sub>3</sub>)CH<sub>2</sub>CH<sub>2</sub>CH<sub>3</sub>], 2-methylbutyl [*i.e.*, -CH<sub>2</sub>CH(CH<sub>3</sub>)CH<sub>2</sub>CH<sub>3</sub>], *n*-hexyl, and the like.
- 15

- The term “C<sub>1</sub>-C<sub>4</sub> alkyl” is intended to mean a straight or branched carbon radical containing 1 to 4 carbons. Some embodiments contain 1 to 3 carbons. Some embodiments contain 1 or 2 carbons. Examples of an alkyl group include, but are not limited to, methyl, ethyl, *n*-propyl, isopropyl, *n*-butyl, *s*-butyl, isobutyl, *t*-butyl, and the like.
- 20

- The term “C<sub>1</sub>-C<sub>6</sub> alkylamino” is intended to mean a radical comprising one C<sub>1</sub>-C<sub>6</sub> alkyl group attached to an NH group, wherein C<sub>1</sub>-C<sub>6</sub> alkyl has the same meaning as described herein. Some examples include, but are not limited to, methylamino, ethylamino, *n*-propylamino, isopropylamino, *n*-butylamino, *s*-butylamino, isobutylamino, *t*-butylamino, and the like. Some embodiments are “C<sub>1</sub>-C<sub>2</sub> alkylamino.”
- 25

The term “C<sub>1</sub>-C<sub>6</sub> alkylcarboxamide” is intended to mean a single C<sub>1</sub>-C<sub>6</sub> alkyl group attached to either the carbon or the nitrogen of an amide group, wherein C<sub>1</sub>-C<sub>6</sub> alkyl has the same definition as found herein. The C<sub>1</sub>-C<sub>6</sub> alkylcarboxamido group may be represented by the following:



Examples include, but are not limited to, *N*-methylcarboxamide, *N*-ethylcarboxamide, *N*-*n*-propylcarboxamide, *N*-isopropylcarboxamide, *N*-*n*-butylcarboxamide, *N*-*s*-butylcarboxamide, *N*-isobutylcarboxamide, *N*-*t*-butylcarboxamide, and the like.



The term "C<sub>1</sub>-C<sub>6</sub> alkylene" is intended to mean a straight or branched, saturated aliphatic, divalent radical having 1 to 6 carbon atoms. Some embodiments contain 1 to 5 carbons. Some embodiments contain 1 to 4 carbons. Some embodiments contain 1 to 3 carbons. Some embodiments contain 1 or 2 carbons. Examples include, but are not limited to, methylene, ethylene, *n*-propylene, isopropylene, *n*-butylene, *s*-butylene, isobutylene, *t*-butylene, pentylene, isopentylene, *t*-pentylene, neopentylene, 1-methylbutylene [i.e., -CH(CH<sub>3</sub>)CH<sub>2</sub>CH<sub>2</sub>CH<sub>3</sub>], 2-methylbutylene [i.e., -CH<sub>2</sub>CH(CH<sub>3</sub>)CH<sub>2</sub>CH<sub>3</sub>], *n*-hexylene, and the like.

The term "C<sub>1</sub>-C<sub>6</sub> alkylsulfonyl" is intended to mean a radical comprising a C<sub>1</sub>-C<sub>6</sub> alkyl group attached to the sulfur of a sulfonyl group, wherein the C<sub>1</sub>-C<sub>6</sub> alkyl radical has the same definition as described herein. Examples include, but are not limited to, methylsulfonyl, ethylsulfonyl, *n*-propylsulfonyl, isopropylsulfonyl, *n*-butylsulfonyl, *s*-butylsulfonyl, isobutylsulfonyl, *t*-butylsulfonyl, and the like.

The term "C<sub>5</sub>-C<sub>11</sub> bicycloalkyl" is intended to mean a radical comprising two fused or bridged, saturated rings containing 5 to 11 ring carbon atoms. Examples of a bicycloalkyl group include, but are not limited to, bicyclo[3.1.1]heptyl, bicyclo[2.2.1]heptyl, and the like.

The term "C<sub>3</sub>-C<sub>7</sub> cycloalkenylene" is intended to mean is intended to mean a mono unsaturated ring di-radical containing 3 to 7 carbons. Some embodiments contain 3 to 6 carbons. Some embodiments contain 3 to 5 carbons. Some embodiments contain 5 to 7 carbons. Some embodiments contain 3 to 4 carbons. Examples include cyclopropenediyl, cyclobutenediyl, cyclopentenediyl, cyclohexenediyl, cycloheptenediyl, and the like.

The term "C<sub>3</sub>-C<sub>7</sub> cycloalkyl" is intended to mean a saturated ring radical containing 3 to 7 carbons. Some embodiments contain 3 to 6 carbons. Some embodiments contain 3 to 5 carbons. Some embodiments contain 5 to 7 carbons. Some embodiments contain 3 to 4 carbons. Examples include cyclopropyl, cyclobutyl, cyclopentyl, cyclohexyl, cycloheptyl, and the like.

The term "C<sub>3</sub>-C<sub>7</sub> cycloalkylamino" is intended to mean a radical comprising a C<sub>3</sub>-C<sub>7</sub> cycloalkyl attached the nitrogen of an amino group, wherein C<sub>3</sub>-C<sub>7</sub> cycloalkyl has the same definition as found herein. Examples include, but are not limited to, cyclopropylamino, cyclobutylamino, cyclopentylamino, cyclohexylamino, and the like.

The term "C<sub>3</sub>-C<sub>7</sub> cycloalkylene" is intended to mean a saturated ring di-radical containing 3 to 7 carbons. Some embodiments contain 3 to 6 carbons. Some embodiments contain 3 to 5 carbons. Some embodiments contain 5 to 7 carbons. Some embodiments contain 3 to 4 carbons. Examples include cyclopropanediyl, cyclobutanediyl, cyclopentenediyl, cyclohexanediyl, cycloheptanediyl, and the like. In some embodiments C<sub>3</sub>-C<sub>7</sub> cycloalkylene is selected from: 1,1-cyclopropanediyl, 1,1-cyclobutanediyl, 1,1-cyclopentenediyl, 1,1-cyclohexanediyl, 1,1-cycloheptanediyl, and the like. In some embodiments C<sub>3</sub>-C<sub>7</sub> cycloalkylene is selected from: 1,2-cyclopropanediyl, 1,2-cyclobutanediyl, 1,2-cyclopentenediyl, 1,2-cyclohexanediyl, 1,2-cycloheptanediyl, and the like.

The term “carbo-C<sub>1</sub>-C<sub>6</sub>-alkoxy” is intended to mean a C<sub>1</sub>-C<sub>6</sub> alkyl ester of a carboxylic acid, wherein C<sub>1</sub>-C<sub>6</sub> alkyl has the same definition as found herein. Examples include, but are not limited to, carbomethoxy [-C(O)OCH<sub>3</sub>], carboethoxy, carbo-*n*-propoxy, carboisopropoxy, carbo-*n*-butoxy, carbo-*s*-butoxy, carbo-isobutoxy, carbo-*t*-butoxy, carbo-*n*-pentoxy, carbo-isopentoxy, carbo-*t*-pentoxy, carbo-neopentoxy, carbo-*n*-hexyloxy, and the like.

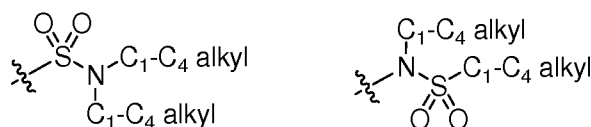
The term “carboxamide” is intended to mean the group -CONH<sub>2</sub>.

The term “carboxy” is intended to mean the group -CO<sub>2</sub>H; also referred to as a carboxylic acid group.

The term “cyano” is intended to mean the group -CN.

- 10 The term “C<sub>2</sub>-C<sub>8</sub> dialkylamino” is intended to mean a radical comprising an amino group substituted with two of the same or different C<sub>1</sub>-C<sub>4</sub> alkyl groups, wherein C<sub>1</sub>-C<sub>4</sub> alkyl has the same definition as found herein. Some examples include, but are not limited to, dimethylamino, methylethylamino, diethylamino, methylpropylamino, methylisopropylamino, ethylpropylamino, ethylisopropylamino, dipropylamino, propylisopropylamino, and the like.
- 15 Some embodiments are C<sub>2</sub>-C<sub>4</sub> dialkylamino.

The term “C<sub>2</sub>-C<sub>8</sub> dialkylsulfonamide” is intended to mean is intended to mean one of the following groups shown below:



wherein C<sub>1</sub>-C<sub>4</sub> alkyl has the same definition as found herein.

- 20 The term “C<sub>1</sub>-C<sub>6</sub> haloalkoxy” is intended to mean a radical comprising a C<sub>1</sub>-C<sub>6</sub> haloalkyl group directly attached to an oxygen atom, wherein C<sub>1</sub>-C<sub>6</sub> haloalkyl has the same definition as found herein. Examples include, but are not limited to, difluoromethoxy, trifluoromethoxy, 2,2,2-trifluoroethoxy, pentafluoroethoxy, and the like.

- 25 The term “C<sub>1</sub>-C<sub>6</sub> haloalkyl” is intended to mean a radical comprising a C<sub>1</sub>-C<sub>6</sub> alkyl group substituted with one or more halogens, wherein C<sub>1</sub>-C<sub>6</sub> alkyl has the same definition as found herein. The C<sub>1</sub>-C<sub>6</sub> haloalkyl may be fully substituted in which case it can be represented by the formula C<sub>n</sub>L<sub>2n+1</sub>, wherein L is a halogen and “n” is 1, 2, 3, 4, 5 or 6. When more than one halogen is present then they may be the same or different and selected from: fluorine, chlorine, bromine, and iodine. In some embodiments, haloalkyl contains 1 to 5 carbons. In some
- 30 embodiments, haloalkyl contains 1 to 4 carbons. In some embodiments, haloalkyl contains 1 to 3 carbons. In some embodiments, haloalkyl contains 1 or 2 carbons. Examples of haloalkyl groups include, but are not limited to, fluoromethyl, difluoromethyl, trifluoromethyl, chlorodifluoromethyl, 2,2,2-trifluoroethyl, pentafluoroethyl, and the like.

The term “halogen” is intended to mean to a fluoro, chloro, bromo or iodo group.

The term "heteroaryl" is intended to mean a ring system containing 5 to 14 ring atoms, that may contain a single ring, two fused rings or three fused rings, and wherein at least one ring is aromatic and at least one ring atom is a heteroatom selected from, for example: O, S and N, wherein N is optionally substituted with H, C<sub>1</sub>-C<sub>4</sub> acyl, C<sub>1</sub>-C<sub>4</sub> alkyl, or oxide (i.e., together with an aromatic ring nitrogen form an *N*-oxide). Some embodiments contain 5 to 6 ring atoms for example furanyl, thienyl, pyrrolyl, imidazolyl, oxazolyl, thiazolyl, isoxazolyl, pyrazolyl, isothiazolyl, oxadiazolyl, triazolyl, tetrazolyl, thiadiazolyl, pyridinyl, pyrazinyl, pyrimidinyl, pyridazinyl, triazinyl, and the like. Some embodiments contain 8 to 14 ring atoms for example quinolizinyl, quinolinyl, isoquinolinyl, cinnolinyl, phthalazinyl, quinazolinyl, quinoxalinyl, triazinyl, indolyl, isoindolyl, indazolyl, indolizinyl, purinyl, naphthyridinyl, pteridinyl, carbazolyl, acridinyl, phenazinyl, phenothiazinyl, phenoxazinyl, benzoxazolyl, benzothiazolyl, 1*H*-benzimidazolyl, imidazopyridinyl, benzothienyl, benzofuranyl, isobenzofuran, 2,3-dihydrobenzofuranyl, 4*H*-benzo[1,3]dioxinyl, 3,4-dihydro-1*H*-isoquinolinyl, 1,4,6,7-tetrahydroimidazo[4,5-*c*]pyridinyl, 7,8-dihydro-5*H*-[1,6]naphthyridinyl, 5,6-dihydro-8*H*-[1,2,4]triazolo[4,3-*a*]pyrazinyl, benzo[1,3]dioxolyl, pyrazolo[1,5-*a*]pyrimidinyl, 1,2,3,4-tetrahydroquinolinyl, and the like.

The term "heteroarylene" is intended to mean is intended to mean an aromatic ring di-radical containing 5 to 14 ring atoms that may be a single ring, two fused rings or three fused rings, wherein at least one aromatic ring atom is a heteroatom selected from, for example: O, S, and N, wherein N is optionally substituted with H, C<sub>1</sub>-C<sub>4</sub> acyl, C<sub>1</sub>-C<sub>4</sub> alkyl, or oxide (i.e., together with an aromatic ring nitrogen form an *N*-oxide). Some embodiments contain 5 to 6 ring atoms for example furandiyl, thiophenediyl, pyrrolediyl, imidazolediyl, oxazolediyl, thiazolediyl, isoxazolediyl, pyrazolediyl, isothiazolediyl, oxadiazolelediyl, triazolediyl, thiadiazolelediyl, pyridinediyl, pyrazinediyl, pyrimidinediyl, pyridazinediyl, triazinediyl, and the like. Some embodiments contain 8 to 14 ring atoms for example quinolizinediyl, quinolinediyl, isoquinolinediyl, cinnolinediyl, phthalazinediyl, quinazolinediyl, quinoxalinediyl, triazinediyl, indolelediyl, isoindolelediyl, indazolelediyl, indolizinediyl, purinediyl, naphthyridinediyl, pteridinediyl, carbazolelediyl, acridinediyl, phenazinediyl, phenothiazinediyl, phenoxazinediyl, benzoxazolelediyl, benzothiazolelediyl, 1*H*-benzimidazolelediyl, imidazopyridinediyl, benzothienediyl, benzofurandiyl, isobenzofurandiyl, and the like.

The term "heteroaryloxy" is intended to mean a radical comprising a heteroaryl group, attached to an oxygen, wherein heteroaryl has the same definition as found herein.

The term "heterobicycyl" is intended to mean a radical comprising two fused or bridged, non-aromatic rings containing 5 to 11 ring atoms wherein one, two, three or four ring atoms are heteroatoms selected from, for example: O, S, and N, wherein N is substituted with H, C<sub>1</sub>-C<sub>4</sub> acyl or C<sub>1</sub>-C<sub>4</sub> alkyl, and S is optionally substituted with one or two oxygens. Examples of a

heterobicycyl group include, but are not limited to, octahydropyrrolo[1,2-a]pyrazinyl, 1-aza-bicyclo[2.2.2]octyl, 9-aza-bicyclo[3.3.1]nonyl, and the like.

The term "heterocyclyl" is intended to mean a non-aromatic ring radical containing 3 to 8 ring atoms, wherein one, two or three ring atoms are heteroatoms selected from, for example:

- 5 O, S, and N, wherein N is substituted with H, C<sub>1</sub>-C<sub>4</sub> acyl or C<sub>1</sub>-C<sub>4</sub> alkyl, and S is optionally substituted with one or two oxygens. Examples of a heterocyclyl group include, but are not limited to, aziridinyl, azetidiny, piperidinyl, morpholinyl, piperazinyl, pyrrolidinyl, [1,3]-dioxolanyl, thiomorpholinyl, [1,4]oxazepanyl, 1,1-dioxothiomorpholinyl, azepanyl, tetrahydrofuranyl, tetrahydropyranyl, tetrahydrothiopyranyl, 1-oxo-hexahydro-1 $\lambda$ <sup>4</sup>-thiopyranyl, 10 1,1-dioxo-hexahydro-1 $\lambda$ <sup>6</sup>-thiopyranyl, and the like.

- The term "heterocyclylene" is intended to mean a non-aromatic ring di-radical containing 3 to 8 ring atoms, wherein one, two or three ring atoms are heteroatoms selected from, for example: O, S, and N, wherein N is substituted with H, C<sub>1</sub>-C<sub>4</sub> acyl or C<sub>1</sub>-C<sub>4</sub> alkyl, and S is optionally substituted with one or two oxygens. Examples of a heterocyclylene group 15 include, but are not limited to, aziridinediyl, azetidinediyl, piperidinediyl, morpholinediyl, piperazinediyl, pyrrolidinediyl, [1,3]-dioxolanediyl, thiomorpholinediyl, [1,4]oxazepanediyl, 1,1-dioxothiomorpholinediyl, azepanediyl, tetrahydrofurandiyl, and the like.

The term "hydroxyl" is intended to mean the group -OH.

The term "phosphonooxy" is intended to mean the group -OP(O)(OH)<sub>2</sub>.

- 20 The term "ureyl" is intended to mean the group -NH<sub>2</sub>C(O)NH<sub>2</sub>.

Administration of the compounds and pharmaceutically acceptable salts, solvates, hydrates, and/or N-oxides thereof described herein as the sole active pharmaceutical agent (*i.e.*, mono-therapy) is described in PCT/US2010/002360, filed 8/27/2010, which is incorporated herein by reference in its entirety.

- 25 Provided is a compound of Formula **Ia** or a pharmaceutically acceptable salt, solvate, hydrate, and/or *N*-oxide thereof described herein for use in combination with and one or more known pharmaceutical agents selected from analgesic agents, antidiabetic agents, osteoarthritis agents, and anticancer agents. Also provided is a compound of Formula **Ia** or a pharmaceutically acceptable salt, solvate, hydrate, and/or *N*-oxide thereof described herein for use in combination 30 with and one or more known pharmaceutical agents selected from analgesic agents and antidiabetic agents.

- Provided is the use of a compound of Formula **Ia** or a pharmaceutically acceptable salt, solvate, hydrate, and/or *N*-oxide thereof described herein and one or more known pharmaceutical agents selected from analgesic agents, antidiabetic agents, osteoarthritis agents, 35 and anticancer agents in the manufacture of a medicament for treating pain in an individual. Also provided is the use of a compound of Formula **Ia** or a pharmaceutically acceptable salt, solvate, hydrate, and/or *N*-oxide thereof described herein and one or more known

pharmaceutical agents selected from analgesic agents and antidiabetic agents in the manufacture of a medicament for treating pain in an individual.

Provided is the use of a compound of Formula **Ia** or a pharmaceutically acceptable salt, solvate, hydrate, and/or *N*-oxide thereof described herein and one or more known

5 pharmaceutical agents selected from analgesic agents, antidiabetic agents, osteoarthritis agents, and anticancer agents in the manufacture of a medicament for managing pain in an individual.

Also provided is the use of a compound of Formula **Ia** or a pharmaceutically acceptable salt, solvate, hydrate, and/or *N*-oxide thereof described herein and one or more known

10 pharmaceutical agents selected from analgesic agents and antidiabetic agents in the manufacture of a medicament for managing pain in an individual.

Provided is a composition comprising a compound of Formula **Ia** or a pharmaceutically acceptable salt, solvate, hydrate, and/or *N*-oxide thereof described herein and one or more

known pharmaceutical agents selected from analgesic agents, antidiabetic agents, osteoarthritis agents, and anticancer agents. Also provided is a composition comprising a compound of

15 Formula **Ia** or a pharmaceutically acceptable salt, solvate, hydrate, and/or *N*-oxide thereof described herein and one or more known pharmaceutical agents selected from analgesic agents and antidiabetic agents.

Provided is a composition comprising a compound of Formula **Ia** or a pharmaceutically acceptable salt, solvate, hydrate, and/or *N*-oxide described herein and one or more known

20 pharmaceutical agents selected from analgesic agents, antidiabetic agents, osteoarthritis agents, and anticancer agents, and a pharmaceutically acceptable carrier. Also provided is a composition comprising a compound of Formula **Ia** or a pharmaceutically acceptable salt, solvate, hydrate, and/or *N*-oxide thereof described herein and one or more known pharmaceutical agents selected from analgesic agents and antidiabetic agents, and a pharmaceutically acceptable carrier.

25 Provided is a method for preparing a composition comprising the step of admixing a compound of Formula **Ia** or a pharmaceutically acceptable salt, solvate, hydrate, and/or *N*-oxide thereof described herein and one or more known pharmaceutical agents selected from analgesic agents, antidiabetic agents, osteoarthritis agents, and anticancer agents. Also provided is a

30 composition obtained by a method for preparing a composition comprising the step of admixing a compound of Formula **Ia** or a pharmaceutically acceptable salt, solvate, hydrate, and/or *N*-oxide thereof described herein and one or more known pharmaceutical agents selected from analgesic agents, antidiabetic agents, osteoarthritis agents, and anticancer agents. Also

provided is a method for preparing a composition comprising the step of admixing a compound of Formula **Ia** or a pharmaceutically acceptable salt, solvate, hydrate, and/or *N*-oxide thereof

35 described herein and one or more known pharmaceutical agents selected from analgesic agents and antidiabetic agents. Also provided is a composition obtained by a method for preparing a composition comprising the step of admixing a compound of Formula **Ia** or a pharmaceutically

acceptable salt, solvate, hydrate, and/or *N*-oxide thereof described herein and one or more known pharmaceutical agents selected from analgesic agents and antidiabetic agents.

5 Provided is a method for preparing a composition comprising the step of admixing a compound of Formula **Ia** or a pharmaceutically acceptable salt, solvate, hydrate, and/or *N*-oxide thereof described herein and one or more known pharmaceutical agents selected from analgesic agents, antidiabetic agents, osteoarthritis agents, and anticancer agents, and a pharmaceutically acceptable carrier. Also provided is a composition obtained by a method for preparing a composition comprising the step of admixing a compound of Formula **Ia** or a pharmaceutically acceptable salt, solvate, hydrate, and/or *N*-oxide thereof described herein and one or more  
10 known pharmaceutical agents selected from analgesic agents, antidiabetic agents, osteoarthritis agents, and anticancer agents, and a pharmaceutically acceptable carrier.

Also provided is a method for preparing a composition comprising the step of admixing a compound of Formula **Ia** or a pharmaceutically acceptable salt, solvate, hydrate, and/or *N*-oxide thereof described herein and one or more known pharmaceutical agents selected from  
15 analgesic agents and antidiabetic agents. Also provided is a composition obtained by a method for preparing a composition comprising the step of admixing a compound of Formula **Ia** or a pharmaceutically acceptable salt, solvate, hydrate, and/or *N*-oxide thereof described herein and one or more known pharmaceutical agents selected from analgesic agents and antidiabetic agents.

20 In some embodiments, the compound of Formula **Ia**, or a pharmaceutically acceptable salt, solvate, hydrate, and/or *N*-oxide thereof described herein and the one or more known pharmaceutical agents are admixed with a pharmaceutically acceptable carrier.

In some embodiments, the compound of Formula **Ia**, or a pharmaceutically acceptable salt, solvate, hydrate, and/or *N*-oxide thereof described herein compound of Formula **Ia**, or a  
25 pharmaceutically acceptable salt, solvate, hydrate, and/or *N*-oxide thereof and the one or more known pharmaceutical agents are each admixed with a different pharmaceutically acceptable carrier.

The pharmaceutical carrier generally is compatible with the other ingredients in the composition and should be tolerated by the individual recipient. Other physiologically active  
30 ingredients can be incorporated into the pharmaceutical composition if desired, and if such ingredients are compatible with the other ingredients in the composition. Conventional excipients, such as binding agents, fillers, acceptable wetting agents, tableting lubricants, and disintegrants can be used in tablets and capsules for oral administration.

Compositions for oral administration can be in the form of solutions, emulsions,  
35 aqueous or oily suspensions, and syrups. Alternatively, the compositions for oral administration can be in the form of dry powder that can be reconstituted with water or another suitable liquid vehicle before use. Additional additives such as suspending or emulsifying agents, non-aqueous

vehicles (including edible oils), preservatives, and flavorings and colorants can be added.

Compositions for parenteral administration can be prepared by dissolving the compounds in a suitable liquid vehicle and filter sterilizing the solution before filling and sealing an appropriate vial or ampoule. These are just a few examples of the many appropriate methods well known in the art for preparing compositions for oral or parenteral administration.

Provided is a compound of Formula **Ia** or a pharmaceutically acceptable salt, solvate, hydrate, and/or *N*-oxide thereof described herein for use in a method for the treatment of pain in an individual in need thereof, comprising administering to said individual said compound and one or more known pharmaceutical agents selected from analgesic agents, antidiabetic agents, osteoarthritis agents, and anticancer agents. Also provided is a compound of Formula **Ia** or a pharmaceutically acceptable salt, solvate, hydrate, and/or *N*-oxide thereof described herein for use in a method for the treatment of pain in an individual in need thereof, comprising administering to said individual said compound and one or more known pharmaceutical agents selected from analgesic agents and antidiabetic agents.

Provided is a compound of Formula **Ia** or a pharmaceutically acceptable salt, solvate, hydrate, and/or *N*-oxide thereof described herein for use in a method for the treatment of pain in an individual in need thereof, comprising prescribing to said individual said compound and one or more known pharmaceutical agents selected from analgesic agents, antidiabetic agents, osteoarthritis agents, and anticancer agents. Also provided is a compound of Formula **Ia** or a pharmaceutically acceptable salt, solvate, hydrate, and/or *N*-oxide thereof described herein for use in a method for the treatment of pain in an individual in need thereof, comprising prescribing to said individual said compound and one or more known pharmaceutical agents selected from analgesic agents and antidiabetic agents.

Provided is a compound of Formula **Ia** or a pharmaceutically acceptable salt, solvate, hydrate, and/or *N*-oxide thereof described herein for use in a method for the management of pain in an individual in need thereof, comprising administering to said individual said compound and one or more known pharmaceutical agents selected from analgesic agents, antidiabetic agents, osteoarthritis agents, and anticancer agents. Also provided is a compound of Formula **Ia** or a pharmaceutically acceptable salt, solvate, hydrate, and/or *N*-oxide thereof described herein for use in a method for the management of pain in an individual in need thereof, comprising administering to said individual said compound and one or more known pharmaceutical agents selected from analgesic agents and antidiabetic agents.

Provided is a compound of Formula **Ia** or a pharmaceutically acceptable salt, solvate, hydrate, and/or *N*-oxide thereof described herein for use in a method for the management of pain in an individual in need thereof, comprising prescribing to said individual said compound and one or more known pharmaceutical agents selected from analgesic agents, antidiabetic agents, osteoarthritis agents, and anticancer agents. Also provided is a compound of Formula **Ia** or a

pharmaceutically acceptable salt, solvate, hydrate, and/or *N*-oxide thereof described herein for use in a method for the management of pain in an individual in need thereof, comprising prescribing to said individual said compound and one or more known pharmaceutical agents selected from analgesic agents and antidiabetic agents.

5            Provided is one or more known pharmaceutical agents selected from analgesic agents, antidiabetic agents, osteoarthritis agents, and anticancer agents for use in combination with a compound of Formula **Ia** or a pharmaceutically acceptable salt, solvate, hydrate, and/or *N*-oxide thereof described herein. Also provided is one or more known pharmaceutical agents selected from analgesic agents and antidiabetic agents, for use in combination with a compound of  
10   Formula **Ia** or a pharmaceutically acceptable salt, solvate, hydrate, and/or *N*-oxide thereof described herein.

             Provided is one or more known pharmaceutical agents selected from analgesic agents, antidiabetic agents, osteoarthritis agents, and anticancer agents for use in a method for the treatment of pain in an individual in need thereof, said method comprises administering to said  
15   individual one or more known pharmaceutical agents selected from analgesic agents, antidiabetic agents, osteoarthritis agents, and anticancer agents and a compound of Formula **Ia** or a pharmaceutically acceptable salt, solvate, hydrate, and/or *N*-oxide thereof described herein. Also provided is one or more known pharmaceutical agents selected from analgesic agents and antidiabetic agents for use in a method for the treatment of pain in an individual in need thereof,  
20   said method comprises administering to said individual one or more known pharmaceutical agents selected from analgesic agents and antidiabetic agents and a compound of Formula **Ia** or a pharmaceutically acceptable salt, solvate, hydrate, and/or *N*-oxide thereof described herein.

             Provided is one or more known pharmaceutical agents selected from analgesic agents, antidiabetic agents, osteoarthritis agents, and anticancer agents for use in a method for the  
25   treatment of pain in an individual in need thereof, said method comprises prescribing to said individual one or more known pharmaceutical agents selected from analgesic agents, antidiabetic agents, osteoarthritis agents, and anticancer agents and a compound of Formula **Ia** or a pharmaceutically acceptable salt, solvate, hydrate, and/or *N*-oxide thereof described herein. Also provided is one or more known pharmaceutical agents selected from analgesic agents and  
30   antidiabetic agents for use in a method for the treatment of pain in an individual in need thereof, said method comprises prescribing to said individual one or more known pharmaceutical agents selected from analgesic agents and antidiabetic agents and a compound of Formula **Ia** or a pharmaceutically acceptable salt, solvate, hydrate, and/or *N*-oxide thereof described herein.

             Provided is one or more known pharmaceutical agents selected from analgesic agents,  
35   antidiabetic agents, osteoarthritis agents, and anticancer agents for use in a method for the management of pain in an individual in need thereof, said method comprises administering to said individual one or more known pharmaceutical agents selected from analgesic agents,



antidiabetic agents, osteoarthritis agents, and anticancer agents and a compound of Formula **Ia** or a pharmaceutically acceptable salt, solvate, hydrate, and/or *N*-oxide thereof described herein. Also provided is one or more known pharmaceutical agents selected from analgesic agents and antidiabetic agents for use in a method for the management of pain in an individual in need thereof, said method comprises administering to said individual one or more known pharmaceutical agents selected from analgesic agents and antidiabetic agents and a compound of Formula **Ia** or a pharmaceutically acceptable salt, solvate, hydrate, and/or *N*-oxide thereof described herein.

Provided is one or more known pharmaceutical agents selected from analgesic agents, antidiabetic agents, osteoarthritis agents, and anticancer agents for use in a method for the management of pain in an individual in need thereof, said method comprises administering to said individual one or more known pharmaceutical agents selected from analgesic agents, antidiabetic agents, osteoarthritis agents, and anticancer agents and a compound of Formula **Ia** or a pharmaceutically acceptable salt, solvate, hydrate, and/or *N*-oxide thereof described herein. Also provided is one or more known pharmaceutical agents selected from analgesic agents and antidiabetic agents for use in a method for the management of pain in an individual in need thereof, said method comprises administering to said individual one or more known pharmaceutical agents selected from analgesic agents and antidiabetic agents and a compound of Formula **Ia** or a pharmaceutically acceptable salt, solvate, hydrate, and/or *N*-oxide thereof described herein.

Provided is a pharmaceutical product selected from: a pharmaceutical composition, a formulation, a dosage form, a combined preparation, a twin pack, and a kit; comprising a compound of Formula **Ia** or a pharmaceutically acceptable salt, solvate, hydrate, and/or *N*-oxide thereof described herein and one or more known pharmaceutical agents selected from analgesic agents, antidiabetic agents, osteoarthritis agents, and anticancer agents; for treating pain in an individual. Also provided is a pharmaceutical product selected from: a pharmaceutical composition, a formulation, a dosage form, a combined preparation, a twin pack, and a kit; comprising a compound of Formula **Ia** or a pharmaceutically acceptable salt, solvate, hydrate, and/or *N*-oxide thereof described herein and one or more known pharmaceutical agents selected from analgesic agents and antidiabetic agents; for treating pain in an individual.

Provided is a pharmaceutical product selected from: a pharmaceutical composition, a formulation, a dosage form, a combined preparation, a twin pack, and a kit; comprising a compound of Formula **Ia** or a pharmaceutically acceptable salt, solvate, hydrate, and/or *N*-oxide thereof described herein and one or more known pharmaceutical agents selected from analgesic agents, antidiabetic agents, osteoarthritis agents, and anticancer agents; for managing pain in an individual. Also provided is a pharmaceutical product selected from: a pharmaceutical composition, a formulation, a dosage form, a combined preparation, a twin pack, and a kit;

comprising a compound of Formula **Ia** or a pharmaceutically acceptable salt, solvate, hydrate, and/or *N*-oxide thereof described herein and one or more known pharmaceutical agents selected from analgesic agents and antidiabetic agents.

5 In some embodiments, the pharmaceutical product comprises a pharmaceutical composition.

In some embodiments, the pharmaceutical product comprises a formulation.

In some embodiments, the pharmaceutical product comprises a dosage form.

In some embodiments, the pharmaceutical product comprises a combined preparation.

In some embodiments, the pharmaceutical product comprises a twin pack.

10 In some embodiments, the pharmaceutical product comprises a kit.

In some embodiments, the kit comprises a first package comprising a compound of Formula **Ia** or a pharmaceutically acceptable salt, solvate, hydrate, and/or *N*-oxide thereof described herein or a pharmaceutical composition thereof, and a second package comprising one or more known pharmaceutical agents selected from analgesic agents, antidiabetic agents, 15 osteoarthritis agents, and anticancer agents or a pharmaceutical composition thereof. In some embodiments, the kit comprises a first package comprising a compound of Formula **Ia** or a pharmaceutically acceptable salt, solvate, hydrate, and/or *N*-oxide thereof described herein or a pharmaceutical composition thereof, and a second package comprising one or more known pharmaceutical agents selected from analgesic agents and antidiabetic agents.

20 Provided is a method for the treatment of pain in an individual in need thereof, comprising administering to said individual, a therapeutically effective amount of a compound of Formula **Ia** or a pharmaceutically acceptable salt, solvate, hydrate, and/or *N*-oxide thereof described herein and one or more known pharmaceutical agents selected from analgesic agents, antidiabetic agents, osteoarthritis agents, and anticancer agents.

25 Provided is a method for the treatment of pain in an individual in need thereof, comprising prescribing to said individual, a therapeutically effective amount of a compound of Formula **Ia** or a pharmaceutically acceptable salt, solvate, hydrate, and/or *N*-oxide thereof described herein and one or more known pharmaceutical agents selected from analgesic agents, antidiabetic agents, osteoarthritis agents, and anticancer agents.

30 Provided is a method for the management of pain in an individual in need thereof, comprising administering to said individual, a therapeutically effective amount of a compound of Formula **Ia** or a pharmaceutically acceptable salt, solvate, hydrate, and/or *N*-oxide thereof described herein and one or more known pharmaceutical agents selected from analgesic agents, antidiabetic agents, osteoarthritis agents, and anticancer agents.

35 Provided is a method for the management of pain in an individual in need thereof, comprising prescribing to said individual, a therapeutically effective amount of a compound of Formula **Ia** or a pharmaceutically acceptable salt, solvate, hydrate, and/or *N*-oxide thereof

described herein and one or more known pharmaceutical agents selected from analgesic agents, antidiabetic agents, osteoarthritis agents, and anticancer agents.

In some embodiments, the individual is a human.

In some embodiments, the one or more known pharmaceutical agents are administered  
5 to the individual simultaneously, separately, or sequentially.

In some embodiments, the compound of Formula **Ia**, or a pharmaceutically acceptable salt, solvate, hydrate, and/or *N*-oxide thereof described herein and the one or more known pharmaceutical agents are administered simultaneously.

In some embodiments, the compound of Formula **Ia**, or a pharmaceutically acceptable  
10 salt, solvate, hydrate, and/or *N*-oxide thereof described herein and the one or more known pharmaceutical agents are administered separately.

In some embodiments, the compound of Formula **Ia**, or a pharmaceutically acceptable salt, solvate, hydrate, and/or *N*-oxide thereof described herein and the one or more known pharmaceutical agents are administered sequentially.

15 In some embodiments, the amount of the compound of Formula **Ia**, or a pharmaceutically acceptable salt, solvate, hydrate, and/or *N*-oxide thereof described herein alone and the amount of the one or more known pharmaceutical agents alone are therapeutically ineffective.

In some embodiments, the combination of a compound of Formula **Ia**, or a  
20 pharmaceutically acceptable salt, solvate, hydrate, and/or *N*-oxide thereof described herein and the one or more known pharmaceutical agents results in a supra additive or synergistic effect on relief of pain (see, e.g., Figure 15). A synergistic effect means that the effect on pain, as demonstrated, e.g., by an increase in PWT or another measure of pain intensity or severity as described herein, observed with the combination therapy is greater than that seen by adding the  
25 effect on pain of each compound together. One advantage of using a synergistic combination therapy is that less of each compound is required to achieve a significant effect on pain and so fewer side effects can result from treatment. In some cases, side effects are not seen at the lower doses used. Also, in some cases, the side effect profile of one drug can mitigate or average out the side effect profile of the other drug. For example, one of the drugs may result in increased  
30 blood pressure and the other drug results in lowered blood pressure so that the combination therapy does not effect blood pressure. Another potential advantage of combination therapy is that, since less compound is required, the cost of therapy can be reduced.

In some embodiments, the pain is chosen from bone and joint pain, pain associated with osteoarthritis, hyperalgesia, allodynia, inflammatory pain, inflammatory hyperalgesia,  
35 neuropathic pain, neuropathic hyperalgesia, acute nociception, muscle pain, dental pain, migraine and other headache pain, pain that occurs as an adverse effect of therapeutics in an individual, and pain associated with a disorder selected from: cancer, multiple sclerosis, allergic

reactions, nephritic syndrome, scleroderma, thyroiditis, diabetic neuropathy, fibromyalgia, HIV related-neuropathy, sciatica, and autoimmune conditions.

In some embodiments, the pain is chosen from bone and joint pain, pain associated with osteoarthritis, muscle pain, dental pain, migraine and other headache pain, inflammatory pain,  
5 neuropathic pain, pain that occurs as an adverse effect of therapeutics, pain associated with osteoarthritis; pain associated cancer, hyperalgesia; allodynia; inflammatory hyperalgesia; neuropathic hyperalgesia; and acute nociception.

In some embodiments, the pain is mild to moderate pain.

In some embodiments, pain is moderate to moderately severe pain.

10 In some embodiments, the individual has a visual analogue scale pain score of  $\geq 40$  mm.

In some embodiments, the individual has a Likert numerical rating scale pain score of  $\geq$   
4.

In some embodiments, the pain is moderate to severe pain requiring continuous, around-the-  
clock opioid therapy an extended period of time.

15 In some embodiments, the pain is acute pain.

In some embodiments, the method is for short-term use (five days or less).

In some embodiments, the pain is chronic pain.

Suitable pharmaceutical agents that can be used in combination with the compounds described herein include analgesic agents, antidiabetic agents, osteoarthritis agents, and  
20 anticancer agents.

In some embodiments, the analgesic agent is chosen from non-opioid drugs, opioid drugs, and co-analgesic medications.

In some embodiments, the non opioid drug is chosen from non steroidal anti-inflammatory agents, choline magnesium trisalicylate, sulfasalazine, olsalazin, phenacetin,  
25 tenoxicam, phenylbutazone, oxyphenthartazone, tapentadol, celecoxib, etoricoxib, lumiracoxib, rofecoxib, parecoxib, and ziconotide.

In some embodiments, the non steroidal anti-inflammatory agent is chosen from acemetacin, acetaminophen, aminoprofen, aspirin, benoxaprofen, bucloxic acid, carprofen, choline magnesium salicylate, choline salicylate, clidanac, diclofenac, diflunisal, diflurisal,  
30 etodolac, fenoprofen, fenoprofen calcium, fentiazac, flosulide, flubufen, flufenamic acid, flufenisal, flurbiprofen, fluprofen, ibuprofen, indoprofen, indomethacin, isoxicam, ketoprofen, ketorolac tromethamine, lornoxicam, magnesium salicylate, meclofenamic acid, meclofenamate sodium, mefenamic acid, meloxicam, muprofen, nabumetone, naproxen, nepafenac, niflumic acid, nimesulide, oxaprozin, oxpinac, piroprofen, piroxicam, pramoprofen, ramifenazone,  
35 salsalate, salicylsalicylic acid, sodium salicylate, sudoxicam, sulindac, suprofen, tiaprofenic acid, tiopinac, tolafenamic acid, tolmetin, trioxaprofen, zidometacin, and zomepirac.

In some embodiments, the opioid drug is chosen from alfentanil, allylprodine, alphaprodine, anileridine, apomorphine, benzylmorphine, bezitramide, buprenorphine, butorphanol, clonitazene, codeine, desomorphine, dextromoramide, dextropropoxyphene, dezocine, diampromide, diamorphine, dihydrocodeine, dihydrocodeinone enol acetate, 5 dihydromorphine, dilaudid, dimenoxadol, dimepheptanol, dimethylthiambutene, dioxaphetyl butyrate, dipipanone, eptazocine, ethoheptazine, ethylmethylthiambutene, ethylmorphine, etonitazene, fentanyl, heroin, hydrocodeine, hydrocodone, hydromorphone, hydroxypethidine, isomethadone, ketobemidone, levallorphan, levorphanol, levophenacymorphan, lofentanil, meperidine, meptazinol, metazocine, methadone, metopon, 6-monoacetylmorphine, morphine, 10 morphine-6-glucuronide, myrophine, nalbuphine, narceine, nicomorphine, norlevorphanol, normethadone, nalorphine, normorphine, norpipanone, noscapine, opium, oxycodone, oxymorphone, papavereturn, papverine, pentazocine, pethidine, phenadoxone, phenomorphan, phenazocine, phenoperidine, piminodine, piritramide, proheptazine, promedol, properidine, propiram, propoxyphene, sufentanil, tilidine, and tramadol.

15 In some embodiments, the at least one analgesic agent comprises an NSAID and an opioid drug.

In some embodiments, the at least one analgesic agent is chosen from vicodin (acetaminophen and hydrocodone), percocet (oxycodone and acetaminophen), norco (hydrocodone bitartrate and acetaminophen), lorcet (acetaminophen and hydrocodone), darvocet 20 (acetaminophen and propoxyphene), and percodan (aspirin and oxycodone).

In some embodiments, the at least one analgesic agent is at least one co-analgesic medication chosen from antidepressants, anti-anxiety medications, migraine medications, and gabapentin.

In some embodiments, the migraine medication is chosen from alpiropride, 25 dihydroergotamine, dolasetron, ergocornine, ergocorninine, ergocryptine, ergot, ergotamine, flumedroxone acetate, fonazine, lisuride, lomerizine, methysergide oxetorone, and pizotyline.

In some embodiments, the antidepressant is chosen from escitalopram, binaldine, caroxazone, citalopram, (S)-citalopram, dimethazan, fencamine, indalpine, indeloxazine hydrochloride, nefopam, nomifensine, oxitriptan, oxypertine, paroxetine, sertraline, thiazesim, 30 trazodone, benmoxine, iproclozide, iproniazid, isocarboxazid, nialamide, octamoxin, phenelzine, cotinine, rolicyprine, rolipram, maprotiline, metralindole, mianserin, mirtazepine, adinazolam, amitriptyline, amitriptylinoxide, amoxapine, butriptyline, clomipramine, demexiptiline, desipramine, dibenzepin, dimetacrine, dothiepin, doxepin, fluacizine, imipramine, imipramine N-oxide, iprindole, lofepramine, melitracen, metapramine, nortriptyline, noxiptilin, opipramol, 35 pizotyline, propizepine, protriptyline, quinupramine, tianeptine, trimipramine, adrafinil, benactyzine, bupropion, butacetin, dioxadrol, duloxetine, etoperidone, febarbamate, femoxetine, fentpentadiol, fluoxetine, fluvoxamine, hematoporphyrin, hypericin, levophacetoperane,

medifoxamine, milnacipran, minaprine, moclobemide, nefazodone, oxaflozane, piberaline, prolintane, pyrisuccideanol, ritanserine, roxindole, rubidium chloride, sulpiride, tandospirone, thozalinone, tofenacin, toloxatone, tranlycypromine, L-tryptophan, venlafaxine, viloxazine, and zimeldine.

5           In some embodiments, the anti-anxiety medication is chosen from alprazolam, chlordiazepoxide, clonazepam, clorazepate, diazepam, halazepam, lorazepam, oxazepam, and prazepam, buspirone; and barbituates.

          In some embodiments, the pain is neuropathic pain associated with diabetic peripheral neuropathy.

10           In some embodiments, the one or more known pharmaceutical agents is chosen from antidiabetic agents.

          In some embodiments, the antidiabetic agent is chosen from sulfonylurea, meglitinide, biguanide, alpha-glucosidase inhibitor, thiazolidinedione, insulin analog, and chromium picolinate/biotin.

15           In some embodiments, the antidiabetic agent is a sulfonylurea chosen from glibenclamide, glipizide, gliclazide, and glimepiride.

          In some embodiments, the antidiabetic agent is a meglitinide chosen from repaglinide and nateglinide.

          In some embodiments, the antidiabetic agent is a biguanide chosen from metformin.

20           In some embodiments, the antidiabetic agent is an alpha-glucosidase inhibitor chosen from acarbose, epalrestat, miglitol, and voglibose.

          In some embodiments, the antidiabetic agent is a thiazolidinedione chosen from rosiglitazone and pioglitazone.

          In some embodiments, the antidiabetic agent is insulin or an analog thereof chosen from  
25   insulin lispro, insulin aspart, and insulin glargine.

          In some embodiments, the pain is pain associated with osteoarthritis.

          In some embodiments, the one or more known pharmaceutical agents is chosen from osteoarthritis agents.

          In some embodiments, the osteoarthritis agent is chosen from localized injections,  
30   topical patches, creams and gels, glucosamine, chondroitin sulfate, and vitamins.

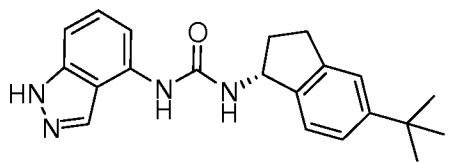
          In some embodiments, the localized injection is chosen from a corticosteroid injection and an injection of hyaluronan.

          In some embodiments, the topical patches, creams and gels are chosen from civamide patch, diclofenac patch, topical strontium chloride hexahydrate, diclofenac sodium topical  
35   solution, capsaicin cream and methylsalicylate cream.

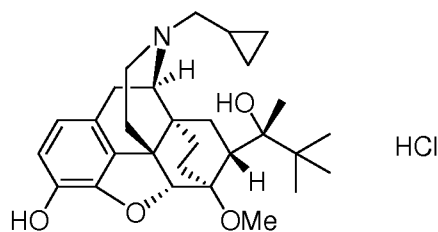
          In some embodiments, the osteoarthritis agent is chosen from valdecoxib, meloxicam, etodolac, naproxen sodium, diacerhein, tetracycline, antimalarial therapies, Gen-S, JNJ-

39439335, JNJ-42160443 (a monoclonal antibody against nerve growth factor (NGF)), JNS013 (combination of tramadol and acetaminophen), ABT-102 (*N*-[5-*tert*-butyl-2,3-dihydro-1*H*-inden-1(*R*)-yl]-*N'*-(1*H*-indazol-4-yl)urea), SAR114137, MEDI-578, LY545694 (iGluR5 antagonist), BEMA buprenorphine (CA Index Name: 6,14-ethenomorphinan-7-methanol, 17-(cyclopropylmethyl)- $\alpha$ -(1,1-dimethylethyl)-4,5-epoxy-18,19-dihydro-3-hydroxy-6-methoxy- $\alpha$ -methyl-, ( $\alpha$ S,5 $\alpha$ ,7 $\alpha$ )- hydrochloride), GRC 15300, PH-797804 (CA Index Name: benzamide, 3-[3-bromo-4-[(2,4-difluorophenyl)methoxy]-6-methyl-2-oxo-1(2*H*)-pyridinyl]-*N*,4-dimethyl-), ADX71943, ELI-216 (combination of oxycodone and naltrexone), NT-11624 (CA Index Name: 1*H*-pyrrolo[1,2-*a*]imidazole-2,5(3*H*,6*H*)-dione, dihydro-), diractin, XEN 402 (a voltage-gated Na(V)1.7 sodium channel blocker), CRB 0022 (a monoclonal antibody against nerve growth factor (NGF)), apitoxin, and etoricoxib.

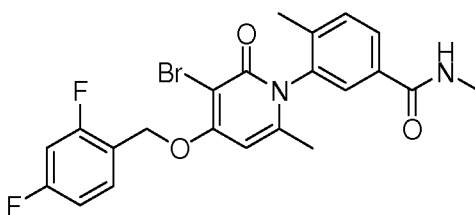
The osteoarthritis agent ABT-102 is *N*-[5-*tert*-butyl-2,3-dihydro-1*H*-inden-1(*R*)-yl]-*N'*-(1*H*-indazol-4-yl)urea, and the chemical structure is:



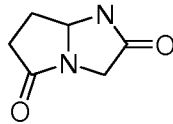
The osteoarthritis agent BEMA buprenorphine has the CA Index Name: 6,14-ethenomorphinan-7-methanol, 17-(cyclopropylmethyl)- $\alpha$ -(1,1-dimethylethyl)-4,5-epoxy-18,19-dihydro-3-hydroxy-6-methoxy- $\alpha$ -methyl-, ( $\alpha$ S,5 $\alpha$ ,7 $\alpha$ )- hydrochloride, and the chemical structure is:



The osteoarthritis agent PH-797804 has the CA Index Name: benzamide, 3-[3-bromo-4-[(2,4-difluorophenyl)methoxy]-6-methyl-2-oxo-1(2*H*)-pyridinyl]-*N*,4-dimethyl-, and the chemical structure is:



The osteoarthritis agent NT-11624 has the CA Index Name: 1*H*-pyrrolo[1,2-*a*]imidazole-2,5(3*H*,6*H*)-dione, dihydro-, and the chemical structure is:



In some embodiments, pain is pain associated with cancer.

In some embodiments, the pain is breakthrough pain in cancer patient.

In some embodiments, the individual is already receiving and is tolerant to opioid  
5 therapy for the cancer pain.

In some embodiments, the one or more known pharmaceutical agents is chosen from anticancer agents.

In some embodiments, the pain is pain that occurs as an adverse effect of the anticancer agent.

10 In some embodiments, the anticancer agent is paclitaxel.

In some embodiments, the cancer is chosen from prostate cancer, pancreatic cancer, lung cancer, and breast cancer.

In some embodiments, the cancer is chosen from pancreatic cancer, lung cancer, and breast cancer.

15 In some embodiments, the anticancer agent is chosen from acivicin, aclarubicin, acodazole hydrochloride, acronine, adozelesin, aldesleukin, altretamine, ambomycin, ametantrone acetate, aminoglutethimide, amsacrine, anastrozole, anthramycin, asparaginase, asperlin, azacitidine, azetepa, azotomycin, batimastat, benzodepa, bicalutamide, bisantrene hydrochloride, bisnafide dimesylate, bizelesin, bleomycin sulfate, brequinar sodium,  
20 bropirimine, busulfan, cactinomycin, calusterone, caracemide, carbetimer, carboplatin, carmustine, carubicin hydrochloride, carzelesin, cedefingol, chlorambucil, cirolemycin, cisplatin, cladribine, crisnatol mesylate, cyclophosphamide, cytarabine, dacarbazine, dactinomycin, daunorubicin hydrochloride, decitabine, dexormaplatin, dezaguanine, dezaguanine mesylate, diaziquone, docetaxel, doxorubicin, doxorubicin hydrochloride,  
25 droloxifene, droloxifene citrate, dromostanolone propionate, duazomycin, edatrexate, eflornithine hydrochloride, elsamitrucin, enloplatin, enpromate, epipropidine, epirubicin hydrochloride, erbulozole, esorubicin hydrochloride, estramustine, estramustine phosphate sodium, etanidazole, etoposide, etoposide phosphate, etoprine, fadrozole hydrochloride, fazarabine, fenretinide, floxuridine, fludarabine phosphate, fluorouracil, fluorocitabine,  
30 fosquidone, fostriecin sodium, gemcitabine, gemcitabine hydrochloride, hydroxyurea, idarubicin hydrochloride, ifosfamide, ilmofosine, interleukin II (including recombinant interleukin II or rIL2), interferon alfa-2a, interferon alfa-2b, interferon alfa-n1, interferon alfa-n3, interferon beta-I a, interferon gamma-I b, iproplatin, irinotecan hydrochloride, lanreotide acetate, letrozole, leuprolide acetate, liarozole hydrochloride, lometrexol sodium, lomustine, losoxantrone  
35 hydrochloride, masoprocol, maytansine, mechlorethamine hydrochloride, megestrol acetate,



- melengestrol acetate, melphalan, menogaril, mercaptopurine, methotrexate, methotrexate sodium, metoprine, meturedepa, mitindomide, mitocarcin, mitocromin, mitogillin, mitomalcin, mitomycin, mitosper, mitotane, mitoxantrone hydrochloride, mycophenolic acid, nocodazole, nogalamycin, ormaplatin, oxisuran, paclitaxel, pegaspargase, peliomycin, pentamustine,
- 5 peplomycin sulfate, perfosfamide, pipobroman, piposulfan, piroxantrone hydrochloride, plicamycin, plomestane, porfimer sodium, porfiromycin, prednimustine, procarbazine hydrochloride, puromycin, puromycin hydrochloride, pyrazofurin, riboprine, rogletimide, safingol, safingol hydrochloride, semustine, simtrazene, sparfosate sodium, sparsomycin, spirogermanium hydrochloride, spiromustine, spiroplatin, streptonigrin, streptozocin, sulofenur,
- 10 talisomycin, tecogalan sodium, tegafur, teloxantrone hydrochloride, temoporfin, teniposide, teroxirone, testolactone, thiamiprine, thioguanine, thiotepa, tiazofurin, tirapazamine, toremifene citrate, trestolone acetate, triciribine phosphate, trimetrexate, trimetrexate glucuronate, triptorelin, tubulozole hydrochloride, uracil mustard, uredepa, vapreotide, verteporfin, vinblastine sulfate, vincristine sulfate, vindesine, vindesine sulfate, vinepidine sulfate,
- 15 vinylicinate sulfate, vinleurosine sulfate, vinorelbine tartrate, vinrosidine sulfate, vinzolidine sulfate, vorozole, zeniplatin, zinostatin, and zorubicin hydrochloride.

- In some embodiments, the anticancer agent is chosen from 20-epi-1,25 dihydroxyvitamin D<sub>3</sub>; 5-ethynyluracil; abiraterone; aclarubicin; acylfulvene; adecypenol; adozelesin; aldesleukin; ALL-TK antagonists; altretamine; ambamustine; amidox; amifostine;
- 20 aminolevulinic acid; amrubicin; amsacrine; anagrelide; anastrozole; andrographolide; angiogenesis inhibitors; antagonist D; antagonist G; antarelix; anti dorsalizing morphogenetic protein-1; antiandrogen, prostatic carcinoma; antiestrogen; antineoplaston; antisense oligonucleotides; aphidicolin glycinate; apoptosis gene modulators; apoptosis regulators; apurinic acid; ara-CDP-DL-PTBA; arginine deaminase; asulacrine; atamestane; atrimustine;
- 25 axinastatin 1; axinastatin 2; axinastatin 3; azasetron; azatoxin; azatyrosine; baccatin III derivatives; balanol; batimastat; BCR/ABL antagonists; benzochlorins; benzoylstauosporine; beta lactam derivatives; beta alethine; betaclamycin B; betulinic acid; bFGF inhibitor; bicalutamide; bisantrene; bisaziridinylspermine; bisnafide; bistratene A; bizelesin; brefflate; bropirimine; budotitane; buthionine sulfoximine; calcipotriol; calphostin C; camptothecin
- 30 derivatives; canarypox IL-2; capecitabine; carboxamide-amino-triazole; carboxyamidotriazole; CaRest M3; CARN 700; cartilage derived inhibitor; carzelesin; casein kinase inhibitors (ICOS); castanospermine; cecropin B; cetorelix; chlorins; chloroquinoxaline sulfonamide; cicaprost; cis porphyrin; cladribine; clomifene analogues; clotrimazole; collismycin A; collismycin B; combretastatin A4; combretastatin analogue; conagenin; crambescidin 816; crisnatol;
- 35 cryptophycin 8; cryptophycin A derivatives; curacin A; cyclopentantraquinones; cycloplatan; cypemycin; cytarabine ocfosfate; cytolytic factor; cytostatin; daclicimab; decitabine; dehydridemnin B; deslorelin; dexamethasone; dexifosfamide; dexrazoxane; dexverapamil;

- diaziquone; didemnin B; didox; diethylnorspermine; dihydro-5-azacytidine; dihydrotaxol; 9-dioxamycin; diphenyl spiromustine; docetaxel; docosanol; dolasetron; doxifluridine; droloxifene; dronabinol; duocarmycin SA; ebselen; ecomustine; edelfosine; edrecolomab; eflornithine; elemene; emitefur; epirubicin; epristeride; estramustine analogue; estrogen agonists; estrogen antagonists; etanidazole; etoposide phosphate; exemestane; fadrozole; 5 fazarabine; fenretinide; filgrastim; finasteride; flavopiridol; flezelastine; fluasterone; fludarabine; fluorodaunorubicin hydrochloride; forfenimex; formestane; fostriecin; fotemustine; gadolinium texaphyrin; gallium nitrate; galocitabine; ganirelix; gelatinase inhibitors; gemcitabine; glutathione inhibitors; hepsulfam; heregulin; hexamethylene bisacetamide; 10 hypericin; ibandronic acid; idarubicin; idoxifene; idramantone; ilmofofosine; ilomastat; imidazoacridones; imiquimod; immunostimulant peptides; insulin-like growth factor-1 receptor inhibitor; interferon agonists; interferons; interleukins; iobenguane; iododoxorubicin; 4-ipomeanol; iroplact; irsogladine; isobengazole; isohomohalicondrin B; itasetron; jasplakinolide; kahalalide F; lamellarin-N triacetate; lanreotide; leinamycin; lenograstim; lentinan sulfate; 15 leptolstatin; letrozole; leukemia inhibiting factor; leukocyte alpha interferon; leuprolide+estrogen+progesterone; leuprorelin; levamisole; liarozole; linear polyamine analogue; lipophilic disaccharide peptide; lipophilic platinum compounds; lissoclinamide 7; lobaplatin; lombricine; lometrexol; lonidamine; losoxantrone; lovastatin; loxoribine; lurtotecan; lutetium texaphyrin; lysofylline; lytic peptides; maitansine; mannostatin A; marimastat; 20 masoprocol; maspin; matrilysin inhibitors; matrix metalloproteinase inhibitors; menogaril; merbarone; meterelin; methioninase; metoclopramide; MIF inhibitor; mifepristone; miltefosine; mirimostim; mismatched double stranded RNA; mitoguazone; mitolactol; mitomycin analogues; mitonafide; mitotoxin fibroblast growth factor saporin; mitoxantrone; mofarotene; molgramostim; monoclonal antibody, human chorionic gonadotrophin; monophosphoryl lipid 25 A+myobacterium cell wall sk; mopidamol; multiple drug resistance gene inhibitor; multiple tumor suppressor-1 based therapy; mustard anticancer agent; mycaperoxide B; mycobacterial cell wall extract; myriaporone; N-acetyldinaline; N-substituted benzamides; nafarelin; nagrestip; naloxone+pentazocine; napavin; naphterpin; nartograstim; nedaplatin; nemorubicin; neridronic acid; neutral endopeptidase; nilutamide; nisamycin; nitric oxide modulators; nitroxide 30 antioxidant; nitrullyn; O6-benzylguanine; octreotide; okicenone; oligonucleotides; onapristone; ondansetron; ondansetron; oracin; oral cytokine inducer; ormaplatin; osaterone; oxaliplatin; oxaunomycin; paclitaxel; paclitaxel analogues; paclitaxel derivatives; palauamine; palmitoylrhizoxin; pamidronic acid; panaxytriol; panomifene; parabactin; pazelliptine; pegaspargase; peldesine; pentosan polysulfate sodium; pentostatin; pentozole; perflubron; 35 perfosfamide; perillyl alcohol; phenazinomycin; phenylacetate; phosphatase inhibitors; picibanil; pilocarpine hydrochloride; pirarubicin; piritrexim; placetin A; placetin B; plasminogen activator inhibitor; platinum complex; platinum compounds; platinum-triamine complex;

porfimer sodium; porfiromycin; prednisone; propyl bis-acridone; prostaglandin J2; proteasome inhibitors; protein A-based immune modulator; protein kinase C inhibitor; protein kinase C inhibitors, microalgal; protein tyrosine phosphatase inhibitors; purine nucleoside phosphorylase inhibitors; purpurins; pyrazoloacridine; pyridoxylated hemoglobin polyoxyethylene conjugate;

5 raf antagonists; raltitrexed; ramosetron; ras farnesyl protein transferase inhibitors; ras inhibitors; ras-GAP inhibitor; retelliptine demethylated; rhenium Re 186 etidronate; rhizoxin; ribozymes; RII retinamide; rogletimide; rohitukine; romurtide; roquinimex; rubiginone B1; ruboxyl; safingol; saintopin; SarCNU; sarcophytol A; sargramostim; Sdi 1 mimetics; semustine; senescence derived inhibitor 1; sense oligonucleotides; signal transduction inhibitors; signal

10 transduction modulators; single chain antigen binding protein; sizofuran; sobuzoxane; sodium borocaptate; sodium phenylacetate; solverol; somatomedin binding protein; sonermin; sparfosic acid; spicamycin D; spiromustine; splenopentin; spongistatin 1; squalamine; stem cell inhibitor; stem cell division inhibitors; stipiamide; stromelysin inhibitors; sulfinosine; superactive vasoactive intestinal peptide antagonist; suradista; suramin; swainsonine; synthetic

15 glycosaminoglycans; tallimustine; tamoxifen methiodide; tauromustine; tazarotene; tecogalan sodium; tegafur; tellurapyrylium; telomerase inhibitors; temoporfin; temozolomide; teniposide; tetrachlorodecaoxide; tetrazomine; thaliblastine; thiocoraline; thrombopoietin; thrombopoietin mimetic; thymalfasin; thymopoietin receptor agonist; thymotrinan; thyroid stimulating hormone; tin ethyl etiopurpurin; tirapazamine; titanocene bichloride; topsentin; toremifene; totipotent stem

20 cell factor; translation inhibitors; tretinoin; triacetyluridine; triciribine; trimetrexate; triptorelin; tropisetron; turosteride; tyrosine kinase inhibitors; tyrphostins; UBC inhibitors; ubenimex; urogenital sinus derived growth inhibitory factor; urokinase receptor antagonists; vaporeotide; variolin B; vector system, erythrocyte gene therapy; velaresol; veramine; verdins; verteporfin; vinorelbine; vinxaltine; vitaxin; vorozole; zanoterone; zeniplatin; zilascorb; and zinostatin

25 stimalamer.

In some embodiments, the anticancer agent is chosen from eribulin mesylate, cabazitaxel, sipuleucel-T, degarelix, raloxifene, topotecan hydrochloride, ixabepilone, lapatinib, erlotinib, gefitinib, abarelix, leuprolide acetate, fulvestrant, letrozole, triptorelin pamoate, herceptin, nolvadex, photofrin, xeloda, letrozole, anastrozole, flutamide, gemcitabine HCl,

30 docetaxel, goserelin acetate, bevacizumab, celecoxib, cetuximab, denosumab, ibandronic acid, thyrotropin alfa, trabectedin, and Pemetrexed.

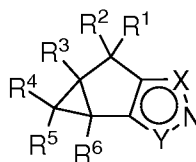
Other pharmaceutical agents are well known, or will be readily apparent in light of the instant disclosure, to one of ordinary skill in the art.

It is understood that the scope of combination-therapy of the compound of Formula **Ia**

35 or a pharmaceutically acceptable salt, solvate, and hydrate thereof described herein with other pharmaceutical agents is not limited to those listed herein but includes in principle any

combination with any pharmaceutical agent or pharmaceutical composition useful for the treatment of diseases, conditions or disorders that are linked to pain.

Provided are certain compounds as shown in Formula **Ia** and pharmaceutically acceptable salts, solvates, hydrates, and/or *N*-oxides thereof:



**Ia**

5

wherein:

$R^1$ ,  $R^2$ ,  $R^3$ ,  $R^4$ ,  $R^5$ , and  $R^6$  are each independently selected from: H and  $C_1$ - $C_6$  alkyl;

X is  $NR^7$  and Y is  $CC(O)N(R^8)R^9$ ; or

X is  $CC(O)N(R^8)R^9$  and Y is  $NR^7$ ;

10

$R^7$  is  $-R^{10}-R^{11}-R^{12}-R^{13}$ ; wherein:

$R^{10}$  is selected from:  $C_1$ - $C_6$  alkylene, heteroarylene, and heterocyclylene; or  $R^{10}$  is absent;

$R^{11}$  is selected from:  $-C(O)NH-$  and  $C_1$ - $C_6$  alkylene; or  $R^{11}$  is absent;

$R^{12}$  is  $C_1$ - $C_6$  alkylene; or  $R^{12}$  is absent; and

15

$R^{13}$  is selected from:  $C_1$ - $C_6$  alkyl, aryl,  $C_3$ - $C_7$  cycloalkyl, heteroaryl, heterocyclyl, and hydroxyl; wherein said  $C_1$ - $C_6$  alkyl, aryl, and heteroaryl are each optionally substituted with one or two substituents selected from:  $C_1$ - $C_6$  alkoxy,  $C_1$ - $C_6$  alkyl,  $C_1$ - $C_6$  alkylamino,  $C_1$ - $C_6$  alkylsulfonyl, amino,  $C_3$ - $C_7$  cycloalkyl, cyano,  $C_2$ - $C_8$  dialkylamino,  $C_1$ - $C_6$  haloalkyl, halogen, and hydroxyl;

20

$R^8$  is  $-R^{14}-R^{15}-R^{16}-R^{17}$ ; wherein:

$R^{14}$  is selected from:  $C_1$ - $C_6$  alkylene,  $C_3$ - $C_7$  cycloalkenylene,  $C_3$ - $C_7$  cycloalkylene, heteroarylene, and heterocyclylene; wherein said  $C_1$ - $C_6$  alkylene and heterocyclylene are each optionally substituted with one or more substituents selected from:  $C_1$ - $C_6$  alkoxy,  $C_1$ - $C_6$  alkyl,  $C_3$ - $C_7$  cycloalkyl, aryl, carboxy, heteroaryl, heterocyclyl, and hydroxyl; wherein said  $C_1$ - $C_6$  alkyl and aryl are optionally substituted with one substituent selected from:  $C_1$ - $C_6$  alkoxy, aryl, halogen, heteroaryl, and hydroxyl; or  $R^{14}$  is absent;

25

$R^{15}$  is selected from:  $-C(O)NH-$ ,  $-C(O)-$ ,  $-C(O)O-$ ,  $C_1$ - $C_6$  alkylene,  $C_3$ - $C_7$  cycloalkylene, heteroarylene, and heterocyclylene; wherein said heterocyclylene is optionally substituted with  $C_1$ - $C_6$  alkyl; or  $R^{15}$  is absent;

30

$R^{16}$  is  $C_1$ - $C_6$  alkylene; or  $R^{16}$  is absent; and

$R^{17}$  is selected from: H,  $C_1$ - $C_6$  alkoxy,  $C_1$ - $C_6$  alkyl,  $C_1$ - $C_6$  alkylamino,  $C_1$ - $C_6$  alkylcarboxamide,  $C_2$ - $C_6$  alkynyl, ureyl, amino, aryl, arylamino, arylcarbonyl, aryloxy, carbo- $C_1$ - $C_6$ -alkoxy, carboxamide, carboxy, cyano,  $C_3$ - $C_7$  cycloalkyl,  $C_5$ - $C_{11}$  bicycloalkyl,  $C_3$ - $C_7$

cycloalkylamino, C<sub>2</sub>-C<sub>8</sub> dialkylamino, C<sub>2</sub>-C<sub>8</sub> dialkylsulfonamide, C<sub>1</sub>-C<sub>6</sub> haloalkyl, heteroaryl, heteroaryloxy, heterobicycyl, heterocycl, hydroxyl, and phosphonoxy; wherein said C<sub>1</sub>-C<sub>6</sub> alkylamino, amino, aryl, arylamino, aryloxy, C<sub>5</sub>-C<sub>11</sub> bicycloalkyl, C<sub>3</sub>-C<sub>7</sub> cycloalkyl, C<sub>3</sub>-C<sub>7</sub> cycloalkylamino, heteroaryl, heterobicycyl, heterocycl, and ureyl are each optionally substituted with one or more substituents selected from: C<sub>1</sub>-C<sub>6</sub> alkoxy, C<sub>1</sub>-C<sub>6</sub> alkoxy, C<sub>1</sub>-C<sub>6</sub> alkyl, C<sub>1</sub>-C<sub>6</sub> alkylsulfon, amino, aryl, carboxy, cyano, C<sub>3</sub>-C<sub>7</sub> cycloalkyl, C<sub>2</sub>-C<sub>8</sub> dialkylamino, C<sub>1</sub>-C<sub>6</sub> haloalkoxy, C<sub>1</sub>-C<sub>6</sub> haloalkyl, halogen, heteroaryl, heterocycl, and hydroxyl; and

R<sup>9</sup> is selected from H, C<sub>1</sub>-C<sub>6</sub> alkyl, and C<sub>3</sub>-C<sub>7</sub> cycloalkyl; or

R<sup>8</sup> and R<sup>9</sup> together with the nitrogen atom to which they are both bonded form a group selected from: heterocycl and heterobicycyl, each optionally substituted with one or more substituents selected from: Carbo-C<sub>1</sub>-C<sub>6</sub>-alkoxy, C<sub>1</sub>-C<sub>6</sub> alkoxy, C<sub>1</sub>-C<sub>6</sub> alkyl, aryl, carbo-C<sub>1</sub>-C<sub>6</sub>-alkoxy, C<sub>1</sub>-C<sub>6</sub> haloalkyl, halogen, heteroaryl, heteroaryloxy, heterocycl, and hydroxyl; wherein said aryl, C<sub>1</sub>-C<sub>6</sub> alkyl, and heteroaryl are optionally substituted with one substituent selected from: C<sub>3</sub>-C<sub>7</sub> cycloalkyl, C<sub>1</sub>-C<sub>6</sub> alkoxy, halogen, and hydroxyl.

It is appreciated that certain features of the invention, which are, for clarity, described in the context of separate embodiments, may also be provided in combination in a single embodiment. Conversely, various features of the invention, which are, for brevity, described in the context of a single embodiment, may also be provided separately or in any suitable subcombination. All combinations of the embodiments pertaining to the chemical groups represented by the variables (*e.g.*, R<sup>1</sup>, R<sup>2</sup>, R<sup>3</sup>, R<sup>4</sup>, R<sup>5</sup>, R<sup>6</sup>, R<sup>7</sup>, R<sup>8</sup>, R<sup>9</sup>, R<sup>10</sup>, R<sup>11</sup>, R<sup>12</sup>, R<sup>13</sup>, R<sup>14</sup>, R<sup>15</sup>, R<sup>16</sup>, R<sup>17</sup>, X, and Y) contained within the generic chemical formulae described herein, for example, **Ia** and **Ie**, *etc.*, are specifically embraced by the present invention just as if each and every combination was individually explicitly recited, to the extent that such combinations embrace compounds that result in stable compounds (*i.e.*, compounds that can be isolated, characterized and tested for biological activity). In addition, all subcombinations of the chemical groups listed in the embodiments describing such variables, as well as all subcombinations of uses and medical indications described herein, are also specifically embraced by the present invention just as if each and every subcombination of chemical groups and subcombination of uses and medical indications was individually and explicitly recited, to the extent that such combinations embrace compounds that result in stable compounds (*i.e.*, compounds that can be isolated, characterized and tested for biological activity). In addition, all subcombinations of the chemical groups listed in the embodiments describing such variables, as well as all subcombinations of uses and medical indications described herein, are also specifically embraced by the present invention just as if each and every subcombination of chemical groups and subcombination of uses and medical indications was individually and explicitly recited herein. In addition, some embodiments include every combination of the one or more known

pharmaceuticl agents either specifically disclosed herein or specifically disclosed in any reference recited herein just as if each and every combination was individually and explicitly recited. Still further, some embodiments of the present invention include every combination of one or more embodiments pertaining to the chemical groups represented by the variables and generic chemical formulae as described herein or every combination of one or more compounds of Formula (**Ia**) together/in combination with every combination of the one or more known pharmaceuticl agents either specifically disclosed herein or specifically disclosed in any reference recited herein just as if each and every combination was individually and explicitly recited.

As used herein, “substituted” indicates that at least one hydrogen atom of the chemical group is replaced by a non-hydrogen substituent or group, the non-hydrogen substituent or group can be monovalent or divalent. When the substituent or group is divalent, then it is understood that this group is further substituted with another substituent or group. When a chemical group herein is “substituted” it may have up to the full valance of substitution; for example, a methyl group can be substituted by 1, 2, or 3 substituents, a methylene group can be substituted by 1 or 2 substituents, a phenyl group can be substituted by 1, 2, 3, 4, or 5 substituents, a naphthyl group can be substituted by 1, 2, 3, 4, 5, 6, or 7 substituents, and the like. Likewise, “substituted with one or more substituents” refers to the substitution of a group with one substituent up to the total number of substituents physically allowed by the group. Further, when a group is substituted with more than one group they can be identical or they can be different.

Compounds described herein can also include tautomeric forms, such as keto-enol tautomers and the like. Tautomeric forms can be in equilibrium or sterically locked into one form by appropriate substitution. It is understood that the various tautomeric forms are within the scope of the compounds described herein.

The present disclosure includes all isotopes of atoms occurring in the present compounds, salts and crystalline forms thereof. Compounds described herein can also include all isotopes of atoms occurring in the intermediates and/or final compounds. Isotopes include those atoms having the same atomic number but different mass numbers. By way of general example, and without limitation, isotopes of hydrogen include  $^2\text{H}$  (deuterium) and  $^3\text{H}$  (tritium). Isotopes of carbon include  $^{13}\text{C}$  and  $^{14}\text{C}$ .

It is understood and appreciated that compounds of Formula **Ia** and formulae related thereto may have one or more chiral centers and therefore can exist as enantiomers and/or diastereoisomers. The invention is understood to extend to and embrace all such enantiomers, diastereoisomers and mixtures thereof, including but not limited to racemates. It is understood that compounds of Formula **Ia** and formulae used throughout this disclosure are intended to represent all individual enantiomers and mixtures thereof, unless stated or shown otherwise.

The Group R<sup>1</sup>:

In some embodiments, R<sup>1</sup> is selected from: H and C<sub>1</sub>-C<sub>6</sub> alkyl.

In some embodiments, R<sup>1</sup> is H.

In some embodiments, R<sup>1</sup> is C<sub>1</sub>-C<sub>6</sub> alkyl.

5 In some embodiments, R<sup>1</sup> is methyl.

In some embodiments, R<sup>1</sup> is isopropyl.

The Group R<sup>2</sup>:

In some embodiments, R<sup>2</sup> is selected from: H and C<sub>1</sub>-C<sub>6</sub> alkyl.

In some embodiments, R<sup>2</sup> is H.

10 In some embodiments, R<sup>2</sup> is C<sub>1</sub>-C<sub>6</sub> alkyl.

In some embodiments, R<sup>2</sup> is methyl.

In some embodiments, R<sup>2</sup> is isopropyl.

The Group R<sup>3</sup>:

In some embodiments, R<sup>3</sup> is selected from: H and C<sub>1</sub>-C<sub>6</sub> alkyl.

15 In some embodiments, R<sup>3</sup> is H.

In some embodiments, R<sup>3</sup> is C<sub>1</sub>-C<sub>6</sub> alkyl.

In some embodiments, R<sup>3</sup> is methyl.

In some embodiments, R<sup>3</sup> is isopropyl.

The Group R<sup>4</sup>:

20 In some embodiments, R<sup>4</sup> is selected from: H and C<sub>1</sub>-C<sub>6</sub> alkyl.

In some embodiments, R<sup>4</sup> is H.

In some embodiments, R<sup>4</sup> is C<sub>1</sub>-C<sub>6</sub> alkyl.

In some embodiments, R<sup>4</sup> is methyl.

In some embodiments, R<sup>4</sup> is isopropyl.

25 The Group R<sup>5</sup>:

In some embodiments, R<sup>5</sup> is selected from: H and C<sub>1</sub>-C<sub>6</sub> alkyl.

In some embodiments, R<sup>5</sup> is H.

In some embodiments, R<sup>5</sup> is C<sub>1</sub>-C<sub>6</sub> alkyl.

In some embodiments, R<sup>5</sup> is methyl.

30 In some embodiments, R<sup>5</sup> is isopropyl.

The Group R<sup>6</sup>:

In some embodiments, R<sup>6</sup> is selected from: H and C<sub>1</sub>-C<sub>6</sub> alkyl.

In some embodiments, R<sup>6</sup> is H.

In some embodiments, R<sup>6</sup> is C<sub>1</sub>-C<sub>6</sub> alkyl.

35 In some embodiments, R<sup>6</sup> is methyl.

In some embodiments, R<sup>6</sup> is isopropyl.

The Group X:

In some embodiments, X is  $\text{NR}^7$ ; wherein  $\text{R}^7$  is  $-\text{R}^{10}-\text{R}^{11}-\text{R}^{12}-\text{R}^{13}$

In some embodiments, X is  $\text{CCONR}^8\text{R}^9$ .

In some embodiments, X is  $\text{CC(O)NHR}^8$ .

The Group Y:

5 In some embodiments, Y is  $\text{NR}^7$ ; wherein  $\text{R}^7$  is  $-\text{R}^{10}-\text{R}^{11}-\text{R}^{12}-\text{R}^{13}$

In some embodiments, Y is  $\text{CCONR}^8\text{R}^9$ .

In some embodiments, Y is  $\text{CC(O)NHR}^8$ .

The Group  $\text{R}^7$ :

In some embodiments,  $\text{R}^7$  is  $-\text{R}^{10}-\text{R}^{11}-\text{R}^{12}-\text{R}^{13}$ , or an *N*-oxide thereof.

10 In some embodiments,  $\text{R}^7$  is  $-\text{R}^{10}-\text{R}^{11}-\text{R}^{12}-\text{R}^{13}$ .

In some embodiments,  $\text{R}^7$  is selected from: aryl and heteroaryl; wherein said aryl and heteroaryl are each optionally substituted with one or two substituents selected from: cyano and halogen.

In some embodiments,  $\text{R}^7$  is selected from: aryl and heteroaryl; wherein said aryl and heteroaryl are each optionally substituted with one or two substituents selected from: fluoro, chloro, and cyano.

In some embodiments,  $\text{R}^7$  is selected from: 2,4-difluoro-phenyl, 2,4-dichloro-phenyl, 5-chloro-pyridin-2-yl, 5-cyano-pyrazin-2-yl, pyrazin-2-yl, 5-fluoro-pyridin-2-yl, 4-chloro-pyridin-2-yl, 4-fluoro-pyridin-2-yl, 4-cyano-pyridin-2-yl, and 4-oxy-pyrazin-2-yl.

20 In some embodiments,  $\text{R}^7$  is selected from: 2,4-difluoro-phenyl, 2,4-dichloro-phenyl, 5-chloro-pyridin-2-yl, 5-cyano-pyrazin-2-yl, pyrazin-2-yl, 5-fluoro-pyridin-2-yl, 4-chloro-pyridin-2-yl, 4-fluoro-pyridin-2-yl, 4-cyano-pyridin-2-yl, and 4-oxy-pyrazin-2-yl.

In some embodiments,  $\text{R}^7$  is selected from: 2,4-difluoro-phenyl, 5-bromo-pyridin-2-yl, 4-cyano-phenyl, pyridin-3-yl, pyridin-2-yl, 5-thiazol-2-yl-pyridin-2-yl, 5-trifluoromethyl-pyridin-2-yl, 5-*o*-tolyl-pyridin-2-yl, 5-dimethylamino-pyrazin-2-yl, 2,4-dichloro-phenyl, 5-isopropyl-pyridin-2-yl, 5-methyl-pyridin-2-yl, 5-(4-methoxy-phenyl)-pyridin-2-yl, 2-fluoro-4-methanesulfonyl-phenyl, 2-fluoro-phenyl, 5-chloro-pyridin-2-yl, 5-bromo-pyridin-3-yl, *tert*-butyl, 2-methoxy-pyridin-4-yl, 2,2-dimethyl-propyl, tetrahydro-pyran-4-ylmethyl, phenyl, 4-trifluoromethyl-pyridin-2-yl, 6-chloro-pyrazin-2-yl, 1-oxo-hexahydro-1<sup>4</sup>-thiopyran-4-yl, 5-morpholin-4-yl-pyridin-2-yl, 6-bromo-pyridin-3-yl, 5-methoxy-pyridin-2-yl, 5,6-difluoro-pyridin-3-yl, 6-methoxy-pyridazin-3-yl, 2-chloro-pyridin-4-yl, 5-cyclopropyl-pyrazin-2-yl, 1,1-dioxo-tetrahydro-1<sup>6</sup>-thiophen-3-yl, 1-benzyl-piperidin-4-yl, 6-cyano-pyrazin-2-yl, 2-hydroxy-2-methyl-propyl, 4-fluoro-phenyl, 5-ethyl-pyridin-2-yl, isopropyl, 5-phenyl-pyridin-2-yl, pyridin-4-yl, 2,5-difluoro-phenyl, 3-fluoro-phenyl, pyrimidin-4-yl, 2-(tetrahydro-pyran-4-yl)-ethyl, 3,5-difluoro-pyridin-2-yl, pyrazin-2-yl, tetrahydro-thiopyran-4-yl, 5-*p*-tolyl-pyridin-2-yl, 4-methoxy-phenyl, 2-morpholin-4-yl-ethyl, 5-cyano-pyridin-2-yl, 5-cyano-pyrazin-2-yl, 6'-methyl-[3,3']bipyridinyl-6-yl, 6-chloro-pyridazin-3-yl, 5-fluoro-pyridin-2-yl, 5-ethyl-pyrazin-2-



yl, 6-methoxy-pyrazin-2-yl, 5-dimethylamino-pyridin-2-yl, 1-(4-fluoro-phenyl)-1-methyl-ethyl, 5-pyrimidin-5-yl-pyridin-2-yl, 4-methyl-pyridin-2-yl, 5-methoxy-pyrazin-2-yl, 5-propyl-pyridin-2-yl, 6-chloro-pyridin-3-yl, 5-*m*-tolyl-pyridin-2-yl, 5-hydroxy-pyrazin-2-yl, cyclopropyl-pyridin-2-yl, 2,6-difluoro-phenyl, 3-fluoro-pyridin-4-yl, 5-isopropyl-pyrazin-2-yl, 5-bromo-pyrazin-2-yl, 5-cyclopentyl-pyridin-2-yl, *o*-tolyl, 4-fluoro-benzyl, 3-methyl-pyridin-2-yl, 6-methyl-4-trifluoromethyl-pyridin-2-yl, 6-dimethylamino-pyrazin-2-yl, 1,1-dioxo-hexahydro-1 $\lambda^6$ -thiopyran-4-yl, 5-(4-fluoro-phenyl)-pyridin-2-yl, 5-cyclopropyl-pyridin-2-yl, 6-ethyl-pyrazin-2-yl, 5-methylamino-pyrazin-2-yl, 5-methyl-pyrazin-2-yl, 3-fluoro-pyridin-2-yl, 5-cyclobutyl-pyrazin-2-yl, 5-ethoxy-pyrazin-2-yl, 5-trifluoromethyl-pyrazin-2-yl, 5-cyano-pyridin-3-yl, 5-cyclopropylmethyl-pyrazin-2-yl, 5-pentafluoroethyl-pyrazin-2-yl, 5-heptafluoropropyl-pyrazin-2-yl, 5-chloro-4-methyl-pyridin-2-yl, 5-chloro-4-trifluoromethyl-pyridin-2-yl, 4-bromo-pyridin-2-yl, 4-chloro-pyridin-2-yl, 4-fluoro-pyridin-2-yl, 4-oxy-pyrazin-2-yl, 4-cyclopropyl-pyridin-2-yl, 4-cyano-pyridin-2-yl, 4-methanesulfonyl-pyridin-2-yl, 4-methoxy-pyridin-2-yl, piperidin-4-yl, tetrahydro-pyran-4-yl, 3-methyl-1,1-dioxo-tetrahydro-1 $\lambda^6$ -thiophen-3-yl, 5-chloro-3-fluoro-pyridin-2-yl, 3-fluoro-5-methoxy-pyridin-2-yl, 2-chloro-4-fluoro-phenyl, 6-fluoro-pyridin-3-yl, 6-cyano-pyridin-3-yl, 3-hydroxy-3-methyl-butyl, 4-iodo-pyridin-2-yl, 1-oxy-pyridin-3-yl, 4-*tert*-butylcarbamoyl-pyridin-2-yl, and 4-hydroxy-pyridin-2-yl.

In some embodiments, R<sup>7</sup> is selected from: 2,4-difluoro-phenyl, 5-bromo-pyridin-2-yl, 4-cyano-phenyl, pyridin-3-yl, pyridin-2-yl, 5-thiazol-2-yl-pyridin-2-yl, 5-trifluoromethyl-pyridin-2-yl, 5-*o*-tolyl-pyridin-2-yl, 5-dimethylamino-pyrazin-2-yl, 2,4-dichloro-phenyl, 5-isopropyl-pyridin-2-yl, 5-methyl-pyridin-2-yl, 5-(4-methoxy-phenyl)-pyridin-2-yl, 2-fluoro-4-methanesulfonyl-phenyl, 2-fluoro-phenyl, 5-chloro-pyridin-2-yl, 5-bromo-pyridin-3-yl, *tert*-butyl, 2-methoxy-pyridin-4-yl, 2,2-dimethyl-propyl, tetrahydro-pyran-4-ylmethyl, phenyl, 4-trifluoromethyl-pyridin-2-yl, 6-chloro-pyrazin-2-yl, 1-oxo-hexahydro-1<sup>4</sup>-thiopyran-4-yl, 5-morpholin-4-yl-pyridin-2-yl, 6-bromo-pyridin-3-yl, 5-methoxy-pyridin-2-yl, 5,6-difluoro-pyridin-3-yl, 6-methoxy-pyridazin-3-yl, 2-chloro-pyridin-4-yl, 5-cyclopropyl-pyrazin-2-yl, 1,1-dioxo-tetrahydro-1 $\lambda^6$ -thiophen-3-yl, 1-benzyl-piperidin-4-yl, 6-cyano-pyrazin-2-yl, 2-hydroxy-2-methyl-propyl, 4-fluoro-phenyl, 5-ethyl-pyridin-2-yl, isopropyl, 5-phenyl-pyridin-2-yl, pyridin-4-yl, 2,5-difluoro-phenyl, 3-fluoro-phenyl, pyrimidin-4-yl, 2-(tetrahydro-pyran-4-yl)-ethyl, 3,5-difluoro-pyridin-2-yl, pyrazin-2-yl, tetrahydro-thiopyran-4-yl, 5-*p*-tolyl-pyridin-2-yl, 4-methoxy-phenyl, 2-morpholin-4-yl-ethyl, 5-cyano-pyridin-2-yl, 5-cyano-pyrazin-2-yl, 6'-methyl-[3,3']bipyridinyl-6-yl, 6-chloro-pyridazin-3-yl, 5-fluoro-pyridin-2-yl, 5-ethyl-pyrazin-2-yl, 6-methoxy-pyrazin-2-yl, 5-dimethylamino-pyridin-2-yl, 1-(4-fluoro-phenyl)-1-methyl-ethyl, 5-pyrimidin-5-yl-pyridin-2-yl, 4-methyl-pyridin-2-yl, 5-methoxy-pyrazin-2-yl, 5-propyl-pyridin-2-yl, 6-chloro-pyridin-3-yl, 5-*m*-tolyl-pyridin-2-yl, 5-hydroxy-pyrazin-2-yl, cyclopropyl-pyridin-2-yl, 2,6-difluoro-phenyl, 3-fluoro-pyridin-4-yl, 5-isopropyl-pyrazin-2-yl,

5-bromo-pyrazin-2-yl, 5-cyclopentyl-pyridin-2-yl, *o*-tolyl, 4-fluoro-benzyl, 3-methyl-pyridin-2-yl, 6-methyl-4-trifluoromethyl-pyridin-2-yl, 6-dimethylamino-pyrazin-2-yl, 1,1-dioxo-hexahydro-1 $\lambda$ <sup>6</sup>-thiopyran-4-yl, 5-(4-fluoro-phenyl)-pyridin-2-yl, 5-cyclopropyl-pyridin-2-yl, 6-ethyl-pyrazin-2-yl, 5-methylamino-pyrazin-2-yl, 5-methyl-pyrazin-2-yl, 3-fluoro-pyridin-2-yl,  
5 5-cyclobutyl-pyrazin-2-yl, 5-ethoxy-pyrazin-2-yl, 5-trifluoromethyl-pyrazin-2-yl, 5-cyano-pyridin-3-yl, 5-cyclopropylmethyl-pyrazin-2-yl, 5-pentafluoroethyl-pyrazin-2-yl, 5-heptafluoropropyl-pyrazin-2-yl, 5-chloro-4-methyl-pyridin-2-yl, 5-chloro-4-trifluoromethyl-pyridin-2-yl, 4-bromo-pyridin-2-yl, 4-chloro-pyridin-2-yl, 4-fluoro-pyridin-2-yl, 4-oxy-pyrazin-2-yl, 4-cyclopropyl-pyridin-2-yl, 4-cyano-pyridin-2-yl, 4-methanesulfonyl-pyridin-2-yl, 4-methoxy-pyridin-2-yl, and piperidin-4-yl.

In some embodiments, R<sup>7</sup> is 2,4-difluoro-phenyl. In some embodiments, R<sup>7</sup> is 5-bromopyridin-2-yl. In some embodiments, R<sup>7</sup> is 4-cyano-phenyl. In some embodiments, R<sup>7</sup> is pyridin-3-yl. In some embodiments, R<sup>7</sup> is pyridin-2-yl. In some embodiments, R<sup>7</sup> is 5-thiazol-2-yl-pyridin-2-yl. In some embodiments, R<sup>7</sup> is 5-trifluoromethyl-pyridin-2-yl. In some embodiments, R<sup>7</sup> is 5-*o*-tolyl-pyridin-2-yl. In some embodiments, R<sup>7</sup> is 5-dimethylamino-pyrazin-2-yl. In some  
15 embodiments, R<sup>7</sup> is 2,4-dichloro-phenyl. In some embodiments, R<sup>7</sup> is 5-isopropyl-pyridin-2-yl. In some embodiments, R<sup>7</sup> is 5-methyl-pyridin-2-yl. In some embodiments, R<sup>7</sup> is 5-(4-methoxy-phenyl)-pyridin-2-yl. In some embodiments, R<sup>7</sup> is 2-fluoro-4-methanesulfonyl-phenyl. In some embodiments, R<sup>7</sup> is 2-fluoro-phenyl. In some embodiments, R<sup>7</sup> is 5-chloro-pyridin-2-yl. In some  
20 embodiments, R<sup>7</sup> is 5-bromo-pyridin-3-yl. In some embodiments, R<sup>7</sup> is *tert*-butyl. In some embodiments, R<sup>7</sup> is 2-methoxy-pyridin-4-yl. In some embodiments, R<sup>7</sup> is 2,2-dimethyl-propyl. In some embodiments, R<sup>7</sup> is tetrahydro-pyran-4-ylmethyl. In some embodiments, R<sup>7</sup> is phenyl. In some embodiments, R<sup>7</sup> is 4-trifluoromethyl-pyridin-2-yl. In some embodiments, R<sup>7</sup> is 6-chloro-pyrazin-2-yl. In some embodiments, R<sup>7</sup> is 1-oxo-hexahydro-1 $\lambda$ <sup>4</sup>-thiopyran-4-yl. In some  
25 embodiments, R<sup>7</sup> is 5-morpholin-4-yl-pyridin-2-yl. In some embodiments, R<sup>7</sup> is 6-bromopyridin-3-yl. In some embodiments, R<sup>7</sup> is 5-methoxy-pyridin-2-yl. In some embodiments, R<sup>7</sup> is 5,6-difluoro-pyridin-3-yl. In some embodiments, R<sup>7</sup> is 6-methoxy-pyridazin-3-yl. In some embodiments, R<sup>7</sup> is 2-chloro-pyridin-4-yl. In some embodiments, R<sup>7</sup> is 5-cyclopropyl-pyrazin-2-yl. In some embodiments, R<sup>7</sup> is 1,1-dioxo-tetrahydro-1 $\lambda$ <sup>6</sup>-thiophen-3-yl. In some embodiments, R<sup>7</sup> is 1-benzyl-piperidin-4-yl. In some embodiments, R<sup>7</sup> is 6-cyano-pyrazin-2-yl. In some  
30 embodiments, R<sup>7</sup> is 2-hydroxy-2-methyl-propyl. In some embodiments, R<sup>7</sup> is 4-fluoro-phenyl. In some embodiments, R<sup>7</sup> is 5-ethyl-pyridin-2-yl. In some embodiments, R<sup>7</sup> is isopropyl. In some embodiments, R<sup>7</sup> is 5-phenyl-pyridin-2-yl. In some embodiments, R<sup>7</sup> is pyridin-4-yl. In some embodiments, R<sup>7</sup> is 2,5-difluoro-phenyl. In some embodiments, R<sup>7</sup> is 3-fluoro-phenyl. In some  
35 embodiments, R<sup>7</sup> is pyrimidin-4-yl. In some embodiments, R<sup>7</sup> is 2-(tetrahydro-pyran-4-yl)-ethyl. In some embodiments, R<sup>7</sup> is 3,5-difluoro-pyridin-2-yl. In some embodiments, R<sup>7</sup> is pyrazin-2-yl. In some embodiments, R<sup>7</sup> is tetrahydro-thiopyran-4-yl. In some embodiments, R<sup>7</sup> is 5-*p*-tolyl-

pyridin-2-yl. In some embodiments, R<sup>7</sup> is 4-methoxy-phenyl. In some embodiments, R<sup>7</sup> is 2-morpholin-4-yl-ethyl. In some embodiments, R<sup>7</sup> is 5-cyano-pyridin-2-yl. In some embodiments, R<sup>7</sup> is 5-cyano-pyrazin-2-yl. In some embodiments, R<sup>7</sup> is 6'-methyl-[3,3']bipyridinyl-6-yl. In some embodiments, R<sup>7</sup> is 6-chloro-pyridazin-3-yl. In some embodiments, R<sup>7</sup> is 5-fluoro-pyridin-2-yl. In some embodiments, R<sup>7</sup> is 5-ethyl-pyrazin-2-yl. In some embodiments, R<sup>7</sup> is 6-methoxy-pyrazin-2-yl. In some embodiments, R<sup>7</sup> is 5-dimethylamino-pyridin-2-yl. In some embodiments, R<sup>7</sup> is 1-(4-fluoro-phenyl)-1-methyl-ethyl. In some embodiments, R<sup>7</sup> is 5-pyrimidin-5-yl-pyridin-2-yl. In some embodiments, R<sup>7</sup> is 4-methyl-pyridin-2-yl. In some embodiments, R<sup>7</sup> is 5-methoxy-pyrazin-2-yl. In some embodiments, R<sup>7</sup> is 5-propyl-pyridin-2-yl. In some  
10 embodiments, R<sup>7</sup> is 5-*m*-tolyl-pyridin-2-yl. In some embodiments, R<sup>7</sup> is 5-hydroxy-pyrazin-2-yl. In some embodiments, R<sup>7</sup> is cyclopropyl-pyridin-2-yl. In some embodiments, R<sup>7</sup> is 2,6-difluoro-phenyl. In some embodiments, R<sup>7</sup> is 3-fluoro-pyridin-4-yl. In some embodiments, R<sup>7</sup> is 5-isopropyl-pyrazin-2-yl. In some embodiments, R<sup>7</sup> is 5-bromo-pyrazin-2-yl. In some  
15 embodiments, R<sup>7</sup> is 5-cyclopentyl-pyridin-2-yl. In some embodiments, R<sup>7</sup> is *o*-tolyl. In some embodiments, R<sup>7</sup> is 4-fluoro-benzyl. In some embodiments, R<sup>7</sup> is 3-methyl-pyridin-2-yl. In some embodiments, R<sup>7</sup> is 6-methyl-4-trifluoromethyl-pyridin-2-yl. In some embodiments, R<sup>7</sup> is 6-dimethylamino-pyrazin-2-yl. In some embodiments, R<sup>7</sup> is 1,1-dioxo-hexahydro-1λ<sup>6</sup>-thiopyran-4-yl. In some embodiments, R<sup>7</sup> is 5-(4-fluoro-phenyl)-pyridin-2-yl. In some embodiments, R<sup>7</sup> is 5-cyclopropyl-pyridin-2-yl. In some embodiments, R<sup>7</sup> is 6-ethyl-pyrazin-2-yl. In some  
20 embodiments, R<sup>7</sup> is 5-methylamino-pyrazin-2-yl. In some embodiments, R<sup>7</sup> is dichloro-phenyl. In some embodiments, R<sup>7</sup> is 5-methyl-pyrazin-2-yl. In some embodiments, R<sup>7</sup> is 3-fluoro-pyridin-2-yl. In some embodiments, R<sup>7</sup> is 5-cyclobutyl-pyrazin-2-yl. In some embodiments, R<sup>7</sup> is 5-ethoxy-pyrazin-2-yl. In some embodiments, R<sup>7</sup> is 5-trifluoromethyl-pyrazin-2-yl. In some  
25 embodiments, R<sup>7</sup> is 5-cyano-pyridin-3-yl. In some embodiments, R<sup>7</sup> is 5-cyclopropylmethyl-pyrazin-2-yl. In some embodiments, R<sup>7</sup> is 5-pentafluoroethyl-pyrazin-2-yl. In some  
embodiments, R<sup>7</sup> is 5-heptafluoropropyl-pyrazin-2-yl. In some embodiments, R<sup>7</sup> is 5-chloro-4-methyl-pyridin-2-yl. In some embodiments, R<sup>7</sup> is 5-chloro-4-trifluoromethyl-pyridin-2-yl. In  
some embodiments, R<sup>7</sup> is 4-bromo-pyridin-2-yl. In some embodiments, R<sup>7</sup> is 4-chloro-pyridin-2-yl. In some embodiments, R<sup>7</sup> is 4-fluoro-pyridin-2-yl. In some embodiments, R<sup>7</sup> is 4-oxy-  
30 pyrazin-2-yl. In some embodiments, R<sup>7</sup> is 4-cyclopropyl-pyridin-2-yl. In some embodiments, R<sup>7</sup> is 4-cyano-pyridin-2-yl. In some embodiments, R<sup>7</sup> is 4-methanesulfonyl-pyridin-2-yl. In some  
embodiments, R<sup>7</sup> is 4-methoxy-pyridin-2-yl. In some embodiments, R<sup>7</sup> is piperidin-4-yl. In  
some embodiments, R<sup>7</sup> is tetrahydro-pyran-4-yl. In some embodiments, R<sup>7</sup> is 3-methyl-1,1-dioxo-tetrahydro-1λ<sup>6</sup>-thiophen-3-yl. In some embodiments, R<sup>7</sup> is 5-chloro-3-fluoro-pyridin-2-yl.  
35 In some embodiments, R<sup>7</sup> is 3-fluoro-5-methoxy-pyridin-2-yl. In some embodiments, R<sup>7</sup> is 2-chloro-4-fluoro-phenyl. In some embodiments, R<sup>7</sup> is 6-fluoro-pyridin-3-yl. In some  
embodiments, R<sup>7</sup> is 6-cyano-pyridin-3-yl. In some embodiments, R<sup>7</sup> is 3-hydroxy-3-methyl-

butyl. In some embodiments, R<sup>7</sup> is 4-iodo-pyridin-2-yl. In some embodiments, R<sup>7</sup> is 1-oxy-pyridin-3-yl. In some embodiments, R<sup>7</sup> is 4-*tert*-butylcarbamoyl-pyridin-2-yl. In some embodiments, R<sup>7</sup> is 4-hydroxy-pyridin-2-yl.

The Group R<sup>8</sup>:

5 In some embodiments, R<sup>8</sup> is -R<sup>14</sup>-R<sup>15</sup>-R<sup>16</sup>-R<sup>17</sup>.

In some embodiments, R<sup>8</sup> is selected from: 1-hydroxymethyl-2,2-dimethyl-propyl, 2-hydroxy-1,1-dimethyl-ethyl, 1-hydroxymethyl-cyclopropyl, 2-hydroxy-indan-1-yl, 1-hydroxymethyl-cyclobutyl, *tert*-butyl, 2-hydroxy-1-phenyl-ethyl, 2-hydroxy-1-hydroxymethyl-1-methyl-ethyl, *tert*-butylamino, 2,2,2-trifluoro-1,1-dimethyl-ethyl, 2-methyl-1-(phosphonooxy)propan-2-yl, 1-methyl-cyclobutyl, 1-hydroxymethyl-2-methyl-propyl, cyano-dimethyl-methyl, 2,2-dimethyl-1-(methylcarbamoyl)-propyl, 3,3-dimethyl-1-(phosphonooxy)butan-2-yl, 2-hydroxy-1-tetrahydro-pyran-4-yl-ethyl, 1,2-dimethyl-propyl, 1-pyridin-2-yl-cyclobutyl, 2-(methylamino)-2-oxo-1-phenylethyl, 2,2-dimethyl-1-pyridin-2-yl-propyl, 1-methoxy-3,3-dimethyl-1-oxobutan-2-yl, 1-(2-amino-3-methylbutanoyloxy)-3-methylbutan-2-yl, 1-(4-carboxybutanoyloxy)-3-methylbutan-2-yl, 3,3,3-trifluoro-1-hydroxymethyl-propyl, 2-fluoro-1,1-dimethyl-ethyl, 2-fluoro-1-fluoromethyl-1-hydroxymethyl-ethyl, 1-fluoromethyl-2,2-dimethyl-propyl, 1-fluoromethyl-cyclobutyl, 1-trifluoromethyl-cyclopropyl, and 1-trifluoromethyl-cyclobutyl.

In some embodiments, R<sup>8</sup> is selected from: H, 2-methyl-2-morpholin-4-yl-propyl, 1-hydroxymethyl-2,2-dimethyl-propyl, 2-(*tert*-butoxycarbonylamino)cyclohexyl, 1-phenyl-cyclopropyl, 5-trifluoromethyl-pyridin-2-yl, 1-methyl-1-phenyl-ethyl, 1-(2-methoxy-ethyl)-pyrrolidin-3-ylmethyl, 1-(methoxycarbonyl)cyclopropyl, tetrahydro-pyran-4-ylmethyl, 1-(*tert*-butoxycarbonyl)piperidin-4-yl, 1-(4-fluoro-phenyl)-cyclopropyl, 6-methyl-pyridin-3-ylmethyl, 2-hydroxy-1-phenyl-ethyl, 1,3,3-trimethyl-bicyclo[2.2.1]hept-2-yl, 2-hydroxy-1,1-dimethyl-ethyl, 2-(5-hydroxy-1*H*-indol-3-yl)-ethyl, 1-hydroxymethyl-cyclopropyl, 3-chloro-5-methyl-pyridin-2-yl, 6-fluoro-pyridin-3-yl, 1-(3-fluoro-phenyl)-cyclobutyl, 2-methyl-pyridin-3-yl, 2-hydroxy-1-(tetrahydro-furan-3-yl)-ethyl, 2-(pyridin-3-yloxy)-propyl, carbamoyl-phenyl-methyl, 5-fluoro-2-methoxy-phenyl, 2-methoxy-ethyl, 2,3-dihydroxy-propyl, 1-(*tert*-butoxycarbonyl)pyrrolidin-3-yl, 2-oxo-2-phenyl-ethyl, 1-(3,3,3-trifluoro-propyl)-azetidin-3-yl, 2-hydroxy-1-pyridin-2-yl-ethyl, 3-hydroxy-pyridin-4-yl, 1-methyl-1-pyridin-4-yl-ethyl, 1-hydroxymethyl-2-3*H*-imidazol-4-yl-ethyl, 4-hydroxy-3-methoxy-benzyl, 5-fluoro-2-oxo-2,3-dihydro-pyrimidin-4-yl, 1-(4-fluoro-phenyl)-3-hydroxy-propyl, 1-pyridin-4-yl-cyclopropyl, 2-hydroxy-1-pyridin-3-yl-ethyl, 1,1-dimethyl-2-(4-methyl-piperidin-1-yl)-ethyl, 6-cyano-pyridin-3-yl, 5-fluoro-pyridin-2-yl, 2,5-dimethyl-benzyl, 1-isopropyl-piperidin-4-yl, 2-methoxy-1-methoxymethyl-ethyl, 2,3-dimethyl-benzyl, 1-pyridin-2-yl-ethyl, 6-chloro-pyridin-3-ylmethyl, 3-methyl-pyridin-2-yl, 2-hydroxy-indan-1-yl, 1-hydroxymethyl-cyclobutyl, 2-(4-chloro-phenyl)-1,1-dimethyl-ethyl, 3-hydroxy-pyridin-2-ylmethyl, 3-methyl-pyridin-4-yl, 5-*tert*-butyl-isoxazol-

3-yl, 1-(6-methoxy-pyridin-3-yl)-1-methyl-ethyl, 1*H*-benzoimidazol-2-yl, *tert*-butyl, 4-phenyl-thiazol-2-yl, 1-(2-fluoro-phenyl)-cyclobutyl, 2,4-dimethoxy-benzyl, 5-bromo-3-methyl-pyridin-2-yl, 4-benzyl-morpholin-2-ylmethyl, 6-trifluoromethyl-pyridin-3-ylmethyl, tetrahydro-furan-3-yl, pyridin-3-ylmethyl, pyrazin-2-yl, piperidin-4-yl, 1-(6-hydroxy-pyridin-3-yl)-1-methyl-ethyl, 5 1-methyl-1-pyridin-2-yl-ethyl, 1-hydroxymethyl-cyclopentyl, 1-aza-bicyclo[2.2.2]oct-3-yl, 2-hydroxy-cyclopentyl, 2-hydroxy-1-(hydroxymethyl)-propyl, 1-(*tert*-butoxycarbonyl)piperidin-4-yl)methyl, 3,5-dimethoxy-phenyl, 6-fluoro-4*H*-benzo[1,3]dioxin-8-ylmethyl, 4,6-dimethyl-pyridin-2-yl, 1,1-dimethyl-2-morpholin-4-yl-ethyl, 2-hydroxy-cyclohexylmethyl, 1-(4-methoxy-phenyl)-cyclopropyl, 1-ethyl-pyrrolidin-2-ylmethyl, indan-1-yl, pyrimidin-4-yl, 2-fluoro-4-10 methanesulfonyl-phenyl, 6-hydroxy-pyridin-2-yl, cyclobutyl, 1-(3-methoxy-phenyl)-cyclopropyl, 1-(3,3,3-trifluoro-propyl)-pyrrolidin-3-yl, 2-hydroxy-pyridin-3-yl, 4-difluoromethoxy-benzyl, 1-piperidin-1-yl-cyclopentylmethyl, 3-hydroxy-3-methyl-butyl, 1-(4-fluoro-phenyl)-cyclobutyl, 4-methoxy-benzyl, pyridin-2-yl, 2-hydroxy-2-phenyl-ethyl, 2-hydroxymethyl-2,3-dihydro-indol-1-yl, 3-hydroxy-pyridin-2-yl, 4-dimethylamino-tetrahydro-15 pyran-4-ylmethyl, 2-(4-fluoro-phenyl)-ethyl, 1-(2-methoxy-ethyl)-piperidin-4-ylmethyl, 2-morpholin-4-yl-ethyl, 1-(*tert*-butoxycarbonyl)-4-carboxypiperidin-4-yl, quinolin-3-yl, 1-morpholin-4-ylmethyl-cyclopentyl, 1,4-dimethyl-1*H*-pyrrol-2-ylmethyl, 2-hydroxy-2-pyridin-2-yl-ethyl, pyridin-3-yl, 2-dimethylamino-benzyl, tetrahydro-thiopyran-4-yl, 1-*m*-tolyl-cyclopropyl, 1-(2-methoxy-ethyl)-piperidin-3-yl, 5-methoxy-pyridin-2-ylmethyl, 2-hydroxy-1-20 pyridin-4-yl-ethyl, 4-methyl-pyridin-2-yl, 4-carboxy-2-fluorophenyl, 6-methanesulfonyl-pyridin-3-yl, 1-*o*-tolyl-cyclobutyl, 1,1-dimethyl-2-pyrrolidin-1-yl-ethyl, 2,6-dimethoxy-pyridin-3-yl, pyridin-2-yl, 4-hydroxymethyl-tetrahydro-pyran-4-yl, 2-(1*H*-imidazol-4-yl)-ethyl, 3-fluoro-pyridin-4-yl, 1-carbamoyl-2-phenyl-ethyl, oxazol-4-ylmethyl, 6-methoxy-pyrimidin-4-yl, 1,1-dioxo-hexahydro-1 $\lambda^6$ -thiopyran-4-yl, 1-methoxy-1-oxo-3-phenylpropan-2-yl, 1-(2-methoxy-ethyl)-pyrrolidin-3-yl, 1-(6-methyl-pyridin-2-yl)-ethyl, 2-hydroxy-1-(4-hydroxy-phenyl)-ethyl, 25 2-methoxy-pyridin-4-yl, 1-pyridin-2-yl-cyclopropyl, 1-(*tert*-butoxycarbonyl)piperidin-3-yl, 3-methyl-pyridin-2-ylmethyl, 3-fluoro-pyridin-2-yl, 1-pyridin-4-yl-cyclobutyl, 2-carboxy-1-(pyridin-3-yl)ethyl, 2-hydroxy-1-methyl-ethyl, 1-(methoxycarbonyl)cyclohexyl, 3-hydroxymethyl-pyridin-4-yl, 2-hydroxy-1-phenyl-ethyl, 3-dimethylamino-tetrahydro-thiophen-30 3-ylmethyl, tetrahydro-pyran-4-yl, 5-chloro-pyridin-2-yl, 1-carbamoyl-cyclobutyl, 5-fluoro-2-methyl-benzyl, 2-morpholin-4-yl-2-pyridin-3-yl-ethyl, 1-(3-methoxy-phenyl)-cyclobutyl, 5-methyl-pyridin-2-yl, 1-(tetrahydro-furan-2-yl)methyl, 1-dimethylaminomethyl-cyclopentyl, 2-(4-fluoro-phenyl)-1-methyl-ethyl, benzothiazol-2-yl, 1-(2-fluoro-phenyl)-cyclopropyl, 1-(2-methoxy-ethyl)-piperidin-4-yl, 2-hydroxy-1-pyridin-4-yl-ethyl, 1-(3,3,3-trifluoro-propyl)-35 azetidin-3-ylmethyl, 6-pyrrolidin-1-yl-pyridin-2-ylmethyl, 1,1-dioxo-tetrahydro-1 $\lambda^6$ -thiophen-3-yl, 2,3-dimethoxy-benzyl, 3-cyano-5-methyl-pyridin-2-yl, 2,3-dihydro-benzofuran-3-yl, 1-hydroxymethyl-cyclohexyl, 2,5-difluoro-benzyl, 4-dimethylamino-benzyl, 4-hydroxy-1,1-dioxo-

tetrahydro-1λ<sup>6</sup>-thiophen-3-yl, 4-trifluoromethyl-pyridin-2-yl, 5-methyl-thiazol-2-yl, 6-trifluoromethyl-pyridin-3-yl, 5-hydroxy-1*H*-pyrazol-3-yl, 2-thiomorpholin-4-yl-ethyl, benzo[1,3]dioxol-5-ylmethyl, 2-amino-cyclohexyl, 3-dimethylamino-1-oxo-tetrahydro-1λ<sup>4</sup>-thiophen-3-ylmethyl, 4-methyl-morpholin-2-ylmethyl, 1-(2-methoxy-phenyl)-cyclopropyl, 2-carboxy-1-(4-fluorophenyl)propan-2-yl, pyridin-2-ylmethyl, pyridazin-3-yl, 4-pyridin-2-yl-thiazol-2-yl, 1-(3,3,3-trifluoro-propyl)-piperidin-4-ylmethyl, 6-chloro-2-methyl-pyridin-3-yl, 6-hydroxy-pyridin-3-yl, 3-trifluoromethoxy-benzyl, 1-morpholin-4-yl-cyclopentylmethyl, 1-pyridin-2-yl-cyclobutylmethyl, indan-1-ylamide, 2-hydroxy-1-hydroxymethyl-1-methyl-ethyl, 5-hydroxymethyl-pyridin-2-yl, 5-fluoro-1-oxy-pyridin-2-yl, 6-methoxy-pyridin-2-yl, 1-methyl-1-pyridin-3-yl-ethyl, 6-methyl-pyridin-3-yl, 2-hydroxy-1-hydroxymethyl-propyl, 2-chloro-pyridin-3-yl, 3-methyl-3*H*-imidazol-4-ylmethyl, 6-fluoro-pyridin-2-yl, 3-dimethylamino-benzyl, 6-morpholin-4-yl-pyridin-3-yl, 1-*o*-tolyl-cyclopropyl, 1-(3,3,3-trifluoro-propyl)-piperidin-3-yl, 6-methanesulfonyl-4-methyl-pyridin-3-yl, 2-methyl-quinolin-4-yl, 1-(3,3,3-trifluoro-propyl)-pyrrolidin-3-ylmethyl, benzooxazol-2-yl, 1-methyl-piperidin-4-ylmethyl, 2-(2,6-dimethyl-morpholin-4-yl)-2-methyl-propyl, 1-methyl-piperidin-2-ylmethyl, pyridin-4-ylmethyl, 4-hydroxymethyl-pyridin-2-yl, 5,7-dimethyl-pyrazolo[1,5-*a*]pyrimidin-2-yl, 6,6-dimethyl-bicyclo[3.1.1]hept-2-ylmethyl, 1-(5-methyl-pyridin-2-yl)-ethyl, 2-fluoro-pyridin-3-yl, morpholin-4-yl, 2-hydroxy-2-pyridin-4-yl-ethyl, pyridin-4-yl, 4-hydroxy-pyridin-2-yl, 3-methoxy-benzyl, 1-oxy-pyridin-2-yl, 1-ethyl-propyl, 6-carboxypyridin-2-yl, 1,2,2,6,6-pentamethyl-piperidin-4-yl, 6-methoxy-pyridin-3-yl, cyclopentyl, morpholin-2-ylmethyl, 1-(*tert*-butoxycarbonyl)azetidin-3-yl)methyl, 2-dimethylamino-2-pyridin-3-yl-ethyl, 1-(4-methoxy-phenyl)-cyclobutyl, 3-hydroxy-benzyl, tetrahydro-furan-2-ylmethyl, 4-(*tert*-butoxycarbonyl)morpholin-2-ylmethyl, 1-(3-fluoro-phenyl)-cyclopropyl, 2-*o*-tolyl-ethyl, 3-hydroxymethyl-1-isobutyl-pyrrolidin-3-yl, 1-(2-methoxy-ethyl)-azetidin-3-yl, 6-morpholin-4-yl-pyridin-2-ylmethyl, 1,1-dioxo-tetrahydro-1λ<sup>6</sup>-thiophen-3-ylmethyl, 2-(4-fluoro-phenoxy)-ethyl, 2,6-dimethyl-pyrimidin-4-yl, 1-hydroxymethyl-2-(3*H*-imidazol-4-yl)-ethyl, 4-methanesulfonyl-benzyl, 1-pyridin-3-yl-cyclopropyl, 9-methyl-9-aza-bicyclo[3.3.1]non-1-yl, 2,6-dimethyl-pyridin-3-yl, 4-hydroxy-benzyl, 2-oxo-2-phenyl-ethyl, 1-methyl-1*H*-pyrazol-3-ylmethyl, pyrimidin-2-yl, 5-methyl-pyrazin-2-yl, 1-(2-methoxy-pyridin-3-yl)-1-methyl-ethyl, 6-methanesulfonyl-2-methyl-pyridin-3-yl, 2-hydroxy-benzyl, 6-bromo-2-methyl-pyridin-3-yl, 2-methoxy-pyridin-3-yl, 1-(4-chloro-phenyl)-cyclobutyl, 2-(pyridine-2-sulfonyl)-ethyl, 1-pyridin-2-yl-cyclopropylmethyl, 1-methyl-1,2,3,4-tetrahydro-quinolin-7-yl, benzyl, 3,5-dimethyl-pyrazin-2-yl, 1-(2-hydroxy-pyridin-3-yl)-1-methyl-ethyl, 1-(ethoxycarbonyl)cyclobutyl, 1-(*tert*-butoxycarbonyl)pyrrolidin-3-ylmethyl, quinolin-4-ylmethyl, 2-(4-fluoro-phenyl)-1-(2-hydroxy-ethylcarbamoyl)-1-methyl-ethyl, 2-morpholin-4-yl-pyridin-3-yl, 6-methyl-pyridin-2-yl, 3-difluoromethoxy-benzyl, 4-hydroxy-1-methyl-piperidin-4-ylmethyl, 1-(2,5-dimethylpyrrolidine-1-carbonyl)cyclopentyl, 2-methoxy-benzyl, 6-methyl-pyridin-2-ylmethyl, 3-chloro-pyridin-4-yl,

2-carboxypropan-2-yl, 6-chloro-pyridin-3-yl, 2-hydroxy-2-pyridin-3-yl-ethyl, 1-*p*-tolyl-cyclopropyl, 1-(3,3,3-trifluoro-propyl)-piperidin-4-yl, 4-methoxy-pyridin-2-yl, 3-azepan-1-yl-2,2-dimethyl-propyl, 1-(*tert*-butoxycarbonyl)azetidin-3-yl, 5-methyl-pyrazin-2-ylmethyl, 1-oxo-hexahydro-1 $\lambda^4$ -thiopyran-4-yl, 2-(2-chloro-phenyl)-ethyl, 3-chloro-5-trifluoromethyl-pyridin-2-ylmethyl, 2-hydroxy-1-hydroxymethyl-ethyl, (1-methyl-pyrrolidin-2-yl)-pyridin-2-yl, 5-fluoro-2-hydroxy-phenyl, methyl, 4-(methoxycarbonyl)-1-methylpiperidin-4-yl, 4-hydroxymethyl-1-methyl-piperidin-4-yl, 2-(2-hydroxymethyl-pyrrolidin-1-yl)-ethyl, 1-phenyl-cyclohexyl, 3-methyl-1,1-dioxo-tetrahydro-1 $\lambda^6$ -thiophen-3-yl, 1-cyano-cyclohexyl, 1-(5-methyl-[1,2,4]oxadiazol-3-yl)-cyclohexyl, 2-cyanopropan-2-yl, 3-methyl-1-phenylureido, 1-carbamoyl-2,2-dimethyl-propyl, *tert*-butylamino, 2,2,2-trifluoro-1,1-dimethyl-ethyl, 2,2-dimethyl-1-methylcarbamoyl-propyl, 1-cyclopropyl-ethyl, amino, *N-tert*-butylmethylsulfonamido, 1,1-dimethyl-prop-2-ynyl, 2-methyl-1-(phosphonooxy)propan-2-yl, 1-*tert*-butyl-3-methylureido, 4-cyano-tetrahydro-pyran-4-yl, 1-methyl-cyclobutyl, 1-hydroxymethyl-2-methyl-propyl, cyclobutylamino, 1-cyano-cyclopentyl, cyano-dimethyl-methyl, 2,2-dimethyl-1-(methylcarbamoyl)-propyl, phenylamino, 1-hydroxymethyl-propyl, 1-methyl-1-(1*H*-tetrazol-5-yl)-ethyl, 3,3-dimethyl-1-(phosphonooxy)butan-2-yl, 2-hydroxy-1-tetrahydro-pyran-4-yl-ethyl, 1,2-dimethyl-propyl, 1-pyridin-2-yl-cyclobutyl, 1-hydroxymethyl-2-phenyl-ethyl, 4-methylcarbamoyl-tetrahydro-pyran-4-yl, 1-methyl-1-methylcarbamoyl-ethyl, 2,2-dimethyl-1-morpholin-4-ylmethyl-propyl, 1-methylcarbamoyl-cyclopent-3-enyl, 2-methoxy-2-oxo-1-(pyridin-2-yl)ethyl, methylcarbamoyl-pyridin-2-yl-methyl, 1-methylcarbamoyl-cyclopentyl, 1-(*tert*-butylcarbamoyl)-2,2-dimethyl-propyl, 2,2-dimethyl-1-(pyridin-2-ylcarbamoyl)-propyl, 1-(pyridin-2-ylcarbamoyl)-cyclobutyl, 1-methylcarbamoyl-cyclobutyl, 2-(methylamino)-2-oxo-1-phenylethyl, pyrrolidin-1-yl, piperidin-1-yl, 2,6-dimethyl-piperidin-1-yl, 1-cyclopropylcarbamoyl-2,2-dimethyl-propyl, 2,2-dimethyl-1-(2,2,2-trifluoro-ethylcarbamoyl)-propyl, 1-ethylcarbamoyl-2,2-dimethyl-propyl, 2-hydroxy-1-(tetrahydro-pyran-4-yl)-ethyl, *N*-cyclobutylmethylsulfonamido, *N*-phenylmethylsulfonamido, 1-cyclopropyl-2-hydroxy-ethyl, 1,2,2-trimethyl-propyl, 2-oxo-1-(pyridin-2-yl)-2-(2,2,2-trifluoroethylamino)ethyl, 2,2-dimethyl-1-pyridin-2-yl-propyl, 1-methoxy-3,3-dimethyl-1-oxobutan-2-yl, 1-carboxy-2,2-dimethylpropyl, 1-(hydroxy-methyl-carbamoyl)-2,2-dimethyl-propyl, 1-dimethylcarbamoyl-2,2-dimethyl-propyl, 1-(azetidine-1-carbonyl)-2,2-dimethyl-propyl, 1-methoxycarbamoyl-2,2-dimethyl-propyl, 1-(methoxy-methyl-carbamoyl)-2,2-dimethyl-propyl, 1-*tert*-butoxycarbamoyl-2,2-dimethyl-propyl, 2,2-dimethyl-1-pyridin-2-yl-propyl, (1,1-dioxo-tetrahydro-1 $\lambda^6$ -thiophen-3-yl)amino, 1-hydroxycarbamoyl-2,2-dimethyl-propyl, 1-hydroxymethyl-2-methyl-butyl, 1-(2-hydroxy-ethylcarbamoyl)-2,2-dimethyl-propyl, 1,1-*bis*-hydroxymethyl-propyl, 1-(5-fluoro-pyridin-2-yl)-2,2-dimethyl-propyl, 4-hydroxymethyl-tetrahydro-2*H*-pyran-4-yl, 1-(2-(*tert*-butoxycarbonylamino)-3-methylbutanoyloxy)-2-methylpropan-2-yl, 1-(2-amino-3-methylbutanoyloxy)-3-methylbutan-2-yl, 1-(2-amino-3-methylbutanoyloxy)-2-methylpropan-2-

yl, 2-hydroxy-1-(tetrahydro-2*H*-pyran-4-yl)-ethyl, 1-(4-carboxybutanoyloxy)-2-methylpropan-2-yl, 1-(4-carboxybutanoyloxy)-3-methylbutan-2-yl, 1-(4-carboxybutanoyloxy)-3,3-dimethylbutan-2-yl, 1-(2-amino-3-methylbutanoyloxy)-3,3-dimethylbutan-2-yl, 2-(2-amino-3-methylbutanoyloxy)-1-(tetrahydro-2*H*-pyran-4-yl)ethyl, 3,3,3-trifluoro-1-hydroxymethyl-propyl, 3-fluoro-1-methoxy-3-methyl-1-oxobutan-2-yl, 1-ethoxy-4,4,4-trifluoro-1-oxo-3-(trifluoromethyl)butan-2-yl, 2-fluoro-1-hydroxymethyl-2-methyl-propyl, 1-(2-(*tert*-butoxycarbonylamino)-3-methylbutanoyloxy)-3,3-dimethylbutan-2-yl, 4,4,4-trifluoro-1-methoxy-1-oxobutan-2-yl, 2-fluoro-1,1-dimethyl-ethyl, 3-fluoro-2-(fluoromethyl)-1-methoxy-1-oxopropan-2-yl, 2-fluoro-1-fluoromethyl-1-hydroxymethyl-ethyl, 3-hydroxy-1-methoxy-2-methyl-1-oxopropan-2-yl, 2-carboxy-1-hydroxypropan-2-yl, 2,2,2-trifluoroethylamino, 1-fluoromethyl-2-methyl-propyl, 1-fluoromethyl-2,2-dimethyl-propyl, 3-methyl-oxetan-3-yl, 1-fluoromethyl-cyclobutyl, 1,1-*bis*-hydroxymethyl-2-methyl-propyl, 1-trifluoromethyl-cyclopropyl, 1-methyl-cyclopropyl, and 1-trifluoromethyl-cyclobutyl.

In some embodiments, R<sup>8</sup> is selected from: H, 2-methyl-2-morpholin-4-yl-propyl, 1-hydroxymethyl-2,2-dimethyl-propyl, 2-(*tert*-butoxycarbonylamino)cyclohexyl, 1-phenyl-cyclopropyl, 5-trifluoromethyl-pyridin-2-yl, 1-methyl-1-phenyl-ethyl, 1-(2-methoxy-ethyl)-pyrrolidin-3-ylmethyl, 1-(methoxycarbonyl)cyclopropyl, tetrahydro-pyran-4-ylmethyl, 1-(*tert*-butoxycarbonyl)piperidin-4-yl, 1-(4-fluoro-phenyl)-cyclopropyl, 6-methyl-pyridin-3-ylmethyl, 2-hydroxy-1-phenyl-ethyl, 1,3,3-trimethyl-bicyclo[2.2.1]hept-2-yl, 2-hydroxy-1,1-dimethyl-ethyl, 2-(5-hydroxy-1*H*-indol-3-yl)-ethyl, 1-hydroxymethyl-cyclopropyl, 3-chloro-5-methyl-pyridin-2-yl, 6-fluoro-pyridin-3-yl, 1-(3-fluoro-phenyl)-cyclobutyl, 2-methyl-pyridin-3-yl, 2-hydroxy-1-(tetrahydro-furan-3-yl)-ethyl, 2-(pyridin-3-yloxy)-propyl, carbamoyl-phenyl-methyl, 5-fluoro-2-methoxy-phenyl, 2-methoxy-ethyl, 2,3-dihydroxy-propyl, 1-(*tert*-butoxycarbonyl)pyrrolidin-3-yl, 2-oxo-2-phenyl-ethyl, 1-(3,3,3-trifluoro-propyl)-azetidin-3-yl, 2-hydroxy-1-pyridin-2-yl-ethyl, 3-hydroxy-pyridin-4-yl, 1-methyl-1-pyridin-4-yl-ethyl, 1-hydroxymethyl-2-3*H*-imidazol-4-yl-ethyl, 4-hydroxy-3-methoxy-benzyl, 5-fluoro-2-oxo-2,3-dihydro-pyrimidin-4-yl, 1-(4-fluoro-phenyl)-3-hydroxy-propyl, 1-pyridin-4-yl-cyclopropyl, 2-hydroxy-1-pyridin-3-yl-ethyl, 1,1-dimethyl-2-(4-methyl-piperidin-1-yl)-ethyl, 6-cyano-pyridin-3-yl, 5-fluoro-pyridin-2-yl, 2,5-dimethyl-benzyl, 1-isopropyl-piperidin-4-yl, 2-methoxy-1-methoxymethyl-ethyl, 2,3-dimethyl-benzyl, 1-pyridin-2-yl-ethyl, 6-chloro-pyridin-3-ylmethyl, 3-methyl-pyridin-2-yl, 2-hydroxy-indan-1-yl, 1-hydroxymethyl-cyclobutyl, 2-(4-chloro-phenyl)-1,1-dimethyl-ethyl, 3-hydroxy-pyridin-2-ylmethyl, 3-methyl-pyridin-4-yl, 5-*tert*-butyl-isoxazol-3-yl, 1-(6-methoxy-pyridin-3-yl)-1-methyl-ethyl, 1*H*-benzoimidazol-2-yl, *tert*-butyl, 4-phenyl-thiazol-2-yl, 1-(2-fluoro-phenyl)-cyclobutyl, 2,4-dimethoxy-benzyl, 5-bromo-3-methyl-pyridin-2-yl, 4-benzyl-morpholin-2-ylmethyl, 6-trifluoromethyl-pyridin-3-ylmethyl, tetrahydro-furan-3-yl, pyridin-3-ylmethyl, pyrazin-2-yl, piperidin-4-yl, 1-(6-hydroxy-pyridin-3-yl)-1-methyl-ethyl, 1-methyl-1-pyridin-2-yl-ethyl, 1-hydroxymethyl-cyclopentyl, 1-aza-bicyclo[2.2.2]oct-3-yl, 2-



- hydroxy-cyclopentyl, 2-hydroxy-1-(hydroxymethyl)-propyl, 1-(*tert*-butoxycarbonyl)piperidin-4-yl)methyl, 3,5-dimethoxy-phenyl, 6-fluoro-4*H*-benzo[1,3]dioxin-8-ylmethyl, 4,6-dimethyl-pyridin-2-yl, 1,1-dimethyl-2-morpholin-4-yl-ethyl, 2-hydroxy-cyclohexylmethyl, 1-(4-methoxy-phenyl)-cyclopropyl, 1-ethyl-pyrrolidin-2-ylmethyl, indan-1-yl, pyrimidin-4-yl, 2-fluoro-4-
- 5 methanesulfonyl-phenyl, 6-hydroxy-pyridin-2-yl, cyclobutyl, 1-(3-methoxy-phenyl)-cyclopropyl, 1-(3,3,3-trifluoro-propyl)-pyrrolidin-3-yl, 2-hydroxy-pyridin-3-yl, 4-difluoromethoxy-benzyl, 1-piperidin-1-yl-cyclopentylmethyl, 3-hydroxy-3-methyl-butyl, 1-(4-fluoro-phenyl)-cyclobutyl, 4-methoxy-benzyl, pyridin-2-yl, 2-hydroxy-2-phenyl-ethyl, 2-hydroxymethyl-2,3-dihydro-indol-1-yl, 3-hydroxy-pyridin-2-yl, 4-dimethylamino-tetrahydro-
- 10 pyran-4-ylmethyl, 2-(4-fluoro-phenyl)-ethyl, 1-(2-methoxy-ethyl)-piperidin-4-ylmethyl, 2-morpholin-4-yl-ethyl, 1-(*tert*-butoxycarbonyl)-4-carboxypiperidin-4-yl, quinolin-3-yl, 1-morpholin-4-ylmethyl-cyclopentyl, 1,4-dimethyl-1*H*-pyrrol-2-ylmethyl, 2-hydroxy-2-pyridin-2-yl-ethyl, pyridin-3-yl, 2-dimethylamino-benzyl, tetrahydro-thiopyran-4-yl, 1-*m*-tolyl-cyclopropyl, 1-(2-methoxy-ethyl)-piperidin-3-yl, 5-methoxy-pyridin-2-ylmethyl, 2-hydroxy-1-
- 15 pyridin-4-yl-ethyl, 4-methyl-pyridin-2-yl, 4-carboxy-2-fluorophenyl, 6-methanesulfonyl-pyridin-3-yl, 1-*o*-tolyl-cyclobutyl, 1,1-dimethyl-2-pyrrolidin-1-yl-ethyl, 2,6-dimethoxy-pyridin-3-yl, pyridin-2-yl, 4-hydroxymethyl-tetrahydro-pyran-4-yl, 2-(1*H*-imidazol-4-yl)-ethyl, 3-fluoro-pyridin-4-yl, 1-carbamoyl-2-phenyl-ethyl, oxazol-4-ylmethyl, 6-methoxy-pyrimidin-4-yl, 1,1-dioxo-hexahydro-1 $\lambda^6$ -thiopyran-4-yl, 1-methoxy-1-oxo-3-phenylpropan-2-yl, 1-(2-methoxy-
- 20 ethyl)-pyrrolidin-3-yl, 1-(6-methyl-pyridin-2-yl)-ethyl, 2-hydroxy-1-(4-hydroxy-phenyl)-ethyl, 2-methoxy-pyridin-4-yl, 1-pyridin-2-yl-cyclopropyl, 1-(*tert*-butoxycarbonyl)piperidin-3-yl, 3-methyl-pyridin-2-ylmethyl, 3-fluoro-pyridin-2-yl, 1-pyridin-4-yl-cyclobutyl, 2-carboxy-1-(pyridin-3-yl)ethyl, 2-hydroxy-1-methyl-ethyl, 1-(methoxycarbonyl)cyclohexyl, 3-hydroxymethyl-pyridin-4-yl, 2-hydroxy-1-phenyl-ethyl, 3-dimethylamino-tetrahydro-thiophen-
- 25 3-ylmethyl, tetrahydro-pyran-4-yl, 5-chloro-pyridin-2-yl, 1-carbamoyl-cyclobutyl, 5-fluoro-2-methyl-benzyl, 2-morpholin-4-yl-2-pyridin-3-yl-ethyl, 1-(3-methoxy-phenyl)-cyclobutyl, 5-methyl-pyridin-2-yl, 1-(tetrahydro-furan-2-yl)methyl, 1-dimethylaminomethyl-cyclopentyl, 2-(4-fluoro-phenyl)-1-methyl-ethyl, benzothiazol-2-yl, 1-(2-fluoro-phenyl)-cyclopropyl, 1-(2-methoxy-ethyl)-piperidin-4-yl, 2-hydroxy-1-pyridin-4-yl-ethyl, 1-(3,3,3-trifluoro-propyl)-
- 30 azetidin-3-ylmethyl, 6-pyrrolidin-1-yl-pyridin-2-ylmethyl, 1,1-dioxo-tetrahydro-1 $\lambda^6$ -thiophen-3-yl, 2,3-dimethoxy-benzyl, 3-cyano-5-methyl-pyridin-2-yl, 2,3-dihydro-benzofuran-3-yl, 1-hydroxymethyl-cyclohexyl, 2,5-difluoro-benzyl, 4-dimethylamino-benzyl, 4-hydroxy-1,1-dioxo-tetrahydro-1 $\lambda^6$ -thiophen-3-yl, 4-trifluoromethyl-pyridin-2-yl, 5-methyl-thiazol-2-yl, 6-trifluoromethyl-pyridin-3-yl, 5-hydroxy-1*H*-pyrazol-3-yl, 2-thiomorpholin-4-yl-ethyl,
- 35 benzo[1,3]dioxol-5-ylmethyl, 2-amino-cyclohexyl, 3-dimethylamino-1-oxo-tetrahydro-1 $\lambda^4$ -thiophen-3-ylmethyl, 4-methyl-morpholin-2-ylmethyl, 1-(2-methoxy-phenyl)-cyclopropyl, 2-carboxy-1-(4-fluorophenyl)propan-2-yl, pyridin-2-ylmethyl, pyridazin-3-yl, 4-pyridin-2-yl-

thiazol-2-yl, 1-(3,3,3-trifluoro-propyl)-piperidin-4-ylmethyl, 6-chloro-2-methyl-pyridin-3-yl, 6-hydroxy-pyridin-3-yl, 3-trifluoromethoxy-benzyl, 1-morpholin-4-yl-cyclopentylmethyl, 1-pyridin-2-yl-cyclobutylmethyl, 2-hydroxy-1-hydroxymethyl-1-methyl-ethyl, 5-hydroxymethyl-pyridin-2-yl, 5-fluoro-1-oxy-pyridin-2-yl, 6-methoxy-pyridin-2-yl, 1-methyl-1-pyridin-3-yl-ethyl, 6-methyl-pyridin-3-yl, 2-hydroxy-1-hydroxymethyl-propyl, 2-chloro-pyridin-3-yl, 3-methyl-3*H*-imidazol-4-ylmethyl, 6-fluoro-pyridin-2-yl, 3-dimethylamino-benzyl, 6-morpholin-4-yl-pyridin-3-yl, 1-*o*-tolyl-cyclopropyl, 1-(3,3,3-trifluoro-propyl)-piperidin-3-yl, 6-methanesulfonyl-4-methyl-pyridin-3-yl, 2-methyl-quinolin-4-yl, 1-(3,3,3-trifluoro-propyl)-pyrrolidin-3-ylmethyl, benzooxazol-2-yl, 1-methyl-piperidin-4-ylmethyl, 2-(2,6-dimethyl-morpholin-4-yl)-2-methyl-propyl, 1-methyl-piperidin-2-ylmethyl, pyridin-4-ylmethyl, 4-hydroxymethyl-pyridin-2-yl, 5,7-dimethyl-pyrazolo[1,5-*a*]pyrimidin-2-yl, 6,6-dimethyl-bicyclo[3.1.1]hept-2-ylmethyl, 1-(5-methyl-pyridin-2-yl)-ethyl, 2-fluoro-pyridin-3-yl, morpholin-4-yl, 2-hydroxy-2-pyridin-4-yl-ethyl, pyridin-4-yl, 4-hydroxy-pyridin-2-yl, 3-methoxy-benzyl, 1-oxy-pyridin-2-yl, 1-ethyl-propyl, 6-carboxypyridin-2-yl, 1,2,2,6,6-pentamethyl-piperidin-4-yl, 6-methoxy-pyridin-3-yl, cyclopentyl, morpholin-2-ylmethyl, 1-(*tert*-butoxycarbonyl)azetidin-3-yl)methyl, 2-dimethylamino-2-pyridin-3-yl-ethyl, 1-(4-methoxy-phenyl)-cyclobutyl, 3-hydroxy-benzyl, tetrahydro-furan-2-ylmethyl, 4-(*tert*-butoxycarbonyl)morpholin-2-ylmethyl, 1-(3-fluoro-phenyl)-cyclopropyl, 2-*o*-tolyl-ethyl, 3-hydroxymethyl-1-isobutyl-pyrrolidin-3-yl, 1-(2-methoxy-ethyl)-azetidin-3-yl, 6-morpholin-4-yl-pyridin-2-ylmethyl, 1,1-dioxo-tetrahydro-1 $\lambda^6$ -thiophen-3-ylmethyl, 2-(4-fluoro-phenoxy)-ethyl, 2,6-dimethyl-pyrimidin-4-yl, 1-hydroxymethyl-2-(3*H*-imidazol-4-yl)-ethyl, 4-methanesulfonyl-benzyl, 1-pyridin-3-yl-cyclopropyl, 9-methyl-9-aza-bicyclo[3.3.1]non-1-yl, 2,6-dimethyl-pyridin-3-yl, 4-hydroxy-benzyl, 2-oxo-2-phenyl-ethyl, 1-methyl-1*H*-pyrazol-3-ylmethyl, pyrimidin-2-yl, 5-methyl-pyrazin-2-yl, 1-(2-methoxy-pyridin-3-yl)-1-methyl-ethyl, 6-methanesulfonyl-2-methyl-pyridin-3-yl, 2-hydroxy-benzyl, 6-bromo-2-methyl-pyridin-3-yl, 2-methoxy-pyridin-3-yl, 1-(4-chloro-phenyl)-cyclobutyl, 2-(pyridine-2-sulfonyl)-ethyl, 1-pyridin-2-yl-cyclopropylmethyl, 1-methyl-1,2,3,4-tetrahydro-quinolin-7-yl, benzyl, 3,5-dimethyl-pyrazin-2-yl, 1-(2-hydroxy-pyridin-3-yl)-1-methyl-ethyl, 1-(ethoxycarbonyl)cyclobutyl, 1-(*tert*-butoxycarbonyl)pyrrolidin-3-ylmethyl, quinolin-4-ylmethyl, 2-(4-fluoro-phenyl)-1-(2-hydroxy-ethylcarbamoyl)-1-methyl-ethyl, 2-morpholin-4-yl-pyridin-3-yl, 6-methyl-pyridin-2-yl, 3-difluoromethoxy-benzyl, 4-hydroxy-1-methyl-piperidin-4-ylmethyl, 1-(2,5-dimethylpyrrolidine-1-carbonyl)cyclopentyl, 2-methoxy-benzyl, 6-methyl-pyridin-2-ylmethyl, 3-chloro-pyridin-4-yl, 2-carboxypropan-2-yl, 6-chloro-pyridin-3-yl, 2-hydroxy-2-pyridin-3-yl-ethyl, 1-*p*-tolyl-cyclopropyl, 1-(3,3,3-trifluoro-propyl)-piperidin-4-yl, 4-methoxy-pyridin-2-yl, 3-azepan-1-yl-2,2-dimethyl-propyl, 1-(*tert*-butoxycarbonyl)azetidin-3-yl, 5-methyl-pyrazin-2-ylmethyl, 1-oxo-hexahydro-1 $\lambda^4$ -thiopyran-4-yl, 2-(2-chloro-phenyl)-ethyl, 3-chloro-5-trifluoromethyl-pyridin-2-ylmethyl, 2-hydroxy-1-hydroxymethyl-ethyl, (1-methyl-pyrrolidin-2-yl)-pyridin-2-yl, 5-fluoro-

2-hydroxy-phenyl, methyl, 4-(methoxycarbonyl)-1-methylpiperidin-4-yl, 4-hydroxymethyl-1-methyl-piperidin-4-yl, 2-(2-hydroxymethyl-pyrrolidin-1-yl)-ethyl, 1-phenyl-cyclohexyl, 3-methyl-1,1-dioxo-tetrahydro-1 $\lambda^6$ -thiophen-3-yl, 1-cyano-cyclohexyl, 1-(5-methyl-[1,2,4]oxadiazol-3-yl)-cyclohexyl, 2-cyanopropan-2-yl, 3-methyl-1-phenylureido, 1-carbamoyl-  
5 2,2-dimethyl-propyl, *tert*-butylamino, 2,2,2-trifluoro-1,1-dimethyl-ethyl, 2,2-dimethyl-1-methylcarbamoyl-propyl, 1-cyclopropyl-ethyl, amino, *N-tert*-butylmethylsulfonamido, 1,1-dimethyl-prop-2-ynyl, 2-methyl-1-(phosphonooxy)propan-2-yl, 1-*tert*-butyl-3-methylureido, 4-cyano-tetrahydro-pyran-4-yl, 1-methyl-cyclobutyl, 1-hydroxymethyl-2-methyl-propyl, cyclobutylamino, 1-cyano-cyclopentyl, cyano-dimethyl-methyl, 2,2-dimethyl-1-  
10 (methylcarbamoyl)-propyl, phenylamino, 1-hydroxymethyl-propyl, 1-methyl-1-(1*H*-tetrazol-5-yl)-ethyl, 3,3-dimethyl-1-(phosphonooxy)butan-2-yl, 2-hydroxy-1-tetrahydro-pyran-4-yl-ethyl, 1,2-dimethyl-propyl, 1-pyridin-2-yl-cyclobutyl, 1-hydroxymethyl-2-phenyl-ethyl, 4-methylcarbamoyl-tetrahydro-pyran-4-yl, 1-methyl-1-methylcarbamoyl-ethyl, 2,2-dimethyl-1-morpholin-4-ylmethyl-propyl, 1-methylcarbamoyl-cyclopent-3-enyl, 2-methoxy-2-oxo-1-  
15 (pyridin-2-yl)ethyl, methylcarbamoyl-pyridin-2-yl-methyl, 1-methylcarbamoyl-cyclopentyl, 1-(*tert*-butylcarbamoyl)-2,2-dimethyl-propyl, 2,2-dimethyl-1-(pyridin-2-ylcarbamoyl)-propyl, 1-(pyridin-2-ylcarbamoyl)-cyclobutyl, 1-methylcarbamoyl-cyclobutyl, 2-(methylamino)-2-oxo-1-phenylethyl, pyrrolidin-1-yl, piperidin-1-yl, 2,6-dimethyl-piperidin-1-yl, 1-cyclopropylcarbamoyl-2,2-dimethyl-propyl, 2,2-dimethyl-1-(2,2,2-trifluoro-ethylcarbamoyl)-  
20 propyl, 1-ethylcarbamoyl-2,2-dimethyl-propyl, 2-hydroxy-1-(tetrahydro-pyran-4-yl)-ethyl, *N*-cyclobutylmethylsulfonamido, *N*-phenylmethylsulfonamido, 1-cyclopropyl-2-hydroxy-ethyl, 1,2,2-trimethyl-propyl, 2-oxo-1-(pyridin-2-yl)-2-(2,2,2-trifluoroethylamino)ethyl, 2,2-dimethyl-1-pyridin-2-yl-propyl, 1-methoxy-3,3-dimethyl-1-oxobutan-2-yl, 1-carboxy-2,2-dimethylpropyl, 1-(hydroxy-methyl-carbamoyl)-2,2-dimethyl-propyl, 1-dimethylcarbamoyl-2,2-dimethyl-propyl,  
25 1-(azetidine-1-carbonyl)-2,2-dimethyl-propyl, 1-methoxycarbamoyl-2,2-dimethyl-propyl, 1-(methoxy-methyl-carbamoyl)-2,2-dimethyl-propyl, 1-*tert*-butoxycarbamoyl-2,2-dimethyl-propyl, and 2,2-dimethyl-1-pyridin-2-yl-propyl.

In some embodiments, R<sup>8</sup> is H. In some embodiments, R<sup>8</sup> is 2-methyl-2-morpholin-4-yl-propyl. In some embodiments, R<sup>8</sup> is 1-hydroxymethyl-2,2-dimethyl-propyl. In some  
30 embodiments, R<sup>8</sup> is 2-(*tert*-butoxycarbonylamino)cyclohexyl. In some embodiments, R<sup>8</sup> is 1-phenyl-cyclopropyl. In some embodiments, R<sup>8</sup> is 5-trifluoromethyl-pyridin-2-yl. In some embodiments, R<sup>8</sup> is 1-methyl-1-phenyl-ethyl. In some embodiments, R<sup>8</sup> is 1-(2-methoxy-ethyl)-pyrrolidin-3-ylmethyl. In some embodiments, R<sup>8</sup> is 1-(methoxycarbonyl)cyclopropyl. In some  
embodiments, R<sup>8</sup> is tetrahydro-pyran-4-ylmethyl. In some embodiments, R<sup>8</sup> is  
35 1-(*tert*-butoxycarbonyl)piperidin-4-yl. In some embodiments, R<sup>8</sup> is 1-(4-fluoro-phenyl)-cyclopropyl. In some embodiments, R<sup>8</sup> is 6-methyl-pyridin-3-ylmethyl. In some embodiments, R<sup>8</sup> is 2-hydroxy-1-phenyl-ethyl. In some embodiments, R<sup>8</sup> is 1,3,3-trimethyl-bicyclo[2.2.1]hept-

2-yl. In some embodiments, R<sup>8</sup> is 2-hydroxy-1,1-dimethyl-ethyl. In some embodiments, R<sup>8</sup> is 2-(5-hydroxy-1*H*-indol-3-yl)-ethyl. In some embodiments, R<sup>8</sup> is 1-hydroxymethyl-cyclopropyl. In some embodiments, R<sup>8</sup> is 3-chloro-5-methyl-pyridin-2-yl. In some embodiments, R<sup>8</sup> is 6-fluoro-pyridin-3-yl. In some embodiments, R<sup>8</sup> is 1-(3-fluoro-phenyl)-cyclobutyl. In some  
5       embodiments, R<sup>8</sup> is 2-methyl-pyridin-3-yl. In some embodiments, R<sup>8</sup> is 2-hydroxy-1-(tetrahydro-furan-3-yl)-ethyl. In some embodiments, R<sup>8</sup> is 2-(pyridin-3-yloxy)-propyl. In some  
embodiments, R<sup>8</sup> is carbamoyl-phenyl-methyl. In some embodiments, R<sup>8</sup> is 5-fluoro-2-methoxy-phenyl. In some embodiments, R<sup>8</sup> is 2-methoxy-ethyl. In some embodiments, R<sup>8</sup> is 2,3-  
dihydroxy-propyl. In some embodiments, R<sup>8</sup> is 1-(*tert*-butoxycarbonyl)pyrrolidin-3-yl. In some  
10       embodiments, R<sup>8</sup> is 2-oxo-2-phenyl-ethyl. In some embodiments, R<sup>8</sup> is 1-(3,3,3-trifluoro-propyl)-azetidin-3-yl. In some embodiments, R<sup>8</sup> is 2-hydroxy-1-pyridin-2-yl-ethyl. In some  
embodiments, R<sup>8</sup> is 3-hydroxy-pyridin-4-yl. In some embodiments, R<sup>8</sup> is 1-methyl-1-pyridin-4-yl-ethyl. In some embodiments, R<sup>8</sup> is 1-hydroxymethyl-2-3*H*-imidazol-4-yl-ethyl. In some  
embodiments, R<sup>8</sup> is 4-hydroxy-3-methoxy-benzyl. In some embodiments, R<sup>8</sup> is 5-fluoro-2-oxo-  
15       2,3-dihydro-pyrimidin-4-yl. In some embodiments, R<sup>8</sup> is 1-(4-fluoro-phenyl)-3-hydroxy-propyl. In some embodiments, R<sup>8</sup> is 1-pyridin-4-yl-cyclopropyl. In some embodiments, In some  
embodiments, R<sup>8</sup> is 2-hydroxy-1-pyridin-3-yl-ethyl. In some embodiments, R<sup>8</sup> is 1,1-dimethyl-2-(4-methyl-piperidin-1-yl)-ethyl. In some embodiments, R<sup>8</sup> is 6-cyano-pyridin-3-yl. In some  
embodiments, R<sup>8</sup> is 5-fluoro-pyridin-2-yl. In some embodiments, R<sup>8</sup> is 2,5-dimethyl-benzyl. In  
20       some embodiments, R<sup>8</sup> is 1-isopropyl-piperidin-4-yl. In some embodiments, R<sup>8</sup> is 2-methoxy-1-methoxymethyl-ethyl. In some embodiments, R<sup>8</sup> is 2,3-dimethyl-benzyl. In some embodiments,  
R<sup>8</sup> is 1-pyridin-2-yl-ethyl. In some embodiments, R<sup>8</sup> is 6-chloro-pyridin-3-ylmethyl. In some  
embodiments, R<sup>8</sup> is 3-methyl-pyridin-2-yl. In some embodiments, R<sup>8</sup> is 2-hydroxy-indan-1-yl. In some embodiments, R<sup>8</sup> is (1*S*,2*S*)-2-hydroxy-indan-1-yl. In some embodiments, R<sup>8</sup> is (1*S*,2*R*)-  
25       2-hydroxy-indan-1-yl. In some embodiments, R<sup>8</sup> is (1*R*,2*R*)-2-hydroxy-indan-1-yl. In some  
embodiments, R<sup>8</sup> is (1*R*,2*S*)-2-hydroxy-indan-1-yl. In some embodiments, R<sup>8</sup> is 1-  
hydroxymethyl-cyclobutyl. In some embodiments, R<sup>8</sup> is 2-(4-chloro-phenyl)-1,1-dimethyl-ethyl. In some embodiments, R<sup>8</sup> is 3-hydroxy-pyridin-2-ylmethyl. In some embodiments, R<sup>8</sup> is 3-  
methyl-pyridin-4-yl. In some embodiments, R<sup>8</sup> is 5-*tert*-butyl-isoxazol-3-yl. In some  
30       embodiments, R<sup>8</sup> is 1-(6-methoxy-pyridin-3-yl)-1-methyl-ethyl. In some embodiments, R<sup>8</sup> is  
1*H*-benzoimidazol-2-yl. In some embodiments, R<sup>8</sup> is *tert*-butyl. In some embodiments, R<sup>8</sup> is 4-phenyl-thiazol-2-yl. In some embodiments, R<sup>8</sup> is 1-(2-fluoro-phenyl)-cyclobutyl. In some  
embodiments, R<sup>8</sup> is 2,4-dimethoxy-benzyl. In some embodiments, R<sup>8</sup> is 5-bromo-3-methyl-  
pyridin-2-yl. In some embodiments, R<sup>8</sup> is 4-benzyl-morpholin-2-ylmethyl. In some  
35       embodiments, R<sup>8</sup> is 6-trifluoromethyl-pyridin-3-ylmethyl. In some embodiments, R<sup>8</sup> is  
tetrahydro-furan-3-yl. In some embodiments, R<sup>8</sup> is pyridin-3-ylmethyl. In some embodiments,  
R<sup>8</sup> is pyrazin-2-yl. In some embodiments, R<sup>8</sup> is piperidin-4-yl. In some embodiments, R<sup>8</sup> is 1-(6-

hydroxy-pyridin-3-yl)-1-methyl-ethyl. In some embodiments, R<sup>8</sup> is 1-methyl-1-pyridin-2-yl-ethyl. In some embodiments, R<sup>8</sup> is 1-hydroxymethyl-cyclopentyl. In some embodiments, R<sup>8</sup> is 1-aza-bicyclo[2.2.2]oct-3-yl. In some embodiments, R<sup>8</sup> is 2-hydroxy-cyclopentyl. In some  
embodiments, R<sup>8</sup> is 2-hydroxy-1-(hydroxymethyl)-propyl. In some embodiments, R<sup>8</sup> is 1-(*tert*-  
5 butoxycarbonyl)piperidin-4-yl)methyl. In some embodiments, R<sup>8</sup> is 3,5-dimethoxy-phenyl. In  
some embodiments, R<sup>8</sup> is 6-fluoro-4*H*-benzo[1,3]dioxin-8-ylmethyl. In some embodiments, R<sup>8</sup>  
is 4,6-dimethyl-pyridin-2-yl. In some embodiments, R<sup>8</sup> is 1,1-dimethyl-2-morpholin-4-yl-ethyl.  
In some embodiments, R<sup>8</sup> is 2-hydroxy-cyclohexylmethyl. In some embodiments, R<sup>8</sup> is 1-(4-  
methoxy-phenyl)-cyclopropyl. In some embodiments, R<sup>8</sup> is 1-ethyl-pyrrolidin-2-ylmethyl. In  
10 some embodiments, R<sup>8</sup> is indan-1-yl. In some embodiments, R<sup>8</sup> is pyrimidin-4-yl. In some  
embodiments, R<sup>8</sup> is 2-fluoro-4-methanesulfonyl-phenyl. In some embodiments, R<sup>8</sup> is 6-hydroxy-  
pyridin-2-yl. In some embodiments, R<sup>8</sup> is cyclobutyl. In some embodiments, R<sup>8</sup> is 1-(3-  
methoxy-phenyl)-cyclopropyl. In some embodiments, R<sup>8</sup> is 1-(3,3,3-trifluoro-propyl)-  
pyrrolidin-3-yl. In some embodiments, R<sup>8</sup> is 2-hydroxy-pyridin-3-yl. In some embodiments, R<sup>8</sup>  
15 is 4-difluoromethoxy-benzyl. In some embodiments, R<sup>8</sup> is 1-piperidin-1-yl-cyclopentylmethyl.  
In some embodiments, R<sup>8</sup> is 3-hydroxy-3-methyl-butyl. In some embodiments, R<sup>8</sup> is 1-(4-fluoro-  
phenyl)-cyclobutyl. In some embodiments, R<sup>8</sup> is 4-methoxy-benzyl. In some embodiments, R<sup>8</sup> is  
pyridin-2-yl. In some embodiments, R<sup>8</sup> is 2-hydroxy-2-phenyl-ethyl. In some embodiments, R<sup>8</sup>  
is 2-hydroxymethyl-2,3-dihydro-indol-1-yl. In some embodiments, R<sup>8</sup> is 3-hydroxy-pyridin-2-  
20 yl. In some embodiments, R<sup>8</sup> is 4-dimethylamino-tetrahydro-pyran-4-ylmethyl. In some  
embodiments, R<sup>8</sup> is 2-(4-fluoro-phenyl)-ethyl. In some embodiments, R<sup>8</sup> is 1-(2-methoxy-ethyl)-  
piperidin-4-ylmethyl. In some embodiments, R<sup>8</sup> is 2-morpholin-4-yl-ethyl. In some  
embodiments, R<sup>8</sup> is 1-(*tert*-butoxycarbonyl)-4-carboxypiperidin-4-yl. In some embodiments, R<sup>8</sup>  
is quinolin-3-yl. In some embodiments, R<sup>8</sup> is 1-morpholin-4-ylmethyl-cyclopentyl. In some  
25 embodiments, R<sup>8</sup> is 1,4-dimethyl-1*H*-pyrrol-2-ylmethyl. In some embodiments, R<sup>8</sup> is 2-hydroxy-  
2-pyridin-2-yl-ethyl. In some embodiments, R<sup>8</sup> is pyridin-3-yl. In some embodiments, R<sup>8</sup> is 2-  
dimethylamino-benzyl. In some embodiments, R<sup>8</sup> is tetrahydro-thiopyran-4-yl. In some  
embodiments, R<sup>8</sup> is 1-*m*-tolyl-cyclopropyl. In some embodiments, R<sup>8</sup> is 1-(2-methoxy-ethyl)-  
piperidin-3-yl. In some embodiments, R<sup>8</sup> is 5-methoxy-pyridin-2-ylmethyl. In some  
30 embodiments, R<sup>8</sup> is 2-hydroxy-1-pyridin-4-yl-ethyl. In some embodiments, R<sup>8</sup> is 4-methyl-  
pyridin-2-yl. In some embodiments, R<sup>8</sup> is 4-carboxy-2-fluorophenyl. In some embodiments, R<sup>8</sup>  
is 6-methanesulfonyl-pyridin-3-yl. In some embodiments, R<sup>8</sup> is 1-*o*-tolyl-cyclobutyl. In some  
embodiments, R<sup>8</sup> is 1,1-dimethyl-2-pyrrolidin-1-yl-ethyl. In some embodiments, R<sup>8</sup> is 2,6-  
dimethoxy-pyridin-3-yl. In some embodiments, R<sup>8</sup> is pyridin-2-yl. In some embodiments, R<sup>8</sup> is  
35 4-hydroxymethyl-tetrahydro-pyran-4-yl. In some embodiments, R<sup>8</sup> is 2-(1*H*-imidazol-4-yl)-  
ethyl. In some embodiments, R<sup>8</sup> is 3-fluoro-pyridin-4-yl. In some embodiments, R<sup>8</sup> is 1-  
carbamoyl-2-phenyl-ethyl. In some embodiments, R<sup>8</sup> is oxazol-4-ylmethyl. In some

embodiments, R<sup>8</sup> is 6-methoxy-pyrimidin-4-yl. In some embodiments, R<sup>8</sup> is 1,1-dioxo-hexahydro-1λ<sup>6</sup>-thiopyran-4-yl. In some embodiments, R<sup>8</sup> is 1-methoxy-1-oxo-3-phenylpropan-2-yl. In some embodiments, R<sup>8</sup> is 1-(2-methoxy-ethyl)-pyrrolidin-3-yl. In some embodiments, R<sup>8</sup> is 1-(6-methyl-pyridin-2-yl)-ethyl. In some embodiments, R<sup>8</sup> is 2-hydroxy-1-(4-hydroxy-phenyl)-ethyl. In some embodiments, R<sup>8</sup> is 2-methoxy-pyridin-4-yl. In some embodiments, R<sup>8</sup> is 1-pyridin-2-yl-cyclopropyl. In some embodiments, R<sup>8</sup> is 1-(*tert*-butoxycarbonyl)piperidin-3-yl. In some embodiments, R<sup>8</sup> is 3-methyl-pyridin-2-ylmethyl. In some embodiments, R<sup>8</sup> is 3-fluoropyridin-2-yl. In some embodiments, R<sup>8</sup> is 1-pyridin-4-yl-cyclobutyl. In some embodiments, R<sup>8</sup> is 2-carboxy-1-(pyridin-3-yl)ethyl. In some embodiments, R<sup>8</sup> is 2-hydroxy-1-methyl-ethyl. In some embodiments, R<sup>8</sup> is 1-(methoxycarbonyl)cyclohexyl. In some embodiments, R<sup>8</sup> is 3-hydroxymethyl-pyridin-4-yl. In some embodiments, R<sup>8</sup> is 2-hydroxy-1-phenyl-ethyl. In some embodiments, R<sup>8</sup> is 3-dimethylamino-tetrahydro-thiophen-3-ylmethyl. In some embodiments, R<sup>8</sup> is tetrahydro-pyran-4-yl. In some embodiments, R<sup>8</sup> is 5-chloro-pyridin-2-yl. In some embodiments, R<sup>8</sup> is 1-carbamoyl-cyclobutyl. In some embodiments, R<sup>8</sup> is 5-fluoro-2-methylbenzyl. In some embodiments, R<sup>8</sup> is 2-morpholin-4-yl-2-pyridin-3-yl-ethyl. In some embodiments, R<sup>8</sup> is 1-(3-methoxy-phenyl)-cyclobutyl. In some embodiments, R<sup>8</sup> is 5-methylpyridin-2-yl. In some embodiments, R<sup>8</sup> is 1-(tetrahydro-furan-2-yl)methyl. In some embodiments, R<sup>8</sup> is 1-dimethylaminomethyl-cyclopentyl. In some embodiments, R<sup>8</sup> is 2-(4-fluoro-phenyl)-1-methyl-ethyl. In some embodiments, R<sup>8</sup> is benzothiazol-2-yl. In some embodiments, R<sup>8</sup> is 1-(2-fluoro-phenyl)-cyclopropyl. In some embodiments, R<sup>8</sup> is 1-(2-methoxy-ethyl)-piperidin-4-yl. In some embodiments, R<sup>8</sup> is 2-hydroxy-1-pyridin-4-yl-ethyl. In some embodiments, R<sup>8</sup> is 1-(3,3,3-trifluoro-propyl)-azetidin-3-ylmethyl. In some embodiments, R<sup>8</sup> is 6-pyrrolidin-1-yl-pyridin-2-ylmethyl. In some embodiments, R<sup>8</sup> is 1,1-dioxo-tetrahydro-1λ<sup>6</sup>-thiophen-3-yl. In some embodiments, R<sup>8</sup> is 2,3-dimethoxy-benzyl. In some embodiments, R<sup>8</sup> is 3-cyano-5-methyl-pyridin-2-yl. In some embodiments, R<sup>8</sup> is 2,3-dihydro-benzofuran-3-yl. In some embodiments, R<sup>8</sup> is 1-hydroxymethyl-cyclohexyl. In some embodiments, R<sup>8</sup> is 2,5-difluoro-benzyl. In some embodiments, R<sup>8</sup> is 4-dimethylamino-benzyl. In some embodiments, R<sup>8</sup> is 4-hydroxy-1,1-dioxo-tetrahydro-1λ<sup>6</sup>-thiophen-3-yl. In some embodiments, R<sup>8</sup> is 4-trifluoromethyl-pyridin-2-yl. In some embodiments, R<sup>8</sup> is 5-methyl-thiazol-2-yl. In some embodiments, R<sup>8</sup> is 6-trifluoromethyl-pyridin-3-yl. In some embodiments, R<sup>8</sup> is 5-hydroxy-1*H*-pyrazol-3-yl. In some embodiments, R<sup>8</sup> is 2-thiomorpholin-4-yl-ethyl. In some embodiments, R<sup>8</sup> is benzo[1,3]dioxol-5-ylmethyl. In some embodiments, R<sup>8</sup> is 2-amino-cyclohexyl. In some embodiments, R<sup>8</sup> is 3-dimethylamino-1-oxo-tetrahydro-1λ<sup>4</sup>-thiophen-3-ylmethyl. In some embodiments, R<sup>8</sup> is 4-methyl-morpholin-2-ylmethyl. In some embodiments, R<sup>8</sup> is 1-(2-methoxy-phenyl)-cyclopropyl. In some embodiments, R<sup>8</sup> is 2-carboxy-1-(4-fluorophenyl)propan-2-yl. In some embodiments, R<sup>8</sup> is pyridin-2-ylmethyl. In some embodiments, R<sup>8</sup> is pyridazin-3-yl. In some embodiments, R<sup>8</sup> is 4-pyridin-2-yl-thiazol-2-yl. In some embodiments, R<sup>8</sup> is 1-(3,3,3-

trifluoro-propyl)-piperidin-4-ylmethyl. In some embodiments, R<sup>8</sup> is 6-chloro-2-methyl-pyridin-3-yl. In some embodiments, R<sup>8</sup> is 6-hydroxy-pyridin-3-yl. In some embodiments, R<sup>8</sup> is 3-trifluoromethoxy-benzyl. In some embodiments, R<sup>8</sup> is 1-morpholin-4-yl-cyclopentylmethyl. In some embodiments, R<sup>8</sup> is 1-pyridin-2-yl-cyclobutylmethyl. In some embodiments, R<sup>8</sup> is 2-hydroxy-1-hydroxymethyl-1-methyl-ethyl. In some embodiments, R<sup>8</sup> is 5-hydroxymethyl-pyridin-2-yl. In some embodiments, R<sup>8</sup> is 5-fluoro-1-oxy-pyridin-2-yl. In some embodiments, R<sup>8</sup> is 6-methoxy-pyridin-2-yl. In some embodiments, R<sup>8</sup> is 1-methyl-1-pyridin-3-yl-ethyl. In some embodiments, R<sup>8</sup> is 6-methyl-pyridin-3-yl. In some embodiments, R<sup>8</sup> is 2-hydroxy-1-hydroxymethyl-propyl. In some embodiments, R<sup>8</sup> is 2-chloro-pyridin-3-yl. In some embodiments, R<sup>8</sup> is 3-methyl-3*H*-imidazol-4-ylmethyl. In some embodiments, R<sup>8</sup> is 6-fluoro-pyridin-2-yl. In some embodiments, R<sup>8</sup> is 3-dimethylamino-benzyl. In some embodiments, R<sup>8</sup> is 6-morpholin-4-yl-pyridin-3-yl. In some embodiments, R<sup>8</sup> is 1-*o*-tolyl-cyclopropyl. In some embodiments, R<sup>8</sup> is 1-(3,3,3-trifluoro-propyl)-piperidin-3-yl. In some embodiments, R<sup>8</sup> is 6-methanesulfonyl-4-methyl-pyridin-3-yl. In some embodiments, R<sup>8</sup> is 2-methyl-quinolin-4-yl. In some embodiments, R<sup>8</sup> is 1-(3,3,3-trifluoro-propyl)-pyrrolidin-3-ylmethyl. In some embodiments, R<sup>8</sup> is benzooxazol-2-yl. In some embodiments, R<sup>8</sup> is 1-methyl-piperidin-4-ylmethyl. In some embodiments, R<sup>8</sup> is 2-(2,6-dimethyl-morpholin-4-yl)-2-methyl-propyl. In some embodiments, R<sup>8</sup> is 1-methyl-piperidin-2-ylmethyl. In some embodiments, R<sup>8</sup> is pyridin-4-ylmethyl. In some embodiments, R<sup>8</sup> is 4-hydroxymethyl-pyridin-2-yl. In some embodiments, R<sup>8</sup> is 5,7-dimethyl-pyrazolo[1,5-*a*]pyrimidin-2-yl. In some embodiments, R<sup>8</sup> is 6,6-dimethyl-bicyclo[3.1.1]hept-2-ylmethyl. In some embodiments, R<sup>8</sup> is 1-(5-methyl-pyridin-2-yl)-ethyl. In some embodiments, R<sup>8</sup> is 2-fluoro-pyridin-3-yl. In some embodiments, R<sup>8</sup> is morpholin-4-yl. In some embodiments, R<sup>8</sup> is 2-hydroxy-2-pyridin-4-yl-ethyl. In some embodiments, R<sup>8</sup> is pyridin-4-yl. In some embodiments, R<sup>8</sup> is 4-hydroxy-pyridin-2-yl. In some embodiments, R<sup>8</sup> is 3-methoxy-benzyl. In some embodiments, R<sup>8</sup> is 1-oxy-pyridin-2-yl. In some embodiments, R<sup>8</sup> is 1-ethyl-propyl. In some embodiments, R<sup>8</sup> is 6-carboxypyridin-2-yl. In some embodiments, R<sup>8</sup> is 1,2,2,6,6-pentamethyl-piperidin-4-yl. In some embodiments, R<sup>8</sup> is 6-methoxy-pyridin-3-yl. In some embodiments, R<sup>8</sup> is cyclopentyl. In some embodiments, R<sup>8</sup> is morpholin-2-ylmethyl. In some embodiments, R<sup>8</sup> is 1-(*tert*-butoxycarbonyl)azetidin-3-yl)methyl. In some embodiments, R<sup>8</sup> is 2-dimethylamino-2-pyridin-3-yl-ethyl. In some embodiments, R<sup>8</sup> is 1-(4-methoxy-phenyl)-cyclobutyl. In some embodiments, R<sup>8</sup> is 3-hydroxy-benzyl. In some embodiments, R<sup>8</sup> is tetrahydro-furan-2-ylmethyl. In some embodiments, R<sup>8</sup> is 4-(*tert*-butoxycarbonyl)morpholin-2-ylmethyl. In some embodiments, R<sup>8</sup> is 1-(3-fluoro-phenyl)-cyclopropyl. In some embodiments, R<sup>8</sup> is 2-*o*-tolyl-ethyl. In some embodiments, R<sup>8</sup> is 3-hydroxymethyl-1-isobutyl-pyrrolidin-3-yl. In some embodiments, R<sup>8</sup> is 1-(2-methoxy-ethyl)-azetidin-3-yl. In some embodiments, R<sup>8</sup> is 6-morpholin-4-yl-pyridin-2-ylmethyl. In some embodiments, R<sup>8</sup> is 1,1-dioxo-tetrahydro-1λ<sup>6</sup>-thiophen-3-ylmethyl. In some embodiments, R<sup>8</sup> is 2-(4-fluoro-phenoxy)-ethyl. In some

embodiments, R<sup>8</sup> is 2,6-dimethyl-pyrimidin-4-yl. In some embodiments, R<sup>8</sup> is 1-hydroxymethyl-2-(3*H*-imidazol-4-yl)-ethyl. In some embodiments, R<sup>8</sup> is 4-methanesulfonyl-benzyl. In some embodiments, R<sup>8</sup> is 1-pyridin-3-yl-cyclopropyl. In some embodiments, R<sup>8</sup> is 9-methyl-9-aza-bicyclo[3.3.1]non-1-yl. In some embodiments, R<sup>8</sup> is 2,6-dimethyl-pyridin-3-yl. In some  
5 embodiments, R<sup>8</sup> is 4-hydroxy-benzyl. In some embodiments, R<sup>8</sup> is 2-oxo-2-phenyl-ethyl). In some embodiments, R<sup>8</sup> is 1-methyl-1*H*-pyrazol-3-ylmethyl. In some embodiments, R<sup>8</sup> is pyrimidin-2-yl. In some embodiments, R<sup>8</sup> is 5-methyl-pyrazin-2-yl. In some embodiments, R<sup>8</sup> is 1-(2-methoxy-pyridin-3-yl)-1-methyl-ethyl. In some embodiments, R<sup>8</sup> is 6-methanesulfonyl-2-methyl-pyridin-3-yl. In some embodiments, R<sup>8</sup> is 2-hydroxy-benzyl. In some embodiments, R<sup>8</sup>  
10 is 6-bromo-2-methyl-pyridin-3-yl. In some embodiments, R<sup>8</sup> is 2-methoxy-pyridin-3-yl. In some embodiments, R<sup>8</sup> is 1-(4-chloro-phenyl)-cyclobutyl. In some embodiments, R<sup>8</sup> is 2-(pyridine-2-sulfonyl)-ethyl. In some embodiments, R<sup>8</sup> is 1-pyridin-2-yl-cyclopropylmethyl. In some embodiments, R<sup>8</sup> is 1-methyl-1,2,3,4-tetrahydro-quinolin-7-yl. In some embodiments, R<sup>8</sup> is benzyl. In some embodiments, R<sup>8</sup> is 3,5-dimethyl-pyrazin-2-yl. In some embodiments, R<sup>8</sup> is 1-  
15 (2-hydroxy-pyridin-3-yl)-1-methyl-ethyl. In some embodiments, R<sup>8</sup> is 1-(ethoxycarbonyl)cyclobutyl. In some embodiments, R<sup>8</sup> is 1-(*tert*-butoxycarbonyl)pyrrolidin-3-ylmethyl. In some embodiments, R<sup>8</sup> is quinolin-4-ylmethyl. In some embodiments, R<sup>8</sup> is 2-(4-fluoro-phenyl)-1-(2-hydroxy-ethylcarbamoyl)-1-methyl-ethyl. In some embodiments, R<sup>8</sup> is 2-morpholin-4-yl-pyridin-3-yl. In some embodiments, R<sup>8</sup> is 6-methyl-pyridin-2-yl. In some  
20 embodiments, R<sup>8</sup> is 3-difluoromethoxy-benzyl. In some embodiments, R<sup>8</sup> is 4-hydroxy-1-methyl-piperidin-4-ylmethyl. In some embodiments, R<sup>8</sup> is 1-(2,5-dimethylpyrrolidine-1-carbonyl)cyclopentyl. In some embodiments, R<sup>8</sup> is 2-methoxy-benzyl. In some embodiments, R<sup>8</sup> is 6-methyl-pyridin-2-ylmethyl. In some embodiments, R<sup>8</sup> is 3-chloro-pyridin-4-yl. In some  
25 embodiments, R<sup>8</sup> is 2-carboxypropan-2-yl. In some embodiments, R<sup>8</sup> is 6-chloro-pyridin-3-yl. In some embodiments, R<sup>8</sup> is 2-hydroxy-2-pyridin-3-yl-ethyl. In some embodiments, R<sup>8</sup> is 1-*p*-tolyl-cyclopropyl. In some embodiments, R<sup>8</sup> is 1-(3,3,3-trifluoro-propyl)-piperidin-4-yl. In some  
embodiments, R<sup>8</sup> is 4-methoxy-pyridin-2-yl. In some embodiments, R<sup>8</sup> is 3-azepan-1-yl-2,2-dimethyl-propyl. In some embodiments, R<sup>8</sup> is 1-(*tert*-butoxycarbonyl)azetidin-3-yl. In some  
embodiments, R<sup>8</sup> is 5-methyl-pyrazin-2-ylmethyl. In some embodiments, R<sup>8</sup> is 1-oxo-  
30 hexahydro-1λ<sup>4</sup>-thiopyran-4-yl. In some embodiments, R<sup>8</sup> is 2-(2-chloro-phenyl)-ethyl. In some  
embodiments, R<sup>8</sup> is 3-chloro-5-trifluoromethyl-pyridin-2-ylmethyl. In some embodiments, R<sup>8</sup> is 2-hydroxy-1-hydroxymethyl-ethyl. In some embodiments, R<sup>8</sup> is (1-methyl-pyrrolidin-2-yl)-pyridin-2-yl. In some embodiments, R<sup>8</sup> is 5-fluoro-2-hydroxy-phenyl. In some embodiments, R<sup>8</sup>  
is methyl. In some embodiments, R<sup>8</sup> is 4-(methoxycarbonyl)-1-methylpiperidin-4-yl. In some  
35 embodiments, R<sup>8</sup> is 4-hydroxymethyl-1-methyl-piperidin-4-yl. In some embodiments, R<sup>8</sup> is 2-(2-hydroxymethyl-pyrrolidin-1-yl)-ethyl. In some embodiments, R<sup>8</sup> is 1-phenyl-cyclohexyl. In  
some embodiments, R<sup>8</sup> is 3-methyl-1,1-dioxo-tetrahydro-1λ<sup>6</sup>-thiophen-3-yl. In some



embodiments, R<sup>8</sup> is 1-cyano-cyclohexyl. In some embodiments, R<sup>8</sup> is 1-(5-methyl-[1,2,4]oxadiazol-3-yl)-cyclohexyl. In some embodiments, R<sup>8</sup> is 2-cyanopropan-2-yl. In some embodiments, R<sup>8</sup> is 3-methyl-1-phenylureido. In some embodiments, R<sup>8</sup> is 1-carbamoyl-2,2-dimethyl-propyl. In some embodiments, R<sup>8</sup> is *tert*-butylamino. In some embodiments, R<sup>8</sup> is 2,2,2-trifluoro-1,1-dimethyl-ethyl. In some embodiments, R<sup>8</sup> is 2,2-dimethyl-1-methylcarbamoyl-propyl. In some embodiments, R<sup>8</sup> is 1-cyclopropyl-ethyl. In some embodiments, R<sup>8</sup> is amino. In some embodiments, R<sup>8</sup> is *N-tert*-butylmethylsulfonamido. In some embodiments, R<sup>8</sup> is 1,1-dimethyl-prop-2-ynyl. In some embodiments, R<sup>8</sup> is 2-methyl-1-(phosphonooxy)propan-2-yl. In some embodiments, R<sup>8</sup> is 1-*tert*-butyl-3-methylureido. In some embodiments, R<sup>8</sup> is 4-cyano-tetrahydro-pyran-4-yl. In some embodiments, R<sup>8</sup> is 1-methyl-cyclobutyl. In some embodiments, R<sup>8</sup> is 1-hydroxymethyl-2-methyl-propyl. In some embodiments, R<sup>8</sup> is cyclobutylamino. In some embodiments, R<sup>8</sup> is 1-cyano-cyclopentyl. In some embodiments, R<sup>8</sup> is cyano-dimethyl-methyl. In some embodiments, R<sup>8</sup> is 2,2-dimethyl-1-(methylcarbamoyl)-propyl. In some embodiments, R<sup>8</sup> is phenylamino. In some embodiments, R<sup>8</sup> is 1-hydroxymethyl-propyl. In some embodiments, R<sup>8</sup> is 1-methyl-1-(1*H*-tetrazol-5-yl)-ethyl. In some embodiments, R<sup>8</sup> is 3,3-dimethyl-1-(phosphonooxy)butan-2-yl. In some embodiments, R<sup>8</sup> is 2-hydroxy-1-tetrahydro-pyran-4-yl-ethyl. In some embodiments, R<sup>8</sup> is 1,2-dimethyl-propyl. In some embodiments, R<sup>8</sup> is 1-pyridin-2-yl-cyclobutyl. In some embodiments, R<sup>8</sup> is 1-hydroxymethyl-2-phenyl-ethyl. In some embodiments, R<sup>8</sup> is 4-methylcarbamoyl-tetrahydro-pyran-4-yl. In some embodiments, R<sup>8</sup> is 1-methyl-1-methylcarbamoyl-ethyl. In some embodiments, R<sup>8</sup> is 2,2-dimethyl-1-morpholin-4-ylmethyl-propyl. In some embodiments, R<sup>8</sup> is 1-methylcarbamoyl-cyclopent-3-enyl. In some embodiments, R<sup>8</sup> is 2-methoxy-2-oxo-1-(pyridin-2-yl)ethyl. In some embodiments, R<sup>8</sup> is methylcarbamoyl-pyridin-2-yl-methyl. In some embodiments, R<sup>8</sup> is 1-methylcarbamoyl-cyclopentyl. In some embodiments, R<sup>8</sup> is 1-(*tert*-butylcarbamoyl)-2,2-dimethyl-propyl. In some embodiments, R<sup>8</sup> is 2,2-dimethyl-1-(pyridin-2-ylcarbamoyl)-propyl. In some embodiments, R<sup>8</sup> is 1-(pyridin-2-ylcarbamoyl)-cyclobutyl. In some embodiments, R<sup>8</sup> is 1-methylcarbamoyl-cyclobutyl. In some embodiments, R<sup>8</sup> is 2-(methylamino)-2-oxo-1-phenylethyl. In some embodiments, R<sup>8</sup> is pyrrolidin-1-yl. In some embodiments, R<sup>8</sup> is piperidin-1-yl. In some embodiments, R<sup>8</sup> is 2,6-dimethyl-piperidin-1-yl. In some embodiments, R<sup>8</sup> is 1-cyclopropylcarbamoyl-2,2-dimethyl-propyl. In some embodiments, R<sup>8</sup> is 2,2-dimethyl-1-(2,2,2-trifluoro-ethylcarbamoyl)-propyl. In some embodiments, R<sup>8</sup> is 1-ethylcarbamoyl-2,2-dimethyl-propyl. In some embodiments, R<sup>8</sup> is 2-hydroxy-1-(tetrahydro-pyran-4-yl)-ethyl. In some embodiments, R<sup>8</sup> is *N*-cyclobutylmethylsulfonamido. In some embodiments, R<sup>8</sup> is *N*-phenylmethylsulfonamido. In some embodiments, R<sup>8</sup> is 1-cyclopropyl-2-hydroxy-ethyl. In some embodiments, R<sup>8</sup> is 1,2,2-trimethyl-propyl. In some embodiments, R<sup>8</sup> is 2-oxo-1-(pyridin-2-yl)-2-(2,2,2-trifluoroethylamino)ethyl. In some embodiments, R<sup>8</sup> is 2,2-dimethyl-1-pyridin-2-yl-propyl. In some embodiments, R<sup>8</sup> is 1-methoxy-3,3-dimethyl-1-

oxobutan-2-yl. In some embodiments, R<sup>8</sup> is 1-carboxy-2,2-dimethylpropyl. In some  
embodiments, R<sup>8</sup> is 1-(hydroxy-methyl-carbamoyl)-2,2-dimethyl-propyl. In some embodiments,  
R<sup>8</sup> is 1-dimethylcarbamoyl-2,2-dimethyl-propyl. In some embodiments, R<sup>8</sup> is 1-(azetidine-1-  
carbonyl)-2,2-dimethyl-propyl. In some embodiments, R<sup>8</sup> is 1-methoxycarbamoyl-2,2-dimethyl-  
5 propyl. In some embodiments, R<sup>8</sup> is 1-(methoxy-methyl-carbamoyl)-2,2-dimethyl-propyl. In  
some embodiments, R<sup>8</sup> is 1-*tert*-butoxycarbamoyl-2,2-dimethyl-propyl. In some embodiments,  
R<sup>8</sup> is 2,2-dimethyl-1-pyridin-2-yl-propyl. In some embodiments, R<sup>8</sup> is fluoromethyl. In some  
embodiments, R<sup>8</sup> is 2,2,2-trifluoroethylamino. In some embodiments, R<sup>8</sup> is (1,1-dioxo-  
tetrahydro-1λ<sup>6</sup>-thiophen-3-yl)amino. In some embodiments, R<sup>8</sup> is 1-hydroxycarbamoyl-2,2-  
10 dimethyl-propyl. In some embodiments, R<sup>8</sup> is 1-hydroxymethyl-2-methyl-butyl. In some  
embodiments, R<sup>8</sup> is 1-(2-hydroxy-ethylcarbamoyl)-2,2-dimethyl-propyl. In some embodiments,  
R<sup>8</sup> is 1,1-*bis*-hydroxymethyl-propyl. In some embodiments, R<sup>8</sup> is 1-(5-fluoro-pyridin-2-yl)-2,2-  
dimethyl-propyl. In some embodiments, R<sup>8</sup> is 4-hydroxymethyl-tetrahydro-2*H*-pyran-4-yl. In  
some embodiments, R<sup>8</sup> is 1-(2-(*tert*-butoxycarbonylamino)-3-methylbutanoyloxy)-2-  
15 methylpropan-2-yl. In some embodiments, R<sup>8</sup> is 1-(2-amino-3-methylbutanoyloxy)-3-  
methylbutan-2-yl. In some embodiments, R<sup>8</sup> is 1-(2-amino-3-methylbutanoyloxy)-2-  
methylpropan-2-yl. In some embodiments, R<sup>8</sup> is 2-hydroxy-1-(tetrahydro-2*H*-pyran-4-yl)-ethyl.  
In some embodiments, R<sup>8</sup> is 1-(4-carboxybutanoyloxy)-2-methylpropan-2-yl. In some  
embodiments, R<sup>8</sup> is 1-(4-carboxybutanoyloxy)-3-methylbutan-2-yl. In some embodiments, R<sup>8</sup> is  
20 1-(4-carboxybutanoyloxy)-3,3-dimethylbutan-2-yl. In some embodiments, R<sup>8</sup> is 1-(2-amino-3-  
methylbutanoyloxy)-3,3-dimethylbutan-2-yl. In some embodiments, R<sup>8</sup> is 2-(2-amino-3-  
methylbutanoyloxy)-1-(tetrahydro-2*H*-pyran-4-yl)ethyl. In some embodiments, R<sup>8</sup> is 3,3,3-  
trifluoro-1-hydroxymethyl-propyl. In some embodiments, R<sup>8</sup> is 3-fluoro-1-methoxy-3-methyl-1-  
oxobutan-2-yl. In some embodiments, R<sup>8</sup> is 1-ethoxy-4,4,4-trifluoro-1-oxo-3-  
25 (trifluoromethyl)butan-2-yl. In some embodiments, R<sup>8</sup> is 2-fluoro-1-hydroxymethyl-2-methyl-  
propyl. In some embodiments, R<sup>8</sup> is 1-(2-(*tert*-butoxycarbonylamino)-3-methylbutanoyloxy)-  
3,3-dimethylbutan-2-yl. In some embodiments, R<sup>8</sup> is 4,4,4-trifluoro-1-methoxy-1-oxobutan-2-yl.  
In some embodiments, R<sup>8</sup> is 2-fluoro-1,1-dimethyl-ethyl. In some embodiments, R<sup>8</sup> is 3-fluoro-  
2-(fluoromethyl)-1-methoxy-1-oxopropan-2-yl. In some embodiments, R<sup>8</sup> is 2-fluoro-1-  
30 fluoromethyl-1-hydroxymethyl-ethyl. In some embodiments, R<sup>8</sup> is 3-hydroxy-1-methoxy-2-  
methyl-1-oxopropan-2-yl. In some embodiments, R<sup>8</sup> is 2-carboxy-1-hydroxypropan-2-yl. In  
some embodiments, R<sup>8</sup> is 2,2,2-trifluoroethylamino. In some embodiments, R<sup>8</sup> is 1-  
fluoromethyl-2-methyl-propyl. In some embodiments, R<sup>8</sup> is 1-fluoromethyl-2,2-dimethyl-  
propyl. In some embodiments, R<sup>8</sup> is 3-methyl-oxetan-3-yl. In some embodiments, R<sup>8</sup> is 1-  
35 fluoromethyl-cyclobutyl. In some embodiments, R<sup>8</sup> is 1,1-*bis*-hydroxymethyl-2-methyl-propyl.  
In some embodiments, R<sup>8</sup> is 1-trifluoromethyl-cyclopropyl. In some embodiments, R<sup>8</sup> is 1-  
methyl-cyclopropyl. In some embodiments, R<sup>8</sup> is 1-trifluoromethyl-cyclobutyl.

The Group R<sup>9</sup>:

In some embodiments, R<sup>9</sup> is selected from H, C<sub>1</sub>-C<sub>6</sub> alkyl, and C<sub>3</sub>-C<sub>7</sub> cycloalkyl.

In some embodiments, R<sup>9</sup> is C<sub>1</sub>-C<sub>6</sub> alkyl.

In some embodiments, R<sup>9</sup> is C<sub>3</sub>-C<sub>7</sub> cycloalkyl.

5 In some embodiments, R<sup>9</sup> is selected from H, methyl, *tert*-butyl, and cyclobutyl.

In some embodiments, R<sup>9</sup> is H.

In some embodiments, R<sup>9</sup> is methyl.

In some embodiments, R<sup>9</sup> is *tert*-butyl.

In some embodiments, R<sup>9</sup> is cyclobutyl.

10 The Group R<sup>10</sup>:

In some embodiments, R<sup>10</sup> is selected from: C<sub>1</sub>-C<sub>6</sub> alkylene, heteroarylene, and heterocyclylene.

15 In some embodiments, R<sup>10</sup> is selected from: 1,1-dimethylethylene, 1,1-dimethylmethylene, ethylene, methylene, 1,4-piperidinylen, 2,5-pyrazinylen, and 2,4-pyridinylen.

In some embodiments, R<sup>10</sup> is C<sub>1</sub>-C<sub>6</sub> alkylene.

In some embodiments, R<sup>10</sup> is selected from: 1,1-dimethylethylene, 1,1-dimethylmethylene, ethylene, and methylene.

In some embodiments, R<sup>10</sup> is 1,1-dimethylethylene

20 In some embodiments, R<sup>10</sup> is 1,1-dimethylmethylene.

In some embodiments, R<sup>10</sup> is ethylene.

In some embodiments, R<sup>10</sup> is methylene.

In some embodiments, R<sup>10</sup> is heteroarylene.

In some embodiments, R<sup>10</sup> is selected from: 2,5-pyrazinylen, and 2,4-pyridinylen.

25 In some embodiments, R<sup>10</sup> is heterocyclylene.

In some embodiments, R<sup>10</sup> is 1,4-piperidinylen.

In some embodiments, R<sup>10</sup> is absent.

The Group R<sup>11</sup>:

In some embodiments, R<sup>11</sup> is selected from: -C(O)NH- and C<sub>1</sub>-C<sub>6</sub> alkylene.

30 In some embodiments, R<sup>11</sup> is selected from: -C(O)NH- and methylene.

In some embodiments, R<sup>11</sup> is -C(O)NH-.

In some embodiments, R<sup>11</sup> is C<sub>1</sub>-C<sub>6</sub> alkylene.

In some embodiments, R<sup>11</sup> is methylene.

In some embodiments, R<sup>11</sup> is absent.

35 The Group R<sup>12</sup>:

In some embodiments, R<sup>12</sup> is C<sub>1</sub>-C<sub>6</sub> alkylene.

In some embodiments, R<sup>12</sup> is methylene.

In some embodiments, R<sup>12</sup> is 1,1-dimethyl-methylene.

In some embodiments, R<sup>12</sup> is absent.

The Group R<sup>13</sup>:

In some embodiments, R<sup>13</sup> is selected from: C<sub>1</sub>-C<sub>6</sub> alkyl, aryl, C<sub>3</sub>-C<sub>7</sub> cycloalkyl, heteroaryl, heterocyclyl, and hydroxyl; wherein said C<sub>1</sub>-C<sub>6</sub> alkyl, aryl, and heteroaryl are each optionally substituted with one or two substituents selected from: C<sub>1</sub>-C<sub>6</sub> alkoxy, C<sub>1</sub>-C<sub>6</sub> alkyl, C<sub>1</sub>-C<sub>6</sub> alkylamino, C<sub>1</sub>-C<sub>6</sub> alkylsulfonyl, amino, C<sub>3</sub>-C<sub>7</sub> cycloalkyl, cyano, C<sub>2</sub>-C<sub>8</sub> dialkylamino, C<sub>1</sub>-C<sub>6</sub> haloalkyl, halogen, and hydroxyl.

In some embodiments, R<sup>13</sup> is selected from: C<sub>1</sub>-C<sub>6</sub> alkyl, aryl, C<sub>3</sub>-C<sub>7</sub> cycloalkyl, heteroaryl, heterocyclyl, and hydroxyl; wherein said C<sub>1</sub>-C<sub>6</sub> alkyl, aryl, and heteroaryl are each optionally substituted with one or two substituents selected from: fluoro, bromo, chloro, iodo, methoxy, cyano, methyl, *tert*-butyl, isopropyl, hydroxyl, ethyl, heptafluoropropyl, cyclobutyl, trifluoromethyl, cyclopropyl, dimethylamino, methoxy, ethoxy, methylamino, propyl, amino, and methanesulfonyl.

In some embodiments, R<sup>13</sup> is selected from: C<sub>1</sub>-C<sub>6</sub> alkyl, aryl, C<sub>3</sub>-C<sub>7</sub> cycloalkyl, heteroaryl, heterocyclyl, and hydroxyl; wherein said C<sub>1</sub>-C<sub>6</sub> alkyl, aryl, and heteroaryl are each optionally substituted with one or two substituents selected from: fluoro, bromo, chloro, methoxy, cyano, methyl, *tert*-butyl, isopropyl, hydroxyl, ethyl, heptafluoropropyl, cyclobutyl, trifluoromethyl, cyclopropyl, dimethylamino, methoxy, ethoxy, methylamino, propyl, amino, and methanesulfonyl.

In some embodiments, R<sup>13</sup> is selected from: 2,4-difluoro-phenyl, 2,4-dichloro-phenyl, 2-fluoro-4-methanesulfonyl-phenyl, 2,6-difluoro-phenyl, 2,5-difluoro-phenyl, 4-methoxy-phenyl, 4-cyano-phenyl, 4-fluoro-phenyl, phenyl, 2-fluoro-phenyl, 3-fluoro-phenyl, *o*-tolyl, *tert*-butyl, isopropyl, 2,2-dimethylpropyl, hydroxyl, 2-hydroxy-2-methylpropyl, 1-oxo-hexahydro-1λ<sup>4</sup>-thiopyran-4-yl, 1,1-dioxo-hexahydro-1λ<sup>6</sup>-thiopyran-4-yl, tetrahydrothiopyran-4-yl, morpholin-4-yl, tetrahydro-pyran-4-yl, 1,1-dioxo-tetrahydro-1λ<sup>6</sup>-thiophen-3-yl, pyrazin-2-yl, 5-ethyl-pyrazin-2-yl, 5-hydroxy-pyrazin-2-yl, 5-isopropyl-pyrazin-2-yl, 5-heptafluoropropyl-pyrazin-2-yl, 5-cyclobutyl-pyrazin-2-yl, 5-methyl-pyrazin-2-yl, 6-ethyl-pyrazin-2-yl, 5-trifluoromethyl-pyrazin-2-yl, cyclopropyl, 5-cyclopropyl-pyrazin-2-yl, 6-chloro-pyrazin-2-yl, 5-dimethylamino-pyrazin-2-yl, 4-cyano-phenyl, 6-methoxy-pyridazin-3-yl, 6-chloro-pyridazin-3-yl, pyrimidin-5-yl, 6-dimethylamino-pyrazin-2-yl, 6-methoxy-pyrazin-2-yl, 2-pyrimidin-4-yl, 5-bromo-pyrazin-2-yl, 5-hydroxy-pyrazin-2-yl, 5-methoxy-pyrazin-2-yl, 5-ethoxypyrazin-2-yl, 5-methylamino-pyrazin-2-yl, 5-bromo-pyridin-2-yl, pyridin-3-yl, 5-trifluoromethyl-pyridin-2-yl, 5-isopropyl-pyridin-2-yl, 5-isopropyl-pyridin-2-yl, 5-methyl-pyridin-2-yl, 5-ethyl-pyridin-2-yl, 5-methoxy-pyridin-2-yl, 4-trifluoromethyl-pyridin-2-yl, 5-cyano-pyridin-2-yl, 5-dimethylamino-pyridin-2-yl, 4-methyl-pyridin-2-yl, 5-chloro-4-methyl-pyridin-2-yl, 5-chloro-4-trifluoromethyl-pyridin-2-yl, 4-trifluoromethyl-pyridin-2-yl, 3-fluoro-pyridin-2-yl, 6-methyl-4-trifluoromethyl-pyridin-2-

yl, 3-methyl-pyridin-2-yl, 5-propyl-pyridin-2-yl, 5-cyclopropyl-pyridin-2-yl, 5-fluoro-pyridin-2-yl, 3,5-difluoro-pyridin-2-yl, 6-bromo-pyridin-3-yl, 5-bromo-pyridin-3-yl, 5,6-difluoro-pyridin-3-yl, 6-chloro-pyridin-3-yl, 3-fluoro-pyridin-4-yl, 5-cyano-pyridin-3-yl, pyridin-4-yl, 2-chloro-pyridin-4-yl, 2-methoxy-pyridin-4-yl, 6-methyl-pyridin-3-yl, *m*-tolyl, thiazol-2-yl, cyclopentyl, 4-amino-pyridin-2-yl, 4-methoxy-pyridin-2-yl, 4-choro-pyridin-2-yl, 4-fluoro-pyridin-2-yl, 4-cyclopropyl-pyridin-2-yl, 4-bromo-pyridin-2-yl, 4-methanesulfonyl-pyridin-2-yl, 4-cyano-pyridin-2-yl, hydroxymethyl, 4-oxy-pyrazin-2-yl, 3-methyl-1,1-dioxo-tetrahydro-1 $\lambda^6$ -thiophen-3-yl, 5-chloro-3-fluoro-pyridin-2-yl, 3-fluoro-5-methoxy-pyridin-2-yl, 2-chloro-4-fluoro-phenyl, 6-fluoro-pyridin-3-yl, 6-cyano-pyridin-3-yl, 4-iodo-pyridin-2-yl, 1-oxy-pyridin-3-yl, and 4-hydroxy-pyridin-2-yl.

In some embodiments, R<sup>13</sup> is selected from: 2,4-difluoro-phenyl, 2,4-dichloro-phenyl, 2-fluoro-4-methanesulfonyl-phenyl, 2,6-difluoro-phenyl, 2,5-difluoro-phenyl, 4-methoxy-phenyl, 4-cyano-phenyl, 4-fluoro-phenyl, phenyl, 2-fluoro-phenyl, 3-fluoro-phenyl, *o*-tolyl, *tert*-butyl, isopropyl, 2,2-dimethylpropyl, hydroxyl, 2-hydroxy-2-methylpropyl, 1-oxo-hexahydro-1 $\lambda^4$ -thiopyran-4-yl, 1,1-dioxo-hexahydro-1 $\lambda^6$ -thiopyran-4-yl, tetrahydrothiopyran-4-yl, morpholin-4-yl, tetrahydro-pyran-4-yl, 1,1-dioxo-tetrahydro-1 $\lambda^6$ -thiophen-3-yl, pyrazin-2-yl, 5-ethyl-pyrazin-2-yl, 5-hydroxy-pyrazin-2-yl, 5-isopropyl-pyrazin-2-yl, 5-heptafluoropropyl-pyrazin-2-yl, 5-cyclobutyl-pyrazin-2-yl, 5-methyl-pyrazin-2-yl, 6-ethyl-pyrazin-2-yl, 5-trifluoromethyl-pyrazin-2-yl, cyclopropyl, 5-cyclopropyl-pyrazin-2-yl, 6-chloro-pyrazin-2-yl, 5-dimethylamino-pyrazin-2-yl, 4-cyano-phenyl, 6-methoxy-pyridazin-3-yl, 6-chloro-pyridazin-3-yl, pyrimidin-5-yl, 6-dimethylamino-pyrazin-2-yl, 6-methoxy-pyrazin-2-yl, 2-pyrimidin-4-yl, 5-bromo-pyrazin-2-yl, 5-hydroxy-pyrazin-2-yl, 5-methoxy-pyrazin-2-yl, 5-ethoxypyrazin-2-yl, 5-methylamino-pyrazin-2-yl, 5-bromo-pyridin-2-yl, pyridin-3-yl, 5-trifluoromethyl-pyridin-2-yl, 5-isopropyl-pyridin-2-yl, 5-isopropyl-pyridin-2-yl, 5-methyl-pyridin-2-yl, 5-ethyl-pyridin-2-yl, 5-methoxy-pyridin-2-yl, 4-trifluoromethyl-pyridin-2-yl, 5-cyano-pyridin-2-yl, 5-dimethylamino-pyridin-2-yl, 4-methyl-pyridin-2-yl, 5-chloro-4-methyl-pyridin-2-yl, 5-chloro-4-trifluoromethyl-pyridin-2-yl, 4-trifluoromethyl-pyridin-2-yl, 3-fluoro-pyridin-2-yl, 6-methyl-4-trifluoromethyl-pyridin-2-yl, 3-methyl-pyridin-2-yl, 5-propyl-pyridin-2-yl, 5-cyclopropyl-pyridin-2-yl, 5-fluoro-pyridin-2-yl, 3,5-difluoro-pyridin-2-yl, 6-bromo-pyridin-3-yl, 5-bromo-pyridin-3-yl, 5,6-difluoro-pyridin-3-yl, 6-chloro-pyridin-3-yl, 3-fluoro-pyridin-4-yl, 5-cyano-pyridin-3-yl, pyridin-4-yl, 2-chloro-pyridin-4-yl, 2-methoxy-pyridin-4-yl, 6-methyl-pyridin-3-yl, *m*-tolyl, thiazol-2-yl, cyclopentyl, 4-methoxy-pyridin-2-yl, 4-choro-pyridin-2-yl, 4-fluoro-pyridin-2-yl, 4-cyclopropyl-pyridin-2-yl, 4-bromo-pyridin-2-yl, 4-methanesulfonyl-pyridin-2-yl, 4-cyano-pyridin-2-yl, hydroxymethyl, and 4-oxy-pyrazin-2-yl.

In some embodiments, R<sup>13</sup> is 2,4-difluoro-phenyl. In some embodiments, R<sup>13</sup> is 2,4-dichloro-phenyl. In some embodiments, R<sup>13</sup> is 2-fluoro-4-methanesulfonyl-phenyl. In some embodiments, R<sup>13</sup> is 2,6-difluoro-phenyl. In some embodiments, R<sup>13</sup> is 2,5-difluoro-phenyl. In

some embodiments, R<sup>13</sup> is 4-methoxy-phenyl. In some embodiments, R<sup>13</sup> is 4-cyano-phenyl. In some embodiments, R<sup>13</sup> is 4-fluoro-phenyl. In some embodiments, R<sup>13</sup> is phenyl. In some embodiments, R<sup>13</sup> is 2-fluoro-phenyl. In some embodiments, R<sup>13</sup> is 3-fluoro-phenyl. In some embodiments, R<sup>13</sup> is *o*-tolyl. In some embodiments, R<sup>13</sup> is *tert*-butyl. In some embodiments, R<sup>13</sup> is isopropyl. In some embodiments, R<sup>13</sup> is 2,2-dimethylpropyl. In some embodiments, R<sup>13</sup> is hydroxyl. In some embodiments, R<sup>13</sup> is 2-hydroxy-2-methylpropyl. In some embodiments, R<sup>13</sup> is 1-oxo-hexahydro-1λ<sup>4</sup>-thiopyran-4-yl. In some embodiments, R<sup>13</sup> is 1,1-dioxo-hexahydro-1λ<sup>6</sup>-thiopyran-4-yl. In some embodiments, R<sup>13</sup> is tetrahydrothiopyran-4-yl. In some embodiments, R<sup>13</sup> is morpholin-4-yl. In some embodiments, R<sup>13</sup> is tetrahydro-pyran-4-yl. In some  
5  
10  
15  
20  
25  
30  
35  
embodiments, R<sup>13</sup> is 1,1-dioxo-tetrahydro-1λ<sup>6</sup>-thiophen-3-yl. In some embodiments, R<sup>13</sup> is pyrazin-2-yl. In some embodiments, R<sup>13</sup> is 5-ethyl-pyrazin-2-yl. In some embodiments, R<sup>13</sup> is 5-hydroxy-pyrazin-2-yl. In some embodiments, R<sup>13</sup> is 5-isopropyl-pyrazin-2-yl. In some embodiments, R<sup>13</sup> is 5-heptafluoropropyl-pyrazin-2-yl. In some embodiments, R<sup>13</sup> is 5-cyclobutyl-pyrazin-2-yl. In some embodiments, R<sup>13</sup> is 5-methyl-pyrazin-2-yl. In some  
embodiments, R<sup>13</sup> is 6-ethyl-pyrazin-2-yl. In some embodiments, R<sup>13</sup> is 5-trifluoromethyl-pyrazin-2-yl. In some embodiments, R<sup>13</sup> is cyclopropyl. In some embodiments, R<sup>13</sup> is 5-cyclopropyl-pyrazin-2-yl. In some embodiments, R<sup>13</sup> is 6-chloro-pyrazin-2-yl. In some  
embodiments, R<sup>13</sup> is 5-dimethylamino-pyrazin-2-yl. In some embodiments, R<sup>13</sup> is 4-cyano-phenyl. In some embodiments, R<sup>13</sup> is 6-methoxy-pyridazin-3-yl. In some embodiments, R<sup>13</sup> is 6-chloro-pyridazin-3-yl. In some embodiments, R<sup>13</sup> is pyrimidin-5-yl. In some embodiments, R<sup>13</sup> is 6-dimethylamino-pyrazin-2-yl. In some embodiments, R<sup>13</sup> is 6-methoxy-pyrazin-2-yl. In some  
embodiments, R<sup>13</sup> is 2-pyrimidin-4-yl. In some embodiments, R<sup>13</sup> is 5-bromo-pyrazin-2-yl. In some embodiments, R<sup>13</sup> is 5-hydroxy-pyrazin-2-yl. In some embodiments, R<sup>13</sup> is 5-methoxy-pyrazin-2-yl. In some embodiments, R<sup>13</sup> is 5-ethoxypyrazin-2-yl. In some embodiments, R<sup>13</sup> is  
5-methylamino-pyrazin-2-yl. In some embodiments, R<sup>13</sup> is 5-bromo-pyridin-2-yl. In some  
embodiments, R<sup>13</sup> is pyridin-3-yl. In some embodiments, R<sup>13</sup> is 5-trifluoromethyl-pyridin-2-yl. In some embodiments, R<sup>13</sup> is 5-isopropyl-pyridin-2-yl. In some embodiments, R<sup>13</sup> is 5-isopropyl-pyridin-2-yl. In some embodiments, R<sup>13</sup> is 5-methyl-pyridin-2-yl. In some  
embodiments, R<sup>13</sup> is 5-ethyl-pyridin-2-yl. In some embodiments, R<sup>13</sup> is 5-methoxy-pyridin-2-yl. In some  
embodiments, R<sup>13</sup> is 4-trifluoromethyl-pyridin-2-yl. In some embodiments, R<sup>13</sup> is 5-cyano-pyridin-2-yl. In some embodiments, R<sup>13</sup> is 5-dimethylamino-pyridin-2-yl. In some  
embodiments, R<sup>13</sup> is 4-methyl-pyridin-2-yl. In some embodiments, R<sup>13</sup> is 5-chloro-4-methyl-pyridin-2-yl. In some embodiments, R<sup>13</sup> is 5-chloro-4-trifluoromethyl-pyridin-2-yl. In some  
embodiments, R<sup>13</sup> is 4-trifluoromethyl-pyridin-2-yl. In some embodiments, R<sup>13</sup> is 3-fluoro-pyridin-2-yl. In some embodiments, R<sup>13</sup> is 6-methyl-4-trifluoromethyl-pyridin-2-yl. In some  
embodiments, R<sup>13</sup> is 3-methyl-pyridin-2-yl. In some embodiments, R<sup>13</sup> is 5-propyl-pyridin-2-yl. In some  
embodiments, R<sup>13</sup> is 5-cyclopropyl-pyridin-2-yl. In some embodiments, R<sup>13</sup> is 5-fluoro-

pyridin-2-yl. In some embodiments, R<sup>13</sup> is 3,5-difluoro-pyridin-2-yl. In some embodiments, R<sup>13</sup> is 6-bromo-pyridin-3-yl. In some embodiments, R<sup>13</sup> is 5-bromo-pyridin-3-yl. In some embodiments, R<sup>13</sup> is 5,6-difluoro-pyridin-3-yl. In some embodiments, R<sup>13</sup> is 6-chloro-pyridin-3-yl. In some embodiments, R<sup>13</sup> is 3-fluoro-pyridin-4-yl. In some embodiments, R<sup>13</sup> is 5-cyano-pyridin-3-yl. In some embodiments, R<sup>13</sup> is pyridin-4-yl. In some embodiments, R<sup>13</sup> is 2-chloro-pyridin-4-yl. In some embodiments, R<sup>13</sup> is 2-methoxy-pyridin-4-yl. In some embodiments, R<sup>13</sup> is 6-methyl-pyridin-3-yl. In some embodiments, R<sup>13</sup> is *m*-tolyl. In some embodiments, R<sup>13</sup> is thiazol-2-yl. In some embodiments, R<sup>13</sup> is cyclopentyl. In some embodiments, R<sup>13</sup> is 4-amino-pyridin-2-yl. In some embodiments, R<sup>13</sup> is 4-methoxy-pyridin-2-yl. In some embodiments, R<sup>13</sup> is 4-chloro-pyridin-2-yl. In some embodiments, R<sup>13</sup> is 4-fluoro-pyridin-2-yl. In some embodiments, R<sup>13</sup> is 4-cyclopropyl-pyridin-2-yl. In some embodiments, R<sup>13</sup> is 4-bromo-pyridin-2-yl. In some embodiments, R<sup>13</sup> is 4-methanesulfonyl-pyridin-2-yl. In some embodiments, R<sup>13</sup> is 4-cyano-pyridin-2-yl. In some embodiments, R<sup>13</sup> is hydroxymethyl. In some embodiments, R<sup>13</sup> is 4-oxy-pyrazin-2-yl. In some embodiments, R<sup>13</sup> is 3-methyl-1,1-dioxo-tetrahydro-1λ<sup>6</sup>-thiophen-3-yl. In some embodiments, R<sup>13</sup> is 5-chloro-3-fluoro-pyridin-2-yl. In some embodiments, R<sup>13</sup> is 3-fluoro-5-methoxy-pyridin-2-yl. In some embodiments, R<sup>13</sup> is 2-chloro-4-fluoro-phenyl. In some embodiments, R<sup>13</sup> is 6-fluoro-pyridin-3-yl. In some embodiments, R<sup>13</sup> is 6-cyano-pyridin-3-yl. In some embodiments, R<sup>13</sup> is 4-iodo-pyridin-2-yl. In some embodiments, R<sup>13</sup> is 1-oxy-pyridin-3-yl. In some embodiments, R<sup>13</sup> is 4-hydroxy-pyridin-2-yl.

The Group R<sup>14</sup>:

In some embodiments, R<sup>14</sup> is selected from: C<sub>1</sub>-C<sub>6</sub> alkylene, C<sub>3</sub>-C<sub>7</sub> cycloalkenylene, C<sub>3</sub>-C<sub>7</sub> cycloalkylene, heteroarylene, and heterocyclylene; wherein said C<sub>1</sub>-C<sub>6</sub> alkylene and heterocyclylene are each optionally substituted with one or more substituents selected from: C<sub>1</sub>-C<sub>6</sub> alkoxy, C<sub>1</sub>-C<sub>6</sub> alkyl, C<sub>3</sub>-C<sub>7</sub> cycloalkyl, aryl, carboxy, heteroaryl, heterocyclyl, and hydroxyl; wherein said C<sub>1</sub>-C<sub>6</sub> alkyl and aryl are optionally substituted with one substituent selected from: C<sub>1</sub>-C<sub>6</sub> alkoxy, aryl, halogen, heteroaryl, and hydroxyl.

In some embodiments, R<sup>14</sup> is selected from: C<sub>1</sub>-C<sub>6</sub> alkylene and C<sub>3</sub>-C<sub>7</sub> cycloalkylene; wherein said C<sub>1</sub>-C<sub>6</sub> alkylene is optionally substituted with one or more substituents selected from: C<sub>1</sub>-C<sub>6</sub> alkyl, aryl, heterocyclyl, and hydroxyl; wherein said C<sub>1</sub>-C<sub>6</sub> alkyl is optionally substituted with one substituent selected from: halogen, and hydroxyl.

In some embodiments, R<sup>14</sup> is selected from: C<sub>1</sub>-C<sub>6</sub> alkylene, C<sub>3</sub>-C<sub>7</sub> cycloalkenylene, C<sub>3</sub>-C<sub>7</sub> cycloalkylene, heteroarylene, and heterocyclylene; wherein said C<sub>1</sub>-C<sub>6</sub> alkylene and heterocyclylene are each optionally substituted with one or more substituents selected from: methyl, *tert*-butyl, ethyl, tetrahydro-2*H*-pyran-2-yl, isopropyl, benzyl, pyridin-2-yl, hydroxymethyl, 4-fluoro-phenyl, *tert*-butoxycarbonyl, carboxy, methoxymethyl, hydroxyethyl, tetrahydro-furan-2-yl, 3*H*-imidazol-2-ylmethyl, hydroxyl, pyrrolidin-2-yl, cyclopropyl, *sec*-butyl, 2,2,2-trifluoroethyl, 2-fluoropropan-2-yl, 1,1,1,3,3,3-hexafluoropropan-2-yl, and fluoromethyl.

In some embodiments, R<sup>14</sup> is selected from: C<sub>1</sub>-C<sub>6</sub> alkylene, C<sub>3</sub>-C<sub>7</sub> cycloalkenylene, C<sub>3</sub>-C<sub>7</sub> cycloalkylene, heteroarylene, and heterocyclylene; wherein said C<sub>1</sub>-C<sub>6</sub> alkylene and heterocyclylene are each optionally substituted with one or more substituents selected from: methyl, *tert*-butyl, ethyl, tetrahydro-2*H*-pyranyl, isopropyl, benzyl, pyridinyl, hydroxymethyl, 4-fluoro-phenyl, *tert*-butoxycarbonyl, carboxy, methoxymethyl, hydroxyethyl, tetrahydro-furanyl, 3*H*-imidazolymethyl, hydroxyl, pyrrolidinyl, and cyclopropyl.

In some embodiments, R<sup>14</sup> is selected from: C<sub>1</sub>-C<sub>6</sub> alkylene and C<sub>3</sub>-C<sub>7</sub> cycloalkylene; wherein said C<sub>1</sub>-C<sub>6</sub> alkylene is optionally substituted with one or more substituents selected from: tetrahydro-2*H*-pyranyl, hydroxyl, 2,2,2-trifluoroethyl, and fluoromethyl.

In some embodiments, R<sup>14</sup> is selected from: methylene, ethylene, cyclopropylene, cyclobutylene, piperidinylene, pyridinylene, tetrahydropyranylene, thiazolylene, cyclohexylene, cyclopentylene, cyclopentenylene, dioxohexahydrothiopyranylene, pyrrolidinylene, tetrahydrothiophenylene, propylene, 3,3-oxetanylene, and -SO<sub>2</sub>-; wherein said ethylene, methylene, piperidinylene, propylene, and pyrrolidinylene are each optionally substituted with one or more substituents selected from: methyl, *tert*-butyl, ethyl, tetrahydro-2*H*-pyranyl, isopropyl, benzyl, pyridinyl, hydroxymethyl, 4-fluoro-phenyl, *tert*-butoxycarbonyl, carboxy, methoxymethyl, hydroxyethyl, tetrahydro-furanyl, 3*H*-imidazolymethyl, hydroxyl, pyrrolidinyl, cyclopropyl, *sec*-butyl, 2,2,2-trifluoroethyl, 2-fluoropropan-2-yl, 1,1,1,3,3,3-hexafluoropropan-2-yl, and fluoromethyl.

In some embodiments, R<sup>14</sup> is selected from: methylene, ethylene, cyclopropylene, cyclobutylene, piperidinylene, pyridinylene, tetrahydropyranylene, thiazolylene, cyclohexylene, cyclopentylene, cyclopentenylene, dioxohexahydrothiopyranylene, pyrrolidinylene, tetrahydrothiophenylene, propylene, and -SO<sub>2</sub>-; wherein said ethylene, methylene, piperidinylene, propylene, and pyrrolidinylene are each optionally substituted with one or more substituents selected from: methyl, *tert*-butyl, ethyl, tetrahydro-2*H*-pyranyl, isopropyl, benzyl, pyridinyl, hydroxymethyl, 4-fluoro-phenyl, *tert*-butoxycarbonyl, carboxy, methoxymethyl, hydroxyethyl, tetrahydro-furanyl, 3*H*-imidazolymethyl, hydroxyl, pyrrolidinyl, and cyclopropyl.

In some embodiments, R<sup>14</sup> is selected from: methylene, ethylene, 1,1-cyclopropylene, 1,1-dimethyl-methylene, 1,1-cyclobutylene, *tert*-butyl-methylene, 1-methyl-4,4-piperidinylene, 4,4-tetrahydro-2*H*-pyranylene, methyl-methylene, 1,1-cyclohexylene, 1,2-cyclohexylene, 1,1-dimethyl-ethylene, 1-*tert*-butyl-ethylene, 1-ethyl-ethylene, 1-methyl-ethylene, 1-(tetrahydro-2*H*-pyran-4-yl)-ethylene, isopropyl-methylene, 1,1-cyclopentylene, benzyl-methylene, 4,4-cyclopent-1-enylene, 1,1-dioxo-hexahydro-1λ<sup>6</sup>-4,4-thiopyranylene, 1-*tert*-butoxycarbonyl-4,4-piperidinylene, 1-(pyridin-4-yl)-ethylene, 1-(pyridin-3-yl)-ethylene, 1-(pyridin-2-yl)-ethylene, 1-(4-fluoro-phenyl)-ethylene, 1-hydroxymethyl-1-methyl-ethylene, 1-carboxy-1-methyl-ethylene, 1-methoxymethyl-ethylene, 1-hydroxymethyl-ethylene, 1-(1-hydroxyethyl)-ethylene,



1,1-dimethyl-ethylene, 1-(tetrahydro-furan-3-yl)-ethylene, phenyl-methylene, 1-(3*H*-imidazol-4-ylmethyl)-ethylene, 1-(4-hydroxy-phenyl)-ethylene, benzyl-ethylene, (1-hydroxymethyl-2-methyl)-ethylene, 1-isopropyl-ethylene, pyridin-2-yl-methylene, 1,1-dimethyl-propylene, 2-hydroxy-propylene, (1-isobutyl-pyrrolidin-3-yl)-methylene, 1,3-azetidinylenes, 1,3-pyrrolidinylene, 1,3-piperidinylene, 1,4-piperidinylene, 2,4-thiazolylene, 3,4-pyridinylene, 2,4-pyridinylene, 2,5-pyridinylene, -SO<sub>2</sub>-, 2,5-pyridinylene, 1-cyclopropyl-ethylene, 1-(*sec*-butyl)-ethylene, 1-hydroxymethyl-1-ethyl-ethylene, 1-isopropyl-ethylene, 1-(2,2,2-trifluoroethyl)-ethylene, (2-fluoropropan-2-yl)-methylene, (1,1,1,3,3,3-hexafluoropropan-2-yl)-methylene, 1-(2-fluoropropan-2-yl)-ethylene, (2,2,2-trifluoroethyl)-methylene, 1,1-di(fluoromethyl)-ethylene, (hydroxymethyl)(methyl)methylene, (hydroxymethyl)(methyl)methylene, 3,3-oxetanylene, and 1-hydroxymethyl-1-isopropyl-ethylene.

In some embodiments, R<sup>14</sup> is selected from: methylene, ethylene, 1,1-cyclopropylene, 1,1-dimethyl-methylene, 1,1-cyclobutylene, *tert*-butyl-methylene, 1-methyl-4,4-piperidinylene, 4,4-tetrahydro-2*H*-pyranylene, methyl-methylene, 1,1-cyclohexylene, 1,2-cyclohexylene, 1,1-dimethyl-ethylene, 1-*tert*-butyl-ethylene, 1-ethyl-ethylene, 1-methyl-ethylene, 1-(tetrahydro-2*H*-pyran-4-yl)-ethylene, isopropyl-methylene, 1,1-cyclopentylene, benzyl-methylene, 4,4-cyclopent-1-enylene, 1,1-dioxo-hexahydro-1λ<sup>6</sup>-4,4-thiopyranylene, 1-*tert*-butoxycarbonyl-4,4-piperidinylene, 1-(pyridin-4-yl)-ethylene, 1-(pyridin-3-yl)-ethylene, 1-(pyridin-2-yl)-ethylene, 1-(4-fluoro-phenyl)-ethylene, 1-hydroxymethyl-1-methyl-ethylene, 1-carboxy-1-methyl-ethylene, 1-methoxymethyl-ethylene, 1-hydroxymethyl-ethylene, 1-(1-hydroxyethyl)-ethylene, 1,1-dimethyl-ethylene, 1-(tetrahydro-furan-3-yl)-ethylene, phenyl-methylene, 1-(3*H*-imidazol-4-ylmethyl)-ethylene, 1-(4-hydroxy-phenyl)-ethylene, benzyl-ethylene, (1-hydroxymethyl-2-methyl)-ethylene, 1-isopropyl-ethylene, pyridin-2-yl-methylene, 1,1-dimethyl-propylene, 2-hydroxy-propylene, (1-isobutyl-pyrrolidin-3-yl)-methylene, 1,3-azetidinylenes, 1,3-pyrrolidinylene, 1,3-piperidinylene, 1,4-piperidinylene, 2,4-thiazolylene, 3,4-pyridinylene, 2,4-pyridinylene, 2,5-pyridinylene, -SO<sub>2</sub>-, 2,5-pyridinylene, and 1-cyclopropyl-ethylene.

In some embodiments, R<sup>14</sup> is selected from: 1,1-cyclopropylene, 1,1-dimethyl-methylene, 1,1-cyclobutylene, *tert*-butyl-methylene, 1,1-dimethyl-ethylene, 1-*tert*-butyl-ethylene, 1-(tetrahydro-2*H*-pyran-4-yl)-ethylene, isopropyl-methylene, 1-hydroxymethyl-1-methyl-ethylene, phenyl-methylene, 1-isopropyl-ethylene, 1-(2,2,2-trifluoroethyl)-ethylene, and 1,1-di(fluoromethyl)-ethylene.

In some embodiments, R<sup>14</sup> is methylene. In some embodiments, R<sup>14</sup> is ethylene. In some embodiments, R<sup>14</sup> is 1,1-cyclopropylene. In some embodiments, R<sup>14</sup> is 1,1-dimethyl-methylene. In some embodiments, R<sup>14</sup> is 1,1-cyclobutylene. In some embodiments, R<sup>14</sup> is *tert*-butyl-methylene. In some embodiments, R<sup>14</sup> is 1-methyl-4,4-piperidinylene. In some embodiments, R<sup>14</sup> is 4,4-tetrahydro-2*H*-pyranylene. In some embodiments, R<sup>14</sup> is methyl-methylene. In some embodiments, R<sup>14</sup> is 1,1-cyclohexylene. In some embodiments, R<sup>14</sup> is 1,2-cyclohexylene. In

some embodiments, R<sup>14</sup> is 1,1-dimethyl-ethylene. In some embodiments, R<sup>14</sup> is 1-*tert*-butyl-ethylene. In some embodiments, R<sup>14</sup> is 1-ethyl-ethylene. In some embodiments, R<sup>14</sup> is 1-methyl-ethylene. In some embodiments, R<sup>14</sup> is 1-(tetrahydro-2*H*-pyran-4-yl)-ethylene. In some  
 5    embodiments, R<sup>14</sup> is isopropyl-methylene. In some embodiments, R<sup>14</sup> is 1,1-cyclopentylene. In some  
 10   embodiments, R<sup>14</sup> is benzyl-methylene. In some embodiments, R<sup>14</sup> is 4,4-cyclopent-1-  
 enylene. In some embodiments, R<sup>14</sup> is 1,1-dioxo-hexahydro-1λ<sup>6</sup>-4,4-thiopyranylene. In some  
 embodiments, R<sup>14</sup> is 1-*tert*-butoxycarbonyl-4,4-piperidinylenes. In some embodiments, R<sup>14</sup> is 1-  
 (pyridin-4-yl)-ethylene. In some embodiments, R<sup>14</sup> is 1-(pyridin-3-yl)-ethylene. In some  
 embodiments, R<sup>14</sup> is 1-(pyridin-2-yl)-ethylene. In some embodiments, R<sup>14</sup> is 1-(4-fluoro-  
 10   phenyl)-ethylene. In some embodiments, R<sup>14</sup> is 1-hydroxymethyl-1-methyl-ethylene. In some  
 embodiments, R<sup>14</sup> is 1-carboxy-1-methyl-ethylene. In some embodiments, R<sup>14</sup> is 1-  
 methoxymethyl-ethylene. In some embodiments, R<sup>14</sup> is 1-hydroxymethyl-ethylene. In some  
 embodiments, R<sup>14</sup> is 1-(1-hydroxyethyl)-ethylene. In some embodiments, R<sup>14</sup> is 1,1-dimethyl-  
 15   ethylene. In some embodiments, R<sup>14</sup> is 1-(tetrahydro-furan-3-yl)-ethylene. In some  
 embodiments, R<sup>14</sup> is phenyl-methylene. In some embodiments, R<sup>14</sup> is 1-(3*H*-imidazol-4-  
 ylmethyl)-ethylene. In some embodiments, R<sup>14</sup> is 1-(4-hydroxy-phenyl)-ethylene. In some  
 embodiments, R<sup>14</sup> is benzyl-ethylene. In some embodiments, R<sup>14</sup> is (1-hydroxymethyl-2-  
 methyl)-ethylene. In some embodiments, R<sup>14</sup> is 1-isopropyl-ethylene. In some embodiments, R<sup>14</sup>  
 is pyridin-2-yl-methylene. In some embodiments, R<sup>14</sup> is 1,1-dimethyl-propylene. In some  
 20   embodiments, R<sup>14</sup> is 2-hydroxy-propylene. In some embodiments, R<sup>14</sup> is (1-isobutyl-pyrrolidin-  
 3-yl)-methylene. In some embodiments, R<sup>14</sup> is 1,3-azetidinylenes. In some embodiments, R<sup>14</sup> is  
 1,3-pyrrolidinylenes. In some embodiments, R<sup>14</sup> is 1,3-piperidinylenes. In some embodiments, R<sup>14</sup>  
 is 1,4-piperidinylenes. In some embodiments, R<sup>14</sup> is 2,4-thiazolylenes. In some embodiments, R<sup>14</sup>  
 is 3,4-pyridinylenes. In some embodiments, R<sup>14</sup> is 2,4-pyridinylenes. In some embodiments, R<sup>14</sup> is  
 25   2,5-pyridinylenes. In some embodiments, R<sup>14</sup> is -SO<sub>2</sub>-. In some embodiments, R<sup>14</sup> is 2,5-  
 pyridinylenes. In some embodiments, R<sup>14</sup> is 1-cyclopropyl-ethylene. In some embodiments, R<sup>14</sup> is  
 1-(*sec*-butyl)-ethylene. In some embodiments, R<sup>14</sup> is 1-hydroxymethyl-1-ethyl-ethylene. In some  
 embodiments, R<sup>14</sup> is 1-isopropyl-ethylene. In some embodiments, R<sup>14</sup> is 1-(2,2,2-trifluoroethyl)-  
 ethylene. In some embodiments, R<sup>14</sup> is (2-fluoropropan-2-yl)-methylene. In some embodiments,  
 30   R<sup>14</sup> is (1,1,1,3,3,3-hexafluoropropan-2-yl)-methylene. In some embodiments, R<sup>14</sup> is 1-(2-  
 fluoropropan-2-yl)-ethylene. In some embodiments, R<sup>14</sup> is (2,2,2-trifluoroethyl)-methylene. In  
 some embodiments, R<sup>14</sup> is 1,1-di(fluoromethyl)-ethylene. In some embodiments, R<sup>14</sup> is  
 (hydroxymethyl)(methyl)methylene. In some embodiments, R<sup>14</sup> is  
 (hydroxymethyl)(methyl)methylene. In some embodiments, R<sup>14</sup> is 3,3-oxetanylenes. In some  
 35   embodiments, R<sup>14</sup> is 1-hydroxymethyl-1-isopropyl-ethylene.

In some embodiments, R<sup>14</sup> is absent.

The Group R<sup>15</sup>:

In some embodiments, R<sup>15</sup> is selected from: -C(O)NH-, -C(O)-, -C(O)O-, C<sub>1</sub>-C<sub>6</sub> alkylene, C<sub>3</sub>-C<sub>7</sub> cycloalkylene, heteroarylene, and heterocyclylene; wherein said heterocyclylene is optionally substituted with C<sub>1</sub>-C<sub>6</sub> alkyl.

In some embodiments, R<sup>15</sup> is selected from: -C(O)NH-, -C(O)-, C<sub>1</sub>-C<sub>6</sub> alkylene, C<sub>3</sub>-C<sub>7</sub> cycloalkylene, heteroarylene, and heterocyclylene; wherein said heterocyclylene is optionally substituted with C<sub>1</sub>-C<sub>6</sub> alkyl.

In some embodiments, R<sup>15</sup> is selected from: -C(O)NH-, -C(O)-, -C(O)O-, C<sub>1</sub>-C<sub>6</sub> alkylene, C<sub>3</sub>-C<sub>7</sub> cycloalkylene, heteroarylene, and heterocyclylene; wherein said heterocyclylene is optionally substituted with methyl.

In some embodiments, R<sup>15</sup> is selected from: -C(O)NH-, -C(O)-, C<sub>1</sub>-C<sub>6</sub> alkylene, C<sub>3</sub>-C<sub>7</sub> cycloalkylene, heteroarylene, and heterocyclylene; wherein said heterocyclylene is optionally substituted with methyl.

In some embodiments, R<sup>15</sup> is selected from: pyrrolidinylene, piperidinylene, pyridinylene, azetidinylen, -C(O)NH-, -C(O)-, -C(O)O-, morpholinylene, methylene, ethylene, cyclopropylene, tetrahydropyranylene, cyclopentylene, tetrahydrothiophenylene, oxotetrahydrothiophenylene; wherein said piperidinylene is optionally substituted with methyl.

In some embodiments, R<sup>15</sup> is selected from: pyrrolidinylene, piperidinylene, pyridinylene, azetidinylen, -C(O)NH-, -C(O)-, morpholinylene, methylene, ethylene, cyclopropylene, tetrahydropyranylene, cyclopentylene, tetrahydrothiophenylene, oxotetrahydrothiophenylene; wherein said piperidinylene is optionally substituted with methyl.

In some embodiments, R<sup>15</sup> is selected from: 1,3-pyrrolidinylene, 1,4-piperidinylene, 2,6-pyridinylene, 1,3-azetidinylen, -C(O)NH-, -C(O)-, -C(O)O-, 1,2-pyrrolidinylene, 2,4-morpholinylene, ethylene, methylene, 1,1-cyclopentylene, 4,4-tetrahydro-2H-pyranylene, 3,3-tetrahydro-thiophenylene, 1,1-cyclopropylene, 1-methyl-4,4-piperidinylene, and 1-oxo-tetrahydro-1λ<sup>4</sup>-3,3-thiophenylene.

In some embodiments, R<sup>15</sup> is selected from: 1,3-pyrrolidinylene, 1,4-piperidinylene, 2,6-pyridinylene, 1,3-azetidinylen, -C(O)NH-, -C(O)-, 1,2-pyrrolidinylene, 2,4-morpholinylene, ethylene, methylene, 1,1-cyclopentylene, 4,4-tetrahydro-2H-pyranylene, 3,3-tetrahydro-thiophenylene, 1,1-cyclopropylene, 1-methyl-4,4-piperidinylene, and 1-oxo-tetrahydro-1λ<sup>4</sup>-3,3-thiophenylene.

In some embodiments, R<sup>15</sup> is selected from: -C(O)NH- and -C(O)O-.

In some embodiments, R<sup>15</sup> is 1,3-pyrrolidinylene. In some embodiments, R<sup>15</sup> is 1,4-piperidinylene. In some embodiments, R<sup>15</sup> is 2,6-pyridinylene. In some embodiments, R<sup>15</sup> is 1,3-azetidinylen. In some embodiments, R<sup>15</sup> is -C(O)NH-. In some embodiments, R<sup>15</sup> is -C(O)-. In some embodiments, R<sup>15</sup> is 1,2-pyrrolidinylene. In some embodiments, R<sup>15</sup> is 2,4-morpholinylene. In some embodiments, R<sup>15</sup> is ethylene. In some embodiments, R<sup>15</sup> is methylene. In some embodiments, R<sup>15</sup> is 1,1-cyclopentylene. In some embodiments, R<sup>15</sup> is 4,4-tetrahydro-

2*H*-pyranylene. In some embodiments, R<sup>15</sup> is 3,3-tetrahydro-thiophenylene. In some embodiments, R<sup>15</sup> is 1,1-cyclopropylene. In some embodiments, R<sup>15</sup> is 1-methyl-4,4-piperidinylene. In some embodiments, R<sup>15</sup> is 1-oxo-tetrahydro-1λ<sup>4</sup>-3,3-thiophenylene.

In some embodiments, R<sup>15</sup> is absent.

5     The Group R<sup>16</sup>:

In some embodiments, R<sup>16</sup> is C<sub>1</sub>-C<sub>6</sub> alkylene.

In some embodiments, R<sup>16</sup> is selected from: ethylene, methylene, isopropyl-methylene, and propylene.

10     In some embodiments, R<sup>16</sup> is selected from: methylene, isopropyl-methylene, and propylene.

In some embodiments, R<sup>16</sup> is selected from: ethylene, and methylene.

In some embodiments, R<sup>16</sup> is ethylene.

In some embodiments, R<sup>16</sup> is methylene.

In some embodiments, R<sup>16</sup> is absent.

15     The Group R<sup>17</sup>:

20     In some embodiments, R<sup>17</sup> is selected from: H, C<sub>1</sub>-C<sub>6</sub> alkoxy, C<sub>1</sub>-C<sub>6</sub> alkyl, C<sub>1</sub>-C<sub>6</sub> alkylamino, C<sub>1</sub>-C<sub>6</sub> alkylcarboxamide, C<sub>2</sub>-C<sub>6</sub> alkynyl, ureyl, amino, aryl, arylamino, arylcarbonyl, aryloxy, carbo-C<sub>1</sub>-C<sub>6</sub>-alkoxy, carboxamide, carboxy, cyano, C<sub>3</sub>-C<sub>7</sub> cycloalkyl, C<sub>5</sub>-C<sub>11</sub> bicycloalkyl, C<sub>3</sub>-C<sub>7</sub> cycloalkylamino, C<sub>2</sub>-C<sub>8</sub> dialkylamino, C<sub>2</sub>-C<sub>8</sub> dialkylsulfonamide, C<sub>1</sub>-C<sub>6</sub> haloalkyl, heteroaryl, heteroaryloxy, heterobicycyl, heterocycyl, hydroxyl, and phosphonoxy; wherein said C<sub>1</sub>-C<sub>6</sub> alkylamino, aryl, arylamino, aryloxy, C<sub>5</sub>-C<sub>11</sub> bicycloalkyl, C<sub>3</sub>-C<sub>7</sub> cycloalkyl, heteroaryl, heterobicycyl, heterocycyl, and ureyl are each optionally substituted with one or more substituents selected from: C<sub>1</sub>-C<sub>6</sub> alkoxy, C<sub>1</sub>-C<sub>6</sub> alkoxy-carbonyl, C<sub>1</sub>-C<sub>6</sub> alkyl, C<sub>1</sub>-C<sub>6</sub> alkylsulfonyl, amino, aryl, carboxy, cyano, C<sub>3</sub>-C<sub>7</sub> cycloalkyl, C<sub>3</sub>-C<sub>7</sub> cycloalkylamino, C<sub>2</sub>-C<sub>8</sub> dialkylamino, C<sub>1</sub>-C<sub>6</sub> haloalkoxy, C<sub>1</sub>-C<sub>6</sub> haloalkyl, halogen, heteroaryl, heterocycyl, and hydroxyl.

In some embodiments, R<sup>17</sup> is selected from: H, C<sub>1</sub>-C<sub>6</sub> alkyl, C<sub>1</sub>-C<sub>6</sub> alkylamino, amino, aryl, carboxy, cyano, C<sub>1</sub>-C<sub>6</sub> haloalkyl, heteroaryl, hydroxyl, and phosphonoxy; wherein said aryl is optionally substituted with one hydroxyl group.

30     In some embodiments, R<sup>17</sup> is selected from: H, C<sub>1</sub>-C<sub>6</sub> alkoxy, C<sub>1</sub>-C<sub>6</sub> alkyl, C<sub>1</sub>-C<sub>6</sub> alkylamino, C<sub>1</sub>-C<sub>6</sub> alkylcarboxamide, C<sub>2</sub>-C<sub>6</sub> alkynyl, ureyl, amino, aryl, arylamino, arylcarbonyl, aryloxy, carbo-C<sub>1</sub>-C<sub>6</sub>-alkoxy, carboxamide, carboxy, cyano, C<sub>3</sub>-C<sub>7</sub> cycloalkyl, C<sub>5</sub>-C<sub>11</sub> bicycloalkyl, C<sub>3</sub>-C<sub>7</sub> cycloalkylamino, C<sub>2</sub>-C<sub>8</sub> dialkylamino, C<sub>2</sub>-C<sub>8</sub> dialkylsulfonamide, C<sub>1</sub>-C<sub>6</sub> haloalkyl, heteroaryl, heteroaryloxy, heterobicycyl, heterocycyl, hydroxyl, and phosphonoxy; wherein said C<sub>1</sub>-C<sub>6</sub> alkylamino, amino, aryl, arylamino, aryloxy, C<sub>5</sub>-C<sub>11</sub> bicycloalkyl, C<sub>3</sub>-C<sub>7</sub> cycloalkyl, C<sub>3</sub>-C<sub>7</sub> cycloalkylamino, heteroaryl, heterobicycyl, heterocycyl, and ureyl are each optionally substituted with one or more substituents selected from: amino, *tert*-

butoxycarbonylamino, methyl, *tert*-butoxycarbonyl, ethyl, hydroxyl, isopropyl, *tert*-butyl, fluoro, chloro, methoxy, methanesulfonyl, carboxy, trifluoromethoxy, difluoromethoxy, dimethylamino, methoxycarbonyl, ethoxycarbonyl, carboxy, carboxamide, trifluoromethyl, diethylamino, cyano, *tert*-butylamino, cyclopropyl, cyclobutyl, phenyl, bromo, 1-methyl-  
 5 pyrrolidinyl, 2,2,2-trifluoroethyl, and 1,1-dioxo-tetrahydro-1 $\lambda^6$ -thiophen-3-yl.

In some embodiments, R<sup>17</sup> is selected from: H, C<sub>1</sub>-C<sub>6</sub> alkoxy, C<sub>1</sub>-C<sub>6</sub> alkyl, C<sub>1</sub>-C<sub>6</sub> alkylamino, C<sub>1</sub>-C<sub>6</sub> alkylcarboxamide, C<sub>2</sub>-C<sub>6</sub> alkynyl, ureyl, amino, aryl, arylamino, arylcarbonyl, aryloxy, carbo-C<sub>1</sub>-C<sub>6</sub>-alkoxy, carboxamide, carboxy, cyano, C<sub>3</sub>-C<sub>7</sub> cycloalkyl, C<sub>5</sub>-C<sub>11</sub> bicycloalkyl, C<sub>3</sub>-C<sub>7</sub> cycloalkylamino, C<sub>2</sub>-C<sub>8</sub> dialkylamino, C<sub>2</sub>-C<sub>8</sub> dialkylsulfonamide, C<sub>1</sub>-C<sub>6</sub>  
 10 haloalkyl, heteroaryl, heteroaryloxy, heterobicycyl, heterocycyl, hydroxyl, and phosphonoxy; wherein said C<sub>1</sub>-C<sub>6</sub> alkylamino, aryl, arylamino, aryloxy, C<sub>5</sub>-C<sub>11</sub> bicycloalkyl, C<sub>3</sub>-C<sub>7</sub> cycloalkyl, C<sub>3</sub>-C<sub>7</sub> cycloalkylamino, heteroaryl, heterobicycyl, heterocycyl, and ureyl are each optionally substituted with one or more substituents selected from: amino, 1-*tert*-butoxycarbonylamino, methyl, 1-*tert*-butoxycarbonyl, ethyl, hydroxyl, isopropyl, *tert*-butyl, fluoro, chloro, methoxy, methanesulfonyl, carboxy, trifluoromethoxy, difluoromethoxy, dimethylamino,  
 15 methoxycarbonyl, ethoxycarbonyl, carboxy, carboxamide, trifluoromethyl, diethylamino, cyano, *tert*-butylamino, cyclopropyl, cyclobutyl, phenyl, bromo, and 1-methyl-pyrrolidinyl.

In some embodiments, R<sup>17</sup> is selected from: H, C<sub>1</sub>-C<sub>6</sub> alkyl, C<sub>1</sub>-C<sub>6</sub> alkylamino, amino, aryl, carboxy, cyano, C<sub>3</sub>-C<sub>7</sub> cycloalkyl, C<sub>1</sub>-C<sub>6</sub> haloalkyl, heteroaryl, heterocycyl, hydroxyl, and  
 20 phosphonoxy; wherein said aryl and C<sub>3</sub>-C<sub>7</sub> cycloalkyl are each optionally substituted with one or more substituents selected from: hydroxyl and trifluoromethyl.

In some embodiments, R<sup>17</sup> is selected from: H, amino, 1-*tert*-butoxycarbonylamino, morpholin-4-yl, 4-methyl-piperidin-1-yl, piperidin-4-yl, 1-*tert*-butoxycarbonyl-piperidin-3-yl, tetrahydro-thiopyran-4-yl, 1-oxo-hexahydro-1 $\lambda^4$ -thiopyran-4-yl, tetrahydro-pyran-4-yl,  
 25 pyrrolidin-1-yl, 1-*tert*-butoxycarbonyl-azetidin-3-yl, 2,6-dimethyl-morpholin-4-yl, piperidin-1-yl, 1-*tert*-butoxycarbonyl-piperidin-4-yl, 1,1-dioxo-hexahydro-1 $\lambda^6$ -thiopyran-4-yl, tetrahydro-furan-2-yl, 1-ethyl-pyrrolidin-2-yl, 1-methyl-pyrrolidin-2-yl, morpholin-2-yl, 1-methyl-piperidin-2-yl, 1-methyl-piperidin-4-yl, 4-hydroxy-1-methyl-piperidin-4-yl, thiomorpholin-4-yl, tetrahydro-furan-3-yl, 1-*tert*-butoxycarbonyl-pyrrolidin-4-yl, 1,2,2,6,6-pentamethyl-piperidin-4-yl, 1,1-dioxo-tetrahydro-1 $\lambda^6$ -thiophen-3-yl, 4-methyl-morpholin-2-yl, 4-*tert*-butoxycarbonyl - morpholin-2-yl, 1-isopropyl-piperidin-4-yl, 4-hydroxy-1,1-dioxo-tetrahydro-1 $\lambda^6$ -thiophen-3-yl, 3-methyl-1,1-dioxo-tetrahydro-1 $\lambda^6$ -thiophen-3-yl, phenyl, 2-hydroxy-indan-1-yl, indan-1-yl, cyclopentyl, 2-hydroxy-cyclopentyl, cyclobutyl, 2-hydroxy-cyclohexyl, 1,3,3-trimethyl-bicyclo[2.2.1]hept-2-yl, 6,6-dimethyl-bicyclo[3.1.1]hept-2-yl, 1-aza-bicyclo[2.2.2]oct-3-yl, 9-  
 30 methyl-9-aza-bicyclo[3.3.1]non-1-yl, 3-azepan-1-yl, 2-fluoro-phenyl, 2-chloro-phenyl, 4-fluoro-phenyl, 4-chloro-phenyl, 3-fluoro-phenyl, 5-fluoro-2-methoxy-phenyl, 2-fluoro-4-methanesulfonyl-phenyl, 4-carboxy-2-fluoro-phenyl, 2,5-difluoro-phenyl, *m*-tolyl, *o*-tolyl, 2,5-

dimethyl-phenyl, 2,3-dimethyl-phenyl, 4-hydroxy-3-methoxy-phenyl, 2,4-dimethoxy-phenyl, 2,3-dimethoxy-phenyl, 3,5-dimethoxy-phenyl, 4-methoxy-phenyl, 3-methoxy-phenyl, 2-methoxy-phenyl, 3-hydroxy-phenyl, 4-hydroxy-phenyl, 2-hydroxy-phenyl, 5-fluoro-2-hydroxy-phenyl, 3-trifluoromethoxy-phenyl, 4-difluoromethoxy-phenyl, 3-difluoromethoxy-phenyl, 4-fluoro-phenoxy, 2-dimethylamino-phenyl, 4-dimethylamino-phenyl, 6-fluoro-4*H*-benzo[1,3]dioxin-8-yl, benzo[1,3]dioxol-5-yl, pyrimidin-2-yl, pyrimidin-4-yl, 2,6-dimethylpyrimidin-4-yl, pyridazin-3-yl, 5-methyl-pyrazin-2-yl, 6-methoxy-pyrimidin-4-yl, pyrazin-2-yl, 3,5-dimethyl-pyrazin-2-yl, 5-fluoro-2-oxo-2,3-dihydro-pyrimidin-4-yl, hydroxyl, methoxycarbonyl, ethoxycarbonyl, carboxy, 1-piperidin-1-yl, carboxamide, methoxy, trifluoromethyl, methyl, *tert*-butyl, diethylamino, dimethylamino, cyano, *tert*-butylamino, cyclopropyl, pyridin-3-yloxy, 1*H*-tetrazol-5-yl, 5-methyl-[1,2,4]oxadiazol-3-yl, phosphonoxy, cyclobutylamino, phenylamino, 1-*tert*-butyl-3-methylureido, 3-methyl-1-phenylureido, *N*-*tert*-butylmethylsulfonamido, 1-cyclobutyl-3-methylureido, methylcarbamoyl, 5-hydroxy-1*H*-indol-3-yl, 1*H*-benzoimidazol-2-yl, 5,7-dimethyl-pyrazolo[1,5-*a*]pyrimidin-2-yl, 1*H*-benzoimidazol-2-yl, 2-(*tert*-butoxycarbonyl)-3,4-dihydro-1*H*-isoquinoline-2-yl, quinolin-3-yl, quinolin-4-yl, 2-methyl-quinolin-4-yl, benzooxazol-2-yl, 1-methyl-1,2,3,4-tetrahydro-quinolin-7-yl, 2,3-dihydro-benzofuran-3-yl, benzothiazol-2-yl, 1,4-dimethyl-1*H*-pyrrol-2-yl, 3-methyl-3*H*-imidazol-4-yl, 1*H*-imidazol-4-yl, 5-hydroxy-1*H*-pyrazol-3-yl, 1-methyl-1*H*-pyrazol-3-yl, 4-pyridin-2-yl-thiazol-2-yl, 5-methyl-thiazol-2-yl, oxazol-4-yl, 4-phenyl-thiazol-2-yl, 5-*tert*-butyl-isoxazol-3-yl, pyridin-2-yl, pyridin-3-yl, pyridin-4-yl, 3-hydroxy-pyridin-2-yl, 6-hydroxy-pyridin-3-yl, 3-hydroxy-pyridin-4-yl, 4-hydroxy-pyridin-2-yl, 6-hydroxy-pyridin-2-yl, 2-hydroxy-pyridin-3-yl, 2-methoxy-pyridin-3-yl, 5-methoxy-pyridin-2-yl, 4-methoxy-pyridin-2-yl, 2-methoxy-pyridin-4-yl, 6-methoxy-pyridin-2-yl, 6-methoxy-pyridin-3-yl, 3-fluoro-pyridin-2-yl, 2-fluoro-pyridin-3-yl, 6-fluoro-pyridin-2-yl, 5-fluoro-pyridin-2-yl, 6-fluoro-pyridin-3-yl, 3-fluoro-pyridin-4-yl, 3-methyl-pyridin-2-yl, 3-methyl-pyridin-4-yl, 6-methyl-pyridin-2-yl, 4-methyl-pyridin-2-yl, 6-methyl-pyridin-3-yl, 2-methyl-pyridin-3-yl, 5-trifluoromethyl-pyridin-2-yl, 6-trifluoromethyl-pyridin-3-yl, 4-trifluoromethyl-pyridin-2-yl, 3-chloro-5-trifluoromethyl-pyridin-2-yl, 4,6-dimethyl-pyridin-2-yl, 4,6-dimethyl-pyridin-2-yl, 3-chloro-5-methyl-pyridin-2-yl, 6-cyano-pyridin-3-yl, 3-cyano-5-methyl-pyridin-2-yl, 3-cyano-5-methyl-pyridin-2-yl, 3-chloro-5-methyl-pyridin-2-yl, 2-chloro-pyridin-3-yl, 5-chloro-pyridin-2-yl, 6-chloro-2-methyl-pyridin-3-yl, 6-chloro-pyridin-3-yl, 3-chloro-pyridin-4-yl, 6-bromo-2-methyl-pyridin-3-yl, 5-bromo-3-methyl-pyridin-2-yl, 6-carboxypyridin-2-yl, 6-methanesulfonyl-4-methyl-pyridin-3-yl, 6-methanesulfonyl-4-methyl-pyridin-3-yl, 6-methanesulfonyl-2-methyl-pyridin-3-yl, 6-methanesulfonyl-pyridin-3-yl, 2,6-dimethoxy-pyridin-3-yl, 5-fluoro-1-oxy-pyridin-2-yl, 1-oxy-pyridin-2-yl, 6-pyrrolidin-1-yl-pyridin-2-ylmethyl, 5-(1-methyl-pyrrolidin-2-yl)-pyridin-2-yl, 6-morpholin-4-yl-pyridin-2-yl, 6-morpholin-4-yl-pyridin-3-yl, ethynyl, *tert*-butyl(methyl)amino, 2,2,2-trifluoroethyl, *N*-cyclobutylmethylsulfonamido, *N*-phenylmethylsulfonamido,

hydroxy(methyl)amino, methoxy(methyl)amino, azetidin-1-yl, *tert*-butoxy, fluoromethyl, 2,2,2-trifluoroethylamino, and (1,1-dioxo-tetrahydro-1 $\lambda^6$ -thiophen-3-yl)amino.

In some embodiments, R<sup>17</sup> is selected from: H, amino, 1-*tert*-butoxycarbonylamino, morpholin-4-yl, 4-methyl-piperidin-1-yl, piperidin-4-yl, 1-*tert*-butoxycarbonyl-piperidin-3-yl, 5 tetrahydro-thiopyran-4-yl, 1-oxo-hexahydro-1 $\lambda^4$ -thiopyran-4-yl, tetrahydro-pyran-4-yl, pyrrolidin-1-yl, 1-*tert*-butoxycarbonyl-azetidin-3-yl, 2,6-dimethyl-morpholin-4-yl, piperidin-1-yl, 1-*tert*-butoxycarbonyl-piperidin-4-yl, 1,1-dioxo-hexahydro-1 $\lambda^6$ -thiopyran-4-yl, tetrahydro-furan-2-yl, 1-ethyl-pyrrolidin-2-yl, 1-methyl-pyrrolidin-2-yl, morpholin-2-yl, 1-methyl-piperidin-2-yl, 1-methyl-piperidin-4-yl, 4-hydroxy-1-methyl-piperidin-4-yl, thiomorpholin-4-yl, 10 tetrahydro-furan-3-yl, 1-*tert*-butoxycarbonyl-pyrrolidin-4-yl, 1,2,2,6,6-pentamethyl-piperidin-4-yl, 1,1-dioxo-tetrahydro-1 $\lambda^6$ -thiophen-3-yl, 4-methyl-morpholin-2-yl, 4-*tert*-butoxycarbonyl - morpholin-2-yl, 1-isopropyl-piperidin-4-yl, 4-hydroxy-1,1-dioxo-tetrahydro-1 $\lambda^6$ -thiophen-3-yl, 3-methyl-1,1-dioxo-tetrahydro-1 $\lambda^6$ -thiophen-3-yl, phenyl, 2-hydroxy-indan-1-yl, indan-1-yl, cyclopentyl, 2-hydroxy-cyclopentyl, cyclobutyl, 2-hydroxy-cyclohexyl, 1,3,3-trimethyl- 15 bicyclo[2.2.1]hept-2-yl, 6,6-dimethyl-bicyclo[3.1.1]hept-2-yl, 1-aza-bicyclo[2.2.2]oct-3-yl, 9-methyl-9-aza-bicyclo[3.3.1]non-1-yl, 3-azepan-1-yl, 2-fluoro-phenyl, 2-chloro-phenyl, 4-fluoro-phenyl, 4-chloro-phenyl, 3-fluoro-phenyl, 5-fluoro-2-methoxy-phenyl, 2-fluoro-4-methanesulfonyl-phenyl, 4-carboxy-2-fluoro-phenyl, 2,5-difluoro-phenyl, *m*-tolyl, *o*-tolyl, 2,5-dimethyl-phenyl, 2,3-dimethyl-phenyl, 4-hydroxy-3-methoxy-phenyl, 2,4-dimethoxy-phenyl, 20 2,3-dimethoxy-phenyl, 3,5-dimethoxy-phenyl, 4-methoxy-phenyl, 3-methoxy-phenyl, 2-methoxy-phenyl, 3-hydroxy-phenyl, 4-hydroxy-phenyl, 2-hydroxy-phenyl, 5-fluoro-2-hydroxy-phenyl, 3-trifluoromethoxy-phenyl, 4-difluoromethoxy-phenyl, 3-difluoromethoxy-phenyl, 4-fluoro-phenoxy, 2-dimethylamino-phenyl, 4-dimethylamino-phenyl, 6-fluoro-4*H*- benzo[1,3]dioxin-8-yl, benzo[1,3]dioxol-5-yl, pyrimidin-2-yl, pyrimidin-4-yl, 2,6-dimethyl- 25 pyrimidin-4-yl, pyridazin-3-yl, 5-methyl-pyrazin-2-yl, 6-methoxy-pyrimidin-4-yl, pyrazin-2-yl, 3,5-dimethyl-pyrazin-2-yl, 5-fluoro-2-oxo-2,3-dihydro-pyrimidin-4-yl, hydroxyl, methoxycarbonyl, ethoxycarbonyl, carboxy, 1-piperidin-1-yl, carboxamide, methoxy, trifluoromethyl, methyl, *tert*-butyl, diethylamino, dimethylamino, cyano, *tert*-butylamino, cyclopropyl, pyridin-3-yloxy, 1*H*-tetrazol-5-yl, 5-methyl-[1,2,4]oxadiazol-3-yl, phosphonoxy, 30 cyclobutylamino, phenylamino, 1-*tert*-butyl-3-methylureido, 3-methyl-1-phenylureido, *N*-*tert*-butylmethylsulfonamido, 1-cyclobutyl-3-methylureido, methylcarbamoyl, 5-hydroxy-1*H*-indol-3-yl, 1*H*-benzoimidazol-2-yl, 5,7-dimethyl-pyrazolo[1,5-*a*]pyrimidin-2-yl, 1*H*-benzoimidazol-2-yl, 2-(*tert*-butoxycarbonyl)- 3,4-dihydro-1*H*-isoquinoline-2-yl, quinolin-3-yl, quinolin-4-yl, 2-methyl-quinolin-4-yl, benzooxazol-2-yl, 1-methyl-1,2,3,4-tetrahydro-quinolin-7-yl, 2,3-dihydro- 35 benzofuran-3-yl, benzothiazol-2-yl, 1,4-dimethyl-1*H*-pyrrol-2-yl, 3-methyl-3*H*-imidazol-4-yl, 1*H*-imidazol-4-yl, 5-hydroxy-1*H*-pyrazol-3-yl, 1-methyl-1*H*-pyrazol-3-yl, 4-pyridin-2-yl-thiazol-2-yl, 5-methyl-thiazol-2-yl, oxazol-4-yl, 4-phenyl-thiazol-2-yl, 5-*tert*-butyl-isoxazol-3-

yl, pyridin-2-yl, pyridin-3-yl, pyridin-4-yl, 3-hydroxy-pyridin-2-yl, 6-hydroxy-pyridin-3-yl, 3-hydroxy-pyridin-4-yl, 4-hydroxy-pyridin-2-yl, 6-hydroxy-pyridin-2-yl, 2-hydroxy-pyridin-3-yl, 2-methoxy-pyridin-3-yl, 5-methoxy-pyridin-2-yl, 4-methoxy-pyridin-2-yl, 2-methoxy-pyridin-4-yl, 6-methoxy-pyridin-2-yl, 6-methoxy-pyridin-3-yl, 3-fluoro-pyridin-2-yl, 2-fluoro-pyridin-3-yl, 6-fluoro-pyridin-2-yl, 5-fluoro-pyridin-2-yl, 6-fluoro-pyridin-3-yl, 3-fluoro-pyridin-4-yl, 3-methyl-pyridin-2-yl, 3-methyl-pyridin-4-yl, 6-methyl-pyridin-2-yl, 4-methyl-pyridin-2-yl, 6-methyl-pyridin-3-yl, 2-methyl-pyridin-3-yl, 5-trifluoromethyl-pyridin-2-yl, 6-trifluoromethyl-pyridin-3-yl, 4-trifluoromethyl-pyridin-2-yl, 3-chloro-5-trifluoromethyl-pyridin-2-yl, 4,6-dimethyl-pyridin-2-yl, 4,6-dimethyl-pyridin-2-yl, 3-chloro-5-methyl-pyridin-2-yl, 6-cyano-pyridin-3-yl, 3-cyano-5-methyl-pyridin-2-yl, 3-cyano-5-methyl-pyridin-2-yl, 3-chloro-5-methyl-pyridin-2-yl, 2-chloro-pyridin-3-yl, 5-chloro-pyridin-2-yl, 6-chloro-2-methyl-pyridin-3-yl, 6-chloro-pyridin-3-yl, 3-chloro-pyridin-4-yl, 6-bromo-2-methyl-pyridin-3-yl, 5-bromo-3-methyl-pyridin-2-yl, 6-carboxypyridin-2-yl, 6-methanesulfonyl-4-methyl-pyridin-3-yl, 6-methanesulfonyl-4-methyl-pyridin-3-yl, 6-methanesulfonyl-2-methyl-pyridin-3-yl, 6-methanesulfonyl-pyridin-3-yl, 2,6-dimethoxy-pyridin-3-yl, 5-fluoro-1-oxy-pyridin-2-yl, 1-oxy-pyridin-2-yl, 6-pyrrolidin-1-yl-pyridin-2-ylmethyl, 5-(1-methyl-pyrrolidin-2-yl)-pyridin-2-yl, 6-morpholin-4-yl-pyridin-2-yl, 6-morpholin-4-yl-pyridin-3-yl, ethynyl, *tert*-butyl(methyl)amino, 2,2,2-trifluoroethyl, *N*-cyclobutylmethylsulfonamido, *N*-phenylmethylsulfonamido, hydroxy(methyl)amino, methoxy(methyl)amino, azetidin-1-yl, and *tert*-butoxy.

In some embodiments, R<sup>17</sup> is selected from: is selected from: amino, 2-hydroxy-indan-1-yl, hydroxyl, carboxy, trifluoromethyl, methyl, *tert*-butyl, cyano, *tert*-butylamino, phosphonoxy, pyridin-2-yl, and fluoromethyl.

In some embodiments, R<sup>17</sup> is H. In some embodiments, R<sup>17</sup> is amino. In some embodiments, R<sup>17</sup> is 1-*tert*-butoxycarbonylamino. In some embodiments, R<sup>17</sup> is morpholin-4-yl. In some embodiments, R<sup>17</sup> is 4-methyl-piperidin-1-yl. In some embodiments, R<sup>17</sup> is piperidin-4-yl. In some embodiments, R<sup>17</sup> is 1-*tert*-butoxycarbonyl-piperidin-3-yl. In some embodiments, R<sup>17</sup> is tetrahydro-thiopyran-4-yl. In some embodiments, R<sup>17</sup> is 1-oxo-hexahydro-1λ<sup>4</sup>-thiopyran-4-yl. In some embodiments, R<sup>17</sup> is tetrahydro-pyran-4-yl. In some embodiments, R<sup>17</sup> is pyrrolidin-1-yl. In some embodiments, R<sup>17</sup> is 1-*tert*-butoxycarbonyl-azetidin-3-yl. In some embodiments, R<sup>17</sup> is 2,6-dimethyl-morpholin-4-yl. In some embodiments, R<sup>17</sup> is piperidin-1-yl. In some embodiments, R<sup>17</sup> is 1-*tert*-butoxycarbonyl-piperidin-4-yl. In some embodiments, R<sup>17</sup> is 1,1-dioxo-hexahydro-1λ<sup>6</sup>-thiopyran-4-yl. In some embodiments, R<sup>17</sup> is tetrahydro-furan-2-yl. In some embodiments, R<sup>17</sup> is 1-ethyl-pyrrolidin-2-yl. In some embodiments, R<sup>17</sup> is 1-methyl-pyrrolidin-2-yl. In some embodiments, R<sup>17</sup> is morpholin-2-yl. In some embodiments, R<sup>17</sup> is 1-methyl-piperidin-2-yl. In some embodiments, R<sup>17</sup> is 1-methyl-piperidin-4-yl. In some embodiments, R<sup>17</sup> is 4-hydroxy-1-methyl-piperidin-4-yl. In some embodiments, R<sup>17</sup> is thiomorpholin-4-yl. In some embodiments, R<sup>17</sup> is tetrahydro-furan-3-yl. In some embodiments,



R<sup>17</sup> is 1-*tert*-butoxycarbonyl-pyrrolidin-4-yl. In some embodiments, R<sup>17</sup> is 1,2,2,6,6-pentamethyl-piperidin-4-yl. In some embodiments, R<sup>17</sup> is 1,1-dioxo-tetrahydro-1λ<sup>6</sup>-thiophen-3-yl. In some embodiments, R<sup>17</sup> is 4-methyl-morpholin-2-yl. In some embodiments, R<sup>17</sup> is 4-*tert*-butoxycarbonyl -morpholin-2-yl. In some embodiments, R<sup>17</sup> is 1-isopropyl-piperidin-4-yl. In some embodiments, R<sup>17</sup> is 4-hydroxy-1,1-dioxo-tetrahydro-1λ<sup>6</sup>-thiophen-3-yl. In some embodiments, R<sup>17</sup> is 3-methyl-1,1-dioxo-tetrahydro-1λ<sup>6</sup>-thiophen-3-yl. In some embodiments, R<sup>17</sup> is phenyl. In some embodiments, R<sup>17</sup> is 2-hydroxy-indan-1-yl. In some embodiments, R<sup>17</sup> is indan-1-yl. In some embodiments, R<sup>17</sup> is cyclopentyl. In some embodiments, R<sup>17</sup> is 2-hydroxy-cyclopentyl. In some embodiments, R<sup>17</sup> is cyclobutyl. In some embodiments, R<sup>17</sup> is 2-hydroxy-cyclohexyl. In some embodiments, R<sup>17</sup> is 1,3,3-trimethyl-bicyclo[2.2.1]hept-2-yl. In some embodiments, R<sup>17</sup> is 6,6-dimethyl-bicyclo[3.1.1]hept-2-yl. In some embodiments, R<sup>17</sup> is 1-aza-bicyclo[2.2.2]oct-3-yl. In some embodiments, R<sup>17</sup> is 9-methyl-9-aza-bicyclo[3.3.1]non-1-yl. In some embodiments, R<sup>17</sup> is 3-azepan-1-yl. In some embodiments, R<sup>17</sup> is 2-fluoro-phenyl. In some embodiments, R<sup>17</sup> is 2-chloro-phenyl. In some embodiments, R<sup>17</sup> is 4-fluoro-phenyl. In some embodiments, R<sup>17</sup> is 4-chloro-phenyl. In some embodiments, R<sup>17</sup> is 3-fluoro-phenyl. In some embodiments, R<sup>17</sup> is 5-fluoro-2-methoxy-phenyl. In some embodiments, R<sup>17</sup> is 2-fluoro-4-methanesulfonyl-phenyl. In some embodiments, R<sup>17</sup> is 4-carboxy-2-fluoro-phenyl. In some embodiments, R<sup>17</sup> is 2,5-difluoro-phenyl. In some embodiments, R<sup>17</sup> is *m*-tolyl. In some embodiments, R<sup>17</sup> is *o*-tolyl. In some embodiments, R<sup>17</sup> is 2,5-dimethyl-phenyl. In some embodiments, R<sup>17</sup> is 2,3-dimethyl-phenyl. In some embodiments, R<sup>17</sup> is 4-hydroxy-3-methoxy-phenyl. In some embodiments, R<sup>17</sup> is 2,4-dimethoxy-phenyl. In some embodiments, R<sup>17</sup> is 2,3-dimethoxy-phenyl. In some embodiments, R<sup>17</sup> is 3,5-dimethoxy-phenyl. In some embodiments, R<sup>17</sup> is 4-methoxy-phenyl. In some embodiments, R<sup>17</sup> is 3-methoxy-phenyl. In some embodiments, R<sup>17</sup> is 2-methoxy-phenyl. In some embodiments, R<sup>17</sup> is 3-hydroxy-phenyl. In some embodiments, R<sup>17</sup> is 4-hydroxy-phenyl. In some embodiments, R<sup>17</sup> is 2-hydroxy-phenyl. In some embodiments, R<sup>17</sup> is 5-fluoro-2-hydroxy-phenyl. In some embodiments, R<sup>17</sup> is 3-trifluoromethoxy-phenyl. In some embodiments, R<sup>17</sup> is 4-difluoromethoxy-phenyl. In some embodiments, R<sup>17</sup> is 3-difluoromethoxy-phenyl. In some embodiments, R<sup>17</sup> is 4-fluoro-phenoxy. In some embodiments, R<sup>17</sup> is 2-dimethylamino-phenyl. In some embodiments, R<sup>17</sup> is 4-dimethylamino-phenyl. In some embodiments, R<sup>17</sup> is 6-fluoro-4*H*-benzo[1,3]dioxin-8-yl. In some embodiments, R<sup>17</sup> is benzo[1,3]dioxol-5-yl. In some embodiments, R<sup>17</sup> is pyrimidin-2-yl. In some embodiments, R<sup>17</sup> is pyrimidin-4-yl. In some embodiments, R<sup>17</sup> is 2,6-dimethyl-pyrimidin-4-yl. In some embodiments, R<sup>17</sup> is pyridazin-3-yl. In some embodiments, R<sup>17</sup> is 5-methyl-pyrazin-2-yl. In some embodiments, R<sup>17</sup> is 6-methoxy-pyrimidin-4-yl. In some embodiments, R<sup>17</sup> is pyrazin-2-yl. In some embodiments, R<sup>17</sup> is 3,5-dimethyl-pyrazin-2-yl. In some embodiments, R<sup>17</sup> is 5-fluoro-2-oxo-2,3-dihydro-pyrimidin-4-yl. In some embodiments, R<sup>17</sup> is hydroxyl. In some embodiments, R<sup>17</sup> is methoxycarbonyl. In some embodiments, R<sup>17</sup> is

ethoxycarbonyl. In some embodiments, R<sup>17</sup> is carboxy. In some embodiments, R<sup>17</sup> is 1-piperidin-1-yl. In some embodiments, R<sup>17</sup> is carboxamide. In some embodiments, R<sup>17</sup> is methoxy. In some embodiments, R<sup>17</sup> is trifluoromethyl. In some embodiments, R<sup>17</sup> is methyl. In some embodiments, R<sup>17</sup> is *tert*-butyl. In some embodiments, R<sup>17</sup> is diethylamino. In some  
5       embodiments, R<sup>17</sup> is dimethylamino. In some embodiments, R<sup>17</sup> is cyano. In some embodiments, R<sup>17</sup> is *tert*-butylamino. In some embodiments, R<sup>17</sup> is cyclopropyl. In some embodiments, R<sup>17</sup> is pyridin-3-yloxy. In some embodiments, R<sup>17</sup> is 1*H*-tetrazol-5-yl. In some embodiments, R<sup>17</sup> is 5-methyl-[1,2,4]oxadiazol-3-yl. In some embodiments, R<sup>17</sup> is phosphonoxy. In some  
10       embodiments, R<sup>17</sup> is cyclobutylamino. In some embodiments, R<sup>17</sup> is phenylamino. In some embodiments, R<sup>17</sup> is 1-*tert*-butyl-3-methylureido. In some embodiments, R<sup>17</sup> is 3-methyl-1-phenylureido. In some embodiments, R<sup>17</sup> is *N*-*tert*-butylmethylsulfonamido. In some  
embodiments, R<sup>17</sup> is 1-cyclobutyl-3-methylureido. In some embodiments, R<sup>17</sup> is methylcarbamoyl. In some embodiments, R<sup>17</sup> is 5-hydroxy-1*H*-indol-3-yl. In some  
15       embodiments, R<sup>17</sup> is 1*H*-benzoimidazol-2-yl. In some embodiments, R<sup>17</sup> is 5,7-dimethyl-pyrazolo[1,5-*a*]pyrimidin-2-yl. In some embodiments, R<sup>17</sup> is 1*H*-benzoimidazol-2-yl. In some  
embodiments, R<sup>17</sup> is 2-(*tert*-butoxycarbonyl)-3,4-dihydro-1*H*-isoquinoline-2-yl. In some  
embodiments, R<sup>17</sup> is quinolin-3-yl. In some embodiments, R<sup>17</sup> is quinolin-4-yl. In some  
embodiments, R<sup>17</sup> is 2-methyl-quinolin-4-yl. In some embodiments, R<sup>17</sup> is benzooxazol-2-yl. In  
some embodiments, R<sup>17</sup> is 1-methyl-1,2,3,4-tetrahydro-quinolin-7-yl. In some embodiments, R<sup>17</sup>  
20       is 2,3-dihydro-benzofuran-3-yl. In some embodiments, R<sup>17</sup> is benzothiazol-2-yl. In some  
embodiments, R<sup>17</sup> is 1,4-dimethyl-1*H*-pyrrol-2-yl. In some embodiments, R<sup>17</sup> is 3-methyl-3*H*-imidazol-4-yl. In some embodiments, R<sup>17</sup> is 1*H*-imidazol-4-yl. In some embodiments, R<sup>17</sup> is 5-hydroxy-1*H*-pyrazol-3-yl. In some  
embodiments, R<sup>17</sup> is 1-methyl-1*H*-pyrazol-3-yl. In some  
embodiments, R<sup>17</sup> is 4-pyridin-2-yl-thiazol-2-yl. In some embodiments, R<sup>17</sup> is 5-methyl-thiazol-  
25       2-yl. In some embodiments, R<sup>17</sup> is oxazol-4-yl. In some embodiments, R<sup>17</sup> is 4-phenyl-thiazol-2-yl. In some embodiments, R<sup>17</sup> is 5-*tert*-butyl-isoxazol-3-yl. In some embodiments, R<sup>17</sup> is  
pyridin-2-yl. In some embodiments, R<sup>17</sup> is pyridin-3-yl. In some embodiments, R<sup>17</sup> is pyridin-4-yl. In some embodiments, R<sup>17</sup> is 3-hydroxy-pyridin-2-yl. In some embodiments, R<sup>17</sup> is 6-hydroxy-pyridin-3-yl. In some  
embodiments, R<sup>17</sup> is 3-hydroxy-pyridin-4-yl. In some  
30       embodiments, R<sup>17</sup> is 4-hydroxy-pyridin-2-yl. In some embodiments, R<sup>17</sup> is 6-hydroxy-pyridin-2-yl. In some embodiments, R<sup>17</sup> is 2-hydroxy-pyridin-3-yl. In some embodiments, R<sup>17</sup> is 2-methoxy-pyridin-3-yl. In some  
embodiments, R<sup>17</sup> is 5-methoxy-pyridin-2-yl. In some  
embodiments, R<sup>17</sup> is 4-methoxy-pyridin-2-yl. In some embodiments, R<sup>17</sup> is 2-methoxy-pyridin-4-yl. In some embodiments, R<sup>17</sup> is 6-methoxy-pyridin-2-yl. In some embodiments, R<sup>17</sup> is 6-methoxy-pyridin-3-yl. In some  
35       embodiments, R<sup>17</sup> is 3-fluoro-pyridin-2-yl. In some  
embodiments, R<sup>17</sup> is 2-fluoro-pyridin-3-yl. In some embodiments, R<sup>17</sup> is 6-fluoro-pyridin-2-yl. In some embodiments, R<sup>17</sup> is 5-fluoro-pyridin-2-yl. In some embodiments, R<sup>17</sup> is 6-fluoro-

pyridin-3-yl. In some embodiments, R<sup>17</sup> is 3-fluoro-pyridin-4-yl. In some embodiments, R<sup>17</sup> is 3-methyl-pyridin-2-yl. In some embodiments, R<sup>17</sup> is 3-methyl-pyridin-4-yl. In some embodiments, R<sup>17</sup> is 6-methyl-pyridin-2-yl. In some embodiments, R<sup>17</sup> is 4-methyl-pyridin-2-yl. In some embodiments, R<sup>17</sup> is 6-methyl-pyridin-3-yl. In some embodiments, R<sup>17</sup> is 2-methyl-pyridin-3-yl.

5 In some embodiments, R<sup>17</sup> is 5-trifluoromethyl-pyridin-2-yl. In some embodiments, R<sup>17</sup> is 6-trifluoromethyl-pyridin-3-yl. In some embodiments, R<sup>17</sup> is 4-trifluoromethyl-pyridin-2-yl. In some embodiments, R<sup>17</sup> is 3-chloro-5-trifluoromethyl-pyridin-2-yl. In some embodiments, R<sup>17</sup> is 4,6-dimethyl-pyridin-2-yl. In some embodiments, R<sup>17</sup> is 4,6-dimethyl-pyridin-2-yl. In some embodiments, R<sup>17</sup> is 3-chloro-5-methyl-pyridin-2-yl. In some embodiments, R<sup>17</sup> is 6-cyano-

10 pyridin-3-yl. In some embodiments, R<sup>17</sup> is 3-cyano-5-methyl-pyridin-2-yl. In some embodiments, R<sup>17</sup> is 3-cyano-5-methyl-pyridin-2-yl. In some embodiments, R<sup>17</sup> is 3-chloro-5-methyl-pyridin-2-yl. In some embodiments, R<sup>17</sup> is 2-chloro-pyridin-3-yl. In some embodiments, R<sup>17</sup> is 5-chloro-pyridin-2-yl. In some embodiments, R<sup>17</sup> is 6-chloro-2-methyl-pyridin-3-yl. In some embodiments, R<sup>17</sup> is 6-chloro-pyridin-3-yl. In some embodiments, R<sup>17</sup> is 3-chloro-pyridin-

15 4-yl. In some embodiments, R<sup>17</sup> is 6-bromo-2-methyl-pyridin-3-yl. In some embodiments, R<sup>17</sup> is 5-bromo-3-methyl-pyridin-2-yl. In some embodiments, R<sup>17</sup> is 6-carboxypyridin-2-yl. In some embodiments, R<sup>17</sup> is 6-methanesulfonyl-4-methyl-pyridin-3-yl. In some embodiments, R<sup>17</sup> is 6-methanesulfonyl-4-methyl-pyridin-3-yl. In some embodiments, R<sup>17</sup> is 6-methanesulfonyl-2-methyl-pyridin-3-yl. In some embodiments, R<sup>17</sup> is 6-methanesulfonyl-pyridin-3-yl. In some

20 embodiments, R<sup>17</sup> is 2,6-dimethoxy-pyridin-3-yl. In some embodiments, R<sup>17</sup> is 5-fluoro-1-oxy-pyridin-2-yl. In some embodiments, R<sup>17</sup> is 1-oxy-pyridin-2-yl. In some embodiments, R<sup>17</sup> is 6-pyrrolidin-1-yl-pyridin-2-ylmethyl. In some embodiments, R<sup>17</sup> is 5-(1-methyl-pyrrolidin-2-yl)-pyridin-2-yl. In some embodiments, R<sup>17</sup> is 6-morpholin-4-yl-pyridin-2-yl. In some

25 embodiments, R<sup>17</sup> is 6-morpholin-4-yl-pyridin-3-yl. In some embodiments, R<sup>17</sup> is ethynyl. In some embodiments, R<sup>17</sup> is *tert*-butyl(methyl)amino. In some embodiments, R<sup>17</sup> is 2,2,2-trifluoroethyl. In some embodiments, R<sup>17</sup> is *N*-cyclobutylmethylsulfonamido. In some

embodiments, R<sup>17</sup> is *N*-phenylmethylsulfonamido. In some embodiments, R<sup>17</sup> is hydroxy(methyl)amino. In some embodiments, R<sup>17</sup> is methoxy(methyl)amino. In some

30 embodiments, R<sup>17</sup> is azetidin-1-yl. In some embodiments, R<sup>17</sup> is *tert*-butoxy. In some embodiments, R<sup>17</sup> is fluoromethyl. In some embodiments, R<sup>17</sup> is 2,2,2-trifluoroethylamino. In some embodiments, R<sup>17</sup> is (1,1-dioxo-tetrahydro-1λ<sup>6</sup>-thiophen-3-yl)amino.

Certain R<sup>15</sup> and R<sup>17</sup> Combinations:

In some embodiments, R<sup>15</sup> is selected from: -C(O)NH-, -C(O)-, C<sub>1</sub>-C<sub>6</sub> alkylene, C<sub>3</sub>-C<sub>7</sub> cycloalkylene, heteroarylene, and heterocyclylene; wherein said heterocyclylene is optionally

35 substituted with C<sub>1</sub>-C<sub>6</sub> alkyl; or R<sup>15</sup> is absent; and

R<sup>17</sup> is selected from: H, C<sub>1</sub>-C<sub>6</sub> alkoxy, C<sub>1</sub>-C<sub>6</sub> alkyl, C<sub>1</sub>-C<sub>6</sub> alkylamino, C<sub>1</sub>-C<sub>6</sub> alkylcarboxamide, C<sub>2</sub>-C<sub>6</sub> alkynyl, ureyl, amino, aryl, arylamino, arylcarbonyl, aryloxy, carbo-

C<sub>1</sub>-C<sub>6</sub>-alkoxy, carboxamide, carboxy, cyano, C<sub>3</sub>-C<sub>7</sub> cycloalkyl, C<sub>5</sub>-C<sub>11</sub> bicycloalkyl, C<sub>3</sub>-C<sub>7</sub> cycloalkylamino, C<sub>2</sub>-C<sub>8</sub> dialkylamino, C<sub>2</sub>-C<sub>8</sub> dialkylsulfonamide, C<sub>1</sub>-C<sub>6</sub> haloalkyl, heteroaryl, heteroaryloxy, heterobicycyl, heterocyclyl, hydroxyl, and phosphonoxy; wherein said C<sub>1</sub>-C<sub>6</sub> alkylamino, aryl, arylamino, aryloxy, C<sub>5</sub>-C<sub>11</sub> bicycloalkyl, C<sub>3</sub>-C<sub>7</sub> cycloalkyl, C<sub>3</sub>-C<sub>7</sub>

- 5 cycloalkylamino, heteroaryl, heterobicycyl, heterocyclyl, and ureyl are each optionally substituted with one or more substituents selected from: C<sub>1</sub>-C<sub>6</sub> alkoxy, C<sub>1</sub>-C<sub>6</sub> alkoxy-carbonyl, C<sub>1</sub>-C<sub>6</sub> alkyl, C<sub>1</sub>-C<sub>6</sub> alkylsulfonyl, amino, aryl, carboxy, cyano, C<sub>3</sub>-C<sub>7</sub> cycloalkyl, C<sub>2</sub>-C<sub>8</sub> dialkylamino, C<sub>1</sub>-C<sub>6</sub> haloalkoxy, C<sub>1</sub>-C<sub>6</sub> haloalkyl, halogen, heteroaryl, heterocyclyl, and hydroxyl.

10 Certain Combinations:

In some embodiments, R<sup>1</sup>, R<sup>2</sup>, R<sup>3</sup>, R<sup>4</sup>, R<sup>5</sup>, and R<sup>6</sup> are each independently selected from: H and C<sub>1</sub>-C<sub>6</sub> alkyl.

In some embodiments, R<sup>1</sup> and R<sup>6</sup> are each independently selected from: H, and C<sub>1</sub>-C<sub>6</sub> alkyl; and R<sup>2</sup>, R<sup>3</sup>, R<sup>4</sup>, and R<sup>5</sup> are each H.

- 15 In some embodiments, R<sup>1</sup>, R<sup>2</sup>, R<sup>3</sup>, R<sup>4</sup>, R<sup>5</sup>, and R<sup>6</sup> are each independently selected from: H, methyl, and isopropyl.

In some embodiments, R<sup>1</sup> is selected from: H and methyl; R<sup>2</sup>, R<sup>3</sup>, R<sup>4</sup>, and R<sup>5</sup> are each H; and R<sup>6</sup> is selected from: H and is isopropyl.

In some embodiments, R<sup>1</sup> is methyl; R<sup>2</sup>, R<sup>3</sup>, R<sup>4</sup>, and R<sup>5</sup> are each H; and R<sup>6</sup> is isopropyl.

- 20 In some embodiments, R<sup>1</sup>, R<sup>2</sup>, R<sup>3</sup>, R<sup>4</sup>, R<sup>5</sup>, and R<sup>6</sup> are each H.

In some embodiments, R<sup>8</sup> and R<sup>9</sup> together with the nitrogen atom to which they are both bonded form group selected from: heterocyclyl and heterobicycyl, each optionally substituted with one or more substituents selected from: carbo-C<sub>1</sub>-C<sub>6</sub>-alkoxy, C<sub>1</sub>-C<sub>6</sub> alkoxy, C<sub>1</sub>-C<sub>6</sub> alkyl, aryl, carbo-C<sub>1</sub>-C<sub>6</sub>-alkoxy, C<sub>1</sub>-C<sub>6</sub> haloalkyl, halogen, heteroaryl, heteroaryloxy, heterocyclyl, and hydroxyl; wherein said aryl, C<sub>1</sub>-C<sub>6</sub> alkyl, and heteroaryl are optionally substituted with one

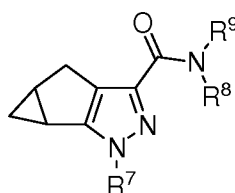
- 25 substituent selected from: C<sub>3</sub>-C<sub>7</sub> cycloalkyl, C<sub>1</sub>-C<sub>6</sub> alkoxy, halogen, and hydroxyl.
- In some embodiments, R<sup>8</sup> and R<sup>9</sup> together with the nitrogen atom to which they are both bonded form 4-cyclohexylmethyl-piperazin-1-yl, hexahydro-pyrrolo[1,2-a]pyrazin-2-yl, 5,7-dihydro-pyrrolo[3,4-b]pyridin-6-yl, 4-methoxy-2,3-dihydro-indol-1-yl, 2-phenyl-pyrrolidin-1-yl, 2-pyridin-2-yl-thiomorpholin-4-yl, 2-hydroxymethyl-2,3-dihydro-indol-1-yl, 4-hydroxy-piperidin-1-yl, hexahydro-pyrrolo[1,2-a]pyrazin-2-yl, 7-(methoxycarbonyl)-3,4-dihydro-1*H*-isoquinolin-2-yl, 7-methoxy-3,4-dihydro-1*H*-isoquinolin-2-yl, 1,4,6,7-tetrahydro-imidazo[4,5-c]pyridin-5-yl, 5-fluoro-1,3-dihydro-isoindol-2-yl, 3-hydroxy-7,8-dihydro-5*H*-[1,6]naphthyridin-6-yl, 4-(*tert*-butoxycarbonyl)-2-(hydroxymethyl)piperazin-1-yl, 1,3-dihydro-isoindol-2-yl, 3-trifluoromethyl-5,6-dihydro-8*H*-[1,2,4]triazolo[4,3-a]pyrazin-7-yl, 4-morpholin-4-yl-piperidin-1-yl, 3,4-dihydro-1*H*-isoquinolin-2-yl, 4-(3-methoxy-pyridin-2-yl)-piperazin-1-yl, 3-hydroxy-piperidin-1-yl, 4-(3-chloro-phenyl)-piperazin-1-yl, 6-methoxy-3,4-dihydro-1*H*-
- 30

isoquinolin-2-yl, morpholin-4-yl, 2-hydroxymethyl-pyrrolidin-1-yl, 1,3-dihydro-pyrrolo[3,4-c]pyridin-2-yl, 3-pyridin-4-yl-pyrrolidin-1-yl, 4-(pyridin-2-yloxy)-piperidin-1-yl, 3-pyridin-2-yl-pyrrolidin-1-yl, 7-methyl-3,4-dihydro-2*H*-[1,8]naphthyridin-1-yl, 3-pyridin-3-yl-pyrrolidin-1-yl, 3-hydroxy-pyrrolidin-1-yl, 4-(4,6-dimethyl-pyrimidin-2-yl)-piperazin-1-yl, 2-methyl-3,4-dihydro-2*H*-quinolin-1-yl, 2-phenyl-morpholin-4-yl or pyrazin-2-yl.

In some embodiments, R<sup>8</sup> and R<sup>9</sup> together with the nitrogen atom to which they are both bonded form 4-cyclohexylmethyl-piperazin-1-yl. In some embodiments, R<sup>8</sup> and R<sup>9</sup> together with the nitrogen atom to which they are both bonded form hexahydro-pyrrolo[1,2-a]pyrazin-2-yl. In some embodiments, R<sup>8</sup> and R<sup>9</sup> together with the nitrogen atom to which they are both bonded form 5,7-dihydro-pyrrolo[3,4-b]pyridin-6-yl. In some embodiments, R<sup>8</sup> and R<sup>9</sup> together with the nitrogen atom to which they are both bonded form 4-methoxy-2,3-dihydro-indol-1-yl. In some embodiments, R<sup>8</sup> and R<sup>9</sup> together with the nitrogen atom to which they are both bonded form 2-phenyl-pyrrolidin-1-yl. In some embodiments, R<sup>8</sup> and R<sup>9</sup> together with the nitrogen atom to which they are both bonded form 2-pyridin-2-yl-thiomorpholin-4-yl. In some embodiments, R<sup>8</sup> and R<sup>9</sup> together with the nitrogen atom to which they are both bonded form 2-hydroxymethyl-2,3-dihydro-indol-1-yl. In some embodiments, R<sup>8</sup> and R<sup>9</sup> together with the nitrogen atom to which they are both bonded form 4-hydroxy-piperidin-1-yl. In some embodiments, R<sup>8</sup> and R<sup>9</sup> together with the nitrogen atom to which they are both bonded form hexahydro-pyrrolo[1,2-a]pyrazin-2-yl. In some embodiments, R<sup>8</sup> and R<sup>9</sup> together with the nitrogen atom to which they are both bonded form 7-(methoxycarbonyl)-3,4-dihydro-1*H*-isoquinolin-2-yl. In some embodiments, R<sup>8</sup> and R<sup>9</sup> together with the nitrogen atom to which they are both bonded form 7-methoxy-3,4-dihydro-1*H*-isoquinolin-2-yl. In some embodiments, R<sup>8</sup> and R<sup>9</sup> together with the nitrogen atom to which they are both bonded form 1,4,6,7-tetrahydro-imidazo[4,5-c]pyridin-5-yl. In some embodiments, R<sup>8</sup> and R<sup>9</sup> together with the nitrogen atom to which they are both bonded form 5-fluoro-1,3-dihydro-isoindol-2-yl. In some embodiments, R<sup>8</sup> and R<sup>9</sup> together with the nitrogen atom to which they are both bonded form 3-hydroxy-7,8-dihydro-5*H*-[1,6]naphthyridin-6-yl. In some embodiments, R<sup>8</sup> and R<sup>9</sup> together with the nitrogen atom to which they are both bonded form 4-(*tert*-butoxycarbonyl)-2-(hydroxymethyl)piperazin-1-yl. In some embodiments, R<sup>8</sup> and R<sup>9</sup> together with the nitrogen atom to which they are both bonded form 1,3-dihydro-isoindol-2-yl. In some embodiments, R<sup>8</sup> and R<sup>9</sup> together with the nitrogen atom to which they are both bonded form 3-trifluoromethyl-5,6-dihydro-8*H*-[1,2,4]triazolo[4,3-a]pyrazin-7-yl. In some embodiments, R<sup>8</sup> and R<sup>9</sup> together with the nitrogen atom to which they are both bonded form 4-morpholin-4-yl-piperidin-1-yl. In some embodiments, R<sup>8</sup> and R<sup>9</sup> together with the nitrogen atom to which they are both bonded form 3,4-dihydro-1*H*-isoquinolin-2-yl. In some embodiments, R<sup>8</sup> and R<sup>9</sup> together with the nitrogen atom to which they are both bonded form 4-(3-methoxy-pyridin-2-yl)-piperazin-1-yl. In some embodiments, R<sup>8</sup> and R<sup>9</sup> together with the nitrogen atom to which they are both bonded form 3-hydroxy-piperidin-1-

yl. In some embodiments, R<sup>8</sup> and R<sup>9</sup> together with the nitrogen atom to which they are both bonded form 4-(3-chloro-phenyl)-piperazin-1-yl. In some embodiments, R<sup>8</sup> and R<sup>9</sup> together with the nitrogen atom to which they are both bonded form 6-methoxy-3,4-dihydro-1*H*-isoquinolin-2-yl. In some embodiments, R<sup>8</sup> and R<sup>9</sup> together with the nitrogen atom to which they are both bonded form morpholin-4-yl. In some embodiments, R<sup>8</sup> and R<sup>9</sup> together with the nitrogen atom to which they are both bonded form 2-hydroxymethyl-pyrrolidin-1-yl. In some embodiments, R<sup>8</sup> and R<sup>9</sup> together with the nitrogen atom to which they are both bonded form 1,3-dihydro-pyrrolo[3,4-*c*]pyridin-2-yl. In some embodiments, R<sup>8</sup> and R<sup>9</sup> together with the nitrogen atom to which they are both bonded form 3-pyridin-4-yl-pyrrolidin-1-yl. In some embodiments, R<sup>8</sup> and R<sup>9</sup> together with the nitrogen atom to which they are both bonded form 4-(pyridin-2-yloxy)-piperidin-1-yl. In some embodiments, R<sup>8</sup> and R<sup>9</sup> together with the nitrogen atom to which they are both bonded form 3-pyridin-2-yl-pyrrolidin-1-yl. In some embodiments, R<sup>8</sup> and R<sup>9</sup> together with the nitrogen atom to which they are both bonded form 7-methyl-3,4-dihydro-2*H*-[1,8]naphthyridin-1-yl. In some embodiments, R<sup>8</sup> and R<sup>9</sup> together with the nitrogen atom to which they are both bonded form 3-pyridin-3-yl-pyrrolidin-1-yl. In some embodiments, R<sup>8</sup> and R<sup>9</sup> together with the nitrogen atom to which they are both bonded form 3-hydroxy-pyrrolidin-1-yl. In some embodiments, R<sup>8</sup> and R<sup>9</sup> together with the nitrogen atom to which they are both bonded form 4-(4,6-dimethyl-pyrimidin-2-yl)-piperazin-1-yl. In some embodiments, R<sup>8</sup> and R<sup>9</sup> together with the nitrogen atom to which they are both bonded form 2-methyl-3,4-dihydro-2*H*-quinolin-1-yl. In some embodiments, R<sup>8</sup> and R<sup>9</sup> together with the nitrogen atom to which they are both bonded form 2-phenyl-morpholin-4-yl or pyrazin-2-yl.

In some embodiments, the compound of Formula **Ia**, or a pharmaceutically acceptable salt, solvate, hydrate, and/or *N*-oxide thereof is selected from compounds of Formula **Ie** and pharmaceutically acceptable salts, solvates, hydrates, and *N*-oxides thereof:

**Ie**

wherein:

R<sup>7</sup> is -R<sup>10</sup>-R<sup>11</sup>-R<sup>12</sup>-R<sup>13</sup>; wherein:

R<sup>10</sup> is selected from: C<sub>1</sub>-C<sub>6</sub> alkylene, heteroarylene, and heterocyclylene; or R<sup>10</sup>

is absent;

R<sup>11</sup> is selected from: -C(O)NH- and C<sub>1</sub>-C<sub>6</sub> alkylene; or R<sup>11</sup> is absent;

R<sup>12</sup> is C<sub>1</sub>-C<sub>6</sub> alkylene; or R<sup>12</sup> is absent; and

$R^{13}$  is selected from: C<sub>1</sub>-C<sub>6</sub> alkyl, aryl, C<sub>3</sub>-C<sub>7</sub> cycloalkyl, heteroaryl, heterocyclyl, and hydroxyl; wherein said C<sub>1</sub>-C<sub>6</sub> alkyl, aryl, and heteroaryl are each optionally substituted with one or two substituents selected from: C<sub>1</sub>-C<sub>6</sub> alkoxy, C<sub>1</sub>-C<sub>6</sub> alkyl, C<sub>1</sub>-C<sub>6</sub> alkylamino, C<sub>1</sub>-C<sub>6</sub> alkylsulfonyl, amino, C<sub>3</sub>-C<sub>7</sub> cycloalkyl, cyano, C<sub>2</sub>-C<sub>8</sub> dialkylamino, C<sub>1</sub>-C<sub>6</sub> haloalkyl, halogen, and hydroxyl;

5  $R^8$  is - $R^{14}$ - $R^{15}$ - $R^{16}$ - $R^{17}$ ; wherein:

$R^{14}$  is selected from: C<sub>1</sub>-C<sub>6</sub> alkylene, C<sub>3</sub>-C<sub>7</sub> cycloalkenylene, C<sub>3</sub>-C<sub>7</sub> cycloalkylene, heteroarylene, and heterocyclylene; wherein said C<sub>1</sub>-C<sub>6</sub> alkylene and heterocyclylene are each optionally substituted with one or more substituents selected from: C<sub>1</sub>-C<sub>6</sub> alkoxycarbonyl, C<sub>1</sub>-C<sub>6</sub> alkyl, C<sub>3</sub>-C<sub>7</sub> cycloalkyl, aryl, carboxy, heteroaryl, heterocyclyl, and hydroxyl; wherein said C<sub>1</sub>-C<sub>6</sub> alkyl and aryl are optionally substituted with one substituent selected from: C<sub>1</sub>-C<sub>6</sub> alkoxy, aryl, halogen, heteroaryl, and hydroxyl; or  $R^{14}$  is absent;

10  $R^{15}$  is selected from: -C(O)NH-, -C(O)-, -C(O)O-, C<sub>1</sub>-C<sub>6</sub> alkylene, C<sub>3</sub>-C<sub>7</sub> cycloalkylene, heteroarylene, and heterocyclylene; wherein said heterocyclylene is optionally substituted with C<sub>1</sub>-C<sub>6</sub> alkyl; or  $R^{15}$  is absent;

$R^{16}$  is C<sub>1</sub>-C<sub>6</sub> alkylene; or  $R^{16}$  is absent; and

$R^{17}$  is selected from: H, C<sub>1</sub>-C<sub>6</sub> alkoxy, C<sub>1</sub>-C<sub>6</sub> alkyl, C<sub>1</sub>-C<sub>6</sub> alkylamino, C<sub>1</sub>-C<sub>6</sub> alkylcarboxamide, C<sub>2</sub>-C<sub>6</sub> alkynyl, ureyl, amino, aryl, arylamino, arylcarbonyl, aryloxy, carbo-C<sub>1</sub>-C<sub>6</sub>-alkoxy, carboxamide, carboxy, cyano, C<sub>3</sub>-C<sub>7</sub> cycloalkyl, C<sub>5</sub>-C<sub>11</sub> bicycloalkyl, C<sub>3</sub>-C<sub>7</sub> cycloalkylamino, C<sub>2</sub>-C<sub>8</sub> dialkylamino, C<sub>2</sub>-C<sub>8</sub> dialkylsulfonamide, C<sub>1</sub>-C<sub>6</sub> haloalkyl, heteroaryl, heteroaryloxy, heterobicyclyl, heterocyclyl, hydroxyl, and phosphonooxy; wherein said C<sub>1</sub>-C<sub>6</sub> alkylamino, aryl, arylamino, aryloxy, C<sub>5</sub>-C<sub>11</sub> bicycloalkyl, C<sub>3</sub>-C<sub>7</sub> cycloalkyl, heteroaryl, heterobicyclyl, heterocyclyl, and ureyl are each optionally substituted with one or more substituents selected from: C<sub>1</sub>-C<sub>6</sub> alkoxy, C<sub>1</sub>-C<sub>6</sub> alkoxycarbonyl, C<sub>1</sub>-C<sub>6</sub> alkyl, C<sub>1</sub>-C<sub>6</sub> alkylsulfonyl, amino, aryl, carboxy, cyano, C<sub>3</sub>-C<sub>7</sub> cycloalkyl, C<sub>3</sub>-C<sub>7</sub> cycloalkylamino, C<sub>2</sub>-C<sub>8</sub> dialkylamino, C<sub>1</sub>-C<sub>6</sub> haloalkoxy, C<sub>1</sub>-C<sub>6</sub> haloalkyl, halogen, heteroaryl, heterocyclyl, and hydroxyl; and

25  $R^9$  is selected from H, C<sub>1</sub>-C<sub>6</sub> alkyl, and C<sub>3</sub>-C<sub>7</sub> cycloalkyl; or

30  $R^8$  and  $R^9$  together with the nitrogen atom to which they are both bonded form a group selected from: heterocyclyl and heterobicyclyl, each optionally substituted with one or more substituents selected from: carbo-C<sub>1</sub>-C<sub>6</sub>-alkoxy, C<sub>1</sub>-C<sub>6</sub> alkoxy, C<sub>1</sub>-C<sub>6</sub> alkyl, aryl, carbo-C<sub>1</sub>-C<sub>6</sub>-alkoxy, C<sub>1</sub>-C<sub>6</sub> haloalkyl, halogen, heteroaryl, heteroaryloxy, heterocyclyl, and hydroxyl; wherein said aryl, C<sub>1</sub>-C<sub>6</sub> alkyl, and heteroaryl are optionally substituted with one substituent selected from: C<sub>3</sub>-C<sub>7</sub> cycloalkyl, C<sub>1</sub>-C<sub>6</sub> alkoxy, halogen, and hydroxyl.

35

In some embodiments, the compound of Formula **Ia** is selected from the following compounds and pharmaceutically acceptable salts, solvates, hydrates and/or *N*-oxides thereof:

**Compound 151:** (1*aR*,5*aR*)-2-(5-Chloro-pyridin-2-yl)-1*a*,2,5,5*a*-tetrahydro-1*H*-2,3-diaza-cyclopropa[*a*]pentalene-4-carboxylic acid (2-hydroxy-1,1-dimethyl-ethyl)-amide;

5       **Compound 174:** (1*aR*,5*aR*)-2-(2,4-Dichloro-phenyl)-1*a*,2,5,5*a*-tetrahydro-1*H*-2,3-diaza-cyclopropa[*a*]pentalene-4-carboxylic acid (1-hydroxymethyl-cyclopropyl)-amide;

**Compound 264:** (1*aR*,5*aR*)-2-(5-Cyano-pyrazin-2-yl)-1*a*,2,5,5*a*-tetrahydro-1*H*-2,3-diaza-cyclopropa[*a*]pentalene-4-carboxylic acid (2-hydroxy-1,1-dimethyl-ethyl)-amide;

10       **Compound 309:** (1*aR*,5*aR*)-2-(5-Fluoro-pyridin-2-yl)-1*a*,2,5,5*a*-tetrahydro-1*H*-2,3-diaza-cyclopropa[*a*]pentalene-4-carboxylic acid (2-hydroxy-1,1-dimethyl-ethyl)-amide;

**Compound 493:** (1*aR*,5*aR*)-2-(2,4-Difluoro-phenyl)-1*a*,2,5,5*a*-tetrahydro-1*H*-2,3-diaza-cyclopropa[*a*]pentalene-4-carboxylic acid (2-hydroxy-1,1-dimethyl-ethyl)-amide;

15       **Compound 515:** 1-(2,4-Difluoro-phenyl)-3*b*,4,4*a*,5-tetrahydro-1*H*-cyclopropa[3,4]cyclopenta[1,2-*c*]pyrazole-3-carboxylic acid (2-hydroxy-1,1-dimethyl-ethyl)-amide;

**Compound 593:** (1*aR*,5*aR*)-2-Pyrazin-2-yl-1*a*,2,5,5*a*-tetrahydro-1*H*-2,3-diaza-cyclopropa[*a*]pentalene-4-carboxylic acid *tert*-butylamide;

**Compound 625:** (1*aR*,5*aR*)-2-(4-Chloro-pyridin-2-yl)-1*a*,2,5,5*a*-tetrahydro-1*H*-2,3-diaza-cyclopropa[*a*]pentalene-4-carboxylic acid (cyano-dimethyl-methyl)-amide;

20       **Compound 642:** (1*aR*,5*aR*)-2-Pyrazin-2-yl-1*a*,2,5,5*a*-tetrahydro-1*H*-2,3-diaza-cyclopropa[*a*]pentalene-4-carboxylic acid ((*S*)-1-hydroxymethyl-2,2-dimethyl-propyl)-amide;

**Compound 644:** (1*aR*,5*aR*)-2-(4-Cyano-pyridin-2-yl)-1*a*,2,5,5*a*-tetrahydro-1*H*-2,3-diaza-cyclopropa[*a*]pentalene-4-carboxylic acid (2-hydroxy-1,1-dimethyl-ethyl)-amide;

25       **Compound 646:** Phosphoric acid mono-(2-{[(1*aR*,5*aR*)-2-(4-cyano-pyridin-2-yl)-1*a*,2,5,5*a*-tetrahydro-1*H*-2,3-diaza-cyclopropa[*a*]pentalene-4-carbonyl]-amino}-2-methyl-propyl) ester;

**Compound 667:** (1*aR*,5*aR*)-2-Pyrazin-2-yl-1*a*,2,5,5*a*-tetrahydro-1*H*-2,3-diaza-cyclopropa[*a*]pentalene-4-carboxylic acid [2,2-dimethyl-1-((*S*)-methylcarbamoyl)-propyl]-amide;

30       **Compound 683:** Phosphoric acid mono-{(*S*)-3,3-dimethyl-2-[(1*aR*,5*aR*)-2-pyrazin-2-yl-1*a*,2,5,5*a*-tetrahydro-1*H*-2,3-diaza-cyclopropa[*a*]pentalene-4-carbonyl]-amino]-butyl} ester;

**Compound 684:** (1*aR*,5*aR*)-2-Pyrazin-2-yl-1*a*,2,5,5*a*-tetrahydro-1*H*-2,3-diaza-cyclopropa[*a*]pentalene-4-carboxylic acid ((*S*)-2-hydroxy-1-tetrahydro-pyran-4-yl-ethyl)-amide;

35       **Compound 690:** (1*aR*,5*aR*)-2-(4-Oxy-pyrazin-2-yl)-1*a*,2,5,5*a*-tetrahydro-1*H*-2,3-diaza-cyclopropa[*a*]pentalene-4-carboxylic acid ((*S*)-1-hydroxymethyl-2-methyl-propyl)-amide;

**Compound 696:** (1*aS*,5*aS*)-2-Pyrazin-2-yl-1*a*,2,5,5*a*-tetrahydro-1*H*-2,3-diaza-cyclopropa[*a*]pentalene-4-carboxylic acid ((*S*)-1-hydroxymethyl-2,2-dimethyl-propyl)-amide;



**Compound 698:** (1*aR*,5*aR*)-2-(4-Oxy-pyrazin-2-yl)-1*a*,2,5,5*a*-tetrahydro-1*H*-2,3-diaza-cyclopropa[*a*]pentalene-4-carboxylic acid (1-hydroxymethyl-cyclobutyl)-amide;

**Compound 699:** (1*aS*,5*aS*)-2-(4-Oxy-pyrazin-2-yl)-1*a*,2,5,5*a*-tetrahydro-1*H*-2,3-diaza-cyclopropa[*a*]pentalene-4-carboxylic acid ((*S*)-1-hydroxymethyl-2,2-dimethyl-propyl)-amide;

5       **Compound 700:** (1*aS*,5*aS*)-2-(4-Oxy-pyrazin-2-yl)-1*a*,2,5,5*a*-tetrahydro-1*H*-2,3-diaza-cyclopropa[*a*]pentalene-4-carboxylic acid (1-pyridin-2-yl-cyclobutyl)-amide;

**Compound 703:** Phosphoric acid mono-((*S*)-3,3-dimethyl-2-{[(1*aR*,5*aR*)-2-(4-oxy-pyrazin-2-yl)-1*a*,2,5,5*a*-tetrahydro-1*H*-2,3-diaza-cyclopropa[*a*]pentalene-4-carbonyl]-amino}-butyl) ester;

10       **Compound 704:** (1*aR*,5*aR*)-2-(4-Oxy-pyrazin-2-yl)-1*a*,2,5,5*a*-tetrahydro-1*H*-2,3-diaza-cyclopropa[*a*]pentalene-4-carboxylic acid ((*S*)-2,2-dimethyl-1-methylcarbamoyl-propyl)-amide;

**Compound 722:** (1*aR*,5*aR*)-2-(4-Oxy-pyrazin-2-yl)-1*a*,2,5,5*a*-tetrahydro-1*H*-2,3-diaza-cyclopropa[*a*]pentalene-4-carboxylic acid ((*S*)-methylcarbamoyl-phenyl-methyl)-amide;

15       **Compound 746:** (*S*)-3,3-Dimethyl-2-{[(1*aR*,5*aR*)-2-(4-oxy-pyrazin-2-yl)-1*a*,2,5,5*a*-tetrahydro-1*H*-2,3-diaza-cyclopropa[*a*]pentalene-4-carbonyl]-amino}-butyric acid methyl ester;

**Compound 764:** (1*aS*,5*aS*)-2-(4-Oxy-pyrazin-2-yl)-1*a*,2,5,5*a*-tetrahydro-1*H*-2,3-diaza-cyclopropa[*a*]pentalene-4-carboxylic acid (1-trifluoromethyl-cyclopropyl)-amide;

**Compound 765:** (1*aS*,5*aS*)-2-(4-Oxy-pyrazin-2-yl)-1*a*,2,5,5*a*-tetrahydro-1*H*-2,3-diaza-cyclopropa[*a*]pentalene-4-carboxylic acid (1-trifluoromethyl-cyclobutyl)-amide;

20       **Compound 766:** (1*aS*,5*aS*)-2-(4-Oxy-pyrazin-2-yl)-1*a*,2,5,5*a*-tetrahydro-1*H*-2,3-diaza-cyclopropa[*a*]pentalene-4-carboxylic acid ((*R*)-2,2-dimethyl-1-pyridin-2-yl-propyl)-amide;

**Compound 767:** (1*aS*,5*aS*)-2-(4-Oxy-pyrazin-2-yl)-1*a*,2,5,5*a*-tetrahydro-1*H*-2,3-diaza-cyclopropa[*a*]pentalene-4-carboxylic acid ((*S*)-2,2-dimethyl-1-pyridin-2-yl-propyl)-amide;

25       **Compound 820:** (1*aR*,5*aR*)-2-(4-Cyano-pyridin-2-yl)-1*a*,2,5,5*a*-tetrahydro-1*H*-2,3-diaza-cyclopropa[*a*]pentalene-4-carboxylic acid (2-hydroxy-1-hydroxymethyl-1-methyl-ethyl)-amide;

**Compound 821:** (1*aR*,5*aR*)-2-(4-Oxy-pyrazin-2-yl)-1*a*,2,5,5*a*-tetrahydro-1*H*-2,3-diaza-cyclopropa[*a*]pentalene-4-carboxylic acid (1-methyl-cyclobutyl)-amide;

30       **Compound 828:** (1*aR*,5*aR*)-2-(4-Oxy-pyrazin-2-yl)-1*a*,2,5,5*a*-tetrahydro-1*H*-2,3-diaza-cyclopropa[*a*]pentalene-4-carboxylic acid ((*R*)-1,2-dimethyl-propyl)-amide;

**Compound 841:** (1*aR*,5*aR*)-2-(4-Oxy-pyrazin-2-yl)-1*a*,2,5,5*a*-tetrahydro-1*H*-2,3-diaza-cyclopropa[*a*]pentalene-4-carboxylic acid [(*S*)-2-hydroxy-1-(tetrahydro-pyran-4-yl)-ethyl]-amide;

35       **Compound 844:** (1*aR*,5*aR*)-Pentanedioic acid mono-((*S*)-3-methyl-2-{[(1*aR*,5*aR*)-2-(4-oxy-pyrazin-2-yl)-1*a*,2,5,5*a*-tetrahydro-1*H*-2,3-diaza-cyclopropa[*a*]pentalene-4-carbonyl]-amino}-butyl) ester;

**Compound 848:** (1a*S*,5a*S*)-(S)-2-Amino-3-methyl-butyrac acid (S)-3,3-dimethyl-2-{{2-(4-oxy-pyrazin-2-yl)-1a,2,5,5a-tetrahydro-1*H*-2,3-diaza-cyclopropa[a]pentalene-4-carbonyl]-amino}-butyl ester;

**Compound 889:** (1a*S*,5a*S*)-2-(4-Chloro-pyridin-2-yl)-1a,2,5,5a-tetrahydro-1*H*-2,3-diaza-cyclopropa[a]pentalene-4-carboxylic acid (2-fluoro-1-fluoromethyl-1-hydroxymethyl-ethyl)-amide;

**Compound 891:** (1a*S*,5a*S*)-2-(4-Cyano-pyridin-2-yl)-1a,2,5,5a-tetrahydro-1*H*-2,3-diaza-cyclopropa[a]pentalene-4-carboxylic acid ((S)-3,3,3-trifluoro-1-hydroxymethyl-propyl)-amide;

**Compound 896:** (1a*S*,5a*S*)-2-(4-Oxy-pyrazin-2-yl)-1a,2,5,5a-tetrahydro-1*H*-2,3-diaza-cyclopropa[a]pentalene-4-carboxylic acid ((S)-1-hydroxymethyl-2-methyl-propyl)-amide;

**Compound 897:** (1a*S*,5a*S*)-2-(4-Chloro-pyridin-2-yl)-1a,2,5,5a-tetrahydro-1*H*-2,3-diaza-cyclopropa[a]pentalene-4-carboxylic acid (2-fluoro-1,1-dimethyl-ethyl)-amide;

**Compound 902:** (1a*S*,5a*S*)-2-(4-Oxy-pyrazin-2-yl)-1a,2,5,5a-tetrahydro-1*H*-2,3-diaza-cyclopropa[a]pentalene-4-carboxylic acid *N'*-*tert*-butyl-hydrazide;

**Compound 904:** (1a*S*,5a*S*)-2-(4-Oxy-pyrazin-2-yl)-1a,2,5,5a-tetrahydro-1*H*-2,3-diaza-cyclopropa[a]pentalene-4-carboxylic acid (2-fluoro-1,1-dimethyl-ethyl)-amide;

**Compound 912:** (1a*S*,5a*S*)-2-(4-Oxy-pyrazin-2-yl)-1a,2,5,5a-tetrahydro-1*H*-2,3-diaza-cyclopropa[a]pentalene-4-carboxylic acid ((R)-1,2-dimethyl-propyl)-amide;

**Compound 913:** (1a*S*,5a*S*)-2-(4-Oxy-pyrazin-2-yl)-1a,2,5,5a-tetrahydro-1*H*-2,3-diaza-cyclopropa[a]pentalene-4-carboxylic acid ((S)-2-hydroxy-1-phenyl-ethyl)-amide;

**Compound 918:** (1a*R*,5a*R*)-2-(4-Oxy-pyrazin-2-yl)-1a,2,5,5a-tetrahydro-1*H*-2,3-diaza-cyclopropa[a]pentalene-4-carboxylic acid ((S)-1-fluoromethyl-2,2-dimethyl-propyl)-amide;

**Compound 919:** (1a*S*,5a*S*)-2-(4-Oxy-pyrazin-2-yl)-1a,2,5,5a-tetrahydro-1*H*-2,3-diaza-cyclopropa[a]pentalene-4-carboxylic acid (2,2,2-trifluoro-1,1-dimethyl-ethyl)-amide;

**Compound 920:** (1a*S*,5a*S*)-2-(4-Oxy-pyrazin-2-yl)-1a,2,5,5a-tetrahydro-1*H*-2,3-diaza-cyclopropa[a]pentalene-4-carboxylic acid ((1*S*,2*S*)-2-hydroxy-indan-1-yl)-amide;

**Compound 921:** (1a*S*,5a*S*)-2-(4-Oxy-pyrazin-2-yl)-1a,2,5,5a-tetrahydro-1*H*-2,3-diaza-cyclopropa[a]pentalene-4-carboxylic acid ((1*S*,2*R*)-2-hydroxy-indan-1-yl)-amide;

**Compound 924:** (1a*S*,5a*S*)-2-(4-Oxy-pyrazin-2-yl)-1a,2,5,5a-tetrahydro-1*H*-2,3-diaza-cyclopropa[a]pentalene-4-carboxylic acid (1-fluoromethyl-cyclobutyl)-amide;

**Compound 926:** (1a*S*,5a*S*)-2-Pyrazin-2-yl-1a,2,5,5a-tetrahydro-1*H*-2,3-diaza-cyclopropa[a]pentalene-4-carboxylic acid (1-trifluoromethyl-cyclobutyl)-amide;

**Compound 927:** (1a*S*,5a*S*)-2-Pyrazin-2-yl-1a,2,5,5a-tetrahydro-1*H*-2,3-diaza-cyclopropa[a]pentalene-4-carboxylic acid (2,2,2-trifluoro-1,1-dimethyl-ethyl)-amide;

**Compound 930:** (1a*S*,5a*S*)-2-Pyrazin-2-yl-1a,2,5,5a-tetrahydro-1*H*-2,3-diaza-cyclopropa[a]pentalene-4-carboxylic acid (1-trifluoromethyl-cyclopropyl)-amide; and

**Compound 931:** (1a*R*,5a*R*)-2-(4-Fluoro-pyridin-2-yl)-1a,2,5,5a-tetrahydro-1*H*-2,3-diaza-cyclopropa[*a*]pentalene-4-carboxylic acid (2-hydroxy-1,1-dimethyl-ethyl)-amide.

In some embodiments, the compound of Formula **Ia** is selected from the following compounds and pharmaceutically acceptable salts, solvates, hydrates and/or *N*-oxides thereof:

5       **Compound 699:** (1a*S*,5a*S*)-2-(4-Oxy-pyrazin-2-yl)-1a,2,5,5a-tetrahydro-1*H*-2,3-diaza-cyclopropa[*a*]pentalene-4-carboxylic acid ((*S*)-1-hydroxymethyl-2,2-dimethyl-propyl)-amide;

**Compound 764:** (1a*S*,5a*S*)-2-(4-Oxy-pyrazin-2-yl)-1a,2,5,5a-tetrahydro-1*H*-2,3-diaza-cyclopropa[*a*]pentalene-4-carboxylic acid (1-trifluoromethyl-cyclopropyl)-amide;

10       **Compound 765:** (1a*S*,5a*S*)-2-(4-Oxy-pyrazin-2-yl)-1a,2,5,5a-tetrahydro-1*H*-2,3-diaza-cyclopropa[*a*]pentalene-4-carboxylic acid (1-trifluoromethyl-cyclobutyl)-amide;

**Compound 919:** (1a*S*,5a*S*)-2-(4-Oxy-pyrazin-2-yl)-1a,2,5,5a-tetrahydro-1*H*-2,3-diaza-cyclopropa[*a*]pentalene-4-carboxylic acid (2,2,2-trifluoro-1,1-dimethyl-ethyl)-amide;

**Compound 921:** (1a*S*,5a*S*)-2-(4-Oxy-pyrazin-2-yl)-1a,2,5,5a-tetrahydro-1*H*-2,3-diaza-cyclopropa[*a*]pentalene-4-carboxylic acid ((1*S*,2*R*)-2-hydroxy-indan-1-yl)-amide; and

15       **Compound 926:** (1a*S*,5a*S*)-2-Pyrazin-2-yl-1a,2,5,5a-tetrahydro-1*H*-2,3-diaza-cyclopropa[*a*]pentalene-4-carboxylic acid (1-trifluoromethyl-cyclobutyl)-amide.

In some embodiments, the compound of Formula **Ia** is (1a*S*,5a*S*)-2-(4-Oxy-pyrazin-2-yl)-1a,2,5,5a-tetrahydro-1*H*-2,3-diaza-cyclopropa[*a*]pentalene-4-carboxylic acid ((*S*)-1-hydroxymethyl-2,2-dimethyl-propyl)-amide or a pharmaceutically acceptable salt, solvate, and/or hydrate, thereof.

20       Provided is an anhydrous form of (1a*S*,5a*S*)-2-(4-oxy-pyrazin-2-yl)-1a,2,5,5a-tetrahydro-1*H*-2,3-diaza-cyclopropa[*a*]pentalene-4-carboxylic acid ((*S*)-1-hydroxymethyl-2,2-dimethyl-propyl)-amide. The physical properties of the crystalline form of (1a*S*,5a*S*)-2-(4-Oxy-pyrazin-2-yl)-1a,2,5,5a-tetrahydro-1*H*-2,3-diaza-cyclopropa[*a*]pentalene-4-carboxylic acid ((*S*)-1-hydroxymethyl-2,2-dimethyl-propyl)-amide (anhydrous form) are summarized in the table below.

	Compound 699 (Anhydrous Form)
<b>PXRD</b>	<b>Figure 16:</b> Peaks of about $\geq 8.7\%$ relative intensity at 8.5, 9.8, 10.7, 11.1, 11.8, 14.5, 16.5, 16.9, 17.4, 18.9, 22.1, and 25.4 $^{\circ}2\theta$
<b>TGA</b>	<b>Figure 17:</b> Decrease in weight of about 0.24% out to about 150 $^{\circ}\text{C}$
<b>DSC</b>	<b>Figure 17:</b> Endotherm extrapolated onset temperature: about 162 $^{\circ}\text{C}$
<b>DMS</b>	<b>Figure 18:</b> The adsorption/desorption isotherm shows about 1.0% or less weight change from about 10% relative humidity (RH) to about 90% RH; and about 0.1% or less weight change after a 10% RH to 90% RH back to 10% RH cycle, See Example 17.

Certain X-ray powder diffraction peaks for the anhydrous form of (1a*S*,5a*S*)-2-(4-oxy-pyrazin-2-yl)-1a,2,5,5a-tetrahydro-1*H*-2,3-diaza-cyclopropa[*a*]pentalene-4-carboxylic acid ((*S*)-1-hydroxymethyl-2,2-dimethyl-propyl)-amide are shown in the table below.

Pos. [ $2\theta$ ]	d-spacing [Å]	Rel. Int. [%]	Pos. [ $2\theta$ ]	d-spacing [Å]	Rel. Int. [%]
6.6	13.36534	4.4	17.3	5.13862	8.5
7.9	11.2546	5.5	17.4	5.10045	14.8
8.5	10.4588	100	18.4	4.8235	4.6
9.8	9.01268	21.5	18.9	4.70416	8.7
10.7	8.27929	28.3	20.2	4.40147	5.5
11.1	7.94475	26.1	20.9	4.25028	4.4
11.8	7.52225	10	22.1	4.01561	14.5
13.8	6.40603	7.5	23.4	3.79482	3
14.5	6.09847	11.3	24.7	3.60675	4.6
14.9	5.95101	6	25.4	3.50373	26.6
16	5.55637	5.8	26.5	3.36865	8.1
16.5	5.37022	11.8	29.2	3.0526	2.8
16.9	5.24987	26.7	29.3	3.04412	3.6

5 Also provided is an anhydrous crystalline form of (1a*S*,5a*S*)-2-(4-oxy-pyrazin-2-yl)-1a,2,5,5a-tetrahydro-1*H*-2,3-diaza-cyclopropa[*a*]pentalene-4-carboxylic acid ((*S*)-1-hydroxymethyl-2,2-dimethyl-propyl)-amide.

Also provided is an anhydrous crystalline form of (1a*S*,5a*S*)-2-(4-oxy-pyrazin-2-yl)-1a,2,5,5a-tetrahydro-1*H*-2,3-diaza-cyclopropa[*a*]pentalene-4-carboxylic acid ((*S*)-1-hydroxymethyl-2,2-dimethyl-propyl)-amide having an X-ray powder diffraction pattern comprising a peak, in terms of  $2\theta$ , at  $8.5^\circ \pm 0.2^\circ$ . In some embodiments, the anhydrous crystalline form has an X-ray powder diffraction pattern comprising peaks, in terms of  $2\theta$ , at  $8.5^\circ \pm 0.2^\circ$ , and  $10.7^\circ \pm 0.2^\circ$ . In some embodiments, the anhydrous crystalline form has an X-ray powder diffraction pattern comprising peaks, in terms of  $2\theta$ , at  $8.5^\circ \pm 0.2^\circ$ ,  $10.7^\circ \pm 0.2^\circ$ , and  $16.9^\circ \pm 0.2^\circ$ . In some embodiments, the anhydrous crystalline form has an X-ray powder diffraction pattern comprising peaks, in terms of  $2\theta$ , at  $8.5^\circ \pm 0.2^\circ$ ,  $10.7^\circ \pm 0.2^\circ$ ,  $16.9^\circ \pm 0.2^\circ$ ,  $25.4^\circ \pm 0.2^\circ$ , and  $11.1^\circ \pm 0.2^\circ$ . In some embodiments, the anhydrous crystalline form has an X-ray powder diffraction pattern comprising peaks, in terms of  $2\theta$ , at  $8.5^\circ \pm 0.2^\circ$ ,  $10.7^\circ \pm 0.2^\circ$ ,  $16.9^\circ \pm 0.2^\circ$ ,  $25.4^\circ \pm 0.2^\circ$ ,  $11.1^\circ \pm 0.2^\circ$ ,  $9.8^\circ \pm 0.2^\circ$ , and  $17.4^\circ \pm 0.2^\circ$ . In some embodiments, the anhydrous crystalline form has an X-ray powder diffraction pattern comprising peaks, in terms of  $2\theta$ , at  $8.5^\circ \pm 0.2^\circ$ ,  $10.7^\circ \pm 0.2^\circ$ ,  $16.9^\circ \pm 0.2^\circ$ ,  $25.4^\circ \pm 0.2^\circ$ ,  $11.1^\circ \pm 0.2^\circ$ ,  $9.8^\circ \pm 0.2^\circ$ ,  $17.4^\circ \pm 0.2^\circ$ ,  $22.1^\circ \pm 0.2^\circ$ , and  $16.5^\circ \pm 0.2^\circ$ . In some embodiments, the anhydrous crystalline form has an X-ray powder diffraction pattern comprising peaks, in terms of  $2\theta$ , at  $8.5^\circ \pm 0.2^\circ$ ,  $10.7^\circ \pm$

0.2°, 16.9° ± 0.2°, 25.4° ± 0.2°, 11.1° ± 0.2°, 9.8° ± 0.2°, 17.4° ± 0.2°, 22.1° ± 0.2°, 16.5° ± 0.2°, 14.5° ± 0.2°, 11.8° ± 0.2°, and 18.9° ± 0.2°. In some embodiments, the anhydrous crystalline form has an X-ray powder diffraction pattern substantially as shown in **Figure 16**, wherein by “substantially” is meant that the reported peaks can vary by about ± 0.2 °2θ.

5 In some embodiments, the anhydrous crystalline form has a differential scanning calorimetry thermogram comprising an endotherm with an extrapolated onset temperature between about 159.6 °C and about 169.6 °C. In some embodiments, the anhydrous crystalline form has a differential scanning calorimetry thermogram comprising an endotherm with an extrapolated onset temperature between about 160.6 °C and about 168.6 °C. In some  
10 embodiments, the anhydrous crystalline form has a differential scanning calorimetry thermogram comprising an endotherm with an extrapolated onset temperature between about 162.6 °C and about 166.6 °C. In some embodiments, the anhydrous crystalline form has having a differential scanning calorimetry thermogram comprising an endotherm with an extrapolated onset temperature between about 163.6 °C and about 165.6 °C. In some embodiments, the  
15 anhydrous crystalline form has a differential scanning calorimetry thermogram comprising an endotherm with an extrapolated onset temperature at about 164.6 °C. In some embodiments, the anhydrous crystalline form has a differential scanning calorimetry thermogram substantially as shown in **Figure 17**, wherein by “substantially” is meant that the reported DSC features can vary by about ± 4 °C and that the reported DSC features can vary by about ± 20 joules per gram.  
20 In some embodiments, the anhydrous crystalline form has a thermogravimetric analysis profile showing about 0.5% weight loss below about 135 °C. In some embodiments, the anhydrous crystalline form has a thermogravimetric analysis profile showing about 0.25% weight loss below about 135 °C. In some embodiments, the anhydrous crystalline form has a thermogravimetric analysis profile showing about 0.05% weight loss below about 135 °C. In  
25 some embodiments, the anhydrous crystalline form has a thermogravimetric analysis profile substantially as shown in **Figure 17**, wherein by “substantially” is meant that the reported TGA features can vary by about ± 5 °C, and that that the reported TGA features can vary by about ± 2% weight change.

Also provided is an anhydrous crystalline form having:

- 30 1) an X-ray powder diffraction pattern comprising peaks, in terms of 2θ, at 8.5° ± 0.2°, and 10.7° ± 0.2°;
- 2) a differential scanning calorimetry thermogram comprising an endotherm with an extrapolated onset temperature between about 159.6 °C and about 169.6 °C; and
- 3) a thermogravimetric analysis profile showing about 0.5% weight loss below  
35 about 135 °C.

Also provided is an anhydrous crystalline form having:

1) an X-ray powder diffraction pattern comprising peaks, in terms of  $2\theta$ , at  $8.5^\circ \pm 0.2^\circ$ ,  $10.7^\circ \pm 0.2^\circ$ , and  $16.9^\circ \pm 0.2^\circ$ ;

2) a differential scanning calorimetry thermogram comprising an endotherm with an extrapolated onset temperature between about  $160.6^\circ\text{C}$  and about  $168.6^\circ\text{C}$ ; and

5 3) a thermogravimetric analysis profile showing about 0.25% weight loss below about  $135^\circ\text{C}$ .

Also provided is an anhydrous crystalline form having:

1) an X-ray powder diffraction pattern comprising peaks, in terms of  $2\theta$ , at  $8.5^\circ \pm 0.2^\circ$ ,  $10.7^\circ \pm 0.2^\circ$ ,  $16.9^\circ \pm 0.2^\circ$ ,  $25.4^\circ \pm 0.2^\circ$ , and  $11.1^\circ \pm 0.2^\circ$ ;

10 2) a differential scanning calorimetry thermogram comprising an endotherm with an extrapolated onset temperature between about  $162.6^\circ\text{C}$  and about  $166.6^\circ\text{C}$ ; and

3) a thermogravimetric analysis profile showing about 0.05% weight loss below about  $135^\circ\text{C}$ .

Also provided is an anhydrous crystalline form having:

15 1) an X-ray powder diffraction pattern comprising peaks, in terms of  $2\theta$ , at  $8.5^\circ \pm 0.2^\circ$ ,  $10.7^\circ \pm 0.2^\circ$ ,  $16.9^\circ \pm 0.2^\circ$ ,  $25.4^\circ \pm 0.2^\circ$ ,  $11.1^\circ \pm 0.2^\circ$ ,  $9.8^\circ \pm 0.2^\circ$ , and  $17.4^\circ \pm 0.2^\circ$ ;

2) a differential scanning calorimetry thermogram comprising an endotherm with an extrapolated onset temperature between about  $163.6^\circ\text{C}$  and about  $165.6^\circ\text{C}$ ; and

20 3) a thermogravimetric analysis profile showing about 0.05% weight loss below about  $135^\circ\text{C}$ .

Also provided is an anhydrous crystalline form having:

1) an X-ray powder diffraction pattern comprising peaks, in terms of  $2\theta$ , at  $8.5^\circ \pm 0.2^\circ$ ,  $10.7^\circ \pm 0.2^\circ$ ,  $16.9^\circ \pm 0.2^\circ$ ,  $25.4^\circ \pm 0.2^\circ$ ,  $11.1^\circ \pm 0.2^\circ$ ,  $9.8^\circ \pm 0.2^\circ$ ,  $17.4^\circ \pm 0.2^\circ$ ,  $22.1^\circ \pm 0.2^\circ$ , and  $16.5^\circ \pm 0.2^\circ$ ;

25 2) a differential scanning calorimetry thermogram comprising an endotherm with an extrapolated onset temperature at about  $164.6^\circ\text{C}$ ; and

3) a thermogravimetric analysis profile showing about 0.05% weight loss below about  $135^\circ\text{C}$ .

Also provided is an anhydrous crystalline form having:

30 1) an X-ray powder diffraction pattern comprising peaks, in terms of  $2\theta$ , at  $8.5^\circ \pm 0.2^\circ$ ,  $10.7^\circ \pm 0.2^\circ$ ,  $16.9^\circ \pm 0.2^\circ$ ,  $25.4^\circ \pm 0.2^\circ$ ,  $11.1^\circ \pm 0.2^\circ$ ,  $9.8^\circ \pm 0.2^\circ$ ,  $17.4^\circ \pm 0.2^\circ$ ,  $22.1^\circ \pm 0.2^\circ$ ,  $16.5^\circ \pm 0.2^\circ$ ,  $14.5^\circ \pm 0.2^\circ$ ,  $11.8^\circ \pm 0.2^\circ$ , and  $18.9^\circ \pm 0.2^\circ$ ;

2) a differential scanning calorimetry thermogram comprising an endotherm with an extrapolated onset temperature at about  $164.6^\circ\text{C}$ ; and

35 3) a thermogravimetric analysis profile showing about 0.05% weight loss below about  $135^\circ\text{C}$ .

Also provided is an anhydrous crystalline form having:

- 1) an X-ray powder diffraction pattern substantially as shown in **Figure 16**;
- 2) a differential scanning calorimetry thermogram substantially as shown in **Figure 17**; and
- 3) a thermogravimetric analysis profile substantially as shown in **Figure 17**.

5 In some embodiments, the compound of Formula **Ia**, or a pharmaceutically acceptable salt, solvate, hydrate, and/or *N*-oxide thereof is (1*aS*,5*aS*)-2-(4-Oxy-pyrazin-2-yl)-1*a*,2,5,5*a*-tetrahydro-1*H*-2,3-diaza-cyclopropa[*a*]pentalene-4-carboxylic acid ((*S*)-1-hydroxymethyl-2,2-dimethyl-propyl)-amide or a pharmaceutically acceptable salt, solvate, and/or hydrate thereof and the one or more known pharmaceutical agent is morphine.

10 Additionally, chemical genera and individual compounds, for example those compounds found in the above list including diastereoisomers and enantiomers thereof, encompass all pharmaceutically acceptable salts, solvates, and particularly hydrates, and *N*-oxides thereof:

The compounds of the Formula **Ia** may be prepared according to relevant published literature procedures that are used by one skilled in the art. Exemplary reagents and procedures  
15 for these reactions appear hereinafter in the working Examples. Protection and deprotection may be carried out by procedures generally known in the art (see, for example, Greene, T. W. and Wuts, P. G. M., *Protecting Groups in Organic Synthesis*, 3<sup>rd</sup> Edition, 1999 [Wiley]).

It is understood that the present invention embraces each diastereoisomer, each enantiomer and mixtures thereof of each compound and generic formulae disclosed herein just  
20 as if they were each individually disclosed with the specific stereochemical designation for each chiral carbon. Separation of the individual isomers (such as, by chiral HPLC, recrystallization of diastereoisomeric mixtures and the like) or selective synthesis (such as, by enantiomeric selective syntheses and the like) of the individual isomers is accomplished by application of various methods which are well known to practitioners in the art.

25 The combinations disclosed herein are useful in the treatment of pain, and in the amelioration of symptoms thereof. The analgesic properties of cannabinoids have been recognized for many years. For example, animal studies have demonstrated that the CB<sub>1</sub>/CB<sub>2</sub> agonists anandamide, THC, CP55,940 and WIN 55212-2 are effective against acute and chronic pain from chemical, mechanical, and thermal pain stimuli (reviewed in Walker and Huang  
30 (2002) *Pharmacol. Ther.* 95:127-135; reviewed in Pacher, P *et al.* (2006) *Pharmacol. Rev.* 58(3): 389-462). In humans, topical administration of the CB<sub>1</sub>/CB<sub>2</sub> agonist HU-210 attenuates capsaicin-induced hyperalgesia and allodynia (Rukwied, R. *et al.* (2003) *Pain* 102:283-288), and co-administration of the CB<sub>1</sub>/CB<sub>2</sub> agonist THC and cannabidiol (nabiximols, trademark Sativex®) provides relief from cancer-associated pain (GW Pharmaceuticals press release Jan  
35 19, 2005, Jun 19, 2007) and multiple-sclerosis-associated pain and spasticity (GW Pharmaceuticals press release Sept 27, 2005, Mar 11, 2009).

The role of CB<sub>1</sub> in mediating these analgesic effects is well-documented (reviewed in Manzanares, J. *et al.* (2006) *Current Neuropharmacology* 4:239-57; reviewed in Pacher, P. *et al.* (2006) *Pharmacol. Rev.* 58(3): 389-462). For example, blockade of peripheral or central CB<sub>1</sub> leads to hyperalgesia (Richardson, J. D. *et al.* (1997) *Eur. J. Pharmacol.* 345:145-153; Calignano, A. *et al.* (1998) *Nature* 394:277-281), whereas CB<sub>1</sub> activation by exogenous administration of a CB<sub>1</sub> agonist arachidonyl-2-chloroethylamide reduces pain (Furuse, S. *et al.* (2009) *Anesthesiology* 111(1):173-86).

Although less well-documented, CB<sub>2</sub> also plays a role in mediating analgesic effects of cannabinoids (reviewed in Guindon and Hohmann (2008) *Br. J. Pharmacol.* 153:319-334). For example, systemic delivery of the CB<sub>2</sub>-selective agonist AM1241 suppresses hyperalgesia induced in the carrageenan, capsaicin, and formalin models of inflammatory pain in rodents (reviewed in Guindon and Hohmann (2008) *Br. J. Pharmacol.* 153:319-334). Local (subcutaneous) or systemic administration of AM1241 also reverses tactile and thermal hypersensitivity in rats following ligation of spinal nerves in the chronic constriction injury model of neuropathic pain (Malan, T. P. *et al.* (2001) *Pain* 93:239-245; Ibrahim, M. M. *et al.* (2003) *Proc. Natl. Acad. Sci.* 100(18):10529-10533), an effect which is inhibited by treatment with the CB<sub>2</sub>-selective antagonist AM630 (Ibrahim, M. M. *et al.* (2005) *Proc. Natl. Acad. Sci.* 102(8):3093-8). The CB<sub>2</sub>-selective agonist GW405833 administered systemically significantly reverses hypersensitivity to mechanical stimuli in rats following ligation of spinal nerves (Hu, B. *et al.* (2009) *Pain* 143:206-212). Thus, CB<sub>2</sub>-selective agonists have also been demonstrated to attenuate pain in experimental models of acute, inflammatory, and neuropathic pain, and hyperalgesia.

Accordingly, CB<sub>2</sub>-specific agonists and/or CB<sub>1</sub>/CB<sub>2</sub> agonists find use in the treatment and/or prophylaxis of acute nociception and inflammatory hyperalgesia, as well as the allodynia and hyperalgesia produced by neuropathic pain. For example, these agonists are useful as an analgesic to treat pain arising from autoimmune conditions; allergic reactions; bone and joint pain; muscle pain; dental pain; nephritic syndrome; scleroderma; thyroiditis; migraine and other headache pain; pain associated with diabetic neuropathy; fibromyalgia, HIV-related neuropathy, sciatica, and neuralgias; pain arising from cancer; and pain that occurs as an adverse affect of therapeutics for the treatment of disease.

Furthermore, although cannabinoids exert their antinociceptive effects by complex mechanisms involving effects on the central nervous system, spinal cord, and peripheral sensory nerves (reviewed in Pacher, P. *et al.* (2006) *Pharmacol. Rev.* 58(3): 389-462), an analysis of models of inflammatory and neuropathic pain in mice that are deficient for CB<sub>1</sub> only in nociceptive neurons localized in the peripheral nervous system demonstrates that the contribution of CB<sub>1</sub>-type receptors expressed on the peripheral terminals of nociceptors to cannabinoid-induced analgesia is paramount (Agarwal, N. *et al.* (2007) *Nat. Neurosci.* 10(7):



870-879). Accordingly, agonists of CB<sub>1</sub> that are unable to cross the blood brain barrier still find use in the treatment and/or prophylaxis of acute pain, inflammatory pain, neuropathic pain, and hyperalgesia.

The severity of the pain can be assessed with self-reported measures as is known in the art. Genreally, pain is assessed at rest, with appropriate activity (e.g., ambulation, cough), at baseline (prior to administration of the compound of Formula **Ia** or a pharmaceutically acceptable salt, solvate, hydrate, and/or *N*-oxide thereof and at regular intervals thereafter. Some of the most commonly used pain assessment instrcuments include the visual analog scale (VAS), numeric rating scale (NRS), and categorical Likert scale. The VAS is a written assessment that typically utilizes a unmarked 100-mm line with the left end marked as “no pain” and the right end marked as “worst pain imaginable.” Subjects put a mark on the line corresponding to their level of pain. The NRS can be applied ineither written or verbal form and typically utilizes a rating from 0 (corresponding to “no pain”) to 10 (corresponding to “worst pain imageinable”). Likert scales are typically four- or five-item instruments (e.g., ratings of “none”, “mild”, “moderate”, “severe”) that attempt to quantify pain.

It is understood that when the phrase “pharmaceutically acceptable salts, solvates and hydrates” is used when referring to a particular formula herein, it is intended to embrace solvates and/or hydrates of compounds of the particular formula, pharmaceutically acceptable salts of compounds of the particular formula as well as solvates and/or hydrates of pharmaceutically acceptable salts of compounds of the particular formula.

The compounds described herein can be administrated in a wide variety of oral and parenteral dosage forms. It will be apparent to those skilled in the art that the following dosage forms may comprise, as the active component, either a compound described herein or a pharmaceutically acceptable salt or as a solvate or hydrate thereof. Moreover, various hydrates and solvates of the compounds described herein and their salts will find use as intermediates in the manufacture of pharmaceutical compositions. Typical procedures for making and identifying suitable hydrates and solvates, outside those mentioned herein, are well known to those in the art; see for example, pages 202-209 of K.J. Guillory, “Generation of Polymorphs, Hydrates, Solvates, and Amorphous Solids,” in: Polymorphism in Pharmaceutical Solids, ed. Harry G. Brittan, Vol. 95, Marcel Dekker, Inc., New York, 1999, incorporated herein by reference in its entirety. Also provided are hydrates and solvates of compounds of Formula **Ia** and/or their pharmaceutical acceptable salts, as described herein, that can be isolated and characterized by methods known in the art, such as, thermogravimetric analysis (TGA), TGA-mass spectroscopy, TGA-Infrared spectroscopy, powder X-ray diffraction (XRPD), Karl Fisher titration, high resolution X-ray diffraction, and the like. There are several commercial entities that provide quick and efficient services for identifying solvates and hydrates on a routine basis. Example

companies offering these services include Wilmington PharmaTech (Wilmington, DE), Avantium Technologies (Amsterdam) and Aptuit (Greenwich, CT).

Polymorphism is the ability of a substance to exist as two or more crystalline phases that have different arrangements and/or conformations of the molecules in the crystal lattice.

- 5 Polymorphs show the same properties in the liquid or gaseous state but they behave differently in the solid state.

Besides single-component polymorphs, drugs can also exist as salts and other multicomponent crystalline phases. For example, solvates and hydrates may contain an API host and either solvent or water molecules, respectively, as guests. Analogously, when the guest  
10 compound is a solid at room temperature, the resulting form is often called a cocrystal. Salts, solvates, hydrates, and cocrystals may show polymorphism as well. Crystalline phases that share the same API host, but differ with respect to their guests, may be referred to as pseudopolymorphs of one another.

- Solvates contain molecules of the solvent of crystallization in a definite crystal lattice.  
15 Solvates, in which the solvent of crystallization is water, are termed hydrates. Because water is a constituent of the atmosphere, hydrates of drugs may be formed rather easily.

By way of example, Stahly recently published a polymorph screens of 245 compounds consisting of a “wide variety of structural types” revealed that about 90% of them exhibited multiple solid forms. Overall, approximately half the compounds were polymorphic, often  
20 having one to three forms. About one-third of the compounds formed hydrates, and about one-third formed solvates. Data from cocrystal screens of 64 compounds showed that 60% formed cocrystals other than hydrates or solvates. (G. P. Stahly, *Crystal Growth & Design* (2007), 7(6), 1007-1026.)

- As will be recognized, the steps of the methods described herein need not be performed  
25 any particular number of times or in any particular sequence. Additional objects, advantages and novel features of this invention will become apparent to those skilled in the art upon examination of the following examples thereof, which are intended to be illustrative and not intended to be limiting.

## 30 EXAMPLES

### Example 1: Syntheses.

Illustrated syntheses for compounds described herein are shown in Figures 5 through 10 where the symbols have the same definitions as used throughout this disclosure.

- The compounds and their syntheses are further illustrated by the following examples.  
35 The following examples are provided to further define the invention without, however, limiting the invention to the particulars of these examples. The compounds described herein, *supra* and *infra*, are named according to AutoNom version 2.2, AutoNom 2000, CS ChemDraw Ultra

Version 7.0.1, or CS ChemDraw Ultra Version 9.0.7. In certain instances common names are used and it is understood that these common names would be recognized by those skilled in the art.

**Chemistry:** Proton nuclear magnetic resonance ( $^1\text{H}$  NMR) spectra were recorded on a Bruker Avance-400 equipped with a QNP (Quad Nucleus Probe) or a BBI (Broad Band Inverse) and z-gradient. Chemical shifts are given in parts per million (ppm) with the residual solvent signal used as reference. NMR abbreviations are used as follows: s = singlet, d = doublet, dd = doublet of doublets, ddd = doublet of doublet of doublets, dt = doublet of triplets, t = triplet, td = triplet of doublets, tt = triplet of triplets, q = quartet, m = multiplet, bs = broad singlet, bt = broad triplet. Microwave irradiations were carried out using a Smith Synthesizer<sup>TM</sup> or an Emrys Optimizer<sup>TM</sup> (Biotage). Thin-layer chromatography (TLC) was performed on silica gel 60 F<sub>254</sub> (Merck), preparatory thin-layer chromatography (prep TLC) was performed on PK6F silica gel 60 Å 1 mm plates (Whatman) and column chromatography was carried out on a silica gel column using Kieselgel 60, 0.063-0.200 mm (Merck). Evaporation was done under reduced pressure on a Büchi rotary evaporator.

LCMS spec: HPLC-pumps: LC-10AD VP, Shimadzu Inc.; HPLC system controller: SCL-10A VP, Shimadzu Inc; UV-Detector: SPD-10A VP, Shimadzu Inc; Autosampler: CTC HTS, PAL, Leap Scientific; Mass spectrometer: API 150EX with Turbo Ion Spray source, AB/MDS Sciex; Software: Analyst 1.2.

**Example 1.1: Preparation of (1a*R*,5a*R*)-2-(2,4-Difluoro-phenyl)-1a,2,5,5a-tetrahydro-1*H*-2,3-diaza-cyclopropa[a]pentalene-4-carboxylic Acid (Intermediate 1).**

**Step A: Preparation of (1a*R*,5a*R*)-2-(2,4-Difluoro-phenyl)-1a,2,5,5a-tetrahydro-1*H*-2,3-diaza-cyclopropa[a]pentalene-4-carboxylic Acid Ethyl Ester. Method A**

To a solution of (1*R*,5*S*)-bicyclo[3.1.0]hexan-2-one (9.19 g, 96 mmol) and diethyl oxalate (12.98 mL, 96 mmol) in absolute ethanol (300 mL) was added a 1.0 M THF solution of potassium *tert*-butoxide (105 mL, 105 mmol). The resulting yellow solution was stirred at 20 °C for 2 h. (2,4-difluorophenyl)hydrazine hydrochloride (17.26 g, 96 mmol) was added followed by a 3.0 M aqueous solution of hydrogen chloride (96 mL, 287 mmol). The reaction was stirred at 40 °C for 18 h. The volume was reduced by about 200 mL, and then brine (300 mL) was added. The mixture was extracted with dichloromethane (3 × 250 mL). The combined organic extracts were dried (MgSO<sub>4</sub>), filtered, and then concentrated. The residue was purified by silica gel flash chromatography to give the title compound as a yellow solid (18.4 g). LCMS  $m/z$  = 305.3 [M+H]<sup>+</sup>;  $^1\text{H}$  NMR (400 MHz, CDCl<sub>3</sub>)  $\delta$  ppm 0.49 (td,  $J$  = 4.8, 3.3 Hz, 1H), 1.16 (td,  $J$  = 7.8, 5.0 Hz, 1H), 1.38 (t,  $J$  = 7.1 Hz, 3H), 2.11-2.16 (m, 1H), 2.24-2.30 (m, 1H), 2.90 (d,  $J$  = 16.6 Hz, 1H), 3.03 (dd,  $J$  = 16.4, 6.3 Hz, 1H), 4.38 (q,  $J$  = 7.1 Hz, 2H), 6.97-7.02 (m, 2H), 7.66-7.72 (m, 1H).

**Step B: Preparation of (1aR,5aR)-2-(2,4-Difluoro-phenyl)-1a,2,5,5a-tetrahydro-1H-2,3-diaza-cyclopropa[a]pentalene-4-carboxylic Acid. Method B**

To a solution of (1aR,5aR)-2-(2,4-difluoro-phenyl)-1a,2,5,5a-tetrahydro-1H-2,3-diaza-cyclopropa[a]pentalene-4-carboxylic acid ethyl ester (17.4 g, 57.2 mmol) in methanol (100 mL) and THF (100 mL) was added a 2.0 M aqueous solution of sodium hydroxide (86 mL, 172 mmol). The resulting orange solution was stirred at 23 °C for 3 h. The organic solvents were removed under reduced pressure. The remaining aqueous solution was diluted to 150 mL with water and then acidified to pH 2 by addition of 6 M HCl while stirring vigorously. The precipitate was collected by filtration, rinsed with water, and then dried under reduced pressure to give the title compound as a tan solid (15.62 g). LCMS  $m/z$  = 277.3  $[M+H]^+$ ;  $^1H$  NMR (400 MHz, DMSO- $d_6$ )  $\delta$  ppm 0.41 (td,  $J$  = 4.6, 3.4 Hz, 1H), 1.15 (td,  $J$  = 7.8, 4.7 Hz, 1H), 2.16-2.21 (m, 1H), 2.23-2.29 (m, 1H), 2.76 (d,  $J$  = 16.2 Hz, 1H), 2.90 (dd,  $J$  = 16.4, 6.2 Hz, 1H), 7.27-7.32 (m, 1H), 7.56-7.62 (m, 1H), 7.75 (td,  $J$  = 9.0, 5.9 Hz, 1H), 12.93 (bs, 1H).

**Example 1.2: Preparation of (1aR,5aR)-2-(Pyrazin-2-yl)-1a,2,5,5a-tetrahydro-1H-2,3-diaza-cyclopropa[a]pentalene-4-carboxylic Acid (Intermediate 2).**

**Step A: Preparation of Potassium 2-Ethoxy-2-oxo-1-((1R,5R)-2-oxobicyclo[3.1.0]hexan-3-ylidene)ethanolate.**

To a solution of (1R,5S)-bicyclo[3.1.0]hexan-2-one (10 g, 91 mmol) and diethyl oxalate (12.29 mL, 91 mmol) in absolute ethanol (250 mL) was added a 1.0 M THF solution of potassium *tert*-butoxide (91 mL, 91 mmol). The resulting yellow solution was stirred at 20 °C for 3 h. The mixture was diluted with diethyl ether (250 mL). The precipitate was collected by filtration, rinsed with diethyl ether, and then dried under reduced pressure to give the title compound as a yellow solid (16.7 g). LCMS  $m/z$  = 197.2  $[M+H]^+$ ;  $^1H$  NMR (400 MHz, DMSO- $d_6$ )  $\delta$  ppm 0.14 (td,  $J$  = 4.5, 3.4 Hz, 1H), 0.78 (td,  $J$  = 8.0, 3.3 Hz, 1H), 1.15 (t,  $J$  = 7.2 Hz, 3H), 1.26-1.31 (m, 1H), 1.41-1.47 (m, 1H), 2.27 (dd,  $J$  = 14.2, 1.4 Hz, 1H), 2.39 (dd,  $J$  = 14.2, 6.2 Hz, 1H), 3.91-4.01 (m, 2H).

**Step B: Preparation of (1aR,5aR)-2-(Pyrazin-2-yl)-1a,2,5,5a-tetrahydro-1H-2,3-diaza-cyclopropa[a]pentalene-4-carboxylic Acid Ethyl Ester. Method C**

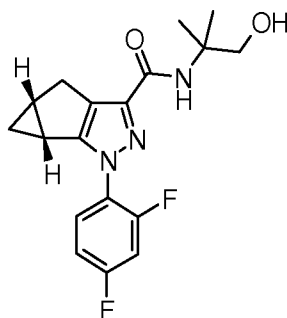
To a stirred suspension of 2-ethoxy-2-oxo-1-((1R,5R)-2-oxobicyclo[3.1.0]hexan-3-ylidene)ethanolate (300 mg, 1.28 mmol) in ethanol (5 mL) was added 2-hydrazinylpyrazine (141 mg, 1.28 mmol) followed by 6 N HCl (0.5 mL, 3.0 mmol). The reaction was stirred overnight at room temperature. The reaction was diluted with H<sub>2</sub>O and extracted with DCM. The combined organic phases were washed with H<sub>2</sub>O, dried over MgSO<sub>4</sub>, and concentrated. Purification by silica gel flash chromatography gave the title compound (150 mg). LCMS  $m/z$  = 271.2  $[M+H]^+$ ;  $^1H$  NMR (400 MHz, CDCl<sub>3</sub>)  $\delta$  ppm 0.47 (td,  $J$  = 4.7 and 3.4 Hz, 1H), 1.22-1.28 (m, 1H), 1.39 (t,  $J$  = 7.1 Hz, 3H), 2.26-2.30 (m, 1H), 2.77-2.82 (m, 1H), 2.87 (d,  $J$  = 16.6 Hz,

1H), 2.98 (dd,  $J = 16.6$  and  $6.3$  Hz, 1H), 4.40 (q,  $J = 7.1$  Hz, 2H), 8.40 (dd,  $J = 2.6$  and  $1.5$  Hz, 1H), 8.51 (d,  $J = 2.5$  Hz, 1H), 9.39 (d,  $J = 1.3$  Hz, 1H).

**Step C: Preparation of (1a*R*,5a*R*)-2-(Pyrazin-2-yl)-1a,2,5,5a-tetrahydro-1*H*-2,3-diaza-cyclopropa[a]pentalene-4-carboxylic Acid. Method D**

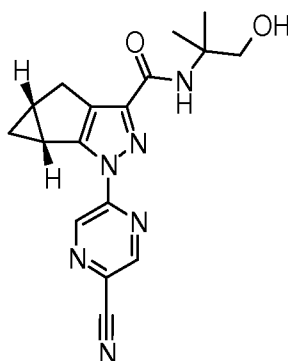
5 To a solution of (1a*R*,5a*R*)-2-(pyrazin-2-yl)-1a,2,5,5a-tetrahydro-1*H*-2,3-diaza-cyclopropa[a]pentalene-4-carboxylic acid ethyl ester (150 mg, 0.56 mmol) in dioxane (2 mL) was added 1 N LiOH (1.1 mL, 1.11 mmol). The reaction was stirred for 1 h at 80 °C, and cooled to room temperature. The reaction was acidified to pH 2 with 4 N HCl and diluted with H<sub>2</sub>O to form precipitate. The resulting precipitate was collected by filtration, rinsed with water, and then  
10 dried to give the title compound as a white solid (100 mg). LCMS  $m/z = 243.3$  [M+H]<sup>+</sup>; <sup>1</sup>H NMR (400 MHz, DMSO-*d*<sub>6</sub>)  $\delta$  ppm 0.43 (td,  $J = 4.5$  and  $3.4$  Hz, 1H), 1.26 (td,  $J = 7.7$  and  $4.4$  Hz, 1H), 2.26-2.33 (m, 1H), 2.70-2.79 (m, 2H), 2.89 (dd,  $J = 16.6$  and  $6.3$  Hz, 1H), 8.60 (dd,  $J = 2.6$  and  $1.5$  Hz, 1H), 8.67 (d,  $J = 2.6$  Hz, 1H), 9.17 (d,  $J = 1.4$  Hz, 1H), 13.01 (s, 1H).

**Example 1.3: Preparation of (1a*R*,5a*R*)-2-(2,4-Difluoro-phenyl)-1a,2,5,5a-tetrahydro-1*H*-  
15 2,3-diaza-cyclopropa[a]pentalene-4-carboxylic Acid (2-Hydroxy-1,1-dimethyl-ethyl)-amide (Compound 493).**



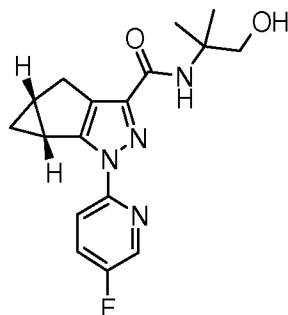
To a stirred solution of **Intermediate 1** (see **Example 1.1**, 2 g, 7.24 mmol), benzotriazole-1-yl-oxytripyrrolidinophosphonium hexafluorophosphate (PyBOP, 4.52 g, 8.69  
20 mmol) and DIEA (2.52 mL, 14.48 mmol) in DMF (20 mL) was added 2-amino-2-methylpropan-1-ol (0.833 mL, 8.69 mmol). The reaction was stirred at room temperature overnight, then poured into water, and extracted with ethyl acetate. The combined organics were dried and concentrated. The residue was purified by silica gel column chromatography to give the title compound as a white solid (2.08 g). LCMS  $m/z = 348.4$  [M+H]<sup>+</sup>; <sup>1</sup>H NMR (400 MHz, CDCl<sub>3</sub>)  $\delta$   
25 ppm 0.48 (td,  $J = 4.7$ , 3.3 Hz, 1H), 1.16 (td,  $J = 7.8$ , 4.9 Hz, 1H), 1.371 (s, 3H), 1.376 (s, 3H), 2.08-2.13 (m, 1H), 2.25-2.31 (m, 1H), 2.94 (d,  $J = 16.8$  Hz, 1H), 3.04 (dd,  $J = 16.4$ , 6.2 Hz, 1H), 3.68 (d,  $J = 3.5$  Hz, 2H), 4.81-4.84 (m, 1H), 6.88 (bs, 1H), 6.99-7.05 (m, 2H), 7.59-7.65 (m, 1H).

**Example 1.4: Preparation of (1a*R*,5a*R*)-2-(5-Cyano-pyrazin-2-yl)-1a,2,5,5a-tetrahydro-1*H*-  
30 2,3-diaza-cyclopropa[a]pentalene-4-carboxylic Acid (2-Hydroxy-1,1-dimethyl-ethyl)-amide (Compound 264).**



A heterogeneous mixture of (1aR,5aR)-2-(5-bromo-pyrazin-2-yl)-1a,2,5,5a-tetrahydro-1H-2,3-diaza-cyclopropa[a]pentalene-4-carboxylic acid (2-hydroxy-1,1-dimethyl-ethyl)-amide (40 mg, 0.10 mmol) and cyanocopper (13.7 mg, 0.15 mmol) in NMP (1.0 mL) in a heavy walled tube was heated at 200 °C under microwave irradiation for 2 h. The reaction was filtered and purified by preparative HPLC to give the title compound. LCMS  $m/z$  = 339.6  $[M+H]^+$ ;  $^1H$  NMR (400 MHz,  $CDCl_3$ )  $\delta$  ppm 0.46 (td,  $J$  = 4.7 and 3.4 Hz, 1H), 1.29 (td,  $J$  = 8.0 and 4.7 Hz, 1H), 1.42 (s, 3H), 1.43 (s, 3H), 2.30-2.37 (m, 1H), 2.71-2.77 (m, 1H), 2.92 (d,  $J$  = 17.0 Hz, 1H), 3.01 (dd,  $J$  = 16.8 and 6.2 Hz, 1H), 3.71 (s, 2H), 4.29 (s, 1H), 6.90 (s, 1H), 8.72 (d,  $J$  = 1.4 Hz, 1H), 9.33 (d,  $J$  = 1.4 Hz, 1H).

**Example 1.5: Preparation of (1aR,5aR)-2-(5-Fluoro-pyridin-2-yl)-1a,2,5,5a-tetrahydro-1H-2,3-diaza-cyclopropa[a]pentalene-4-carboxylic Acid (2-Hydroxy-1,1-dimethyl-ethyl)-amide (Compound 309).**



**Step A: Preparation of (1aR,5aR)-2-(5-Fluoropyridin-2-yl)-1a,2,5,5a-tetrahydro-1H-2,3-diaza-cyclopropa[a]pentalene-4-carboxylic Acid Ethyl Ester.**

To a solution of hydrazine monohydrate (3.13 mL, 64.6 mmol) in 1-butanol (8 mL) in a thick-walled glass tube was added 2-chloro-5-fluoropyridine (1.00 g, 7.60 mmol). The vessel was flushed with nitrogen then sealed. The solution was heated under microwave irradiation at 200 °C for 8 h. The reaction was concentrated under reduced pressure leaving an orange solid. The solid was taken up in ethyl acetate (30 mL), and the insoluble material was removed by filtration. The filtrate was concentrated to give an orange solid (0.8 g) as a 39:61 mixture of 5-fluoro-2-hydrazinylpyridine and 2-chloro-5-hydrazinylpyridine.

The title compound was prepared in a manner similar to that described in **Method C** using potassium 2-ethoxy-2-oxo-1-((1*R*,5*R*)-2-oxobicyclo[3.1.0]hexan-3-ylidene)ethanolate and mixture of 5-fluoro-2-hydrazinylpyridine and 2-chloro-5-hydrazinylpyridine. LCMS  $m/z$  = 288.2  $[M+H]^+$ .

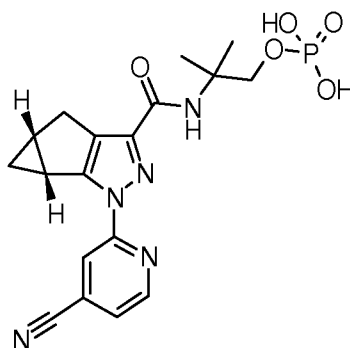
5           **Step B: Preparation of (1*aR*,5*aR*)-2-(5-Fluoropyridin-2-yl)-1*a*,2,5,5*a*-tetrahydro-1*H*-2,3-diaza-cyclopropa[*a*]pentalene-4-carboxylic Acid.**

The title compound was prepared in a manner similar to that described in **Method B** using (1*aR*,5*aR*)-2-(5-fluoropyridin-2-yl)-1*a*,2,5,5*a*-tetrahydro-1*H*-2,3-diaza-cyclopropa[*a*]pentalene-4-carboxylic acid ethyl ester. LCMS  $m/z$  = 260.2  $[M+H]^+$ .

10           **Step C: Preparation of (1*aR*,5*aR*)-2-(5-Fluoro-pyridin-2-yl)-1*a*,2,5,5*a*-tetrahydro-1*H*-2,3-diaza-cyclopropa[*a*]pentalene-4-carboxylic Acid (2-Hydroxy-1,1-dimethyl-ethyl)-amide.**

The title compound was prepared in a manner similar to that described in **Method G** using (1*aR*,5*aR*)-2-(5-fluoropyridin-2-yl)-1*a*,2,5,5*a*-tetrahydro-1*H*-2,3-diaza-cyclopropa[*a*]pentalene-4-carboxylic acid and 2-amino-2-methylpropan-1-ol. LCMS  $m/z$  = 331.2  $[M+H]^+$ ;  $^1H$  NMR (400 MHz,  $CDCl_3$ )  $\delta$  ppm 0.45 (td,  $J$  = 4.7, 3.3 Hz, 1H), 1.24 (td,  $J$  = 7.9, 4.8 Hz, 1H), 1.404 (s, 3H), 1.408 (s, 3H), 2.24-2.30 (m, 1H), 2.74-2.79 (m, 1H), 2.91 (d,  $J$  = 16.7 Hz, 1H), 3.00 (dd,  $J$  = 16.6, 6.2 Hz, 1H), 3.70 (d,  $J$  = 6.2 Hz, 2H), 4.72 (t,  $J$  = 6.3 Hz, 1H), 6.92 (s, 1H), 7.55 (ddd,  $J$  = 9.1, 7.6, 3.0 Hz, 1H), 7.91 (dd,  $J$  = 9.1, 3.9 Hz, 1H), 8.31 (d,  $J$  = 2.8 Hz, 1H).

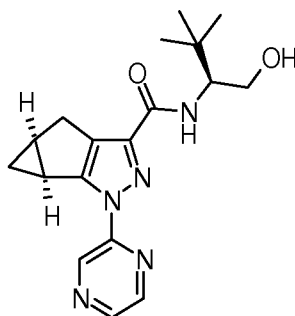
**Example 1.6: Preparation of Phosphoric Acid mono-(2-[(1*aR*,5*aR*)-2-(4-Cyano-pyridin-2-yl)-1*a*,2,5,5*a*-tetrahydro-1*H*-2,3-diaza-cyclopropa[*a*]pentalene-4-carbonyl]-amino)-2-methyl-propyl) Ester (Compound 646).**



25           A solution of (1*aR*,5*aR*)-2-(4-cyano-pyridin-2-yl)-1*a*,2,5,5*a*-tetrahydro-1*H*-2,3-diaza-cyclopropa[*a*]pentalene-4-carboxylic acid (2-hydroxy-1,1-dimethyl-ethyl)-amide (500 mg, 1.482 mmol) in pyridine (10 mL) was cooled in a dry-ice/acetone bath until the mixture solidified. The cooling bath was removed and phosphoryl trichloride (0.691 mL, 7.41 mmol) was added as soon as the mixture melted (ca -42 °C). The cooling bath was replaced periodically, maintaining the temperature at -42 °C while stirring for 45 minutes. Still at -42 °C, 50 mL 0.5 M aqueous HCl

was added. The volume was reduced to 20 mL by distillation under reduced pressure (50 °C water bath). The remaining solution was purified by preparative HPLC to give a white solid (338 mg). The solid was suspended in water (10 mL) and acetonitrile (2 mL). Sodium carbonate (81.5 mg, 0.769 mmol) was added to form a solution. The resulting solution was lyophilized to give the sodium salt of the title compound as a white solid (385 mg). LCMS  $m/z$  = 418.3  $[M+H]^+$ ;  $^1H$  NMR (400 MHz,  $D_2O$ )  $\delta$  ppm 0.53-0.56 (m, 1H), 1.33-1.38 (m, 1H), 1.53 (s, 6H), 2.41-2.47 (m, 1H), 2.69-2.73 (m, 1H), 2.89 (d,  $J$  = 16.4 Hz, 1H), 3.00 (dd,  $J$  = 16.4, 6.2 Hz, 1H), 3.91 (d,  $J$  = 4.2 Hz, 2H), 7.26 (d,  $J$  = 4.2 Hz, 1H), 8.26-7.33 (s, 1H), 8.72 (d,  $J$  = 4.6 Hz, 1H).  $^{31}P$  NMR (162 MHz,  $D_2O$ , no decoupling)  $\delta$  ppm 3.36 (t,  $J$  = 4.5 Hz, 1H).

**Example 1.7: Preparation of (1a*S*,5a*S*)-2-Pyrazin-2-yl-1a,2,5,5a-tetrahydro-1*H*-2,3-diaza-cyclopropa[*a*]pentalene-4-carboxylic Acid ((*S*)-1-Hydroxymethyl-2,2-dimethyl-propyl)-amide (Compound 696).**



**Step A: Preparation of (1a*S*,5a*S*)-2-(pyrazin-2-yl)-1a,2,5,5a-tetrahydro-1*H*-2,3-diaza-cyclopropa[*a*]pentalene-4-carboxylic Acid.**

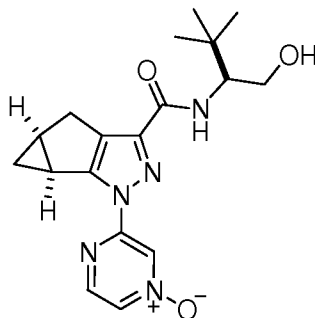
The title compound was prepared in a manner similar to that described in **Example 1.2**. LCMS  $m/z$  = 243.1  $[M+H]^+$ ;  $^1H$  NMR (400 MHz,  $DMSO-d_6$ )  $\delta$  ppm 0.43 (td,  $J$  = 4.6, 3.2 Hz, 1H), 1.26 (td,  $J$  = 8.0, 4.6 Hz, 1H), 2.27-2.33 (m, 1H), 2.71-2.75 (m, 1H), 2.75 (d,  $J$  = 16.7 Hz, 1H), 2.89 (dd,  $J$  = 16.4, 6.4 Hz, 1H), 8.61 (dd,  $J$  = 2.5, 1.4 Hz, 1H), 8.67 (d,  $J$  = 2.7 Hz, 1H), 9.17 (d,  $J$  = 1.4 Hz, 1H), 12.99 (s, 1H).

**Step B: Preparation of (1a*S*,5a*S*)-2-Pyrazin-2-yl-1a,2,5,5a-tetrahydro-1*H*-2,3-diaza-cyclopropa[*a*]pentalene-4-carboxylic Acid ((*S*)-1-Hydroxymethyl-2,2-dimethyl-propyl)-amide.**

The title compound was prepared in a manner similar to that described in **Method G**, using (1a*S*,5a*S*)-2-(pyrazin-2-yl)-1a,2,5,5a-tetrahydro-1*H*-2,3-diaza-cyclopropa[*a*]pentalene-4-carboxylic acid and (*S*)-2-amino-3,3-dimethylbutan-1-ol. LCMS  $m/z$  = 342.2  $[M+H]^+$ ;  $^1H$  NMR (400 MHz,  $CDCl_3$ )  $\delta$  ppm 0.48 (td,  $J$  = 4.6, 3.4 Hz, 1H), 1.05 (s, 9H), 1.24 (td,  $J$  = 8.0, 4.7 Hz, 1H), 2.26-2.32 (m, 1H), 2.74-2.78 (m, 1H), 2.94 (d,  $J$  = 16.8 Hz, 1H), 3.01 (dd,  $J$  = 16.7, 6.1 Hz, 1H), 3.67-3.72 (m, 1H), 3.93-3.98 (m, 2H), 7.08 (d,  $J$  = 8.5 Hz, 1H), 8.42 (dd,  $J$  = 1.4, 0.9 Hz, 1H), 8.51 (d,  $J$  = 2.7 Hz, 1H), 9.26 (d,  $J$  = 1.1 Hz, 1H).



**Example 1.8: Preparation of (1a*S*,5a*S*)-2-(4-Oxy-pyrazin-2-yl)-1a,2,5,5a-tetrahydro-1*H*-2,3-diaza-cyclopropa[*a*]pentalene-4-carboxylic Acid ((*S*)-1-Hydroxymethyl-2,2-dimethyl-propyl)-amide (Compound 699). Method PPP**

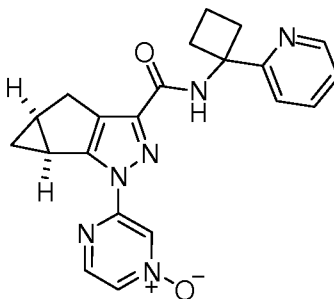


To a solution of (1a*S*,5a*S*)-2-pyrazin-2-yl-1a,2,5,5a-tetrahydro-1*H*-2,3-diaza-cyclopropa[*a*]pentalene-4-carboxylic acid ((*S*)-1-hydroxymethyl-2,2-dimethyl-propyl)-amide (900 mg, 2.64 mmol) in chloroform (10 mL) was added 3-chlorobenzoperoxoic acid (1772 mg, 7.91 mmol). The reaction was stirred at 23 °C for 3 h. Additional MCPBA (1.2 g) was added and stirring was continued at room temperature for 18 h. The mixture was purified by silica gel column chromatography to give the title compound (550 mg) as a white solid. LCMS  $m/z$  = 358.3  $[M+H]^+$ ;  $^1H$  NMR (400 MHz,  $CDCl_3$ )  $\delta$  ppm 0.49 (td,  $J$  = 4.6, 3.3 Hz, 1H), 1.03 (s, 9H), 1.27 (td,  $J$  = 8.0, 4.9 Hz, 1H), 2.08 (bs, 1H), 2.27-2.33 (m, 1H), 2.71-2.76 (m, 1H), 2.93 (d,  $J$  = 16.8 Hz, 1H), 3.00 (dd,  $J$  = 16.7, 6.1 Hz, 1H), 3.65-3.71 (m, 1H), 3.92-3.97 (m, 2H), 6.97 (d,  $J$  = 8.5 Hz, 1H), 7.99 (dd,  $J$  = 4.0, 1.4 Hz, 1H), 8.28 (d,  $J$  = 4.2 Hz, 1H), 8.78 (dd,  $J$  = 1.4, 0.8 Hz, 1H).

A sample was recrystallized from  $CH_2Cl_2$ /hexane to give a crystalline solvate. A thermogravimetric analysis (TGA) thermogram for this solvate showed a loss of ~5% weight occurring with a melting endotherm at 164°C.

A non-solvated form of Compound **699** was slurried in  $CH_2Cl_2$  and stirred at ~28°C overnight. The suspension was filtered using a centrifuge filter and air dried prior to powder X-ray diffraction pattern (PXRD) analysis. The PXRD pattern showed the material following  $CH_2Cl_2$  slurry to be indistinguishable from the original solvate form resulting from recrystallized from  $CH_2Cl_2$ /hexane. The differential scanning calorimetry (DSC) thermogram and thermogravimetric analysis (TGA) thermogram for the crystalline  $CH_2Cl_2$  solvate obtained from recrystallization using  $CH_2Cl_2$ /hexane is shown in Figure 11; and the PXRD pattern for each of the crystalline  $CH_2Cl_2$  solvates obtained from two the different methods (i.e., recrystallization using  $CH_2Cl_2$ /hexane; and non-solvated Compound **699** slurried in  $CH_2Cl_2$ ) is shown as an overlay in Figure 12.

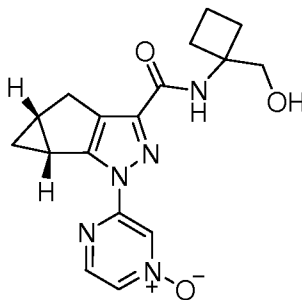
**Example 1.9: Preparation of (1a*S*,5a*S*)-2-(4-Oxy-pyrazin-2-yl)-1a,2,5,5a-tetrahydro-1*H*-2,3-diaza-cyclopropa[*a*]pentalene-4-carboxylic Acid (1-Pyridin-2-yl-cyclobutyl)-amide (Compound 700).**



The title compound was prepared in a manner similar to that described in **Method G**, using (1*S*,5*aS*)-2-(4-oxy-pyrazin-2-yl)-1*a*,2,5,5*a*-tetrahydro-1*H*-2,3-diaza-

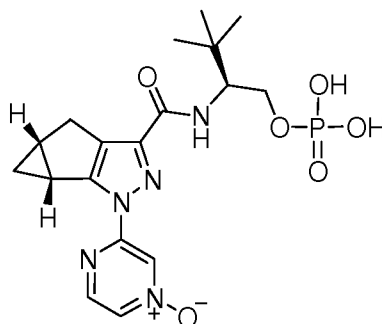
cyclopropa[a]pentalene-4-carboxylic acid and 1-(pyridin-2-yl)cyclobutanamine. LCMS  $m/z$  = 389.4  $[M+H]^+$ ;  $^1H$  NMR (400 MHz,  $CDCl_3$ )  $\delta$  ppm 0.46 (td,  $J$  = 4.7, 3.4 Hz, 1H), 1.25 (td,  $J$  = 7.8, 4.8 Hz, 1H), 1.97-2.08 (m, 1H), 2.19-2.31 (m, 2H), 2.70-2.78 (m, 3H), 2.84-2.92 (m, 3H), 2.98 (dd,  $J$  = 16.7, 6.2 Hz, 1H), 7.19 (t,  $J$  = 5.7 Hz, 1H), 7.62 (d,  $J$  = 8.0 Hz, 1H), 7.72 (t,  $J$  = 7.2 Hz, 1H), 7.98 (dd,  $J$  = 4.2, 1.5 Hz, 1H), 8.00-8.04 (m, 1H), 8.28 (d,  $J$  = 4.2 Hz, 1H), 8.61-8.63 (m, 1H), 8.85 (s, 1H).

**Example 1.10: Preparation of (1*R*,5*aR*)-2-(4-Oxy-pyrazin-2-yl)-1*a*,2,5,5*a*-tetrahydro-1*H*-2,3-diaza-cyclopropa[a]pentalene-4-carboxylic Acid (1-Hydroxymethyl-cyclobutyl)-amide (Compound 698).**



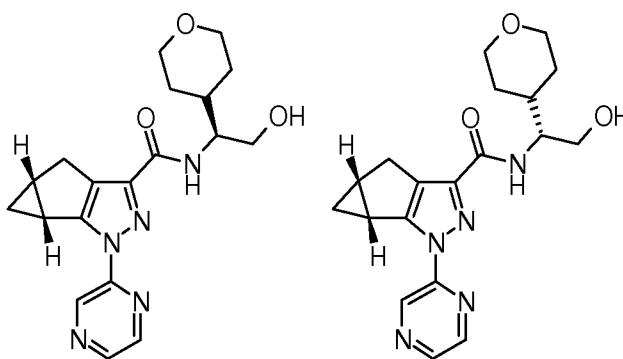
The title compound was prepared in a manner similar to that described in **Example 1.57**. LCMS  $m/z$  = 342.3  $[M+H]^+$ ;  $^1H$  NMR (400 MHz,  $CDCl_3$ )  $\delta$  ppm 0.46 (dd,  $J$  = 8.0 and 4.7 Hz, 1H), 1.28 (td,  $J$  = 7.9 and 5.0 Hz, 1H), 1.87-2.07 (m, 2H), 2.22-2.37 (m, 5H), 2.71-2.76 (m, 1H), 2.90 (d,  $J$  = 17.0 Hz, 1H), 2.99 (dd,  $J$  = 16.7 and 6.2 Hz, 1H), 3.89 (s, 2H), 7.15 (s, NH, 1H), 8.00 (dd,  $J$  = 4.1 and 1.5 Hz, 1H), 8.28 (d,  $J$  = 4.1 Hz, 1H), 8.80 (s, 1H).

**Example 1.11: Preparation of Phosphoric Acid mono-((*S*)-3,3-Dimethyl-2-[(1*R*,5*aR*)-2-(4-oxy-pyrazin-2-yl)-1*a*,2,5,5*a*-tetrahydro-1*H*-2,3-diaza-cyclopropa[a]pentalene-4-carbonyl]-amino}-butyl) Ester (Compound 703).**



To a solution of phosphoric acid mono-[(S)-3,3-dimethyl-2-[(1aR,5aR)-2-pyrazin-2-yl-1a,2,5,5a-tetrahydro-1H-2,3-diaza-cyclopropa[a]pentalene-4-carbonyl]-amino]-butyl} ester (500 mg, 1.074 mmol) in formic acid (5 mL) was added hydrogen peroxide (35% in water, 0.31 mL, 3.22 mmol). The reaction was stirred at 45 °C for 6 h and concentrated. The residue was purified by preparative HPLC to give the title compound (284 mg) as a white solid. LCMS  $m/z$  = 438.4 [M+H]<sup>+</sup>; <sup>1</sup>H NMR (400 MHz, CDCl<sub>3</sub>) δ ppm 0.54 (dd,  $J$  = 8.0 and 4.7 Hz, 1H), 1.05 (s, 9H), 1.25 (td,  $J$  = 7.9 and 5.0 Hz, 1H), 2.27-2.33 (m, 1H), 2.70-2.74 (m, 1H), 2.90 (d,  $J$  = 17.2 Hz, 1H), 2.99 (dd,  $J$  = 16.7 and 6.2 Hz, 1H), 4.11-4.16 (m, 1H), 4.22-4.34 (m, 2H), 7.55 (d,  $J$  = 10.2 Hz, NH, 1H), 8.02 (dd,  $J$  = 4.1 and 1.5 Hz, 1H), 8.38 (d,  $J$  = 4.1 Hz, 1H), 9.32 (s, 1H).

**Example 1.12: Preparation of (1aR,5aR)-2-Pyrazin-2-yl-1a,2,5,5a-tetrahydro-1H-2,3-diaza-cyclopropa[a]pentalene-4-carboxylic Acid (2-Hydroxy-1-tetrahydro-pyran-4-yl-ethyl)-amide (Mixture of Compound 684 and Compound 685).**



The title compound was prepared in a manner similar to that described in **Method G** using **Intermediate 2** and 2-amino-2-(tetrahydro-2H-pyran-4-yl)ethanol. LCMS  $m/z$  = 370.2 [M+H]<sup>+</sup>; <sup>1</sup>H NMR (400 MHz, CDCl<sub>3</sub>) δ ppm 0.46-0.50 (m, 1H), 1.26 (td,  $J$  = 7.8 and 4.6 Hz, 1H), 1.42-1.54 (m, 2H), 1.72 (d,  $J$  = 12.6 Hz, 2H), 1.98-2.09 (m, 1H), 2.27-2.34 (m, 1H), 2.51 (bs, 1H), 2.73-2.79 (m, 1H), 2.94 (d,  $J$  = 16.8 Hz, 1H), 3.01 (dd,  $J$  = 16.4 and 6.1 Hz, 1H), 3.36-3.45 (m, 2H), 3.82-3.89 (m, 3H), 4.01 (dd,  $J$  = 11.2 and 4.0 Hz, 2H), 7.11 (d,  $J$  = 7.6 Hz, 1H), 8.42 (dd,  $J$  = 2.5 and 1.5 Hz, 1H), 8.51 (d,  $J$  = 2.4 Hz, 1H), 9.26 (d,  $J$  = 1.4 Hz, 1H).

**Resolution via Chiral HPLC.**

Column: normal phase preparative Chiralcel OD®, 5 cm ID × 50 cm L, 20 μm particle size  
Eluent: 90% hexane/10% IPA

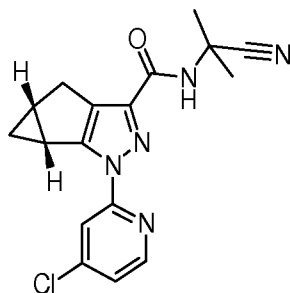
Gradient: isocratic

Flow: 60 mL/min

Detector: 280 nm

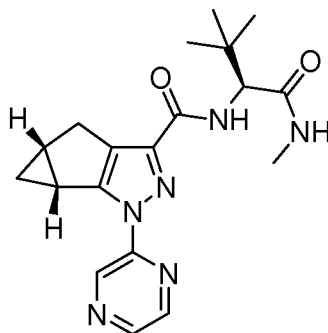
Retention Times: 1<sup>st</sup> diastereomer - 31 min; 2<sup>nd</sup> diastereomer - 35 min.

- 5 **Example 1.13: Preparation of (1a*R*,5a*R*)-2-(4-Chloro-pyridin-2-yl)-1a,2,5,5a-tetrahydro-1*H*-2,3-diaza-cyclopropa[a]pentalene-4-carboxylic Acid (Cyano-dimethyl-methyl)-amide (Compound 625). Method JJJ**



- A mixture of (1a*R*,5a*R*)-2-(4-bromo-pyridin-2-yl)-1a,2,5,5a-tetrahydro-1*H*-2,3-diaza-cyclopropa[a]pentalene-4-carboxylic acid (cyano-dimethyl-methyl)-amide (0.800 g, 2.071 mmol), lithium chloride (0.878 g, 20.71 mmol) and tetrabutylammonium bromide (0.334 g, 1.036 mmol) in DMA (10 mL) was heated in a heavy-walled sealed tube under microwave irradiation at 180 °C for 11 h. The mixture was purified by preparative HPLC to give the title compound (160 mg) as a white solid. LCMS  $m/z$  = 342.1  $[M+H]^+$ ; <sup>1</sup>H NMR (400 MHz, CDCl<sub>3</sub>) δ ppm 0.45 (td,  $J$  = 4.6, 3.4 Hz, 1H), 1.26 (td,  $J$  = 8.0, 4.9 Hz, 1H), 1.839 (s, 3H), 1.844 (s, 3H), 2.25-2.31 (m, 1H), 2.78-2.82 (m, 1H), 2.94 (d,  $J$  = 16.8 Hz, 1H), 3.02 (dd,  $J$  = 16.7, 6.1 Hz, 1H), 6.91 (s, 1H), 7.23 (dd,  $J$  = 5.4, 1.9 Hz, 1H), 7.92 (d,  $J$  = 1.8 Hz, 1H) 8.37 (d,  $J$  = 5.3 Hz, 1H).
- 15

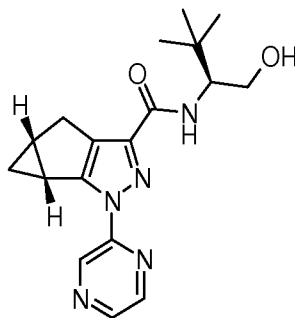
- Example 1.14: Preparation of (1a*R*,5a*R*)-2-Pyrazin-2-yl-1a,2,5,5a-tetrahydro-1*H*-2,3-diaza-cyclopropa[a]pentalene-4-carboxylic Acid [2,2-Dimethyl-1-((*S*)-methylcarbamoyl)-propyl]-amide (Compound 667).**
- 20



- The title compound was prepared in a manner similar to that described in **Method G** using Intermediate **2** and (*S*)-2-amino-*N*,3,3-trimethylbutanamide. LCMS  $m/z$  = 369.3  $[M+H]^+$ ; <sup>1</sup>H NMR (400 MHz, DMSO-*d*<sub>6</sub>) δ ppm 0.41 (td,  $J$  = 4.4 and 3.5 Hz, 1H), 0.96 (s, 9H), 1.23-1.28 (m, 1H), 2.25-2.34 (m, 1H), 2.60 (d,  $J$  = 4.5 Hz, 3H), 2.68-2.74 (m, 1H), 2.75 (d,  $J$  = 16.3 Hz,
- 25

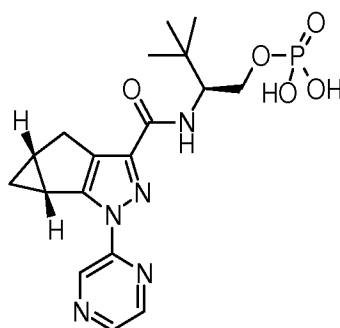
1H), 2.90 (dd,  $J = 16.2$  and  $6.4$  Hz, 1H), 4.33 (d,  $J = 9.7$  Hz, 1H), 7.52 (d,  $J = 9.7$  Hz, 1H), 8.10-8.15 (m, 1H), 8.60 (dd,  $J = 2.5$  and  $1.5$  Hz, 1H), 8.66 (d,  $J = 2.6$  Hz, 1H), 9.27 (d,  $J = 1.4$  Hz, 1H).

**Example 1.15: Preparation of (1*R*,5*R*)-2-Pyrazin-2-yl-1*a*,2,5,5*a*-tetrahydro-1*H*-2,3-diazacyclopropa[*a*]pentalene-4-carboxylic Acid ((*S*)-1-Hydroxymethyl-2,2-dimethyl-propyl)-amide (Compound 642).**



The title compound was prepared as described in **Method G** using **Intermediate 2** and (*S*)-2-amino-3,3-dimethylbutan-1-ol. LCMS  $m/z = 342.3$   $[M+H]^+$ ;  $^1H$  NMR (400 MHz, DMSO- $d_6$ )  $\delta$  ppm 0.41 (td,  $J = 4.4$  and  $3.3$  Hz, 1H), 0.93 (s, 9H), 1.23-1.28 (m, 1H), 2.25-2.34 (m, 1H), 2.69-2.74 (m, 1H), 2.75 (d,  $J = 16.0$  Hz, 1H), 2.90 (dd,  $J = 16.2$  and  $6.4$  Hz, 1H), 3.50-3.58 (m, 1H), 3.62-3.67 (m, 1H), 3.76-3.82 (m, 1H), 4.52 (t,  $J = 5.0$  Hz, 1H), 7.54 (d,  $J = 9.8$  Hz, 1H), 8.58 (dd,  $J = 2.5$  and  $1.5$  Hz, 1H), 8.64 (d,  $J = 2.6$  Hz, 1H), 9.39 (d,  $J = 1.4$  Hz, 1H).

**Example 1.16: Preparation of Phosphoric Acid mono-{(S)-3,3-Dimethyl-2-[(1*R*,5*R*)-2-pyrazin-2-yl-1*a*,2,5,5*a*-tetrahydro-1*H*-2,3-diazacyclopropa[*a*]pentalene-4-carbonyl)-amino]-butyl} Ester (Compound 683).**



A mixture of (1*R*,5*R*)-2-pyrazin-2-yl-1*a*,2,5,5*a*-tetrahydro-1*H*-2,3-diazacyclopropa[*a*]pentalene-4-carboxylic acid ((*S*)-1-hydroxymethyl-2,2-dimethyl-propyl)-amide (600 mg, 1.757 mmol) in pyridine (5 mL) was cooled in a dry-ice/acetone bath until it solidified (pyridine mp =  $-42$  °C). The cooling bath was removed and  $POCl_3$  (0.819 mL, 8.79 mmol) was added as soon as the mixture was melted. The mixture was stirred at  $-42$  °C for 2 h and an HCl solution (3.0 M, 15 mL) was added. The mixture was filtered and the filtrate was purified by prep-HPLC to give a white solid (260 mg). A solution of the solid (240 mg, 0.570 mmol) in

H<sub>2</sub>O/AcCN (4 mL/3 mL) was mixed with a solution of Na<sub>2</sub>CO<sub>3</sub> (57.3 mg, 0.541 mmol) in H<sub>2</sub>O (3 mL). The mixture was dried to give the sodium salt of the title compound (258 mg) as a white solid. LCMS *m/z* = 422.3 [M+H]<sup>+</sup>; <sup>1</sup>H NMR (400 MHz, D<sub>2</sub>O) δ ppm 0.42-0.47 (m, 1H), 0.99 (s, 9H), 1.21-1.27 (m, 1H), 2.29-2.36 (m, 1H), 2.57-2.62 (m, 1H), 2.80 (d, *J* = 16.4 Hz, 1H), 2.92 (dd, *J* = 16.4 and 6.4 Hz, 1H), 3.77-3.83 (m, 1H), 3.98-4.08 (m, 2H), 8.48-8.51 (m, 2H), 9.06 (s, 1H).

**Example 1.17: Preparation of (1*S*,5*aS*)-2-(Pyrazin-2-yl)-1*a*,2,5,5*a*-tetrahydro-1*H*-2,3-diaza-cyclopropa[*a*]pentalene-4-carboxylic Acid (Intermediate 4).**

**Step A: Preparation of (1*S*,5*R*)-Bicyclo[3.1.0]hexan-2-one.**

To a stirred solution of (*S*)-2-(but-3-enyl)oxirane (100 g, 1019 mmol) and 2,2,6,6-tetramethylpiperidine (86 mL, 509 mmol) in MTBE (1000 mL) cooled in a dry ice/acetone bath, was added dropwise a 2.5 M hexane solution of BuLi (489 mL, 1223 mmol) at a rate to maintain the internal temperature at -12 to -5 °C (time of addition = 1 h). After addition was complete, the reaction was stirred one hour at -5 to 0 °C and quenched with 3 M aqueous HCl (545 mL) dropwise (internal temperature rose to 3 °C). The layers were separated and the organic layer was washed with 3 M HCl (200 mL). The combined aqueous layers were extracted with MTBE (2 x 500 mL). The combined organic layers were washed with brine (3 x 300 mL) and concentrated to give a pale yellow solution (ca. 1000 mL). To this solution in a 5 L 3-neck round bottom flask equipped with an overhead stirrer was added an aqueous solution of dibasic potassium phosphate (216 g, 1240 mmol), monobasic potassium phosphate (12.8 g, 94 mmol), and potassium bromide (18.19 g, 153 mmol) in water (407 mL). The mixture was cooled to -20 °C in a dry-ice/isopropanol bath. TEMPO (4.30 g, 27.5 mmol) was added. The temperature was allowed to warm to 0 °C and aqueous sodium hypochlorite (1.54 M, 1059 mL, 1630 mmol) was added dropwise over 70 min while maintaining the internal temperature between -10 and 0 °C. Stirring was continued at 0 °C for another hour. Sodium sulfite (50 g) was added to quench excess sodium hypochlorite (temperature rose to 12 °C). The layers were separated and the aqueous layer was extracted twice more with MTBE (500 mL then 250 mL). The combined organic layers (total volume ca. 1600 mL) were dried (MgSO<sub>4</sub>) then filtered. The solution was concentrated (ca. 300 mL). The residue was distilled (2 torr/36 °C, note: receiving flask was cooled in dry ice/acetone bath) to give the title compound (65.8 g) as a light orange oil. <sup>1</sup>H NMR (400 MHz, CDCl<sub>3</sub>) δ 0.93 (td, *J* = 4.6, 3.3 Hz, 1H), 1.20 (td, *J* = 8.0, 4.8 Hz, 1H), 1.74-1.79 (m, 1H), 1.98-2.19 (m, 5H).

**Step B: Preparation of 2-Hydrazinylpyrazine.**

Under nitrogen atmosphere, 2-chloropyrazine (96 mL, 1073 mmol) was added dropwise to 35 wt% aqueous hydrazine (544 mL, 6009 mmol) at 65 °C over 1 h. After the addition, stirring was continued at 63-67 °C for 16 h and the reaction mixture was let stand at room temperature for two days. The mixture was filtered to remove a small amount of precipitate,

then extracted with 10% iPrOH/dichloromethane (5 x 250 mL). The combined organic extracts were dried (MgSO<sub>4</sub>), filtered, then concentrated under reduced pressure. The resulting solid was triturated with isopropyl acetate (600 mL). The solid was collected by filtration, rinsed with isopropyl acetate, then dried *in vacuo* to give the title compound (60 g) as a pale yellow solid.

- 5 LCMS  $m/z$  = 111.2 [M+H]<sup>+</sup>; <sup>1</sup>H NMR (400 MHz, DMSO-*d*<sub>6</sub>) δ 4.21 (s, 2H), 7.70 (d, *J* = 2.8 Hz, 1H), 7.89 (s, 1H), 7.93 (dd, *J* = 2.8, 1.5 Hz, 1H), 8.10 (d, *J* = 1.5 Hz, 1H).

**Step C: Preparation of (1a*S*,5a*S*)-2-(Pyrazin-2-yl)-1a,2,5,5a-tetrahydro-1*H*-2,3-diaza-cyclopropa[a]pentalene-4-carboxylic Acid Ethyl Ester. Method KKK**

- To a solution of (1*S*,5*R*)-bicyclo[3.1.0]hexan-2-one (52.9 g, 539 mmol) and diethyl  
10 oxalate (0.073 L, 539 mmol) in absolute ethanol (0.9 L) (not denatured with methanol) was added a THF solution of potassium tert-butoxide (1.0 M, 0.539 L, 539 mmol) over 15 min (maintaining the temperature below 43 °C). The resulting yellow solution was stirred at 40 °C for 3.5 h. 2-Hydrazinylpyrazine (59.4 g, 539 mmol) was added followed by a 6.0 M aqueous solution of hydrogen chloride (0.270 L, 1618 mmol). The reaction was stirred at 50 °C for 1.5 h.  
15 The mixture was poured into ice-water (5 L). A precipitate appeared immediately. After sitting for 30 minutes in an ice bath, the solid was collected by filtration, rinsed with water (5 x 1 L), and dried to give the title compound (106 g) as an off-white solid <sup>1</sup>H NMR. LCMS  $m/z$  = 271.2 [M+H]<sup>+</sup>; <sup>1</sup>H NMR (400 MHz, CDCl<sub>3</sub>) δ 0.47 (td, *J* = 4.7, 3.3 Hz, 1H), 1.27 (td, *J* = 8.0, 4.9 Hz, 1H), 1.41 (t, *J* = 7.1 Hz, 3H), 2.26-2.32 (m, 1H), 2.77-2.82 (m, 1H), 2.88 (dd, *J* = 16.7, 1.4 Hz, 1H), 2.99 (dd, *J* = 16.6, 6.4 Hz, 1H), 4.40 (q, *J* = 7.1 Hz, 2H), 8.41 (dd, *J* = 2.5, 1.5 Hz, 1H),  
20 8.52 (d, *J* = 2.5 Hz, 1H), 9.40 (d, *J* = 1.5 Hz, 1H).

**Step D: Preparation of (1a*S*,5a*S*)-2-(Pyrazin-2-yl)-1a,2,5,5a-tetrahydro-1*H*-2,3-diaza-cyclopropa[a]pentalene-4-carboxylic Acid (Intermediate 4). Method LLL**

- To a suspension of (1a*S*,5a*S*)-2-(pyrazin-2-yl)-1a,2,5,5a-tetrahydro-1*H*-2,3-diaza-  
25 cyclopropa[a]pentalene-4-carboxylic acid ethyl ester (106 g, 392 mmol) in MeOH (300 mL) and THF (300 mL) was added a 2.0 M aqueous solution of NaOH (235 mL, 471 mmol). The reaction was stirred at 23 °C for 20 h. The organic solvents were removed on rotovap. The remaining aqueous solution was diluted to ~1.5 L with H<sub>2</sub>O then acidified to pH ~2 with 6 M HCl (ca. 95 mL). The resulting fine precipitate was collected by filtration, rinsed with water, and  
30 dried to give the title compound (95 g) as a white solid. LCMS  $m/z$  = 243.1 [M+H]<sup>+</sup>; <sup>1</sup>H NMR (400 MHz, DMSO-*d*<sub>6</sub>) δ 0.43 (td, *J* = 4.6, 3.2 Hz, 1H), 1.26 (td, *J* = 8.0, 4.4 Hz, 1H), 2.27-2.33 (m, 1H), 2.71-2.75 (m, 1H), 2.76 (d, *J* = 16.8 Hz, 1H), 2.89 (dd, *J* = 16.4, 6.4 Hz, 1H), 8.61 (dd, *J* = 2.7, 1.5 Hz, 1H), 8.67 (d, *J* = 2.5 Hz, 1H), 9.17 (d, *J* = 1.5 Hz, 1H), 13.02 (s, 1H).

- Example 1.18: Preparation of (1a*S*,5a*S*)-2-(Pyrazin-2-yl)-1a,2,5,5a-tetrahydro-1*H*-2,3-diaza-cyclopropa[a]pentalene-4-carboxylic Acid *N*-Oxide (Intermediate 5).**  
35

To a suspension of (1a*S*,5a*S*)-2-(pyrazin-2-yl)-1a,2,5,5a-tetrahydro-1*H*-2,3-diaza-cyclopropa[a]pentalene-4-carboxylic acid (68.8 g, 284 mmol) in formic acid (688 mL) at room

temperature was added a 50 wt% aqueous solution of hydrogen peroxide (82 mL, 1420 mmol). The mixture was heated to 64 °C. The reaction was stirred at 58 to 64 °C for 3 h. Another 8 mL 50% H<sub>2</sub>O<sub>2</sub> was added and stirring continued another hour at 60 °C. The mixture was cooled to room temperature and diluted with water (1 L). After cooling in an ice-bath for 1 h, the

5 precipitate was collected by filtration, rinsed with water, and dried *in vacuo* to give a pale yellow solid (56.7 g) which contains about 2% starting material. The material was re-subjected to reaction conditions aforementioned to give the title compound (45 g). LCMS  $m/z$  = 259.2 [M+H]<sup>+</sup>; <sup>1</sup>H NMR (400 MHz, DMSO-*d*<sub>6</sub>) δ 0.42 (td,  $J$  = 4.4, 3.3 Hz, 1H), 1.27 (td,  $J$  = 7.8, 4.7 Hz, 1H), 2.27-2.33 (m, 1H), 2.68-2.73 (m, 1H), 2.75 (dd,  $J$  = 16.9, 1.5 Hz, 1H), 2.88 (dd,  $J$  = 16.4, 6.4 Hz, 1H), 8.33 (dd,  $J$  = 4.2, 1.5 Hz, 1H), 8.50 (dd,  $J$  = 4.2, 0.6 Hz, 1H), 8.54 (dd,  $J$  = 1.5, 0.6 Hz, 1H), 13.08 (s, 1H).

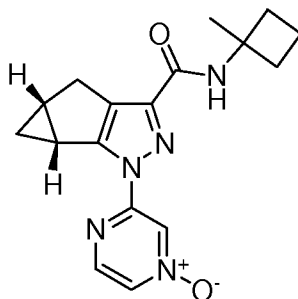
**Example 1.19: Preparation of (1a*R*,5a*R*)-2-(Pyrazin-2-yl)-1a,2,5,5a-tetrahydro-1*H*-2,3-diaza-cyclopropa[a]pentalene-4-carboxylic Acid.**

The title compound was prepared in a manner similar to that described in **Example 1.17** using (*R*)-2-(but-3-enyl)oxirane. LCMS  $m/z$  = 243.3 [M+H]<sup>+</sup>; <sup>1</sup>H NMR (400 MHz, DMSO-*d*<sub>6</sub>) 0.43 (td,  $J$  = 4.5 and 3.4 Hz, 1H), 1.26 (td,  $J$  = 7.7 and 4.4 Hz, 1H), 2.26-2.33 (m, 1H), 2.70-2.79 (m, 2H), 2.89 (dd,  $J$  = 16.6 and 6.3 Hz, 1H), 8.60 (dd,  $J$  = 2.6 and 1.5 Hz, 1H), 8.67 (d,  $J$  = 2.6 Hz, 1H), 9.17 (d,  $J$  = 1.4 Hz, 1H), 13.01 (s, 1H).

**Example 1.20: Preparation of (1a*R*,5a*R*)-2-(Pyrazin-2-yl)-1a,2,5,5a-tetrahydro-1*H*-2,3-diaza-cyclopropa[a]pentalene-4-carboxylic Acid *N*-Oxide (Intermediate 6).**

The title compound was prepared in a manner similar to that described in **Example 1.18** using **Intermediate 2**. LCMS  $m/z$  = 259.3 [M+H]<sup>+</sup>; <sup>1</sup>H NMR (400 MHz, DMSO-*d*<sub>6</sub>) 0.43 (td,  $J$  = 4.6 and 3.3 Hz, 1H), 1.28 (td,  $J$  = 7.9 and 4.8 Hz, 1H), 2.27-2.33 (m, 1H), 2.68-2.73 (m, 1H), 2.75 (d,  $J$  = 16.7 Hz, 1H), 2.88 (dd,  $J$  = 16.5 and 6.4 Hz, 1H), 8.33 (dd,  $J$  = 4.2 and 1.5 Hz, 1H), 8.50 (d,  $J$  = 4.2 Hz, 1H), 8.55 (d,  $J$  = 1.0 Hz, 1H), 13.10 (bs, 1H).

**Example 1.21: Preparation of (1a*R*,5a*R*)-2-(4-Oxy-pyrazin-2-yl)-1a,2,5,5a-tetrahydro-1*H*-2,3-diaza-cyclopropa[a]pentalene-4-carboxylic Acid (1-Methyl-cyclobutyl)-amide (Compound 821). Method UU**

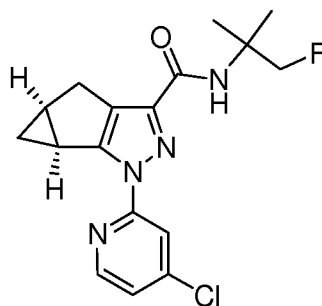


30 A solution of **Intermediate 6** (200 mg, 0.77 mmol), HATU (300 mg, 0.78 mmol), and Et<sub>3</sub>N (0.15 mL, 1.17 mmol) in acetonitrile (5 mL) was stirred for 10 min at room temperature. 1-Methylcyclobutanamine (70 mg, 0.82 mmol) was added into the solution, and the mixture was



stirred for 2 h at room temperature. The reaction was diluted with DCM, washed with H<sub>2</sub>O and 1 N HCl, dried with anhydrous MgSO<sub>4</sub>, and concentrated. The residue was purified by column chromatography to give the title compound (120 mg). LCMS  $m/z$  = 326.3 [M+H]<sup>+</sup>; <sup>1</sup>H NMR (400 MHz, CDCl<sub>3</sub>)  $\delta$  0.44-0.48 (m, 1H), 1.26 (td,  $J$  = 7.8, 4.8 Hz, 1H), 1.56 (s, 3H), 1.83-1.97 (m, 2H), 2.06-2.14 (m, 2H), 2.26-2.33 (m, 1H), 2.41-2.50 (m, 2H), 2.69-2.74 (m, 1H), 2.92 (d,  $J$  = 16.6 Hz, 1H), 3.00 (dd,  $J$  = 16.6, 6.0 Hz, 1H), 6.87 (s, 1H), 7.97 (dd,  $J$  = 4.0, 1.4 Hz, 1H), 8.28 (d,  $J$  = 4.2 Hz, 1H), 8.78 (s, 1H).

**Example 1.22: Preparation of (1a*S*,5a*S*)-2-(4-Chloro-pyridin-2-yl)-1a,2,5,5a-tetrahydro-1*H*-2,3-diaza-cyclopropa[a]pentalene-4-carboxylic Acid (2-Fluoro-1,1-dimethyl-ethyl)-amide (Compound 897).** Method MMM



**Step A: Preparation of (1a*S*,5a*S*)-2-(4-Chloro-pyridin-2-yl)-1a,2,5,5a-tetrahydro-1*H*-2,3-diaza-cyclopropa[a]pentalene-4-carboxylic Acid Ethyl Ester.**

The title compound was prepared in a manner similar to that described in **Example 1.18, Step C**, using (1*S*,5*R*)-bicyclo[3.1.0]hexan-2-one and 4-chloro-2-hydrazinylpyridine. LCMS  $m/z$  = 348.0 [M+H]<sup>+</sup>.

**Step B: Preparation of (1a*S*,5a*S*)-2-(4-Chloro-pyridin-2-yl)-1a,2,5,5a-tetrahydro-1*H*-2,3-diaza-cyclopropa[a]pentalene-4-carboxylic Acid.**

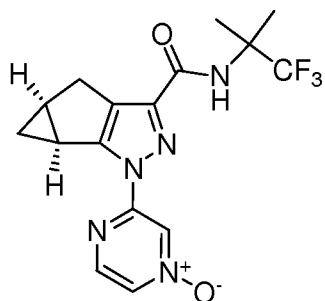
To a solution of (1a*S*,5a*S*)-2-(4-bromo-pyridin-2-yl)-1a,2,5,5a-tetrahydro-1*H*-2,3-diaza-cyclopropa[a]pentalene-4-carboxylic acid ethyl ester (2.1 g, 6.0 mmol) in acetonitrile (30 mL) was added concentrated HCl (1.4 mL, 18.0 mmol). The reaction was stirred for 6 h at 80 °C. The reaction was cooled down and diluted with H<sub>2</sub>O. The solid precipitate was filtered, washed with H<sub>2</sub>O, and dried to give a solid (1.7 g). The solid aforementioned was dissolved in dioxane (10 mL). After addition of 1 N LiOH (9.0 mL), the reaction was stirred at 40 °C for 4 h. The reaction was cooled down to room temperature, diluted with H<sub>2</sub>O, and acidified with 4 N HCl to form a precipitate. The solid was filtered, washed with H<sub>2</sub>O, and dried to give the title compound.

LCMS  $m/z$  = 276.1 [M+H]<sup>+</sup>.

**Step C: Preparation of (1a*S*,5a*S*)-2-(4-Chloro-pyridin-2-yl)-1a,2,5,5a-tetrahydro-1*H*-2,3-diaza-cyclopropa[a]pentalene-4-carboxylic Acid (2-Fluoro-1,1-dimethyl-ethyl)-amide (Compound 897).**

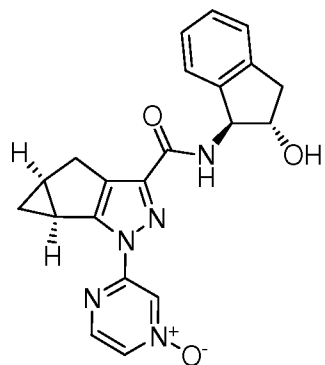
The title compound was prepared in a manner similar to that described in **Method UU** using (1*S*,5*aS*)-2-(4-chloro-pyridin-2-yl)-1*a*,2,5,5*a*-tetrahydro-1*H*-2,3-diaza-cyclopropa[*a*]pentalene-4-carboxylic acid and 1-fluoro-2-methylpropan-2-amine hydrochloride. LCMS  $m/z$  = 349.2 [M+H]<sup>+</sup>; <sup>1</sup>H NMR (400 MHz, CDCl<sub>3</sub>)  $\delta$  0.42-0.47 (m, 1H), 1.24 (td,  $J$  = 7.9, 4.8 Hz, 1H), 1.48 (s, 3H), 1.49 (s, 3H), 2.22-2.29 (m, 1H), 2.76-2.82 (m, 1H), 2.90 (d,  $J$  = 16.8 Hz, 1H), 2.99 (dd,  $J$  = 16.6, 6.2 Hz, 1H), 4.56 (d,  $J$  = 47 Hz, 2H), 6.80 (s, 1H), 7.20 (dd,  $J$  = 5.4, 1.9 Hz, 1H), 7.93 (d,  $J$  = 1.8 Hz, 1H), 8.35 (d,  $J$  = 5.4 Hz, 1H).

**Example 1.23: Preparation of (1*S*,5*aS*)-2-(4-Oxy-pyrazin-2-yl)-1*a*,2,5,5*a*-tetrahydro-1*H*-2,3-diaza-cyclopropa[*a*]pentalene-4-carboxylic Acid (2,2,2-Trifluoro-1,1-dimethyl-ethyl)-amide (Compound 919).**



The title compound was prepared in a manner similar to that described in **Method UU** using **Intermediate 5** and 1,1,1-trifluoro-2-methylpropan-2-amine. LCMS  $m/z$  = 368.3 [M+H]<sup>+</sup>; <sup>1</sup>H NMR (400 MHz, CDCl<sub>3</sub>)  $\delta$  0.44-0.49 (m, 1H), 1.27 (td,  $J$  = 8.0, 4.8 Hz, 1H), 1.70 (s, 6H), 2.27-2.34 (m, 1H), 2.71-2.76 (m, 1H), 2.91 (d,  $J$  = 17.0 Hz, 1H), 3.00 (dd,  $J$  = 16.7, 6.4 Hz, 1H), 6.81 (s, 1H), 7.99 (dd,  $J$  = 4.2, 1.6 Hz, 1H), 8.28 (dd,  $J$  = 4.2, 0.6 Hz, 1H), 8.77 (dd,  $J$  = 1.5, 0.7 Hz, 1H).

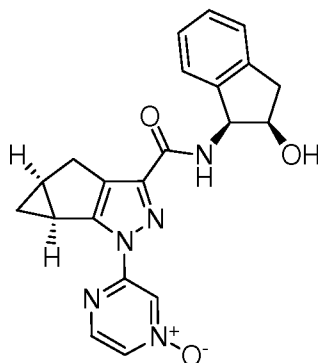
**Example 1.24: Preparation of (1*S*,5*aS*)-2-(4-Oxy-pyrazin-2-yl)-1*a*,2,5,5*a*-tetrahydro-1*H*-2,3-diaza-cyclopropa[*a*]pentalene-4-carboxylic Acid ((1*S*,2*S*)-2-Hydroxy-indan-1-yl)-amide (Compound 920).**



The title compound was prepared in a manner similar to that described in **Method UU** using **Intermediate 5** and (1*S*,2*S*)-1-amino-2,3-dihydro-1*H*-inden-2-ol. LCMS  $m/z$  = 390.4 [M+H]<sup>+</sup>; <sup>1</sup>H NMR (400 MHz, CDCl<sub>3</sub>)  $\delta$  0.48-0.52 (m, 1H), 1.30 (td,  $J$  = 7.9, 5.0 Hz, 1H), 2.30-2.37 (m, 1H), 2.73-2.79 (m, 1H), 2.96 (d,  $J$  = 16.9 Hz, 1H), 2.99-3.03 (m, 1H), 3.05 (dd,  $J$  =

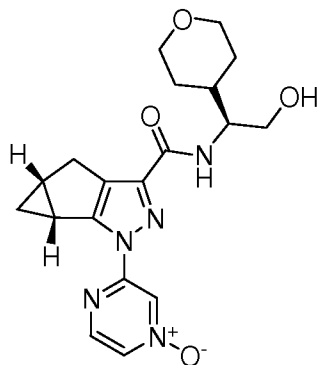
16.7, 6.2 Hz, 1H), 3.37 (dd,  $J = 15.7, 7.7$  Hz, 1H), 4.46 (s, 1H), 4.55 (q,  $J = 7.7$  Hz, 1H), 5.26 (t,  $J = 5.8$  Hz, 1H), 7.26-7.34 (m, 5H), 7.95 (dd,  $J = 4.0, 1.6$  Hz, 1H), 8.28 (dd,  $J = 4.2, 0.6$  Hz, 1H), 8.75 (dd,  $J = 1.5, 0.7$  Hz, 1H).

**Example 1.25: Preparation of (1a*S*,5a*S*)-2-(4-Oxy-pyrazin-2-yl)-1a,2,5,5a-tetrahydro-1*H*-2,3-diaza-cyclopropa[*a*]pentalene-4-carboxylic Acid ((1*S*,2*R*)-2-Hydroxy-indan-1-yl)-amide (Compound 921).**



The title compound was prepared in a manner similar to that described in **Method UU** using **Intermediate 5** and (1*S*,2*R*)-1-amino-2,3-dihydro-1*H*-inden-2-ol. LCMS  $m/z = 390.3$  [M+H]<sup>+</sup>; <sup>1</sup>H NMR (400 MHz, CDCl<sub>3</sub>)  $\delta$  0.46-0.51 (m, 1H), 1.28 (td,  $J = 8.0, 5.1$  Hz, 1H), 2.27-2.33 (m, 1H), 2.67-2.73 (m, 1H), 2.96 (d,  $J = 16.8$  Hz, 1H), 3.00-3.07 (m, 2H), 3.24 (dd,  $J = 16.5, 5.4$  Hz, 1H), 4.76 (td,  $J = 5.2, 2.2$  Hz, 1H), 5.55 (dd,  $J = 8.4, 5.2$  Hz, 1H), 7.20-7.34 (m, 4H), 7.56 (d,  $J = 8.4$  Hz, 1H), 7.79 (dd,  $J = 4.2, 1.6$  Hz, 1H), 8.19 (dd,  $J = 4.0, 0.6$  Hz, 1H), 8.84 (dd,  $J = 1.4, 0.6$  Hz, 1H).

**Example 1.26: Preparation of (1a*R*,5a*R*)-2-(4-Oxy-pyrazin-2-yl)-1a,2,5,5a-tetrahydro-1*H*-2,3-diaza-cyclopropa[*a*]pentalene-4-carboxylic Acid [2-Hydroxy-1-(tetrahydro-pyran-4-yl)-ethyl]-amide (Compound 841).**



The title compound was prepared in a manner similar to that described in **Method UU** using **Intermediate 6** and 2-amino-2-(tetrahydro-2*H*-pyran-4-yl)ethanol. The crude reaction mixture was purified by preparative HPLC to give a white solid. LCMS  $m/z = 386.2$  [M+H]<sup>+</sup>; <sup>1</sup>H NMR (400 MHz, CDCl<sub>3</sub>)  $\delta$  0.47 (td,  $J = 4.6$  and  $3.2$  Hz, 1H), 1.23-1.29 (m, 1H), 1.40-1.54 (m, 2H), 1.65-1.75 (m, 2H), 1.95-2.05 (m, 1H), 2.27-2.33 (m, 1H), 2.30-2.40 (m, 1H), 2.70-2.75 (m, 1H), 2.89-3.04 (m, 2H), 3.36-3.45 (m, 2H), 3.82-3.91 (m, 3H), 4.00 (dd,  $J = 11.3$  and  $3.8$  Hz,

2H), 7.05 (d,  $J = 8.3$  Hz, 1H), 7.99 (d,  $J = 4.1$  and  $0.9$  Hz, 1H), 8.28 (d,  $J = 4.1$  Hz, 1H), 8.80 (d,  $J = 0.5$  Hz, 1H).

### Resolution Via Chiral HPLC

Column: Chiralcel OD preparative column, 5 cm ID x 50 cm L

5 Injection: ~ 60 mg

Eluent: 50% IPA/Hexanes

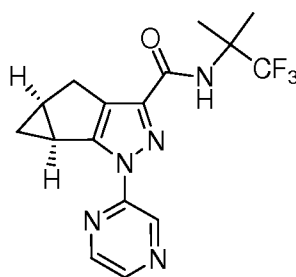
Gradient: isocratic

Flow: 60 mL/min

Detector: 280 nm

10 Retention Time: 1<sup>st</sup> diastereomer - 37.0 min, 2<sup>nd</sup> diastereomer - 44.2 min

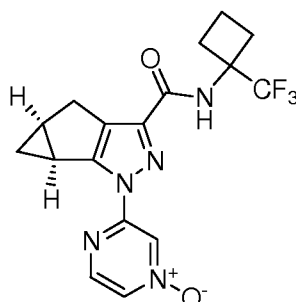
**Example 1.27: Preparation of (1*S*,5*aS*)-2-Pyrazin-2-yl-1*a*,2,5,5*a*-tetrahydro-1*H*-2,3-diaza-cyclopropa[*a*]pentalene-4-carboxylic Acid (2,2,2-Trifluoro-1,1-dimethyl-ethyl)-amide (Compound 927).**



15 The title compound was prepared in a manner similar to that described in **Method UU** using **Intermediate 4** and 1,1,1-trifluoro-2-methylpropan-2-amine. LCMS  $m/z = 352.4$   $[M+H]^+$ ;  $^1\text{H}$  NMR (400 MHz,  $\text{CDCl}_3$ )  $\delta$  0.47 (td,  $J = 4.6$  and  $3.2$  Hz, 1H), 1.23-1.29 (m, 1H), 1.71 (s, 6H), 2.27-2.33 (m, 1H), 2.74-2.80 (m, 1H), 2.93 (d,  $J = 17.1$  Hz, 1H), 3.00 (dd,  $J = 16.6$  and  $6.2$  Hz, 1H), 6.94 (s, 1H), 8.42 (dd,  $J = 2.5$  and  $1.5$  Hz, 1H), 8.52 (d,  $J = 2.5$  Hz, 1H), 9.25 (d,  $J = 1.4$

20 Hz, 1H).

**Example 1.28: Preparation of (1*S*,5*aS*)-2-(4-Oxy-pyrazin-2-yl)-1*a*,2,5,5*a*-tetrahydro-1*H*-2,3-diaza-cyclopropa[*a*]pentalene-4-carboxylic Acid (1-Trifluoromethyl-cyclobutyl)-amide (Compound 765).**



25 **Step A: Preparation of 1-(Trifluoromethyl)cyclobutanamine Hydrochloride.**

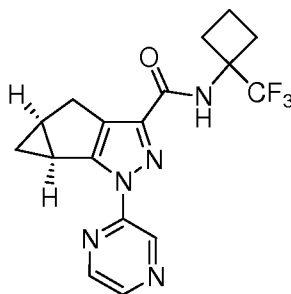
1-(Trifluoromethyl)cyclobutanecarboxylic acid (1 g, 5.95 mmol) and triethylamine (0.912 mL, 6.54 mmol) in anhydrous *tert*-butanol (20 mL) was stirred at room temperature in

the presence of 4Å molecular sieves powder. To the mixture was added diphenyl phosphorazidate (1.801 g, 6.54 mmol). The reaction mixture was refluxed under N<sub>2</sub> for 2 days, filtered, then concentrated in vacuo. The oily residue was stirred in ether, ether layer was isolated. The procedure was repeated three times. The combined organics were washed with 5% citric acid, saturated aqueous NaHCO<sub>3</sub> twice, brine, dried over anhydrous Na<sub>2</sub>SO<sub>4</sub>, and concentrated to give *tert*-butyl 1-(trifluoromethyl)cyclobutylcarbamate (713 mg) as a white solid. The solid was dissolved in 1.25 N HCl in methanol solution (10 mL), stirred at 50 °C overnight, and concentrated to give the title compound (493 mg). <sup>1</sup>H NMR (400 MHz, DMSO-*d*<sub>6</sub>) δ 1.87-1.97 (m, 1H), 2.04-2.15 (m, 1H), 2.44-2.50 (m, 4H), 9.40 (br, 3H).

**Step B: Preparation of (1a*S*,5a*S*)-2-(4-Oxy-pyrazin-2-yl)-1a,2,5,5a-tetrahydro-1*H*-2,3-diaza-cyclopropa[*a*]pentalene-4-carboxylic Acid (1-Trifluoromethyl-cyclobutyl)-amide (Compound 765).**

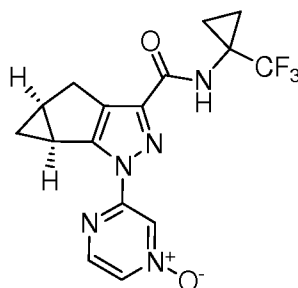
The title compound was prepared in a manner similar to that described in **Method UU** using **Intermediate 5** and 1-(trifluoromethyl)cyclobutanamine hydrochloride. LCMS *m/z* = 380.4 [M+H]<sup>+</sup>; <sup>1</sup>H NMR (400 MHz, CDCl<sub>3</sub>) δ 0.47 (td, *J* = 4.6, 3.2 Hz, 1H), 1.23-1.29 (m, 1H), 2.04-2.14 (m, 2H), 2.27-2.33 (m, 1H), 2.62-2.69 (m, 4H), 2.71-2.76 (m, 1H), 2.92 (d, *J* = 17.1 Hz, 1H), 3.00 (dd, *J* = 16.8 and 6.2 Hz, 1H), 6.92 (s, 1H), 7.99 (dd, *J* = 4.1 and 1.5 Hz, 1H), 8.29 (dd, *J* = 4.1 and 0.6 Hz, 1H), 8.81 (dd, *J* = 1.5 and 0.6 Hz, 1H).

**Example 1.29: Preparation of (1a*S*,5a*S*)-2-Pyrazin-2-yl-1a,2,5,5a-tetrahydro-1*H*-2,3-diaza-cyclopropa[*a*]pentalene-4-carboxylic Acid (1-Trifluoromethyl-cyclobutyl)-amide (Compound 926).**



The title compound was prepared in a manner similar to that described in **Method UU** using **Intermediate 4** and 1-(trifluoromethyl)cyclobutanamine hydrochloride. LCMS *m/z* = 364.4 [M+H]<sup>+</sup>; <sup>1</sup>H NMR (400 MHz, CDCl<sub>3</sub>) δ 0.47 (td, *J* = 4.6, 3.2 Hz, 1H), 1.23-1.29 (m, 1H), 2.04-2.14 (m, 2H), 2.27-2.33 (m, 1H), 2.64-2.70 (m, 4H), 2.74-2.80 (m, 1H), 2.93 (d, *J* = 16.9 Hz, 1H), 3.02 (dd, *J* = 16.6 and 6.2 Hz, 1H), 6.99 (s, 1H), 8.42 (dd, *J* = 2.5 and 1.5 Hz, 1H), 8.52 (d, *J* = 2.5 Hz, 1H), 9.26 (d, *J* = 1.4 Hz, 1H).

**Example 1.30: Preparation of (1a*S*,5a*S*)-2-(4-Oxy-pyrazin-2-yl)-1a,2,5,5a-tetrahydro-1*H*-2,3-diaza-cyclopropa[*a*]pentalene-4-carboxylic Acid (1-Trifluoromethyl-cyclopropyl)-amide (Compound 764).**



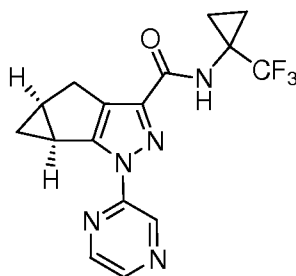
**Step A: Preparation of 1-(Trifluoromethyl)cyclopropanamine Hydrochloride.**

The title compound was prepared in a manner similar to that described in **Example 1.28, Step A**, using 1-(trifluoromethyl)cyclopropanecarboxylic acid.

**Step B: Preparation of (1a*S*,5a*S*)-2-(4-Oxy-pyrazin-2-yl)-1a,2,5,5a-tetrahydro-1*H*-2,3-diaza-cyclopropa[*a*]pentalene-4-carboxylic Acid (1-Trifluoromethyl-cyclopropyl)-amide (Compound 764).**

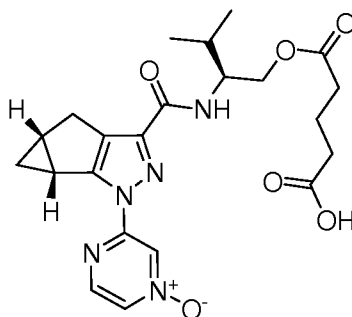
The title compound was prepared in a manner similar to that described in **Method UU** using **Intermediate 5** and 1-(trifluoromethyl)cyclopropanamine hydrochloride. LCMS  $m/z$  = 366.4  $[M+H]^+$ ;  $^1H$  NMR (400 MHz,  $CDCl_3$ )  $\delta$  0.47 (td,  $J$  = 4.6, 3.2 Hz, 1H), 1.23-1.29 (m, 3H), 1.39-1.43 (m, 2H), 2.27-2.33 (m, 1H), 2.70-2.75 (m, 1H), 2.92 (d,  $J$  = 17.0 Hz, 1H), 3.00 (dd,  $J$  = 16.8 and 6.2 Hz, 1H), 7.28 (s, 1H), 8.00 (dd,  $J$  = 4.1 and 1.5 Hz, 1H), 8.29 (dd,  $J$  = 4.1 and 0.6 Hz, 1H), 8.81 (dd,  $J$  = 1.5 and 0.6 Hz, 1H).

**Example 1.31: Preparation of (1a*S*,5a*S*)-2-Pyrazin-2-yl-1a,2,5,5a-tetrahydro-1*H*-2,3-diaza-cyclopropa[*a*]pentalene-4-carboxylic Acid (1-Trifluoromethyl-cyclopropyl)-amide (Compound 930).**



The title compound was prepared in a manner similar to that described in **Method UU** using **Intermediate 4** and 1-(trifluoromethyl)cyclopropanamine hydrochloride. LCMS  $m/z$  = 350.2  $[M+H]^+$ ;  $^1H$  NMR (400 MHz,  $CDCl_3$ )  $\delta$  0.47 (td,  $J$  = 4.6, 3.2 Hz, 1H), 1.23-1.29 (m, 3H), 1.39-1.43 (m, 2H), 2.27-2.33 (m, 1H), 2.74-2.80 (m, 1H), 2.94 (d,  $J$  = 16.8 Hz, 1H), 3.02 (dd,  $J$  = 16.7 and 6.2 Hz, 1H), 7.31 (s, 1H), 8.42 (dd,  $J$  = 2.5 and 1.5 Hz, 1H), 8.52 (d,  $J$  = 2.5 Hz, 1H), 9.26 (d,  $J$  = 1.4 Hz, 1H).

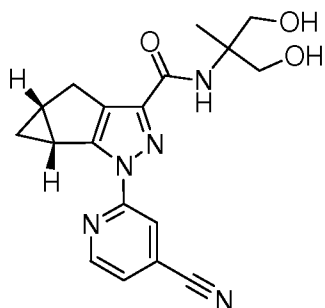
**Example 1.32: Preparation of (1a*R*,5a*R*)-Pentanedioic Acid mono-((*S*)-3-Methyl-2-[[[(1a*R*,5a*R*)-2-(4-oxy-pyrazin-2-yl)-1a,2,5,5a-tetrahydro-1*H*-2,3-diaza-cyclopropa[*a*]pentalene-4-carbonyl]-amino]-butyl) Ester (Compound 844) and its Sodium Salt.**



To a solution of (1aR,5aR)-2-(4-oxy-pyrazin-2-yl)-1a,2,5,5a-tetrahydro-1H-2,3-diaza-cyclopropa[a]pentalene-4-carboxylic acid ((S)-1-hydroxymethyl-2-methyl-propyl)-amide (**Compound 690**) (100 mg, 0.291 mmol), DMAP (17.79 mg, 0.146 mmol) and triethylamine (79  $\mu$ L, 0.582 mmol) in DCM (5 mL) was added dihydro-2H-pyran-2,6(3H)-dione (100 mg, 0.874 mmol). The reaction mixture was stirred at room temperature overnight, then concentrated. The residue was purified by preparative HPLC. The combined fractions were extracted with DCM. The organic layers were washed with water twice, dried over anhydrous Na<sub>2</sub>SO<sub>4</sub>, and concentrated to give the title compound as a white solid (95 mg). LCMS  $m/z$  = 458.4 [M+H]<sup>+</sup>; <sup>1</sup>H NMR (400 MHz, DMSO-*d*<sub>6</sub>)  $\delta$  0.42 (td,  $J$  = 4.6, 3.2 Hz, 1H), 0.91 (d,  $J$  = 6.8 Hz, 3H), 0.93 (d,  $J$  = 6.8 Hz, 3H), 1.23-1.27 (m, 1H), 1.65-1.72 (m, 2H), 1.85-1.92 (m, 1H), 2.18 (t,  $J$  = 7.5 Hz, 2H), 2.30 (t,  $J$  = 7.4 Hz, 2H), 2.27-2.33 (m, 1H), 2.65-2.70 (m, 1H), 2.75 (d,  $J$  = 16.8 Hz, 1H), 2.86 (dd,  $J$  = 16.5 and 6.4 Hz, 1H), 3.92-4.02 (m, 1H), 4.08 (dd,  $J$  = 11.0 and 8.2 Hz, 1H), 4.25 (dd,  $J$  = 11.0 and 4.2 Hz, 1H), 8.05 (d,  $J$  = 9.2 Hz, 1H), 8.29 (dd,  $J$  = 4.1 and 1.5 Hz, 1H), 8.47 (d,  $J$  = 4.1 Hz, 1H), 8.81 (d,  $J$  = 1.3, 1H), 12.0 (br, 1H).

(1aR,5aR)-Pentanedioic acid mono-((S)-3-methyl-2-[(1aR,5aR)-2-(4-oxy-pyrazin-2-yl)-1a,2,5,5a-tetrahydro-1H-2,3-diaza-cyclopropa[a]pentalene-4-carbonyl]-amino}-butyl) ester (165 mg, 0.36 mmol) was dissolved in THF (5 mL), heated at 40 °C for 5 min, 0.1 N NaOH solution (3.6 mL, 0.36 mmol) was added slowly, stirred for 30 min while cooled down, then concentrated. The residue was lyophilized to give the sodium salt as white solid (165 mg). LCMS  $m/z$  = 458.2 [M+H-Na]<sup>+</sup>; <sup>1</sup>H NMR (400 MHz, *d*<sub>6</sub>-DMSO)  $\delta$  0.42 (td,  $J$  = 4.6, 3.2 Hz, 1H), 0.91 (d,  $J$  = 6.8 Hz, 3H), 0.93 (d,  $J$  = 6.8 Hz, 3H), 1.23-1.27 (m, 1H), 1.55-1.62 (m, 2H), 1.80 (t,  $J$  = 7.0 Hz, 2H), 1.85-1.92 (m, 1H), 2.24 (t,  $J$  = 7.4 Hz, 2H), 2.25-2.33 (m, 1H), 2.65-2.70 (m, 1H), 2.75 (d,  $J$  = 16.7 Hz, 1H), 2.86 (dd,  $J$  = 16.5 and 6.5 Hz, 1H), 3.91-3.99 (m, 1H), 4.05 (dd,  $J$  = 11.0 and 7.6 Hz, 1H), 4.22 (dd,  $J$  = 11.0 and 4.3 Hz, 1H), 8.15 (d,  $J$  = 9.1 Hz, 1H), 8.28 (dd,  $J$  = 4.2 and 1.5 Hz, 1H), 8.47 (d,  $J$  = 4.1 Hz, 1H), 9.06 (d,  $J$  = 1.6, 1H).

**Example 1.33: Preparation of (1aR,5aR)-2-(4-Cyano-pyridin-2-yl)-1a,2,5,5a-tetrahydro-1H-2,3-diaza-cyclopropa[a]pentalene-4-carboxylic Acid (2-Hydroxy-1-hydroxymethyl-1-methyl-ethyl)-amide (Compound 820).**



**Step A: Preparation of 4-Bromo-2-hydrazinylpyridine.**

To a solution of 4-bromo-2-fluoropyridine (23.75 g, 135 mmol) in ethanol (120 mL) was added hydrazine monohydrate (65.5 mL, 1350 mmol). The mixture was stirred at 45 °C for 16 h then concentrated. The resulting solid was triturated with water, collected by filtration, rinsed with water, and dried under vacuum, to give the title compound (23.2 g) as a white solid. LCMS  $m/z$  = 188.0  $[M+H]^+$ ;  $^1H$  NMR (400 MHz, DMSO- $d_6$ )  $\delta$  4.19 (s, 2H), 6.69 (dd,  $J$  = 5.3, 1.8 Hz, 1H), 6.92 (d,  $J$  = 1.7 Hz, 1H), 7.69 (s, 1H), 7.84 (d,  $J$  = 5.3 Hz, 1H).

**Step B: Preparation of (1aR,5aR)-2-(4-Bromo-pyridin-2-yl)-1a,2,5,5a-tetrahydro-1H-2,3-diaza-cyclopropa[a]pentalene-4-carboxylic Acid Ethyl Ester.**

The title compound was prepared as described in **Method KKK**, using (1R,5S)-bicyclo[3.1.0]hexan-2-one and 4-bromo-2-hydrazinylpyridine. LCMS  $m/z$  = 348.2  $[M+H]^+$ .

**Step C: Preparation of (1aR,5aR)-2-(4-Bromo-pyridin-2-yl)-1a,2,5,5a-tetrahydro-1H-2,3-diaza-cyclopropa[a]pentalene-4-carboxylic Acid.**

To a solution of (1aR,5aR)-2-(4-bromo-pyridin-2-yl)-1a,2,5,5a-tetrahydro-1H-2,3-diaza-cyclopropa[a]pentalene-4-carboxylic acid ethyl ester (9.0 g, 25.8 mmol) in THF (50 mL) and MeOH (50.0 mL) was added a 2.0 M aqueous solution of sodium hydroxide (25.8 mL, 51.7 mmol). The reaction was stirred at 23 °C for 2 h then concentrated to remove the organic solvents. The remaining residue was diluted to 150 mL with water. This solution was filtered to remove trace insoluble impurities then acidified to pH ~3 with 6 M HCl. The resulting precipitate was collected by filtration, rinsed with water, then dried under vacuum to give the title compound (8.3 g) as a white solid. LCMS  $m/z$  = 320.0  $[M+H]^+$ .

**Step D: Preparation of (1aR,5aR)-2-(4-Cyano-pyridin-2-yl)-1a,2,5,5a-tetrahydro-1H-2,3-diaza-cyclopropa[a]pentalene-4-carboxylic Acid.**

(1aR,5aR)-2-(4-Bromo-pyridin-2-yl)-1a,2,5,5a-tetrahydro-1H-2,3-diaza-cyclopropa[a]pentalene-4-carboxylic Acid (1.00 g, 3.12 mmol) was dissolved in DMA (10 mL). 60 wt% sodium hydride (0.125 g, 3.12 mmol) was added and the mixture was stirred vigorously for 5 min. Nitrogen was bubbled through the mixture for 10 min. Zinc(II) cyanide (0.734 g, 6.25 mmol) and palladium tetrakis(triphenylphosphine) (0.180 g, 0.156 mmol) were added. The reaction was microwaved at 120 °C for 1 h. The reaction was diluted with ethyl acetate (20 mL)

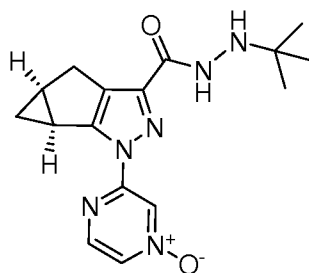


and methanol (5 mL), filtered, then concentrated. The residue was purified by HPLC to give the title compound (0.557 g) as a white solid. LCMS  $m/z$  = 267.2  $[M+H]^+$ .

**Step E: Preparation of (1aR,5aR)-2-(4-Cyano-pyridin-2-yl)-1a,2,5,5a-tetrahydro-1H-2,3-diaza-cyclopropa[a]pentalene-4-carboxylic Acid (2-Hydroxy-1-hydroxymethyl-1-methyl-ethyl)-amide (Compound 820).**

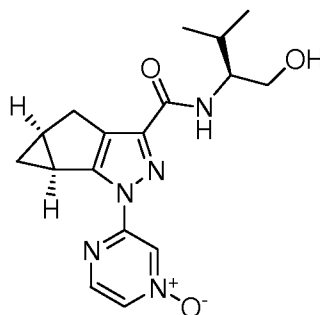
To a solution of (1aR,5aR)-2-(4-cyano-pyridin-2-yl)-1a,2,5,5a-tetrahydro-1H-2,3-diaza-cyclopropa[a]pentalene-4-carboxylic acid (100 mg, 0.376 mmol), 2-amino-2-methylpropane-1,3-diol (39.5 mg, 0.376 mmol), and triethylamine (0.105 mL, 0.751 mmol) in DMF (2 mL) was added HATU (157 mg, 0.413 mmol). The reaction was stirred at 23 °C, for 30 min then concentrated. The residue was purified by silica gel flash column chromatography to give the title compound (125 mg) as a white solid. LCMS  $m/z$  = 354.3  $[M+H]^+$ ;  $^1H$  NMR (400 MHz,  $CDCl_3$ )  $\delta$  0.46 (td,  $J$  = 4.7, 3.3 Hz, 1H), 1.27 (td,  $J$  = 8.0, 4.9 Hz, 1H), 1.36 (s, 3H), 2.27-2.33 (m, 1H), 2.78-2.89 (m, 2H), 3.00 (dd,  $J$  = 16.8, 6.4 Hz, 1H), 3.72-3.77 (m, 4H), 3.87-3.94 (m, 2H), 7.23 (m, 1H), 7.42 (dd,  $J$  = 5.1, 1.0 Hz, 1H), 8.16-8.17 (m, 1H), 8.62 (d,  $J$  = 5.1 Hz, 1H).

**Example 1.34: Preparation of (1aS,5aS)-2-(4-Oxy-pyrazin-2-yl)-1a,2,5,5a-tetrahydro-1H-2,3-diaza-cyclopropa[a]pentalene-4-carboxylic Acid *N'*-*tert*-Butyl-hydrazide (Compound 902). Method TT**



To a solution of **Intermediate 5** (129 mg, 0.5 mmol) and HATU (190 mg, 0.500 mmol) in DMF (4 mL) was added triethylamine (126 mg, 1.250 mmol) followed by *tert*-butylhydrazine (44.1 mg, 0.500 mmol) at room temperature. The reaction was stirred for 16 h. The reaction mixture was diluted with water (100 mL) and extracted with EtOAc (70 mL). The organic layer was concentrated and the residue was purified by silica gel column chromatography to give the title compound (87 mg) as a white solid. LCMS  $m/z$  = 329.3  $[M+H]^+$ ;  $^1H$  NMR (400 MHz,  $CDCl_3$ )  $\delta$  0.49 (dd,  $J$  = 8.0 and 4.7 Hz, 1H), 1.17 (s, 9H), 1.25-1.31 (m, 1H), 2.29-2.33 (m, 1H), 2.72-2.77 (m, 1H), 2.93 (d,  $J$  = 16.8 Hz, 1H), 3.01 (dd,  $J$  = 17.0 and 6.2 Hz, 1H), 8.00 (dd,  $J$  = 4.1 and 1.4 Hz, 1H), 8.29 (d,  $J$  = 4.1 Hz, 1H), 8.80 (d,  $J$  = 1.4 Hz, 1H).

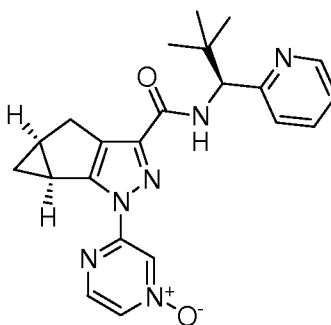
**Example 1.35: Preparation of (1aS,5aS)-2-(4-Oxy-pyrazin-2-yl)-1a,2,5,5a-tetrahydro-1H-2,3-diaza-cyclopropa[a]pentalene-4-carboxylic Acid ((S)-1-Hydroxymethyl-2-methyl-propyl)-amide (Compound 896).**



The title compound was prepared in a manner similar to that described in **Method TT**.

LCMS  $m/z$  = 344.1  $[M+H]^+$ ;  $^1H$  NMR (400 MHz,  $CDCl_3$ )  $\delta$  0.48 (dd,  $J$  = 8.0 and 4.7 Hz, 1H), 1.02 (t,  $J$  = 7.1 Hz, 6H), 1.28 (td,  $J$  = 8.0 and 5.0 Hz, 1H), 1.98-2.04 (m, 1H), 2.28-2.32 (m, 1H), 2.71-2.75 (m, 1H), 2.93 (d,  $J$  = 16.8 Hz, 1H), 3.00 (dd,  $J$  = 16.7 and 6.3 Hz, 1H), 3.74-3.88 (m, 3H), 6.97 (d,  $J$  = 8.1 Hz, NH, 1H), 7.99 (dd,  $J$  = 4.1 and 1.5 Hz, 1H), 8.28 (d,  $J$  = 4.1 Hz, 1H), 8.79 (d,  $J$  = 1.5 Hz, 1H).

**Example 1.36: Preparation of (1a*S*,5a*S*)-2-(4-Oxy-pyrazin-2-yl)-1a,2,5,5a-tetrahydro-1*H*-2,3-diaza-cyclopropa[*a*]pentalene-4-carboxylic Acid ((*S*)-2,2-Dimethyl-1-pyridin-2-yl-propyl)-amide (Compound 767).** **Method AAA**



**Step A: Preparation of (*R*)-N-((*S*)-2,2-Dimethyl-1-(pyridin-2-yl)propyl)-3,3,3-trifluoro-2-methoxy-2-phenylpropanamide and (*R*)-N-((*R*)-2,2-Dimethyl-1-(pyridin-2-yl)propyl)-3,3,3-trifluoro-2-methoxy-2-phenylpropanamide.**

To an ice-cooled solution of racemic 2,2-dimethyl-1-(pyridin-2-yl)propan-1-amine (1.0 g, 6.09 mmol) and triethylamine (0.849 mL, 6.09 mmol) in dichloromethane (20 mL) was added a dichloromethane (5 mL) solution of (*S*)-3,3,3-trifluoro-2-methoxy-2-phenylpropanoyl chloride (1.148 mL, 6.09 mmol). The solution was stirred at 23 °C for 30 min then loaded onto a silica column. Purification by silica gel flash column chromatography gave the title compound as diastereomers: First-eluting diastereomer (0.56 g) and second-eluting diastereomer (0.504 g) as yellow oils.

First-eluting diastereomer: LCMS  $m/z$  = 381.4  $[M+H]^+$ ;  $^1H$  NMR (400 MHz,  $CDCl_3$ )  $\delta$  0.83 (s, 9H), 3.40 (q,  $J$  = 1.7 Hz, 3H), 4.93 (d,  $J$  = 9.5 Hz, 1H), 7.16-7.20 (m, 2H), 7.38-7.42 (m, 3H), 7.61 (td,  $J$  = 7.7, 1.8 Hz, 1H), 7.65-7.68 (m, 2H), 7.96 (d,  $J$  = 9.5 Hz, 1H), 8.55 (dt,  $J$  = 4.5, 1.3 Hz, 1H).

Second-eluting diastereomer: LCMS  $m/z$  = 381.4  $[M+H]^+$ ;  $^1H$  NMR (400 MHz,  $CDCl_3$ )

$\delta$  0.96 (s, 9H), 3.44 (q,  $J$  = 1.4 Hz, 3H), 4.90 (d,  $J$  = 9.5 Hz, 1H), 7.14-7.17 (m, 2H), 7.23-7.31 (m, 3H), 7.41 (d,  $J$  = 7.3 Hz, 2H), 7.59 (td,  $J$  = 7.7, 1.8 Hz, 1H), 8.16 (d,  $J$  = 9.4 Hz, 1H), 8.50 (dt,  $J$  = 5.3, 1.8 Hz, 1H).

5           **Step B: Preparation of (S)-2,2-Dimethyl-1-(pyridin-2-yl)propan-1-amine and (R)-2,2-Dimethyl-1-(pyridin-2-yl)propan-1-amine.**

Solutions of (R)-N-((S)-2,2-dimethyl-1-(pyridin-2-yl)propyl)-3,3,3-trifluoro-2-methoxy-2-phenylpropanamide (0.56 g, 1.472 mmol) or (R)-N-((R)-2,2-dimethyl-1-(pyridin-2-yl)propyl)-3,3,3-trifluoro-2-methoxy-2-phenylpropanamide (0.56 g, 1.472 mmol) in 48 wt% aqueous  
10 hydrogen bromide (5.02 mL, 44.2 mmol) were heated under microwave irradiation at 160 °C for 2 h. The mixtures were diluted with water (25 mL), extracted with dichloromethane (3 x 25 mL), and the dichloromethane extracts discarded. The aqueous solutions were basified with 2 M aqueous NaOH (25 mL) then extracted with dichloromethane (3 x 25 mL). These extracts were  
15 dried ( $MgSO_4$ ), filtered, then concentrated to give enantiomeric 2,2-dimethyl-1-(pyridin-2-yl)propan-1-amine derived from first-eluting diastereomer (0.175 g) and enantiomeric 2,2-dimethyl-1-(pyridin-2-yl)propan-1-amine derived from second-eluting diastereomer (0.200 g) as yellow oils.

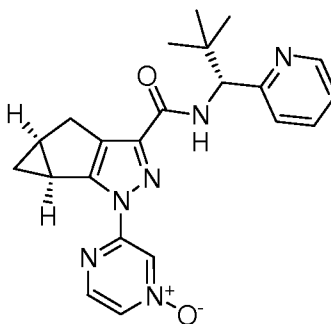
Enantiomer derived from first-eluting Mosher amide: LCMS  $m/z$  = 165.3  $[M+H]^+$ ;

Enantiomer derived from second-eluting Mosher amide: LCMS  $m/z$  = 165.3  $[M+H]^+$ .

20           **Step C: Preparation of (1aS,5aS)-2-(4-Oxy-pyrazin-2-yl)-1a,2,5,5a-tetrahydro-1H-2,3-diaza-cyclopropa[a]pentalene-4-carboxylic Acid ((S)-2,2-Dimethyl-1-pyridin-2-yl-propyl)-amide.**

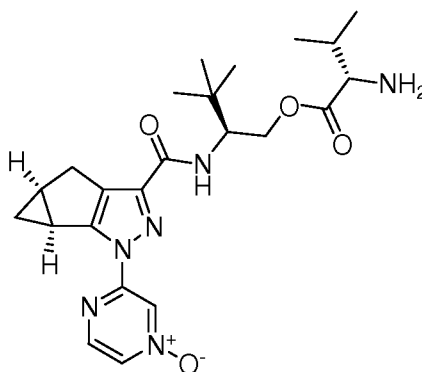
To a solution of **Intermediate 5** (200 mg, 0.774 mmol), (S)-2,2-dimethyl-1-(pyridin-2-yl)propan-1-amine (127 mg, 0.774 mmol), and triethylamine (0.216 mL, 1.549 mmol) in DMF  
25 (3 mL) was added HATU (324 mg, 0.852 mmol). The reaction was stirred at 23 °C for 1 h then diluted with DMSO (2 mL). The mixture was purified by preparative HPLC to give the title compound (183 mg) as a white solid. LCMS  $m/z$  = 405.4  $[M+H]^+$ .  $^1H$  NMR (400 MHz,  $CDCl_3$ )  
 $\delta$  0.38 (td,  $J$  = 4.7, 3.3 Hz, 1H), 0.99 (s, 9H), 1.23 (td,  $J$  = 8.0, 4.8 Hz, 1H), 2.24-2.31 (m, 1H), 2.71-2.75 (m, 1H), 2.88 (dd,  $J$  = 16.7, 1.8 Hz, 1H), 3.03 (dd,  $J$  = 16.7, 6.4 Hz, 1H), 5.02 (d,  $J$  =  
30 9.5 Hz, 1H), 7.15-7.20 (m, 2H), 7.59 (td,  $J$  = 7.7, 1.8 Hz, 1H), 7.99 (dd,  $J$  = 4.0, 1.4 Hz, 1H), 8.18 (d,  $J$  = 9.5 Hz, 1H), 8.28 (d,  $J$  = 4.2 Hz, 1H), 8.61-8.62 (m, 1H), 8.92-8.93 (m, 1H).

**Example 1.37: Preparation of (1aS,5aS)-2-(4-Oxy-pyrazin-2-yl)-1a,2,5,5a-tetrahydro-1H-2,3-diaza-cyclopropa[a]pentalene-4-carboxylic Acid ((R)-2,2-Dimethyl-1-pyridin-2-yl-propyl)-amide (Compound 766).**



To a solution of **Intermediate 5** (200 mg, 0.774 mmol), (*R*)-2,2-dimethyl-1-(pyridin-2-yl)propan-1-amine (127 mg, 0.774 mmol), and triethylamine (0.216 mL, 1.549 mmol) in DMF (3 mL) was added HATU (324 mg, 0.852 mmol). The reaction was stirred at 23 °C for 1 h then  
 5 diluted with DMSO (2 mL). The mixture was purified by preparative HPLC to give the title compound (230 mg) as a white solid. LCMS  $m/z$  = 405.4  $[M+H]^+$ ;  $^1H$  NMR (400 MHz,  $CDCl_3$ )  $\delta$  0.50 (td,  $J$  = 4.8, 3.3 Hz, 1H), 0.99 (s, 9H), 1.26 (td,  $J$  = 7.8, 4.9 Hz, 1H), 2.24-2.30 (m, 1H), 2.69-2.74 (m, 1H), 2.94-2.95 (m, 2H), 5.02 (d,  $J$  = 9.5 Hz, 1H), 7.15-7.20 (m, 2H), 7.59 (td,  $J$  = 7.7, 1.9 Hz, 1H), 7.99 (dd,  $J$  = 4.2, 1.5 Hz, 1H), 8.18 (d,  $J$  = 9.5 Hz, 1H), 8.28 (d,  $J$  = 4.2 Hz,  
 10 1H), 8.61-8.63 (m, 1H), 8.92-8.93 (m, 1H).

**Example 1.38: Preparation of (1a*S*,5a*S*)-(*S*)-2-Amino-3-methyl-butyric Acid (*S*)-3,3-Dimethyl-2-[[2-(4-oxy-pyrazin-2-yl)-1a,2,5,5a-tetrahydro-1*H*-2,3-diaza-cyclopropa[*a*]pentalene-4-carbonyl]-amino]-butyl Ester (Compound 848).**



15 **Step A: Preparation of (1a*S*,5a*S*)-2-Pyrazin-2-yl-1a,2,5,5a-tetrahydro-1*H*-2,3-diaza-cyclopropa[*a*]pentalene-4-carboxylic Acid ((*S*)-1-Hydroxymethyl-2,2-dimethyl-propyl)-amide.**

To a solution of Intermediate 4 (1.4 g, 5.78 mmol) and triethylamine (1.611 mL, 11.56 mmol) in DMF (15 mL) was added HATU (2.242 g, 5.90 mmol). The reaction was stirred at 23  
 20 °C for 5 min, then (*S*)-2-amino-3,3-dimethylbutan-1-ol (0.711 g, 6.07 mmol) was added. The reaction was stirred at 23 °C for 15 min then concentrated. The residue was purified by silica gel column chromatography to give the title compound (1.97 g) as a white solid. LCMS  $m/z$  = 342.2  $[M+H]^+$ ;  $^1H$  NMR (400 MHz,  $CDCl_3$ )  $\delta$  0.48 (td,  $J$  = 4.6, 3.4 Hz, 1H), 1.05 (s, 9H), 1.24 (td,  $J$  = 8.0, 4.7 Hz, 1H), 2.26-2.32 (m, 1H), 2.74-2.78 (m, 1H), 2.94 (d,  $J$  = 16.8 Hz, 1H), 3.01 (dd,  $J$  =

16.7, 6.1 Hz, 1H), 3.67-3.72 (m, 1H), 3.93-3.98 (m, 2H), 7.08 (d,  $J = 8.5$  Hz, 1H), 8.42 (dd,  $J = 1.4, 0.9$  Hz, 1H), 8.51 (d,  $J = 2.7$  Hz, 1H), 9.26 (d,  $J = 1.1$  Hz, 1H).

**Step B: Preparation of (1a*S*,5a*S*)-2-(4-Oxy-pyrazin-2-yl)-1a,2,5,5a-tetrahydro-1*H*-2,3-diaza-cyclopropa[a]pentalene-4-carboxylic Acid ((*S*)-1-Hydroxymethyl-2,2-dimethyl-propyl)-amide.**

To a solution of (1a*S*,5a*S*)-2-pyrazin-2-yl-1a,2,5,5a-tetrahydro-1*H*-2,3-diaza-cyclopropa[a]pentalene-4-carboxylic acid ((*S*)-1-hydroxymethyl-2,2-dimethyl-propyl)-amide (900 mg, 2.64 mmol) in chloroform (10 mL) was added 3-chlorobenzoperoxoic acid (1772 mg, 7.91 mmol). The reaction was stirred at 23 °C for 3 h. Another 1.2 g mCPBA was added and stirring was continued at room temperature for 18 h. The mixture was purified by silica gel column chromatography to give the title compound (550 mg) as a white solid. LCMS  $m/z = 358.3$   $[M+H]^+$ ;  $^1H$  NMR (400 MHz,  $CDCl_3$ )  $\delta$  0.49 (td,  $J = 4.6, 3.3$  Hz, 1H), 1.03 (s, 9H), 1.27 (td,  $J = 8.0, 4.9$  Hz, 1H), 2.08 (bs, 1H), 2.27-2.33 (m, 1H), 2.71-2.76 (m, 1H), 2.93 (d,  $J = 16.8$  Hz, 1H), 3.00 (dd,  $J = 16.7, 6.1$  Hz, 1H), 3.65-3.71 (m, 1H), 3.92-3.97 (m, 2H), 6.97 (d,  $J = 8.5$  Hz, 1H), 7.99 (dd,  $J = 4.0, 1.4$  Hz, 1H), 8.28 (d,  $J = 4.2$  Hz, 1H), 8.78 (dd,  $J = 1.4, 0.8$  Hz, 1H).

**Step C: Preparation of (*S*)-2-*tert*-Butoxycarbonylamino-3-methyl-butyric Acid (*S*)-3,3-Dimethyl-2-[[[(1a*S*,5a*S*)-2-(4-oxy-pyrazin-2-yl)-1a,2,5,5a-tetrahydro-1*H*-2,3-diaza-cyclopropa[a]pentalene-4-carbonyl]-amino]-butyl Ester.**

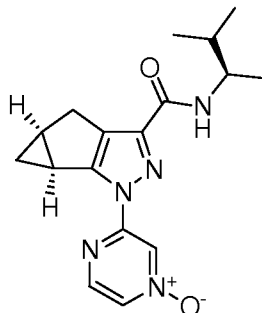
To a solution of (1a*S*,5a*S*)-2-(4-Oxy-pyrazin-2-yl)-1a,2,5,5a-tetrahydro-1*H*-2,3-diaza-cyclopropa[a]pentalene-4-carboxylic acid ((*S*)-1-hydroxymethyl-2,2-dimethyl-propyl)-amide (500 mg, 1.399 mmol), (*S*)-2-(*tert*-butoxycarbonylamino)-3-methylbutanoic acid (1003 mg, 4.62 mmol), triethylamine (1.170 mL, 8.39 mmol), and DMAP (68.4 mg, 0.560 mmol) in 1,2-dichloroethane (10 mL) was added N1-((ethylimino)methylene)-N3,N3-dimethylpropane-1,3-diamine. The mixture was stirred at 60 °C for 2 h. The mixture was purified by silica gel column chromatography to give the title compound (495 mg) as a white solid. LCMS  $m/z = 557.5$ .

**Step D: Preparation of (1a*S*,5a*S*)-(*S*)-2-Amino-3-methyl-butyric Acid (*S*)-3,3-Dimethyl-2-[[2-(4-oxy-pyrazin-2-yl)-1a,2,5,5a-tetrahydro-1*H*-2,3-diaza-cyclopropa[a]pentalene-4-carbonyl]-amino]-butyl Ester.**

To (*S*)-2-*tert*-butoxycarbonylamino-3-methyl-butyric acid (*S*)-3,3-dimethyl-2-[[[(1a*S*,5a*S*)-2-(4-oxy-pyrazin-2-yl)-1a,2,5,5a-tetrahydro-1*H*-2,3-diaza-cyclopropa[a]pentalene-4-carbonyl]-amino]-butyl ester (495 mg, 0.889 mmol) was added HCl (4 M in dioxane, 5.56 mL, 22.23 mmol). The reaction was stirred at 23 °C for 1 h then concentrated. The off-white solid was taken up in 2:1 water/acetonitrile (10 mL) then freeze-dried to give the HCl salt of the title compound (437 mg) as a white solid. LCMS  $m/z = 457.3$   $[M+H]^+$ ;  $^1H$  NMR (400 MHz,  $DMSO-d_6$ )  $\delta$  0.44 (td,  $J = 4.4, 3.4$  Hz, 1H), 0.78 (d,  $J = 7.0$  Hz, 3H), 0.81 (d,  $J = 7.1$  Hz, 3H), 0.97 (s, 9H), 1.27 (td,  $J = 7.8, 4.7$  Hz, 1H), 1.98-2.06 (m, 1H), 2.27-2.33 (m, 1H), 2.65-2.69 (m, 1H), 2.73-2.84 (m, 2H), 3.85 (d,  $J = 4.2$  Hz, 1H), 4.12 (td,  $J = 10.2, 2.3$  Hz, 1H), 4.33 (dd,  $J =$

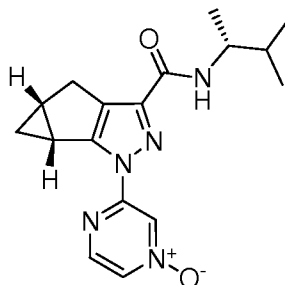
8.2, 2.9 Hz, 1H), 4.47 (t,  $J = 10.9$  Hz, 1H), 8.08 (d,  $J = 9.7$  Hz, 1H), 8.29 (dd,  $J = 4.2, 1.5$  Hz, 1H), 8.33 (s, 3H), 8.48 (d,  $J = 4.2$  Hz, 1H), 9.11-9.12 (m, 1H).

**Example 1.39: Preparation of (1a*S*,5a*S*)-2-(4-Oxy-pyrazin-2-yl)-1a,2,5,5a-tetrahydro-1*H*-2,3-diaza-cyclopropa[*a*]pentalene-4-carboxylic Acid ((*R*)-1,2-Dimethyl-propyl)-amide**  
 5 (Compound 912).



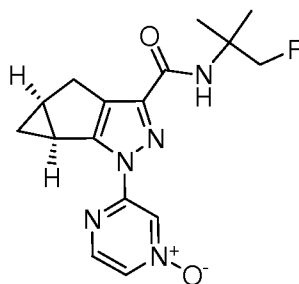
The title compound was prepared in a manner similar to that described in **Method UU** using **Intermediate 5** and (*R*)-3-methylbutan-2-amine. LCMS  $m/z = 328.3$   $[M+H]^+$ ;  $^1H$  NMR (400 MHz,  $CDCl_3$ )  $\delta$  0.46-0.50 (m, 1H), 0.96 (d,  $J = 6.8$  Hz, 3H), 0.97 (d,  $J = 6.7$  Hz, 3H), 1.19 (d,  $J = 6.9$  Hz, 3H), 1.26 (td,  $J = 8.2, 4.8$  Hz, 1H), 1.75-1.87 (m, 1H), 2.26-2.33 (m, 1H), 2.70-2.75 (m, 1H), 2.94 (d,  $J = 16.8$  Hz, 1H), 3.01 (dd,  $J = 16.6, 6.0$  Hz, 1H), 3.95-4.05 (m, 1H), 6.64 (d,  $J = 9.0$  Hz, 1H), 7.98 (dd,  $J = 4.0, 1.4$  Hz, 1H), 8.28 (d,  $J = 4.0$  Hz, 1H), 8.78-8.80 (m, 1H).

**Example 1.40: Preparation of (1a*R*,5a*R*)-2-(4-Oxy-pyrazin-2-yl)-1a,2,5,5a-tetrahydro-1*H*-2,3-diaza-cyclopropa[*a*]pentalene-4-carboxylic Acid ((*R*)-1,2-Dimethyl-propyl)-amide**  
 15 (Compound 828).



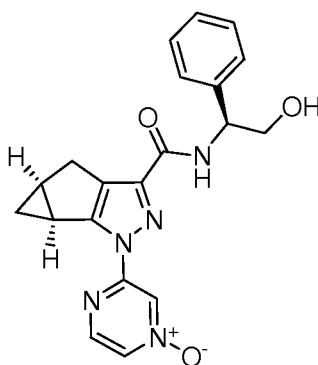
The title compound was prepared in a manner similar to that described in **Method UU** using **Intermediate 6** and (*R*)-3-methylbutan-2-amine. LCMS  $m/z = 328.3$   $[M+H]^+$ ;  $^1H$  NMR (400 MHz,  $CDCl_3$ )  $\delta$  0.44-0.48 (m, 1H), 0.95 (d,  $J = 6.8$  Hz, 3H), 0.97 (d,  $J = 6.9$  Hz, 3H), 1.18 (d,  $J = 6.9$  Hz, 3H), 1.26 (td,  $J = 8.0, 4.9$  Hz, 1H), 1.75-1.88 (m, 1H), 2.26-2.33 (m, 1H), 2.70-2.75 (m, 1H), 2.93 (d,  $J = 17.1$  Hz, 1H), 3.02 (dd,  $J = 16.7, 6.2$  Hz, 1H), 3.95-4.05 (m, 1H), 6.64 (d,  $J = 8.9$  Hz, 1H), 7.98 (dd,  $J = 4.0, 1.4$  Hz, 1H), 8.28 (d,  $J = 4.0$  Hz, 1H), 8.79-8.80 (m, 1H).

**Example 1.41: Preparation of (1a*S*,5a*S*)-2-(4-Oxy-pyrazin-2-yl)-1a,2,5,5a-tetrahydro-1*H*-2,3-diaza-cyclopropa[*a*]pentalene-4-carboxylic Acid (2-Fluoro-1,1-dimethyl-ethyl)-amide**  
 25 (Compound 904).



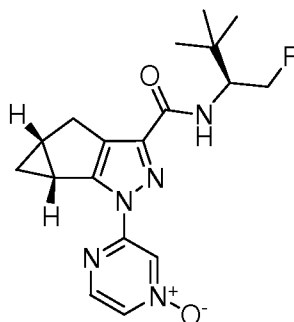
The title compound was prepared in a manner similar to that described in **Method UU** using **Intermediate 5** and 1-fluoro-2-methylpropan-2-amine. LCMS  $m/z = 332.2$   $[M+H]^+$ ;  $^1H$  NMR (400 MHz,  $CDCl_3$ )  $\delta$  0.44-0.48 (m, 1H), 1.27 (td,  $J = 8.0, 5.0$  Hz, 1H), 1.46 (s, 3H), 1.47 (s, 3H), 2.26-2.34 (m, 1H), 2.703-2.76 (m, 1H), 2.91 (d,  $J = 16.9$  Hz, 1H), 3.00 (dd,  $J = 16.6, 6.2$  Hz, 1H), 4.54 (d,  $J = 47.5$  Hz, 2H), 6.73 (s, 1H), 7.98 (dd,  $J = 4.0, 1.5$  Hz, 1H), 8.28 (d,  $J = 4.2$  Hz, 1H), 8.78-8.79 (m, 1H).

**Example 1.42: Preparation of (1a*S*,5a*S*)-2-(4-Oxy-pyrazin-2-yl)-1a,2,5,5a-tetrahydro-1*H*-2,3-diaza-cyclopropa[*a*]pentalene-4-carboxylic Acid ((*S*)-2-Hydroxy-1-phenyl-ethyl)-amide (Compound 913).**



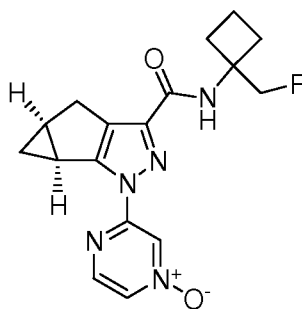
The title compound was prepared in a manner similar to that described in **Method UU** using **Intermediate 5** and (*S*)-2-amino-2-phenylethanol. LCMS  $m/z = 378.3$   $[M+H]^+$ ;  $^1H$  NMR (400 MHz,  $CDCl_3$ )  $\delta$  0.43-0.47 (m, 1H), 1.26 (td,  $J = 7.8, 4.9$  Hz, 1H), 2.26-2.33 (m, 1H), 2.55 (bs, 1H), 2.70-2.76 (m, 1H), 2.90 (d,  $J = 16.9$  Hz, 1H), 3.00 (dd,  $J = 16.7, 6.3$  Hz, 1H), 3.95-4.04 (m, 2H), 5.18-5.24 (m, 1H), 7.29-7.35 (m, 1H), 7.36-7.41 (m, 4H), 7.44 (d,  $J = 7.4$  Hz, 1H), 7.98 (dd,  $J = 4.2, 1.5$  Hz, 1H), 8.28 (d,  $J = 4.2$  Hz, 1H), 8.80 (d,  $J = 1.1$  Hz, 1H).

**Example 1.43: Preparation of (1a*R*,5a*R*)-2-(4-Oxy-pyrazin-2-yl)-1a,2,5,5a-tetrahydro-1*H*-2,3-diaza-cyclopropa[*a*]pentalene-4-carboxylic Acid ((*S*)-1-Fluoromethyl-2,2-dimethyl-propyl)-amide (Compound 918).**



The title compound was prepared in a manner similar to that described in **Method UU**, using **Intermediate 6** and (*S*)-1-fluoro-3,3-dimethylbutan-2-amine hydrochloride. LCMS  $m/z$  = 360.2  $[M+H]^+$ ;  $^1H$  NMR (400 MHz,  $CDCl_3$ )  $\delta$  0.50 (td,  $J$  = 4.6 and 3.2 Hz, 1H), 1.05 (s, 9 H), 1.25-1.30 (m, 1H), 2.27-2.35 (m, 1H), 2.72-2.77 (m, 1H), 2.93 (d,  $J$  = 16.9 Hz, 1H), 3.01 (dd,  $J$  = 16.6 and 6.2 Hz, 1H), 4.03-4.15 (m, 1H), 4.48-4.74 (m, 2H), 7.04 (d,  $J$  = 10.0 Hz, 1H), 7.99 (dd,  $J$  = 4.1 and 1.5 Hz, 1H), 8.28 (d,  $J$  = 4.1 Hz, 1H), 8.81 (d,  $J$  = 1.5 Hz, 1H).

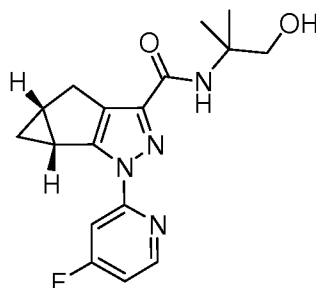
**Example 1.44: Preparation of (1a*S*,5a*S*)-2-(4-Oxy-pyrazin-2-yl)-1a,2,5,5a-tetrahydro-1*H*-2,3-diaza-cyclopropa[a]pentalene-4-carboxylic Acid (1-Fluoromethyl-cyclobutyl)-amide (Compound 924).**



The title compound was prepared in a manner similar to that described in **Method UU**, using **Intermediate 5** and 1-(fluoromethyl)cyclobutanamine hydrochloride, which was prepared in a similar manner to that described in **Example 1.58, Step A to Step E**, using (1-aminocyclobutyl)methanol. LCMS  $m/z$  = 344.2  $[M+H]^+$ ;  $^1H$  NMR (400 MHz,  $CDCl_3$ )  $\delta$  0.48 (td,  $J$  = 4.6 and 3.2 Hz, 1H), 1.24-1.29 (m, 1H), 1.85-1.95 (m, 1H), 2.00-2.10 (m, 1H), 2.27-2.47 (m, 5H), 2.70-2.75 (m, 1H), 2.91 (d,  $J$  = 17.3 Hz, 1H), 3.00 (dd,  $J$  = 16.7 and 6.2 Hz, 1H), 4.68 (d,  $J$  = 47.8 Hz, 2H), 6.98 (s, 1H), 7.97 (dd,  $J$  = 4.1 and 1.5 Hz, 1H), 8.28 (dd,  $J$  = 4.1 and 0.7 Hz, 1H), 8.80 (dd,  $J$  = 1.5 and 0.7 Hz, 1H).

**Example 1.45: Preparation of (1a*R*,5a*R*)-2-(4-Fluoro-pyridin-2-yl)-1a,2,5,5a-tetrahydro-1*H*-2,3-diaza-cyclopropa[a]pentalene-4-carboxylic Acid (2-Hydroxy-1,1-dimethyl-ethyl)-amide (Compound 931).**





**Step A: Preparation of 2-Hydrazinyl-4-iodopyridine.**

To a solution of 2-fluoro-4-iodopyridine (7.00 g, 31.4 mmol) in ethanol (60 mL) was added hydrazine monohydrate (15.23 mL, 314 mmol). The mixture was stirred at 40 °C for 15 h then concentrated. The resulting residue was triturated with 1:1 hexanes/ether. The remaining solid was further triturated with water then dried under vacuum to give the title compound (6.6 g) as a tan solid. LCMS  $m/z$  = 235.9  $[M+H]^+$ .  $^1H$  NMR (400 MHz, DMSO- $d_6$ )  $\delta$  4.15 (s, 2H), 6.86 (dd,  $J$  = 5.2, 1.5 Hz, 1H), 7.13 (d,  $J$  = 1.5 Hz, 1H), 7.56 (s, 1H), 7.67 (d,  $J$  = 5.3 Hz, 1H).

**Step B: Preparation of (1*R*,5*R*)-2-(4-Iodo-pyridin-2-yl)-1*a*,2,5,5*a*-tetrahydro-1*H*-2,3-diaza-cyclopropa[*a*]pentalene-4-carboxylic Acid Ethyl Ester.**

To a solution of (1*R*,5*S*)-bicyclo[3.1.0]hexan-2-one (2.045 g, 21.27 mmol) and diethyl oxalate (2.91 mL, 21.27 mmol) in absolute ethanol (100 mL) was added a 1.0 M THF solution of potassium 2-methylpropan-2-olate (21.27 mL, 21.27 mmol). The mixture was stirred at 40 °C for 4 h. 2-Hydrazinyl-4-iodopyridine (5.00 g, 21.27 mmol) was added followed by a 3.0 M aqueous solution of hydrogen chloride (21.27 mL, 63.8 mmol). The reaction was stirred at 45 °C, for 16 h. Brine (150 mL) was added. The mixture was extracted with dichloromethane (3 x 50 mL). The combined organic extracts were washed with brine (100 mL), dried (MgSO<sub>4</sub>), filtered, and then concentrated. The residue was purified by silica gel flash chromatography to give the title compound (5.8 g) as a white solid. LCMS  $m/z$  = 396.1  $[M+H]^+$ ;  $^1H$  NMR (400 MHz, CDCl<sub>3</sub>)  $\delta$  0.44 (td,  $J$  = 4.7, 3.5 Hz, 1H), 1.25 (td,  $J$  = 8.0, 5.1 Hz, 1H), 1.40 (t,  $J$  = 7.1 Hz, 3H), 2.22-2.29 (m, 1H), 2.80-2.85 (m, 1H), 2.85 (d,  $J$  = 17.1 Hz, 1H), 2.97 (dd,  $J$  = 16.9, 6.6 Hz, 1H), 4.39 (q,  $J$  = 7.1 Hz, 2H), 7.57 (dd,  $J$  = 5.2, 1.4 Hz, 1H), 8.10 (d,  $J$  = 5.2 Hz, 1H), 8.48 (s, 1H).

**Step C: Preparation of (1*R*,5*R*)-2-(4-Iodo-pyridin-2-yl)-1*a*,2,5,5*a*-tetrahydro-1*H*-2,3-diaza-cyclopropa[*a*]pentalene-4-carboxylic Acid.**

To a solution of (1*R*,5*R*)-2-(4-iodo-pyridin-2-yl)-1*a*,2,5,5*a*-tetrahydro-1*H*-2,3-diaza-cyclopropa[*a*]pentalene-4-carboxylic acid ethyl ester in MeOH (10.00 mL) and THF (10.00 mL) was added a 2 M aqueous solution of sodium hydroxide (5.20 mL, 10.40 mmol). The mixture was stirred at room temperature for 2 h then concentrated. The remaining solid was dissolved in water (30 mL). The solution was acidified to pH ~2 by addition of 6 M aqueous HCl. The resulting precipitate was collected by filtration, rinsed with water, then dried to give the title compound (190 mg) as a white solid. LCMS  $m/z$  = 368.1  $[M+H]^+$ .

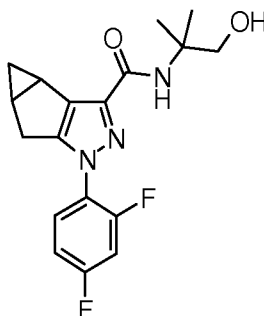
**Step D: Preparation of (1a*R*,5a*R*)-2-(4-Fluoro-pyridin-2-yl)-1a,2,5,5a-tetrahydro-1*H*-2,3-diaza-cyclopropa[a]pentalene-4-carboxylic Acid.**

To a solution of (1a*R*,5a*R*)-2-(4-iodo-pyridin-2-yl)-1a,2,5,5a-tetrahydro-1*H*-2,3-diaza-cyclopropa[a]pentalene-4-carboxylic acid (174 mg, 0.47 mmol) in DMSO (2.5 mL) was added cesium fluoride (500 mg, 3.29 mmol). The mixture was heated under microwave irradiation at 200 °C for 60 min. The mixture was purified by preparative HPLC to give the title compound as a white solid (85 mg). LCMS  $m/z$  = 260.1 [M+H]<sup>+</sup>.

**Step E: Preparation of (1a*R*,5a*R*)-2-(4-Fluoro-pyridin-2-yl)-1a,2,5,5a-tetrahydro-1*H*-2,3-diaza-cyclopropa[a]pentalene-4-carboxylic Acid (2-Hydroxy-1,1-dimethyl-ethyl)-amide.**

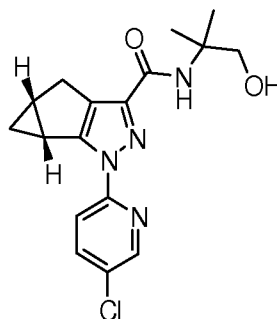
To a solution of (1a*R*,5a*R*)-2-(4-fluoro-pyridin-2-yl)-1a,2,5,5a-tetrahydro-1*H*-2,3-diaza-cyclopropa[a]pentalene-4-carboxylic acid (68 mg, 0.262 mmol), 2-amino-2-methylpropan-1-ol (23.38 mg, 0.262 mmol), and triethylamine (0.073 mL, 0.525 mmol) in DMF (1 mL) was added HATU (105 mg, 0.275 mmol). The reaction was stirred at 23 °C for 20 min then concentrated. The residue was purified by silica gel column chromatography to give the title compound (80 mg) as a white solid. LCMS  $m/z$  = 331.3 [M+H]<sup>+</sup>; <sup>1</sup>H NMR (400 MHz, CDCl<sub>3</sub>) δ 0.46 (td,  $J$  = 4.6, 3.4 Hz, 1H), 1.26 (td,  $J$  = 7.8, 4.9 Hz, 1H), 1.41 (s, 3H), 1.42 (s, 3H), 2.24-2.30 (m, 1H), 2.79-2.84 (m, 1H), 2.91 (d,  $J$  = 16.8 Hz, 1H), 3.00 (dd,  $J$  = 16.6, 6.3 Hz, 1H), 3.70 (d,  $J$  = 6.4 Hz, 2H), 4.69 (t,  $J$  = 6.3 Hz, 1H), 6.93-6.98 (m, 2H), 7.63 (dd,  $J$  = 10.1, 2.4 Hz, 1H), 8.43 (dd,  $J$  = 8.5, 5.7 Hz, 1H).

**Example 1.46: Preparation of 1-(2,4-Difluoro-phenyl)-3b,4a,5-tetrahydro-1*H*-cyclopropa[3,4]cyclopenta[1,2-*c*]pyrazole-3-carboxylic Acid (2-Hydroxy-1,1-dimethyl-ethyl)-amide (Compound 515).**



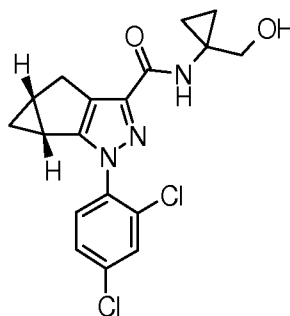
The title compound was prepared in a manner similar to that described in **Method X** using 2-amino-2-methylpropan-1-ol. LCMS  $m/z$  = 348.2 [M+H]<sup>+</sup>.

**Example 1.47: Preparation of (1a*R*,5a*R*)-2-(5-Chloro-pyridin-2-yl)-1a,2,5,5a-tetrahydro-1*H*-2,3-diaza-cyclopropa[a]pentalene-4-carboxylic Acid (2-Hydroxy-1,1-dimethyl-ethyl)-amide (Compound 151).**



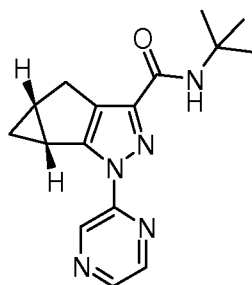
The title compound was prepared in a manner similar to that described in **Method G** using 2-amino-2-methylpropane-1,3-diol and (1*aR*,5*aR*)-2-(5-Chloropyridin-2-yl)-1*a*,2,5,5*a*-tetrahydro-1*H*-2,3-diaza-cyclopropa[a]pentalene-4-carboxylic acid. The aforementioned acid was prepared in a similar method as described in **Method A** and **B** using (1*R*,5*S*)-bicyclo[3,1,0]hexan-2-one and 5-chloro-2-hydrazinylpyridine. LCMS  $m/z$  = 347.2  $[M+H]^+$ ;  $^1H$  NMR (400 MHz,  $CDCl_3$ )  $\delta$  ppm 0.45 (td,  $J$  = 4.7, 3.3 Hz, 1H), 1.25 (td,  $J$  = 8.3, 4.4 Hz, 1H), 1.406 (s, 3H), 1.410 (s, 3H), 2.24-2.30 (m, 1H), 2.75-2.80 (m, 1H), 2.90 (d,  $J$  = 16.6 Hz, 1H), 3.00 (dd,  $J$  = 16.6, 6.4 Hz, 1H), 3.70 (s, 2H), 4.63 (bs, 1H), 6.92 (s, 1H), 7.78 (dd,  $J$  = 8.7, 2.5 Hz, 1H), 7.87 (dd,  $J$  = 8.8, 0.6 Hz, 1H), 8.41 (dd,  $J$  = 2.5, 0.6 Hz, 1H).

**Example 1.48: Preparation of (1*aR*,5*aR*)-2-(2,4-Dichloro-phenyl)-1*a*,2,5,5*a*-tetrahydro-1*H*-2,3-diaza-cyclopropa[a]pentalene-4-carboxylic Acid (1-Hydroxymethyl-cyclopropyl)-amide (Compound 174).**



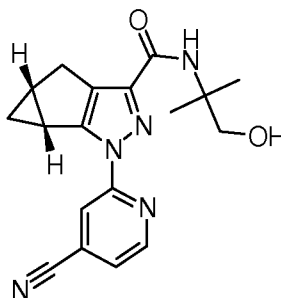
The title compound was prepared in a manner similar to that described in **Method G** using (1*aR*,5*aR*)-2-(2,4-dichloro-phenyl)-1*a*,2,5,5*a*-tetrahydro-1*H*-2,3-diaza-cyclopropa[a]pentalene-4-carboxylic acid and (1-hydroxymethyl-cyclopropyl)-amine. LCMS  $m/z$  = 378.2  $[M+H]^+$ ;  $^1H$  NMR (400 MHz,  $CDCl_3$ )  $\delta$  ppm 0.51 (td,  $J$  = 4.6 and 3.4 Hz, 1H), 0.90-1.03 (m, 4H), 1.14-1.21 (m, 1H), 2.00-2.07 (m, 1H), 2.27-2.37 (m, 1H), 2.97 (d,  $J$  = 16.6 Hz, 1H), 3.06 (dd,  $J$  = 16.6 and 6.3 Hz, 1H), 3.71 (s, 2H), 7.28 (bs, 1H), 7.40 (dd,  $J$  = 8.5 and 2.1 Hz, 1H), 7.44 (d,  $J$  = 8.5 Hz, 1H), 7.58 (d,  $J$  = 2.1 Hz, 1H).

**Example 1.49: Preparation of (1*aR*,5*aR*)-2-Pyrazin-2-yl-1*a*,2,5,5*a*-tetrahydro-1*H*-2,3-diaza-cyclopropa[a]pentalene-4-carboxylic Acid *tert*-Butylamide (Compound 593).**



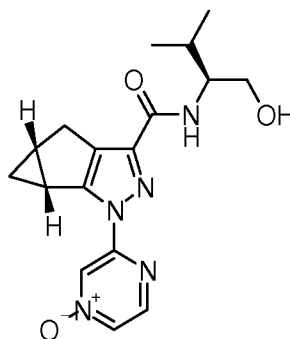
The title compound was prepared in a manner similar to that described in **Method G** using **Intermediate 2** and *tert*-butyl amine. LCMS  $m/z = 298.3$   $[M+H]^+$ ;  $^1H$  NMR (400 MHz,  $CDCl_3$ )  $\delta$  0.47 (td,  $J = 4.6$  and  $3.3$  Hz, 1H), 1.22-1.27 (m, 1H), 1.48 (s, 9H), 2.25-2.32 (m, 1H), 2.71-2.76 (m, 1H), 2.93 (d,  $J = 16.7$  Hz, 1H), 3.02 (dd,  $J = 16.6$  and  $6.2$  Hz, 1H), 6.79 (s, 1H), 8.42 (br, 1H), 8.49 (d,  $J = 2.0$  Hz, 1H), 9.25 (s, 1H).

**Example 1.50: Preparation of (1aR,5aR)-2-(4-Cyano-pyridin-2-yl)-1a,2,5,5a-tetrahydro-1H-2,3-diaza-cyclopropa[a]pentalene-4-carboxylic Acid (2-Hydroxy-1,1-dimethyl-ethyl)-amide (Compound 644).**



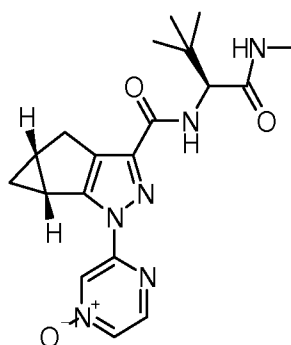
The title compound was prepared in a manner similar to that described in **Method T** using (1aR,5aR)-2-(5-bromo-pyrazin-2-yl)-1a,2,5,5a-tetrahydro-1H-2,3-diaza-cyclopropa[a]pentalene-4-carboxylic acid (2-hydroxy-1,1-dimethyl-ethyl)-amide and dicyanozinc. LCMS  $m/z = 338.3$   $[M+H]^+$ ;  $^1H$  NMR (400 MHz,  $CDCl_3$ )  $\delta$  ppm 0.47 (dd,  $J = 4.6$  and  $3.4$  Hz, 1H), 1.25-1.31 (m, 1H), 1.45 (s, 6H), 2.26-2.34 (m, 1H), 2.78-2.84 (m, 1H), 2.93 (d,  $J = 16.1$  Hz, 1H), 3.02 (dd,  $J = 16.7$  and  $6.3$  Hz, 1H), 3.73 (s, 2H), 6.93-6.97 (bs, 1H), 7.43 (dd,  $J = 5.0$  and  $1.2$  Hz, 1H), 8.17 (s, 1H), 8.63 (d,  $J = 5.0$ , 1H).

**Example 1.51: Preparation of (1aR,5aR)-2-(4-Oxy-pyrazin-2-yl)-1a,2,5,5a-tetrahydro-1H-2,3-diaza-cyclopropa[a]pentalene-4-carboxylic Acid ((S)-1-Hydroxymethyl-2-methyl-propyl)-amide (Compound 690).**



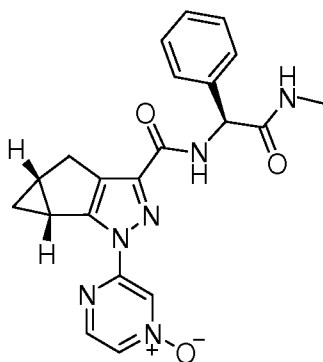
The title compound was prepared in a manner similar to that described in **Method CCC**. LCMS  $m/z = 344.3$   $[M+H]^+$ ;  $^1H$  NMR (400 MHz,  $CDCl_3$ )  $\delta$  ppm 0.47 (dd,  $J = 8.0$  and  $4.7$  Hz, 1H), 1.02 (t,  $J = 7.2$  Hz, 6H), 1.28 (td,  $J = 8.0$  and  $5.0$  Hz, 1H), 2.00-2.05 (m, 1H), 2.28-2.32 (m, 1H), 2.72-2.77 (m, 1H), 2.95 (d,  $J = 17.3$  Hz, 1H), 3.02 (dd,  $J = 16.7$  and  $6.3$  Hz, 1H), 3.73-3.89 (m, 3H), 6.98 (d,  $J = 8.3$  Hz, NH, 1H), 7.99 (dd,  $J = 4.1$  and  $1.5$  Hz, 1H), 8.28 (d,  $J = 4.1$  Hz, 1H), 8.80 (s, 1H).

**Example 1.52: Preparation of (1aR,5aR)-2-(4-Oxy-pyrazin-2-yl)-1a,2,5,5a-tetrahydro-1H-2,3-diaza-cyclopropa[a]pentalene-4-carboxylic Acid ((S)-2,2-Dimethyl-1-methylcarbamoyl-propyl)-amide (Compound 704).**



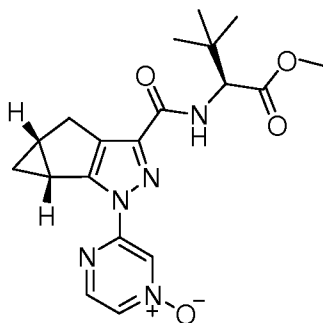
The title compound was prepared in a manner similar to that described in **Method CCC**. LCMS  $m/z = 385.3$   $[M+H]^+$ ;  $^1H$  NMR (400 MHz,  $CDCl_3$ )  $\delta$  ppm 0.44 (dd,  $J = 8.0$  and  $4.7$  Hz, 1H), 1.24-1.29 (m, 1H), 2.26-2.32 (m, 1H), 2.72-2.77 (m, 1H), 2.82 (d,  $J = 4.8$  Hz, 3H), 2.88 (d,  $J = 16.7$  Hz, 1H), 3.01 (dd,  $J = 16.5$  and  $6.5$  Hz, 1H), 4.30 (d,  $J = 9.5$  Hz, 1H), 5.90 (q,  $J = 4.4$  Hz, NH, 1H), 7.44 (d,  $J = 9.5$  Hz, NH, 1H), 8.00 (dd,  $J = 4.1$  and  $1.5$  Hz, 1H), 8.28 (d,  $J = 4.1$  Hz, 1H), 8.84 (s, 1H).

**Example 1.53: Preparation of (1aR,5aR)-2-(4-Oxy-pyrazin-2-yl)-1a,2,5,5a-tetrahydro-1H-2,3-diaza-cyclopropa[a]pentalene-4-carboxylic Acid ((S)-Methylcarbamoyl-phenyl-methyl)-amide (Compound 722).**



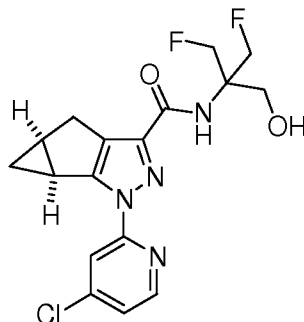
(*S*)-2-Amino-*N*-methyl-2-phenylacetamide was prepared in a manner similar to that described in **Method HHH** and **III** using (*S*)-2-(*tert*-butoxycarbonylamino)-2-phenylacetic acid and methylamine. The title compound was prepared in a manner similar to that described in **Method G** using (1*aR*,5*aR*)-2-(4-oxy-pyrazin-2-yl)-1*a*,2,5,5*a*-tetrahydro-1*H*-2,3-diaza-cyclopropa[*a*]pentalene-4-carboxylic acid and (*S*)-2-amino-*N*-methyl-2-phenylacetamide. LCMS  $m/z = 405.3$  [M+H]<sup>+</sup>; <sup>1</sup>H NMR (400 MHz, CDCl<sub>3</sub>)  $\delta$  ppm 0.40-0.47 (m, 1H), 1.21-1.29 (m, 1H), 2.23-2.31 (m, 1H), 2.69-2.75 (m, 1H), 2.83 (dd,  $J = 4.9$  and 1.9 Hz, 3H), 2.87 (d,  $J = 16.9$  Hz, 1H), 2.92-3.00 (m, 1H), 5.50 (d,  $J = 6.8$  Hz, 1H), 5.69 (bs, 1H), 7.30-7.41 (m, 3H), 7.43-7.48 (m, 2H), 7.97 (dd,  $J = 4.0$  and 1.4 Hz, 1H), 7.98-8.03 (m, 1H), 8.26 (d,  $J = 4.0$  Hz, 1H), 8.83-8.85 (m, 1H).

**Example 1.54: Preparation of (*S*)-3,3-Dimethyl-2-[(1*aR*,5*aR*)-2-(4-oxy-pyrazin-2-yl)-1*a*,2,5,5*a*-tetrahydro-1*H*-2,3-diaza-cyclopropa[*a*]pentalene-4-carbonyl]-amino}-butyric Acid Methyl Ester (Compound 746).**



The title compound was prepared in a manner similar to that described in **Method CCC**, using (1*aR*,5*aR*)-2-(4-oxy-pyrazin-2-yl)-1*a*,2,5,5*a*-tetrahydro-1*H*-2,3-diaza-cyclopropa[*a*]pentalene-4-carboxylic acid and (*S*)-methyl 2-amino-3,3-dimethylbutanoate. LCMS  $m/z = 386.2$  [M+H]<sup>+</sup>; <sup>1</sup>H NMR (400 MHz, CDCl<sub>3</sub>)  $\delta$  ppm 0.44 (dd,  $J = 8.0$  and 4.7 Hz, 1H), 1.06 (s, 9H), 1.24-1.29 (m, 1H), 2.26-2.32 (m, 1H), 2.72-2.77 (m, 1H), 2.90 (d,  $J = 16.8$  Hz, 1H), 3.02 (dd,  $J = 16.7$  and 6.4 Hz, 1H), 3.75 (s, 3H), 4.58 (d,  $J = 9.6$  Hz, 1H), 7.28 (d,  $J = 9.6$  Hz, NH, 1H), 8.00 (dd,  $J = 4.1$  and 1.4 Hz, 1H), 8.29 (d,  $J = 4.1$  Hz, 1H), 8.83 (d,  $J = 1.3$  Hz, 1H).

**Example 1.55: Preparation of (1a*S*,5a*S*)-2-(4-Chloro-pyridin-2-yl)-1a,2,5,5a-tetrahydro-1*H*-2,3-diaza-cyclopropa[*a*]pentalene-4-carboxylic Acid (2-Fluoro-1-fluoromethyl-1-hydroxymethyl-ethyl)-amide (Compound 889).**



**Step A: Preparation of Methyl 2-Amino-3-fluoro-2-(fluoromethyl)propanoate.**

The title compound was prepared as described in *Synthesis* 1994 vol. 7 pp. 701-702.

**Step B: Preparation of 2-[(1a*S*,5a*S*)-2-(4-Chloro-pyridin-2-yl)-1a,2,5,5a-tetrahydro-1*H*-2,3-diaza-cyclopropa[*a*]pentalene-4-carbonyl]-amino}-3-fluoro-2-fluoromethyl-propionic Acid Methyl Ester.**

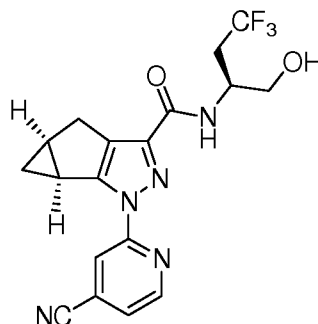
To a solution of (1a*S*,5a*S*)-2-(4-chloro-pyridin-2-yl)-1a,2,5,5a-tetrahydro-1*H*-2,3-diaza-cyclopropa[*a*]pentalene-4-carboxylic acid (100 mg, 0.363 mmol), methyl 2-amino-3-fluoro-2-(fluoromethyl)propanoate hydrochloride (76 mg, 0.399 mmol) and triethylamine (0.101 mL, 0.725 mmol) in DMF (2 mL) was added HATU (138 mg, 0.363 mmol). The reaction was stirred at 50 °C for 2 h, then concentrated. The residue was purified by silica gel flash chromatography to give the title compound as a white solid. LCMS  $m/z$  = 411.2  $[M+H]^+$ ;  $^1H$  NMR (400 MHz,  $CDCl_3$ )  $\delta$  0.46 (td,  $J$  = 4.7, 3.3 Hz, 1H), 1.25 (td,  $J$  = 7.8, 4.7 Hz, 1H), 2.24-2.30 (m, 1H), 2.79-2.84 (m, 1H), 2.89 (d,  $J$  = 16.8 Hz, 1H), 2.99 (dd,  $J$  = 16.4, 6.2 Hz, 1H), 3.89 (s, 3H), 4.81-5.12 (m, 4H), 7.22 (dd,  $J$  = 5.3, 1.8 Hz, 1H), 7.51 (s, 1H), 7.98 (d,  $J$  = 1.8 Hz, 1H), 8.36 (d,  $J$  = 5.3 Hz, 1H).

**Step C: Preparation of (1a*S*,5a*S*)-2-(4-Chloro-pyridin-2-yl)-1a,2,5,5a-tetrahydro-1*H*-2,3-diaza-cyclopropa[*a*]pentalene-4-carboxylic Acid (2-Fluoro-1-fluoromethyl-1-hydroxymethyl-ethyl)-amide.**

To a solution of 2-[(1a*S*,5a*S*)-2-(4-chloro-pyridin-2-yl)-1a,2,5,5a-tetrahydro-1*H*-2,3-diaza-cyclopropa[*a*]pentalene-4-carbonyl]-amino}-3-fluoro-2-fluoromethyl-propionic acid methyl ester (130 mg, 0.316 mmol) in THF (2 mL) and MeOH (0.200 mL) was added sodium borohydride (23.94 mg, 0.633 mmol). The reaction was stirred at 23 °C for 2 h. Saturated aqueous  $NaHCO_3$  (15 mL) was added. The mixture was extracted with dichloromethane (3 x 15 mL). The combined organic extracts were dried ( $MgSO_4$ ), filtered, then concentrated. The residue was purified by silica gel flash chromatography to give the title compound (106 mg) as a white solid. LCMS  $m/z$  = 383.2  $[M+H]^+$ ;  $^1H$  NMR (400 MHz,  $CDCl_3$ )  $\delta$  0.46 (td,  $J$  = 4.6, 3.5 Hz, 1H), 1.27 (td,  $J$  = 8.0, 4.9 Hz, 1H), 2.25-2.31 (m, 1H), 2.80-2.85 (m, 1H), 2.89 (d,  $J$  = 16.9

Hz, 1H), 2.99 (dd,  $J = 16.6, 6.3$  Hz, 1H), 3.96 (d,  $J = 5.9$  Hz, 2H), 4.25 (t,  $J = 6.8$  Hz, 1H), 4.55-4.84 (m, 4H), 7.23 (dd,  $J = 5.3, 1.8$  Hz, 1H), 7.27 (s, 1H), 7.92 (d,  $J = 1.6$  Hz, 1H), 8.36 (d,  $J = 5.3$  Hz, 1H).

**Example 1.56: Preparation of (1a*S*,5a*S*)-2-(4-Cyano-pyridin-2-yl)-1a,2,5,5a-tetrahydro-1*H*-2,3-diaza-cyclopropa[*a*]pentalene-4-carboxylic Acid ((*S*)-3,3,3-Trifluoro-1-hydroxymethyl-propyl)-amide (Compound 891).**



**Step A: Preparation of (1a*S*,5a*S*)-2-(4-Bromo-pyridin-2-yl)-1a,2,5,5a-tetrahydro-1*H*-2,3-diaza-cyclopropa[*a*]pentalene-4-carboxylic Acid.**

To a solution of (1a*S*,5a*S*)-2-(4-bromo-pyridin-2-yl)-1a,2,5,5a-tetrahydro-1*H*-2,3-diaza-cyclopropa[*a*]pentalene-4-carboxylic acid ethyl ester (1.00 g, 2.87 mmol) in methanol (5 mL) and THF (5.00 mL) was added a 2.0 M aqueous solution of sodium hydroxide (2.87 mL, 5.74 mmol). The reaction was stirred at 23 °C for 2 h. The organic solvents were removed by distillation. The remaining aqueous solution was diluted with water (20 mL) then acidified to pH ~2 by addition of 6 M aq. HCl. The resulting precipitate was collected by filtration, rinsed with water, then dried under vacuum to give the title compound (0.87 g) as a white solid. LCMS  $m/z = 320.0$   $[M+H]^+$ .

**Step B: Preparation of (1a*S*,5a*S*)-2-(4-Cyano-pyridin-2-yl)-1a,2,5,5a-tetrahydro-1*H*-2,3-diaza-cyclopropa[*a*]pentalene-4-carboxylic Acid.**

(1a*S*,5a*S*)-2-(4-Bromo-pyridin-2-yl)-1a,2,5,5a-tetrahydro-1*H*-2,3-diaza-cyclopropa[*a*]pentalene-4-carboxylic acid (0.87 g, 2.72 mmol) was dissolved in DMA (10 mL). Sodium hydride (0.109 g, 2.72 mmol) was added, and nitrogen was bubbled through the mixture for 10 min. Zinc(II) cyanide (0.638 g, 5.44 mmol) and palladium tetrakis(triphenylphosphine) (0.157 g, 0.136 mmol) were added. The reaction was stirred under microwave heating in a sealed tube at 120 °C for 2 h. Water (25 mL) and 6 M aqueous HCl (1 mL) were added. The mixture was extracted with 25% iPrOH/dichloromethane (3 x 25 mL) (The biphasic mixture was filtered after the first extraction to clear up an emulsion). The combined organic extracts were dried ( $MgSO_4$ ), filtered, then concentrated. The residue was purified by flash chromatography to give the title compound (0.68 g) as a tan solid. LCMS  $m/z = 267.0$   $[M+H]^+$ .

**Step C: Preparation of (*S*)-2-Amino-4,4,4-trifluorobutan-1-ol.**



To an ice-cooled solution of (*S*)-2-(tert-butoxycarbonylamino)-4,4,4-trifluorobutanoic acid (1.0 g, 3.89 mmol) and *N*-ethyl-*N*-isopropylpropan-2-amine (0.813 mL, 4.67 mmol) in THF (15 mL) was added dropwise ethyl chloroformate (0.409 mL, 4.28 mmol). The cooling bath was removed and the mixture was stirred at 23 °C for 2 h. The mixture was filtered to remove the white precipitate, and the filtrate was treated with a 2 M THF solution of lithium borohydride (1.944 mL, 3.89 mmol) resulting in vigorous gas evolution. The mixture was stirred at room temperature for 2 h. Brine (25 mL) was added. The mixture was extracted with ethyl acetate (3 x 25 mL). The combined organic extracts were dried (MgSO<sub>4</sub>), filtered, then concentrated under vacuum. The residue was purified by silica gel flash chromatography to give (*S*)-tert-butyl 4,4,4-trifluoro-1-hydroxybutan-2-ylcarbamate (0.80 g) as a white solid. This solid was treated with 4 M HCl in dioxane (10 mL) for 60 min then concentrated to give the HCl salt of the title compound (0.54 g) as a white solid. <sup>1</sup>H NMR (400 MHz, CD<sub>3</sub>OD) δ 2.55-2.79 (m, 2H), 3.42 (bs, 1H), 3.54 (dd, *J* = 11.6, 5.6 Hz, 1H), 3.66 (dd, *J* = 11.6, 3.9 Hz, 1H), 3.53 (bs, 1H), 8.27 (bs, 3H).

**Step D: Preparation of (1*aS*,5*aS*)-2-(4-Cyano-pyridin-2-yl)-1*a*,2,5,5*a*-tetrahydro-1*H*-2,3-diaza-cyclopropa[*a*]pentalene-4-carboxylic Acid ((*S*)-3,3,3-Trifluoro-1-hydroxymethyl-propyl)-amide.**

To a solution of (1*aS*,5*aS*)-2-(4-cyano-pyridin-2-yl)-1*a*,2,5,5*a*-tetrahydro-1*H*-2,3-diaza-cyclopropa[*a*]pentalene-4-carboxylic acid (75 mg, 0.282 mmol) and triethylamine (0.118 mL, 0.845 mmol) in DMF (1 mL) was added HATU (118 mg, 0.310 mmol). The reaction was stirred at 23 °C, for 5 min, then was added (*S*)-2-amino-4,4,4-trifluorobutan-1-ol hydrochloride (55.6 mg, 0.310 mmol). The reaction was stirred at 23 °C for 30 min, then concentrated. The residue was purified by silica gel flash chromatography to give the title compound (86 mg) as a white solid. LCMS *m/z* = 392.4 [M+H]<sup>+</sup>; <sup>1</sup>H NMR (400 MHz, CDCl<sub>3</sub>) δ 0.47 (td, *J* = 4.7, 3.2 Hz, 1H), 1.27 (td, *J* = 8.1, 4.8 Hz, 1H), 2.26-2.32 (m, 1H), 2.54-2.69 (m, 3H), 2.77-2.82 (m, 1H), 2.93 (d, *J* = 16.8 Hz, 1H), 3.01 (dd, *J* = 16.6, 6.1 Hz, 1H), 3.88 (d, *J* = 2.9 Hz, 2H), 4.33-4.41 (m, 1H), 7.23 (d, *J* = 8.2 Hz, 1H), 7.41 (dd, *J* = 5.1, 1.4 Hz, 1H), 8.17 (t, *J* = 0.8 Hz, 1H), 8.62 (dd, *J* = 5.1, 0.6 Hz, 1H).

**Example 1.57: Preparation of (1*aR*,5*aR*)-2-(4-Oxy-pyrazin-2-yl)-1*a*,2,5,5*a*-tetrahydro-1*H*-2,3-diaza-cyclopropa[*a*]pentalene-4-carboxylic Acid ((*S*)-1-Hydroxymethyl-2,2-dimethyl-propyl)-amide (Compound 629).**

To a solution of (1*aR*,5*aR*)-2-pyrazin-2-yl-1*a*,2,5,5*a*-tetrahydro-1*H*-2,3-diaza-cyclopropa[*a*]pentalene-4-carboxylic acid ((*S*)-1-hydroxymethyl-2,2-dimethyl-propyl)-amide (1.024 g, 3.0 mmol) in formic acid (10 mL) was added hydrogen peroxide (35% in water, 0.582 mL, 6.00 mmol). The reaction was stirred at 45 °C for 72 h and concentrated. The residue was dissolved in THF/MeOH (40mL/40mL) and added lithium hydroxide (1.437 g, 60.0 mmol) in water (5 mL). The reaction was stirred at room temperature for 1 h and neutralized with NH<sub>4</sub>Cl

solution. After removal of the organic solvent, the mixture was extracted with EtOAc. The organics were purified by silica gel column chromatography. The resulting oil was treated with ACN (5 mL) and concentrated to give the title compound (0.49 g) as a white solid. LCMS  $m/z$  = 358.4  $[M+H]^+$ ;  $^1H$  NMR (400 MHz,  $CDCl_3$ )  $\delta$  ppm 0.47 (dd,  $J$  = 8.0 and 4.7 Hz, 1H), 1.05 (s, 9H), 1.28 (td,  $J$  = 7.9 and 5.0 Hz, 1H), 2.28-2.32 (m, 1H), 2.72-2.76 (m, 1H), 2.92 (d,  $J$  = 17.0 Hz, 1H), 3.02 (dd,  $J$  = 16.7 and 6.4 Hz, 1H), 3.67 (dd,  $J$  = 11.9 and 8.8 Hz, 1H), 3.92-3.98 (m, 2H), 6.97 (d,  $J$  = 8.7 Hz, NH, 1H), 8.00 (dd,  $J$  = 4.1 and 1.5 Hz, 1H), 8.28 (d,  $J$  = 4.1 Hz, 1H), 8.79 (s, 1H).

**Example 1.58: Preparation of (1*S*,5*aS*)-2-(4-Oxy-pyrazin-2-yl)-1*a*,2,5,5*a*-tetrahydro-1*H*-2,3-diaza-cyclopropa[*a*]pentalene-4-carboxylic Acid ((*S*)-1-Fluoromethyl-2,2-dimethyl-propyl)-amide (Compound 916).**

**Step A: Preparation of (*S*)-2-(Benzylamino)-3,3-dimethylbutan-1-ol.**

(*S*)-2-Amino-3,3-dimethylbutan-1-ol (4.01 g, 34.2 mmol) was dissolved in benzene (120 mL). Benzaldehyde (3.65 mL, 35.9 mmol) and p-TsOH monohydrate (1.302 mg, 6.84  $\mu$ mol) were added. The reaction mixture was heated at reflux for 5 h using Dean-Stark to remove water, the mixture was then concentrated. The residue was dissolved in anhydrous MeOH (100 mL), cooled down in an ice-water bath, and added sodium borohydride (1.942 g, 51.3 mmol) slowly. The reaction mixture was stirred for 30 min, quenched with 1 N NaOH solution, diluted with water, and extracted with ethyl acetate. The combined organics were washed with water, dried over anhydrous  $Na_2SO_4$ , filtered, then concentrated to give the title compound (5.77 g) as a colorless oil without further purification. LCMS  $m/z$  = 208.2  $[M+H]^+$ ;  $^1H$  NMR (400 MHz,  $CDCl_3$ )  $\delta$  0.88 (s, 9H), 2.33 (dd,  $J$  = 6.4 and 4.7 Hz, 1H), 3.34 (dd,  $J$  = 10.6 and 6.4 Hz, 1H), 3.59 (dd,  $J$  = 10.6 and 4.7 Hz, 1H), 3.76 and 3.85 (dd,  $J$  = 12.8 Hz, 2H), 7.20-7.27 (m, 5H).

**Step B: Preparation of (4*S*)-4-(*tert*-Butyl)-3-(phenylmethyl)-1,2,3-oxathiazolidine-2-oxide.**

(*S*)-2-(Benzylamino)-3,3-dimethylbutan-1-ol (5.77 g, 27.8 mmol) in dry DCM (100 mL) was cooled down to -20 °C, DIEA (19.39 ml, 111 mmol) was added, followed by thionyl chloride (2.228 ml, 30.6 mmol) in DCM (10 mL). The reaction mixture was stirred for 1 h at this temperature, then concentrated. The residue was purified by column chromatography to give the title compound (6.26 g) as a diastereomeric mixture. LCMS  $m/z$  = 254.0  $[M+H]^+$ .

**Step C: Preparation of (4*S*)-4-(*tert*-Butyl)-3-(phenylmethyl)-1,2,3-oxathiazolidine-2,2-dioxide.**

To a solution of (4*S*)-4-(*tert*-butyl)-3-(phenylmethyl)-1,2,3-oxathiazolidine-2-oxide (6.26 g, 24.71 mmol) in acetonitrile (30 mL) and water (30 mL) at 0 °C was added ruthenium chloride hydrate (5.13 mg, 0.025 mmol), followed by sodium periodate (7.93 g, 37.1 mmol).

The reaction mixture was slowly warmed to room temperature and stirred for 3 h, diluted with water, extracted with ethyl acetate. The combined organics were washed with water, dried over anhydrous  $Na_2SO_4$ , filtered then concentrated to give the title compound (6.22 g) as an off-white

solid. LCMS  $m/z$  = 270.2  $[M+H]^+$ ;  $^1H$  NMR (400 MHz,  $CDCl_3$ )  $\delta$  1.00 (s, 9H), 3.25-3.30 (m, 1H), 4.31-4.40 (m, 2H), 4.47 and 4.55 (dd,  $J$  = 15.2 Hz, 2H), 7.30-7.48 (m, 5H).

**Step D: Preparation of (S)-N-Benzyl-1-fluoro-3,3-dimethylbutan-2-amine.**

To a solution of (4S)-4-(*tert*-butyl)-3-(phenylmethyl)-1,2,3-oxathiazolidine-2,2-dioxide  
5 (6.22 g, 23.09 mmol) in THF (100 mL) was added a 1 M solution of tetrabutylammonium fluoride in THF (46.2 mL, 46.2 mmol) at 0 °C. The reaction mixture was warmed to room temperature and stirred overnight. Solvent was evaporated, and ether (50 mL) and 20%  $H_2SO_4$  aqueous solution (20 mL) were added. The reaction mixture was stirred for 2 h at room temperature, diluted with water, neutralized with solid  $NaHCO_3$  slowly then extracted with ethyl  
10 acetate. The combined organics were dried over anhydrous  $Na_2SO_4$ , filtered, then concentrated. The residue was purified by column chromatography to give the title compound (4.13 g) as a light yellow oil. LCMS  $m/z$  = 210.4  $[M+H]^+$ ;  $^1H$  NMR (400 MHz,  $CDCl_3$ )  $\delta$  0.96 (s, 9H), 2.41 (dt,  $J$  = 24.7 and 4.3 Hz, 1H), 3.76 (d,  $J$  = 13.1 Hz, 1H), 4.01 (d,  $J$  = 13.1 Hz, 1H), 4.39-4.72 (m, 2H), 7.23-7.38 (m, 5H).

**Step E: Preparation of (S)-1-Fluoro-3,3-dimethylbutan-2-amine Hydrochloride.**

To a solution of (S)-N-benzyl-1-fluoro-3,3-dimethylbutan-2-amine (4.12 g, 19.68 mmol) in methanol (50 mL) was added 10% palladium on carbon (2.095 g, 1.968 mmol). The reaction mixture was shaken under  $H_2$  atmosphere (60 Psi) for 24 h, a 1.25 M solution of HCl in ethanol (31.5 mL, 39.4 mmol) was added. The reaction mixture was stirred at room temperature for 1 h.  
20 The solid was filtered through Celite, washed with methanol. The filtrate was concentrated to give the title compound (3.1 g).  $^1H$  NMR (400 MHz,  $DMSO-d_6$ )  $\delta$  0.96 (s, 9H), 3.11-3.20 (m, 1H), 4.55-4.82 (m, 2H), 8.26 (s, 3H).

**Step F: Preparation of (1aS,5aS)-2-(4-Oxy-pyrazin-2-yl)-1a,2,5,5a-tetrahydro-1H-2,3-diaza-cyclopropa[a]pentalene-4-carboxylic Acid ((S)-1-Fluoromethyl-2,2-dimethyl-propyl)-amide.**

The title compound was prepared in a manner similar to that described in **Method UU**, using **Intermediate 5** and (S)-1-fluoro-3,3-dimethylbutan-2-amine hydrochloride. LCMS  $m/z$  = 360.2  $[M+H]^+$ ;  $^1H$  NMR (400 MHz,  $CDCl_3$ )  $\delta$  0.50 (td,  $J$  = 4.6 and 3.2 Hz, 1H), 1.05 (s, 9 H), 1.25-1.30 (m, 1H), 2.27-2.35 (m, 1H), 2.72-2.77 (m, 1H), 2.95 (dt,  $J$  = 16.8 and 0.7 Hz, 1H),  
30 3.01 (dd,  $J$  = 16.6 and 5.8 Hz, 1H), 4.03-4.15 (m, 1H), 4.48-4.74 (m, 2H), 7.04 (d,  $J$  = 10.1 Hz, 1H), 7.99 (dd,  $J$  = 4.1 and 1.5 Hz, 1H), 8.28 (dd,  $J$  = 4.1 and 0.6 Hz, 1H), 8.80 (dd,  $J$  = 1.5 and 0.7 Hz, 1H).

**Example 1.59: Preparation of (1aS,5aS)-2-(4-Oxy-pyrazin-2-yl)-1a,2,5,5a-tetrahydro-1H-2,3-diaza-cyclopropa[a]pentalene-4-carboxylic Acid ((S)-1-Hydroxymethyl-2,2-dimethyl-propyl)-amide (Compound 699, Anhydrous Form).**

To a 4L reactor equipped with an overhead stirrer, chiller/heater, and a dropping funnel was added (1aS,5aS)-2-(4-oxy-pyrazin-2-yl)-1a,2,5,5a-tetrahydro-1H-2,3-diaza-

cyclopropa[a]pentalene-4-carboxylic acid ((S)-1-hydroxymethyl-2,2-dimethyl-propyl)-amide (Compound **699**, 145 g, 406 mmol), acetonitrile (205 mL, 3925 mmol), and water (290 mL).

The mixture was heated to 60°C and then stirred for 60 min. To the resulting reaction was added an additional amount of water (2900 mL), cooled to 0°C, and allowed to stir for 4 h. The

- 5 mixture was filtered, the solids washed with water and dried under vacuum at 50°C to provide Compound **699** as the anhydrous form, the material was characterized by PXRD (**Figure 16**), DSC/TGA (**Figure 17**), and DMS (**Figure 18**).

## **Example 2: Homogeneous Time-Resolved Fluorescence (HTRF®) Assay For Direct cAMP**

### 10 **Measurement**

#### **A: CB<sub>2</sub> assay**

- Compounds were screened for agonists and inverse agonists of CB<sub>2</sub> receptor (*e.g.*, human CB<sub>2</sub> receptor) using the HTRF® assay for direct cAMP measurement (Gabriel *et al.*, *ASSAY and Drug Development Technologies*, 1:291-303, 2003) in recombinant CHO-K1 cells
- 15 stably transfected with the CB<sub>2</sub> receptor. CHO-K1 cells were obtained from ATCC® (Manassas, VA; Catalog # CCL-61). An agonist of the CB<sub>2</sub> receptor was detected in the HTRF® assay for direct cAMP measurement as a compound which decreased cAMP concentration. An inverse agonist of the CB<sub>2</sub> receptor was detected in the HTRF® assay for direct cAMP measurement as a compound which increased cAMP concentration. The HTRF® assay also was used to
- 20 determine EC<sub>50</sub> values for CB<sub>2</sub> receptor agonists and inverse agonists.

#### **B: CB<sub>1</sub> assay**

- Compounds were also screened for agonists and inverse agonists of the CB<sub>1</sub> receptor (*e.g.*, human CB<sub>1</sub> receptor) using HTRF® assay for direct cAMP measurement (Gabriel *et al.*, *ASSAY and Drug Development Technologies*, 1:291-303, 2003) in recombinant CHO-K1 cells
- 25 stably transfected with the CB<sub>1</sub> receptor. CHO-K1 cells were obtained from ATCC® (Manassas, VA; Catalog # CCL-61). An agonist of the CB<sub>1</sub> receptor was detected in the HTRF® assay for direct cAMP measurement as a compound which decreased cAMP concentration. An inverse agonist of the CB<sub>1</sub> receptor was detected in the HTRF® assay for direct cAMP measurement as a compound which increased cAMP concentration. The HTRF® assay also was used to
- 30 determine EC<sub>50</sub> values for CB<sub>1</sub> receptor agonists and inverse agonists.

- Principle of the assay:** The HTRF® assay kit was purchased from Cisbio-US, Inc. (Bedford, MA; Catalog # 62AM4PEC). The HTRF® assay supported by the kit is a competitive immunoassay between endogenous cAMP produced by the CHO-K1 cells and tracer cAMP
- 35 labeled with the dye d2. The tracer binding is visualized by a monoclonal anti-cAMP antibody labeled with Cryptate. The specific signal (*i.e.*, fluorescence resonance energy transfer, FRET) is inversely proportional to the concentration of unlabeled cAMP in the standard or sample.

**Standard curve:** The fluorescence ratio (665 nm/620 nm) of the standards (0.17 to 712 nM cAMP) included in the assay was calculated and used to generate a cAMP standard curve according to the kit manufacturer's instructions. The fluorescence ratio of the samples (test compound or compound buffer) was calculated and used to deduce respective cAMP

5 concentrations by reference to the cAMP standard curve.

**Setup of the assay:** HTRF® assay was carried out using a two-step protocol essentially according to the kit manufacturer's instructions, in 20 µL total volume per well in 384-well plate format (ProxiPlates; PerkinElmer, Fremont, CA; catalog # 6008280). To each of the experimental wells was transferred 1500 recombinant CHO-K1 cells in 5 µL phosphate buffered

10 saline containing calcium chloride and magnesium chloride (PBS+; Invitrogen, Carlsbad, CA; catalog # 14040) followed by test compound in 5 µL assay buffer (PBS+ supplemented with 0.2% BSA, 4 µM forskolin and 1 mM IBMX (Sigma-Aldrich, St. Louis, MO; catalog #s A8806, F6886 and I5879 respectively). The plate was then incubated at room temperature for 1 h. To

15 each well was then added 5 µL cAMP-d2 conjugate in lysis buffer and 5 µL Cryptate conjugate in lysis buffer according to the kit manufacturer's instructions. The plate was then further incubated at room temperature for 1 h, after which the assay plate was read.

**Assay readout:** The HTRF® readout was accomplished using a PHERAstar (BMG Labtech Inc., Durham, NC) or an EnVision™ (Perkin Elmer, Fremont CA) microplate reader. Certain compounds described herein had hCB<sub>1</sub> EC<sub>50</sub> values ranging from about 279 pM to about

20 76.47 µM in this assay and hCB<sub>2</sub> EC<sub>50</sub> values ranging from about 170 pM to about 44.72 µM in this assay. Certain other compounds described herein had hCB<sub>2</sub> EC<sub>50</sub> values ranging from about 94 pM to about 2.7 nM in this assay.

### Example 3: PathHunter β-Arrestin Assay

#### 25 A: CB<sub>2</sub> Assay

Compounds were screened for agonists of the human CB<sub>2</sub> receptor using the DiscoverX PathHunter β-arrestin assay which measures the β-arrestin binding to the CB<sub>2</sub> receptor upon its activation. CB<sub>2</sub> was cloned into the pCMV-PK vector (DiscoverX, Fremont, CA; catalog # 93-0167) and transfected into the CHO-K1 EA-Arrestin parental cell line (DiscoverX, Fremont,

30 CA; catalog # 93-0164). CHO-K1 positive clones stably expressing the CB<sub>2</sub>-ProLink fusion protein were identified by their responses to the CB<sub>2</sub> agonist CP55,940. Clone # 61 was chosen for its big agonist window and homogenous expression as detected by anti-HA flow cytometry

**Principle of the assay:** The PathHunter -arrestin assay measures the interaction of β-arrestin with activated GPCRs using Enzyme Fragment Complementation (Yan *et al.*, *J. Biomol. Screen.* 7: 451-459, 2002). A small, 42 amino acid β-galactosidase fragment, ProLink, is fused to the c-terminus of a GPCR, and β-arrestin is fused to the larger β-galactosidase fragment, EA (Enzyme Acceptor). Binding of β-arrestin to the activated GPCR causes the complementation of

the two enzyme fragments, forming an active  $\beta$ -galactosidase enzyme which can be measured using the chemiluminescent PathHunter Flash Detection Kit (DiscoverX, Fremont, CA: catalog # 93-0001).

**The assay:** The stable CHO-K1 cells expressing CB<sub>2</sub>-Prolink fusion protein were plated over night in 384-well plates (Optiplate 384-Plus, PerkinElmer, Fremont CA; catalog # 6007299) at 5000 cells/5  $\mu$ L/well in the Opti-MEM medium (Invitrogen, Carlsbad, CA; catalog # 31985088) with 1% FBS. 5uL of test compound diluted in Opti-MEM supplemented with 1% BSA was transferred to each well of the Optiplate. The plates were then incubated at 37 °C/5% CO<sub>2</sub> for two hours. 12  $\mu$ L of substrate prepared from the PathHunter Flash Detection Kit (DiscoverX, Fremont, CA: catalog # 93-0001) was transferred to each well of the Optiplate. The plate was then incubated in the dark at room temperature for 2 h, after which the assay plate was read.

**Assay readout:**  $\beta$ -Arrestin assay readout was accomplished using a PHERAstar (BMG Labtech Inc., Durham, NC) or an EnVision™ (PerkinElmer, Fremont CA) microplate reader.

#### 15        **B: CB<sub>1</sub> Assay**

Compounds were screened for agonists of the human CB<sub>1</sub> receptor using the DiscoverX PathHunter  $\beta$ -arrestin assay which measures the  $\beta$ -arrestin binding to the CB<sub>1</sub> receptor upon its activation. CB<sub>1</sub> was cloned into the pCMV-PK vector (DiscoverX, Fremont, CA; catalog # 93-0167) and transfected into the CHO-K1 EA-Arrestin parental cell line (DiscoverX, Fremont, CA; catalog # 93-0164). CHO-K1 positive clones stably expressing the CB<sub>1</sub>-ProLink fusion protein were identified by their responses to the CB<sub>1</sub> agonist CP55,940. Clone # 3 was chosen for its big agonist window and homogenous expression as detected by anti-HA flow cytometry

**Principle of the assay:** The PathHunter  $\beta$ -arrestin assay measures the interaction of  $\beta$ -arrestin with activated GPCRs using Enzyme Fragment Complementation (Yan *et al.*, *J. Biomol. Screen.* 7: 451-459, 2002). A small, 42 amino acid  $\beta$ -galactosidase fragment, Prolink, is fused to the c-terminus of a GPCR, and  $\beta$ -arrestin is fused to the larger  $\beta$ -galactosidase fragment, EA (Enzyme Acceptor). Binding of  $\beta$ -arrestin to the activated GPCR causes the complementation of the two enzyme fragments, forming an active  $\beta$ -galactosidase enzyme which can be measured using the chemiluminescent PathHunter Flash Detection Kit (DiscoverX, Fremont, CA: catalog # 93-0001).

**The assay:** The stable CHO-K1 cells expressing CB<sub>1</sub>-Prolink fusion protein were plated over night in 384-well plates (Optiplate 384-Plus, PerkinElmer, Fremont CA; catalog # 6007299) at 5000 cells/5  $\mu$ L/well in the Opti-MEM medium (Invitrogen, Carlsbad, CA; catalog # 31985088) with 1% FBS. 5uL of test compound diluted in Opti-MEM supplemented with 1% BSA was transferred to each well of the Optiplate. The plates were then incubated at 37 °C/5% CO<sub>2</sub> for two h. 12  $\mu$ L of substrate prepared from the PathHunter Flash Detection Kit

(DiscoverX, Fremont, CA: catalog # 93-0001) was transferred to each well of the Optiplate. The plate was then incubated in the dark at room temperature for 2 h, after which the assay plate was read.

**Assay readout:**  $\beta$ -Arrestin assay readout was accomplished using a PHERAstar (BMG LABTECH Inc., Durham, NC) or EnVision™ (PerkinElmer, Fremont CA) microplate reader.

Certain compounds described herein had hCB<sub>1</sub> EC<sub>50</sub> values ranging from about 2.6 nM to about 89.06  $\mu$ M in this assay and hCB<sub>2</sub> EC<sub>50</sub> values ranging from about 643 pM to about 7  $\mu$ M in this assay. Certain other compounds described herein had hCB<sub>1</sub> EC<sub>50</sub> values ranging from about 10.9 nM to about 100  $\mu$ M in this assay and hCB<sub>2</sub> EC<sub>50</sub> values ranging from about 384 pM to about 100  $\mu$ M in this assay.

Each of Compounds 151, 174, 309, 515, 593, 625, 642, 644, 646, 667, 683, 684, 690, 696, 698, 699, 700, 703, 704, 722, 746, 764, 765, 766, 767, 820, 821, 828, 841, 848, 889, 891, 896, 897, 902, 904, 912, 913, 918, 919, 920, 921, 924, 926, 927, 930, and 931 had an hCB<sub>2</sub> EC<sub>50</sub> value ranging from about 0.72 nM to about 3  $\mu$ M. Compounds 264, 493, and 844 were not tested in this assay.

Certain compounds described herein and their corresponding hCB<sub>2</sub>EC<sub>50</sub> values are shown below.

Cmpd No.	EC <sub>50</sub>
699	5.4 nM
764	5.9 nM
765	1.1 nM
919	2.8 nM
921	2.2 nM
926	4.1 nM

#### Example 4: Radioligand Binding Assay

**Preparation of Membranes:** HEK293 cells stably expressing human CB<sub>2</sub> receptor were collected, washed in ice cold PBS, and centrifuged at 48,000  $\times$  g for 20 min at 4 °C. The cell pellet was then collected, resuspended in wash buffer (20 mM HEPES, pH 7.4 and 1 mM EDTA), homogenized on ice using a Brinkman Polytron, and centrifuged at 48,000  $\times$  g for 20 min at 4 °C. The resultant pellet was resuspended in ice cold 20 mM HEPES, pH 7.4, homogenized again on ice, recentrifuged for 20 min at 4 °C, and membrane pellets were then stored at -80 °C until needed.

**[<sup>3</sup>H]CP55,940 and [<sup>3</sup>H]WIN55,212-2 Radioligand Binding Assays:** Radioligand binding assays for human CB<sub>2</sub> receptors were performed using two different agonist radioligands, [<sup>3</sup>H]CP55,940 and [<sup>3</sup>H]WIN55,212-2 and similar assay conditions. For both assays, nonspecific binding was determined in the presence of 10  $\mu$ M unlabeled compound.

Competition experiments consisted of addition of 20  $\mu$ L of assay buffer (50 mM Tris, pH 7.4, 2.5 mM EDTA, 5 mM  $MgCl_2$ , and 0.5 mg/mL of fatty acid free BSA) containing test compound (concentrations ranging from 1 pM to 100  $\mu$ M), 25  $\mu$ L of radioligand (1 nM final assay concentration for [ $^3$ H]CP55,904 and [ $^3$ H]WIN55,212-2), and 50  $\mu$ L of membranes (20  $\mu$ g/mL final protein for both assays). Incubations were conducted for 1 h at room temperature, assay plates were filtered under reduced pressure over GF/B filters, washed with assay buffer and dried overnight in a 50 °C oven. Then, 25  $\mu$ L of BetaScint scintillation cocktail was added to each well, and plates were read in a Packard TopCount scintillation counter.

Certain compounds described herein had  $hCB_1$   $K_i$  values ranging from about 124 nM to about 19.36  $\mu$ M in this assay and  $hCB_2$   $K_i$  values ranging from about 3.22 nM to about 4.69  $\mu$ M in this assay.

#### **Example 5: Effect of Compounds on Osteoarthritis pain.**

Injection of monosodium iodoacetate (MIA) into a joint (Kalbhen, 1987) inhibits the activity of glyceraldehyde-3-phosphate dehydrogenase in chondrocytes, resulting in disruption of glycolysis and eventually in cell death. The progressive loss of chondrocytes results in histological and morphological changes of the articular cartilage, closely resembling those seen in osteoarthritis patients.

The osteoarthritis was induced in 200 g male Sprague Dawley rats. After brief anaesthesia by isoflurane rats received a single intra-articular injection of MIA (2 mg) (Sigma Aldrich, Saint Louis, MO, USA; Cat # I9148) dissolved in 0.9% sterile saline in a 50  $\mu$ L volume administered through the patella ligament into the joint space of the left knee with a 30G needle. Following the injection, animals were allowed to recover from anaesthesia before being returned to the main housing vivarium.

Typically during disease progression, there was an inflammation period of 0-7 days post-intra-articular injection followed by progressive degeneration of the cartilage and subchondral bone from days 14-55. Efficacy studies with a compound described herein for pain development took place from day 14 onwards and were performed twice a week with at least 3 days' wash-out in between each assay. Three different assays were used to measure pain. Tactile allodynia was measured via von Frey assay, hind limb paw weight distribution was monitored using an incapacitance tester (Columbus Instruments, Columbus, OH, USA) and hind limb grip strength was measured using a grip strength meter (Columbus Instruments, Columbus, OH, USA). Briefly, the von Frey assay was performed using the standard up down method with von-Frey filaments. Hind paw weight distribution was determined by placing rats in a chamber so that each hind paw rests on a separate force plate of the incapacitance tester. The force exerted by each hind limb (measured in grams) is averaged over a 3 second period. Three measurements were taken for each rat, and the change in hind paw weight distribution calculated. Peak hind



limb grip force was conducted by recoding the maximum compressive force exerted on the hind limb mesh gauge set on the grip strength meter. During the testing, each rat was restrained and the paw of the injected knee was allowed to grip the mesh. The animal was then pulled in an upward motion until their grip was broken. Each rat is tested 3 times, with the contralateral paw used as a control.

Animals were base-lined prior to treatment of the test compound. The MIA treated groups of rats (6 per group) were then dosed with either vehicle (PEG400, orally), Compound **493** (at 3 mg/kg, 10 mg/kg, and 30 mg/kg, orally) or with morphine (3 mg/kg, subcutaneously). Dosing volume was 500 µL. One hour after dosing, von Frey assay, hind limb weight distribution and/or hind limb grip analysis was performed to measure the efficacy of the test compound. Increase in paw withdrawal threshold (PWT) by Compound **493** in comparison with vehicle shown in Figure 2 was indicative of the test compound exhibiting therapeutic efficacy in the MIA model of osteoarthritis.

#### **Example 6: Effects of Compounds on Skin-incision Model in Rats**

Postoperative pain was produced by a 1 cm incision of the skin and muscle of the plantar surface of the rat hind paw as described (Brennan *et al.*, 1996), with minor modifications. For surgery, rats weighing 200 to 300 g were anesthetized with 2% isoflurane. The plantar surface of the right hind paw was prepared in a sterile manner with a 10% povidone-iodine solution. A 1 cm longitudinal incision was made with a number 11 blade, through skin and fascia of the plantar aspect of the foot, starting in the middle of the paw and extending toward the heel. The plantaris muscle was elevated and incised longitudinally. After hemostasis with gentle pressure, the skin was apposed with 2 mattress sutures of 5-0 nylon. The animals were allowed to recover individually in their cages with clean bedding.

Two to three hours after surgery, animals were treated with the test compound. Compound **493** were dosed orally at 30 mg/kg. Tactile allodynia was assessed with von Frey hair calibrated to bend at specific weights (0.4, 1, 2, 4, 6, 8, 15 g for animal weighing less than 250 g; 1, 2, 4, 6, 8, 15, 26 g for animal weighing 250 g or more in some experiments). Regions adjacent to incision on the mid-plantar surface were first probed to assess the responsive spots with a von Frey force of 8 g. If there was no withdrawal response, the next higher force (15 g) was used until no response at the highest force (26 g for rats weighing 250 g or higher, 15g for rats weighing less than 250 grams). Once responsive spot was identified, the 50% withdrawal threshold was then determined using the up/down method (Chaplan *et al.*, 1994). Each trial started with a von Frey force of 2 g, if there was no withdrawal response, the next higher force was delivered. If there was a response, the next lower force was delivered. This procedure was performed until no response was made at the highest force (15 g or 26 g depending on animal size) or until four stimuli were delivered following the initial response. The 50% paw

withdrawal threshold (PWT) was then calculated as described in Chaplan *et al.*, 1994 (Chaplan S. R., Bach F. W., Pogrel J. W., Chung J. M., Yaksh T. L.: Quantitative assessment of tactile allodynia in the rat paw. *J. Neuroscience Methods* 1994, 531(1):1022-1027). Figure 4 shows the pain response of the animals treated with Compound 493 (dosed orally at 30 mg/kg) compared with vehicle and indomethacin (dosed at 30 mg/kg).

#### Example 7: Effect of compounds on FCA-induced hyperalgesia in rats

**Animal info:** Male Sprague Dawley rats from Harlan (200-225 g when received) were used. Upon arrival, rats were housed 4 per cage in shoe-box polycarbonate cages with wire tops, wood chip bedding and suspended food and water bottles. Animals were acclimated for 5-7 days prior to being injected with Freund's complete adjuvant (FCA) (Sigma; catalog # 5881).

**Experimental procedure:** 2 days (48 h) before testing compounds, baseline readings of all rats were taken right before FCA injection. Rats were then injected with 50 µL FCA containing 1 mg/mL Mtb (*Mycobacterium tuberculosis*) in right hind footpad under inhalation anesthesia (isoflurane). 48 hours after FCA injection, readings were taken as pre-dosing baseline and then rats were dosed orally with 0.5 mL of vehicle or compound (0.5 mL per 250 g rat). Readings were taken again at 1 h post dosing. All readings were taken with an Analgesy-Meter (Ugo Basile) which measures mechanical hyperalgesia via paw pressure.

**Clinical scoring:** FCA-induced hyperalgesia was tested with an Analgesy-Meter. Briefly, the Analgesy Meter applied an increasing pressure to the right hind paw. The paw withdrawal threshold was the pressure leading to withdrawal.

**Drug treatment:** 48 hours after FCA injection, baseline readings were taken prior to dosing of compounds, and then rats were dosed orally with vehicle (PEG400) or Compound 493 at 0.1, 1, 3, 10 and 30 mg/kg. Meanwhile a group of rats were dosed orally with 50 mg/kg of Diclofenac as a positive control. Readings were taken again at 1 h post dosing. Dosing volume was 500 µL per 250 g rat. As is apparent from Figure 1, an increase in paw withdrawal threshold (PWT) for Compound 493 in comparison with the vehicle indicates Compound 493 exhibited therapeutic efficacy in the FCA-induced hyperalgesia model of inflammatory pain at 1 h post dosing.

#### Example 8: Paclitaxel-induced Allodynia in Sprague Dawley Rats.

The mitotic inhibitor, paclitaxel (Taxol®) is one of the most effective and frequently used chemotherapeutic agents for the treatment of solid tumors as well as ovarian and breast cancers. Therapy however is often associated with the unwanted side effects of painful peripheral neuropathy.

**Animals:** Male Sprague Dawley rats [200-250 g] (Harlan Laboratories Inc., Livermore, CA) were housed three per cage and maintained in a humidity-controlled (40-60%) and

temperature-controlled (68-72 °F) facility on a 12 h:12 h light/dark cycle (lights on at 6:30 am) with free access to food (Harlan Teklad, Orange, CA, Rodent Diet 8604) and water. Rats were allowed one week of habituation to the animal facility before starting treatment.

**Induction of Allodynia:** Rats were treated intraperitoneally, with 2 mg/kg of paclitaxel (Sigma Aldrich, Saint Louis, MO) in 10% Cremophor vehicle (500 µL) on days 0, 2, 4, and 6.

**Clinical scoring:** Tactile allodynia was tested using von Frey filaments. Briefly, the von Frey assay was performed using the standardized up down method with von Frey filaments, that determine the tactile sensitivity of the paw. By applying the increasingly or decreasingly thicker filaments to the paw in a logarithmic scale of actual force, a linear scale of perceived intensity is determined.

**Drug treatment:** Eight days after the start of paclitaxel dosing, a baseline measurement (von Frey assay) was performed prior to dosing of compounds. The paclitaxel treated groups of rats (6 per group) were dosed orally, with vehicle (PEG400) or 10 mg/kg Compound **493**. As a positive control, rats were dosed intraperitoneally with 100 mg/kg gabapentin in water. The dosing volume for oral and peritoneal treatment was 500 µL. The von Frey assay was performed to measure the efficacy of the test compound 30, 60 and 180 minutes after dosing. An increase in paw withdrawal threshold (PWT) by treatment with Compound **493** in comparison with vehicle and gabapentin was indicative of the test compound exhibiting therapeutic efficacy in paclitaxel model of cancer pain. The time course shows maximum efficacy at 1 h post-dosing. See Figure 3.

#### **Example 9: Effects of Compounds on Body Temperature and Locomotor Activity in Rats.**

**Animals:** Male Sprague-Dawley rats (300-400 g) were housed three per cage and maintained in a humidity-controlled (30-70%) and temperature-controlled (20-22 °C) facility on a 12 h:12 h light/dark cycle (lights on at 7:00 am) with free access to food (Harlan-Teklad, Orange, CA, Rodent Diet 8604) and water. Rats were allowed one week of habituation to the animal facility before testing.

**Measurement of body temperature and locomotor activity:** Body temperature was measured using a stainless steel rat temperature probe connected to a temperature display device (Physitemp TH-5). The probe was inserted rectally to a depth of 1 inch and the reading was recorded approximately 10 s after insertion, when the reading had stabilized. Body temperature was measured immediately before (time 0) and 60 min post-administration of compounds. Locomotor activity was measured using the Hamilton-Kinder Motor Monitor system, which detected blockage of photocell beams in a standard rat cage and transfers this data to a computer. Motor activity was measured for 30 min starting immediately after the second body temperature measurement, from 60 to 90 min post-administration. Compounds were dosed orally in a volume of 2 to 6 mL/kg, suspended or dissolved in 100% PEG 400.

**Example 10: Effects of Compounds on Spinal Nerve Ligation Surgery**

Rats receive nerve injury by tight ligation of L5 and L6 spinal nerves close to the spine, before they join (along with L4) to form the sciatic nerve. For this surgery, animals are placed under general anesthesia using continuous inhalation of isoflurane. Surgery is performed in a dedicated surgery room, using sterile instruments, surgical gloves, and aseptic procedures to prevent clinical infections. The surgical site is shaved and disinfected with iodine solution and alcohol. Animals are observed continuously for their level of anesthesia, testing for the animal's reflex response to tail or paw pinch. A heating pad is used to maintain body temperature both during the procedure and while the animals are recovering from anesthesia. For this procedure, a skin incision is made over the lower back at the level of L4-L6, and the muscle, ligaments, and facet joints are cut away from the spine. Correct location is confirmed by identifying the pelvis and the L5 transverse process. The L5 transverse is carefully removed to expose the L4 and L5 nerves. L5 is carefully hooked (with a pulled glass hook) without damaging L4 and tightly ligated (6-0 silk suture). L6 is then located just under the pelvic bone, hooked and ligated as well. The wound is debrided and closed with internal sutures and external staples. Animals are administered a post-surgery injection of lactated Ringer's solution and returned to their home cages. They are carefully monitored until completely recovered from anesthesia (defined as the ability to move without significant ataxia), typically less than 10 min. Any animal with loss of motor control of the affected hind paw (L4 motor damage) are euthanized. Neuropathic animals are first tested 7-10 days post surgery for the beginning of tactile allodynia. The allodynia is seen approximately 14 days post surgery and persists for 45-50 days post surgery. During this time analgesic compounds are tested for their ability to reduce or eliminate this chronic pain symptom.

**Example 11: Effects of Compounds on Chronic Constriction Injury Surgery.**

Nerve injury is induced by loose ligature of the sciatic nerve. For this surgery, animals are placed under general anesthesia using continuous inhalation of isoflurane. Surgery is performed in a dedicated surgery room, using sterile instruments, surgical gloves, and aseptic procedures to prevent clinical infections. The surgical site is shaved and disinfected with iodine solution and alcohol. Animals are observed continuously for their level of anesthesia, testing for the animal's reflex response to tail or paw pinch and closely monitoring the animal's breathing. A heating pad is used to maintain body temperature while the animals are recovering from anesthesia. For this procedure, a skin incision is made over the femur and the muscle is bluntly dissected to expose the sciatic nerve. Four loose ligatures (Chronic gut absorbable suture) are placed around the nerve, and the wound is closed with internal sutures and external staples. Animals are administered a post-surgery injection of lactated ringers solution and returned to

their home cages. They are carefully monitored until complete recovery from anesthesia (defined as the ability to move without significant ataxia), typically less than 10 min.

Neuropathic animals are first tested 7-15 days post surgery for tactile allodynia. During this time period analgesic compounds are tested for their ability to reduce or eliminate these chronic pain symptoms.

#### **Example 12: Streptozotocin-Induced Painful Diabetic Peripheral Neuropathy (PDPN) Model.**

Male Sprague-Dawley rats were injected intraperitoneally with 50 mg/kg of streptozotocin (STZ) in sodium citrate buffer. 10% sucrose water was provided ad libitum for the first 48 hours post-STZ followed by regular drinking water. Rats were monitored once weekly for blood glucose levels and body weights. Development of tactile allodynia over time was analyzed using Von Frey filaments and a 50% withdrawal threshold was determined using Dixon's up-down procedure. The effect of CB2 agonists Compound **699** and Compound **919** on pain threshold was evaluated in diabetic and allodynic rats by administering 10 mg/kg dose of either compound orally in 0.5% methylcellulose vehicle. Tactile allodynia was evaluated at 1, 4 and 6 hours post-dosing. As shown in Figure 13 and Figure 14, both Compound **699** and Compound **919** showed robust and sustained analgesic efficacy over 6 hours in this model.

#### **Example 13: Evaluation of combination of Compound 699 and morphine in relieving osteoarthritis pain.**

Monosodium iodoacetate-induced osteoarthritis rats were treated with 10mg/kg dose of Compound **699** as positive control. Sub-efficacious 1mpk (mg per kg) doses of Compound **699** or morphine were administered either alone or in combination and allodynic pain response was evaluated as change in paw withdrawal threshold (PWT) using Von Frey test one hour post-dosing. Compound **699** was administered orally and morphine was administered intraperitoneally. As shown in Figure 15, the increase in PWT by Compound **699** in combination with morphine was greater than that seen by adding the increase in PWT of each compound together.

vehicle	1 mpk morphine	1 mpk Compound <b>699</b>	10 mpk Compound <b>699</b>	Compound <b>699</b> + morphine
1.13	4.25	6.66	15.00	15.00
4.25	8.44	5.56	6.58	15.00
0.44	5.57	11.69	11.69	15.00
2.00	5.44	5.54	7.80	15.00
2.38	4.72	7.80	15.00	15.00
0.20	2.02	3.58	15.00	7.80

**Example 14: Powder X-ray Diffraction.**

Powder X-ray Diffraction (PXRD) data were collected on an X'Pert PRO MPD powder diffractometer (PANalytical, Inc.) with a Cu source set at 45 kV and 40 mA, Cu(K $\alpha$ ) radiation and an X'Celerator detector. Samples were added to the sample holder and smoothed flat with a spatula and weigh paper. With the samples spinning, X-ray diffractograms were obtained by a 12-min scan over the 2-theta range 5-40 °2 $\theta$ . Diffraction data were viewed and analyzed with the X'Pert Data Viewer Software, version 1.0a and X'Pert HighScore Software, version 1.0b.

**Example 15: Differential Scanning Calorimetry.**

Differential scanning calorimetry (DSC) studies were conducted using a TA Instruments, Q2000 at a heating rate 10°C/min. The instruments were calibrated for temperature and energy using the melting point and enthalpy of fusion of an indium standard. Thermal events (desolvation, melting, etc.) were evaluated using Universal Analysis 2000 software, version 4.1D, Build 4.1.0.16.

**Example 16: Thermal Gravimetric Analysis.**

Thermogravimetric analyses (TGA) were conducted using a TA Instruments TGA Q500 or Q5000 at a heating rate 10 °C/min. The instruments were calibrated using a standard weight for the balance, and Alumel and Nickel standards for the furnace (Curie point measurements). Thermal events such as weight-loss are calculated using the Universal Analysis 2000 software, version 4.1D, Build 4.1.0.16.

**Example 17: Dynamic Moisture-Sorption Analysis.**

A dynamic moisture-sorption (DMS) study was conducted using a dynamic moisture-sorption analyzer, VTI Corporation, SGA-100. The instrument was calibrated using polyvinyl pyrrolidone (PVP) and NaCl. Samples were prepared for DMS analysis by placing 5 mg to 20 mg of a sample in a tared sample holder. The sample was placed on the hang-down wire of the VTI balance. A drying step was run, typically at 40 °C and 0.5-1% RH for 1 h. The isotherm temperature is 25 °C. Defined % RH holds typically ranged from 10% RH to 90% RH, with intervals of 10 to 20% RH. A % weight change smaller than 0.010% over 10 min, or up to 2 h, whichever occurred first, was required before continuing to the next % RH hold. The water content of the sample equilibrated as described above was determined at each % RH hold.

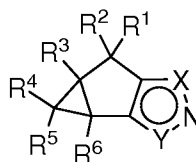
The DMS profile (adsorption/desorption isotherm) for the anhydrous crystalline form of Compound 699 is shown in **Figure 18**. The corresponding data in tabular form is provided below:

Elapsed Time (min)	Weight (mg)	Weight (% Change)	Sample Temperature	Sample RH (%)
46.6	9.6782	0	25.46	1.1
71.4	9.6928	0.151	25.32	29.94
91.1	9.7055	0.282	25.31	49.86
111.2	9.7248	0.482	25.3	69.77
129.1	9.7344	0.581	25.29	79.70
160.1	9.7519	0.762	25.3	89.72
180.1	9.7291	0.526	25.30	70.11
200.1	9.7134	0.364	25.3	50.07
218.6	9.6957	0.181	25.29	29.99
234.4	9.6859	0.080	25.29	10.06

Those skilled in the art will recognize that various modifications, additions, substitutions, and variations to the illustrative examples set forth herein can be made without departing from the spirit of the invention and are, therefore, considered within the scope of the invention.

## CLAIMS

1. A composition comprising a compound selected from compounds of Formula **Ia** and pharmaceutically acceptable salts, solvates, hydrates, and *N*-oxides thereof:

**Ia**

5

wherein:

$R^1$ ,  $R^2$ ,  $R^3$ ,  $R^4$ ,  $R^5$ , and  $R^6$  are each independently selected from: H and  $C_1$ - $C_6$  alkyl;

10

X is  $NR^7$  and Y is  $CC(O)N(R^8)R^9$ ; or

X is  $CC(O)N(R^8)R^9$  and Y is  $NR^7$ ;

$R^7$  is  $-R^{10}-R^{11}-R^{12}-R^{13}$ ; wherein:

$R^{10}$  is selected from:  $C_1$ - $C_6$  alkylene, heteroarylene, and heterocyclylene; or  $R^{10}$  is absent;

$R^{11}$  is selected from:  $-C(O)NH-$  and  $C_1$ - $C_6$  alkylene; or  $R^{11}$  is absent;

15

$R^{12}$  is  $C_1$ - $C_6$  alkylene; or  $R^{12}$  is absent; and

$R^{13}$  is selected from:  $C_1$ - $C_6$  alkyl, aryl,  $C_3$ - $C_7$  cycloalkyl, heteroaryl, heterocyclyl, and hydroxyl; wherein said  $C_1$ - $C_6$  alkyl, aryl, and heteroaryl are each optionally substituted with one or two substituents selected from:  $C_1$ - $C_6$  alkoxy,  $C_1$ - $C_6$  alkyl,  $C_1$ - $C_6$  alkylamino,  $C_1$ - $C_6$  alkylsulfonyl, amino,  $C_3$ - $C_7$  cycloalkyl, cyano,  $C_2$ - $C_8$  dialkylamino,  $C_1$ - $C_6$  haloalkyl, halogen, and hydroxyl;

20

$R^8$  is  $-R^{14}-R^{15}-R^{16}-R^{17}$ ; wherein:

$R^{14}$  is selected from:  $C_1$ - $C_6$  alkylene,  $C_3$ - $C_7$  cycloalkenylene,  $C_3$ - $C_7$  cycloalkylene, heteroarylene, and heterocyclylene; wherein said  $C_1$ - $C_6$  alkylene and heterocyclylene are each optionally substituted with one or more substituents selected from:  $C_1$ - $C_6$  alkoxycarbonyl,  $C_1$ - $C_6$  alkyl,  $C_3$ - $C_7$  cycloalkyl, aryl, carboxy, heteroaryl, heterocyclyl, and hydroxyl; wherein said  $C_1$ - $C_6$  alkyl and aryl are optionally substituted with one substituent selected from:  $C_1$ - $C_6$  alkoxy, aryl, halogen, heteroaryl, and hydroxyl; or  $R^{14}$  is absent;

25

$R^{15}$  is selected from:  $-C(O)NH-$ ,  $-C(O)-$ ,  $-C(O)O-$ ,  $C_1$ - $C_6$  alkylene,  $C_3$ - $C_7$  cycloalkylene, heteroarylene, and heterocyclylene; wherein said heterocyclylene is optionally substituted with  $C_1$ - $C_6$  alkyl; or  $R^{15}$  is absent;

30

$R^{16}$  is  $C_1$ - $C_6$  alkylene; or  $R^{16}$  is absent; and



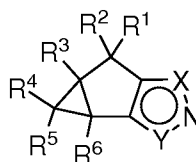
$R^{17}$  is selected from: H, C<sub>1</sub>-C<sub>6</sub> alkoxy, C<sub>1</sub>-C<sub>6</sub> alkyl, C<sub>1</sub>-C<sub>6</sub> alkylamino, C<sub>1</sub>-C<sub>6</sub> alkylcarboxamide, C<sub>2</sub>-C<sub>6</sub> alkynyl, ureyl, amino, aryl, arylamino, arylcarbonyl, aryloxy, carbo-C<sub>1</sub>-C<sub>6</sub>-alkoxy, carboxamide, carboxy, cyano, C<sub>3</sub>-C<sub>7</sub> cycloalkyl, C<sub>5</sub>-C<sub>11</sub> bicycloalkyl, C<sub>3</sub>-C<sub>7</sub> cycloalkylamino, C<sub>2</sub>-C<sub>8</sub> dialkylamino, C<sub>2</sub>-C<sub>8</sub> dialkylsulfonamide, C<sub>1</sub>-C<sub>6</sub> haloalkyl, heteroaryl, heteroaryloxy, heterobicycyl, heterocyclyl, hydroxyl, and phosphonoxy; wherein said C<sub>1</sub>-C<sub>6</sub> alkylamino, amino, aryl, arylamino, aryloxy, C<sub>5</sub>-C<sub>11</sub> bicycloalkyl, C<sub>3</sub>-C<sub>7</sub> cycloalkyl, C<sub>3</sub>-C<sub>7</sub> cycloalkylamino, heteroaryl, heterobicycyl, heterocyclyl, and ureyl are each optionally substituted with one or more substituents selected from: C<sub>1</sub>-C<sub>6</sub> alkoxy, C<sub>1</sub>-C<sub>6</sub> alkoxy carbonyl, C<sub>1</sub>-C<sub>6</sub> alkyl, C<sub>1</sub>-C<sub>6</sub> alkylsulfonyl, amino, aryl, carboxy, cyano, C<sub>3</sub>-C<sub>7</sub> cycloalkyl, C<sub>2</sub>-C<sub>8</sub> dialkylamino, C<sub>1</sub>-C<sub>6</sub> haloalkoxy, C<sub>1</sub>-C<sub>6</sub> haloalkyl, halogen, heteroaryl, heterocyclyl, and hydroxyl; and

$R^9$  is selected from: H, C<sub>1</sub>-C<sub>6</sub> alkyl, and C<sub>3</sub>-C<sub>7</sub> cycloalkyl; or

$R^8$  and  $R^9$  together with the nitrogen atom to which they are both bonded form a group selected from: heterocyclyl and heterobicycyl, each optionally substituted with one or more substituents selected from: Carbo-C<sub>1</sub>-C<sub>6</sub>-alkoxy, C<sub>1</sub>-C<sub>6</sub> alkoxy, C<sub>1</sub>-C<sub>6</sub> alkyl, aryl, carbo-C<sub>1</sub>-C<sub>6</sub>-alkoxy, C<sub>1</sub>-C<sub>6</sub> haloalkyl, halogen, heteroaryl, heteroaryloxy, heterocyclyl, and hydroxyl; wherein said aryl, C<sub>1</sub>-C<sub>6</sub> alkyl, and heteroaryl are optionally substituted with one substituent selected from: C<sub>3</sub>-C<sub>7</sub> cycloalkyl, C<sub>1</sub>-C<sub>6</sub> alkoxy, halogen, and hydroxyl,

and one or more known pharmaceutical agents selected from: analgesic agents and antidiabetic agents.

2. A composition comprising a compound selected from compounds of Formula **Ia** and pharmaceutically acceptable salts, solvates, hydrates, and *N*-oxides thereof:



**Ia**

wherein:

$R^1$ ,  $R^2$ ,  $R^3$ ,  $R^4$ ,  $R^5$ , and  $R^6$  are each independently selected from: H and C<sub>1</sub>-C<sub>6</sub> alkyl;

X is  $NR^7$  and Y is  $CC(O)N(R^8)R^9$ ; or

X is  $CC(O)N(R^8)R^9$  and Y is  $NR^7$ ;

$R^7$  is  $-R^{10}-R^{11}-R^{12}-R^{13}$ ; wherein:

$R^{10}$  is selected from: C<sub>1</sub>-C<sub>6</sub> alkylene, heteroarylene, and heterocyclylene; or  $R^{10}$  is absent;

R<sup>11</sup> is selected from: -C(O)NH- and C<sub>1</sub>-C<sub>6</sub> alkylene; or R<sup>11</sup> is absent;

R<sup>12</sup> is C<sub>1</sub>-C<sub>6</sub> alkylene; or R<sup>12</sup> is absent; and

R<sup>13</sup> is selected from: C<sub>1</sub>-C<sub>6</sub> alkyl, aryl, C<sub>3</sub>-C<sub>7</sub> cycloalkyl, heteroaryl, heterocyclyl, and hydroxyl; wherein said C<sub>1</sub>-C<sub>6</sub> alkyl, aryl, and heteroaryl are each optionally substituted with one or two substituents selected from: C<sub>1</sub>-C<sub>6</sub> alkoxy, C<sub>1</sub>-C<sub>6</sub> alkyl, C<sub>1</sub>-C<sub>6</sub> alkylamino, C<sub>1</sub>-C<sub>6</sub> alkylsulfonyl, amino, C<sub>3</sub>-C<sub>7</sub> cycloalkyl, cyano, C<sub>2</sub>-C<sub>8</sub> dialkylamino, C<sub>1</sub>-C<sub>6</sub> haloalkyl, halogen, and hydroxyl;

R<sup>8</sup> is -R<sup>14</sup>-R<sup>15</sup>-R<sup>16</sup>-R<sup>17</sup>; wherein:

R<sup>14</sup> is selected from: C<sub>1</sub>-C<sub>6</sub> alkylene, C<sub>3</sub>-C<sub>7</sub> cycloalkenylene, C<sub>3</sub>-C<sub>7</sub> cycloalkylene, heteroarylene, and heterocyclylene; wherein said C<sub>1</sub>-C<sub>6</sub> alkylene and heterocyclylene are each optionally substituted with one or more substituents selected from: C<sub>1</sub>-C<sub>6</sub> alkoxy, C<sub>1</sub>-C<sub>6</sub> alkyl, C<sub>3</sub>-C<sub>7</sub> cycloalkyl, aryl, carboxy, heteroaryl, heterocyclyl, and hydroxyl; wherein said C<sub>1</sub>-C<sub>6</sub> alkyl and aryl are optionally substituted with one substituent selected from: C<sub>1</sub>-C<sub>6</sub> alkoxy, aryl, halogen, heteroaryl, and hydroxyl; or R<sup>14</sup> is absent;

R<sup>15</sup> is selected from: -C(O)NH-, -C(O)-, -C(O)O-, C<sub>1</sub>-C<sub>6</sub> alkylene, C<sub>3</sub>-C<sub>7</sub> cycloalkylene, heteroarylene, and heterocyclylene; wherein said heterocyclylene is optionally substituted with C<sub>1</sub>-C<sub>6</sub> alkyl; or R<sup>15</sup> is absent;

R<sup>16</sup> is C<sub>1</sub>-C<sub>6</sub> alkylene; or R<sup>16</sup> is absent; and

R<sup>17</sup> is selected from: H, C<sub>1</sub>-C<sub>6</sub> alkoxy, C<sub>1</sub>-C<sub>6</sub> alkyl, C<sub>1</sub>-C<sub>6</sub> alkylamino, C<sub>1</sub>-C<sub>6</sub> alkylcarboxamide, C<sub>2</sub>-C<sub>6</sub> alkynyl, ureyl, amino, aryl, arylamino, arylcarbonyl, aryloxy, carbo-C<sub>1</sub>-C<sub>6</sub>-alkoxy, carboxamide, carboxy, cyano, C<sub>3</sub>-C<sub>7</sub> cycloalkyl, C<sub>5</sub>-C<sub>11</sub> bicycloalkyl, C<sub>3</sub>-C<sub>7</sub> cycloalkylamino, C<sub>2</sub>-C<sub>8</sub> dialkylamino, C<sub>2</sub>-C<sub>8</sub> dialkylsulfonamide, C<sub>1</sub>-C<sub>6</sub> haloalkyl, heteroaryl, heteroaryloxy, heterobicyclyl, heterocyclyl, hydroxyl, and phosphonooxy; wherein said C<sub>1</sub>-C<sub>6</sub> alkylamino, amino, aryl, arylamino, aryloxy, C<sub>5</sub>-C<sub>11</sub> bicycloalkyl, C<sub>3</sub>-C<sub>7</sub> cycloalkyl, C<sub>3</sub>-C<sub>7</sub> cycloalkylamino, heteroaryl, heterobicyclyl, heterocyclyl, and ureyl are each optionally substituted with one or more substituents selected from: C<sub>1</sub>-C<sub>6</sub> alkoxy, C<sub>1</sub>-C<sub>6</sub> alkoxy, C<sub>1</sub>-C<sub>6</sub> alkyl, C<sub>1</sub>-C<sub>6</sub> alkylsulfonyl, amino, aryl, carboxy, cyano, C<sub>3</sub>-C<sub>7</sub> cycloalkyl, C<sub>2</sub>-C<sub>8</sub> dialkylamino, C<sub>1</sub>-C<sub>6</sub> haloalkoxy, C<sub>1</sub>-C<sub>6</sub> haloalkyl, halogen, heteroaryl, heterocyclyl, and hydroxyl; and

R<sup>9</sup> is selected from: H, C<sub>1</sub>-C<sub>6</sub> alkyl, and C<sub>3</sub>-C<sub>7</sub> cycloalkyl; or

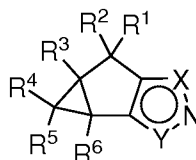
R<sup>8</sup> and R<sup>9</sup> together with the nitrogen atom to which they are both bonded form a group selected from: heterocyclyl and heterobicyclyl, each optionally substituted with one or more substituents selected from: Carbo-C<sub>1</sub>-C<sub>6</sub>-alkoxy, C<sub>1</sub>-C<sub>6</sub> alkoxy, C<sub>1</sub>-C<sub>6</sub> alkyl, aryl, carbo-C<sub>1</sub>-C<sub>6</sub>-alkoxy, C<sub>1</sub>-C<sub>6</sub> haloalkyl, halogen, heteroaryl, heteroaryloxy, heterocyclyl, and hydroxyl; wherein said aryl, C<sub>1</sub>-C<sub>6</sub> alkyl, and heteroaryl are optionally

substituted with one substituent selected from: C<sub>3</sub>-C<sub>7</sub> cycloalkyl, C<sub>1</sub>-C<sub>6</sub> alkoxy, halogen, and hydroxyl,

one or more known pharmaceutical agents selected from: analgesic agents and antidiabetic agents, and

5 a pharmaceutically acceptable carrier.

3. A method for preparing a composition comprising the step of admixing a compound selected from compounds of Formula **Ia** and pharmaceutically acceptable salts, solvates, hydrates, and *N*-oxides thereof:



**Ia**

wherein:

R<sup>1</sup>, R<sup>2</sup>, R<sup>3</sup>, R<sup>4</sup>, R<sup>5</sup>, and R<sup>6</sup> are each independently selected from: H and C<sub>1</sub>-C<sub>6</sub> alkyl;

X is NR<sup>7</sup> and Y is CC(O)N(R<sup>8</sup>)R<sup>9</sup>; or

15 X is CC(O)N(R<sup>8</sup>)R<sup>9</sup> and Y is NR<sup>7</sup>;

R<sup>7</sup> is -R<sup>10</sup>-R<sup>11</sup>-R<sup>12</sup>-R<sup>13</sup>; wherein:

R<sup>10</sup> is selected from: C<sub>1</sub>-C<sub>6</sub> alkylene, heteroarylene, and heterocyclylene; or R<sup>10</sup> is absent;

R<sup>11</sup> is selected from: -C(O)NH- and C<sub>1</sub>-C<sub>6</sub> alkylene; or R<sup>11</sup> is absent;

20 R<sup>12</sup> is C<sub>1</sub>-C<sub>6</sub> alkylene; or R<sup>12</sup> is absent; and

R<sup>13</sup> is selected from: C<sub>1</sub>-C<sub>6</sub> alkyl, aryl, C<sub>3</sub>-C<sub>7</sub> cycloalkyl, heteroaryl, heterocyclyl, and hydroxyl; wherein said C<sub>1</sub>-C<sub>6</sub> alkyl, aryl, and heteroaryl are each optionally substituted with one or two substituents selected from: C<sub>1</sub>-C<sub>6</sub> alkoxy, C<sub>1</sub>-C<sub>6</sub> alkyl, C<sub>1</sub>-C<sub>6</sub> alkylamino, C<sub>1</sub>-C<sub>6</sub> alkylsulfonyl, amino, C<sub>3</sub>-C<sub>7</sub> cycloalkyl, cyano, C<sub>2</sub>-C<sub>8</sub> dialkylamino, C<sub>1</sub>-C<sub>6</sub> haloalkyl, halogen, and hydroxyl;

R<sup>8</sup> is -R<sup>14</sup>-R<sup>15</sup>-R<sup>16</sup>-R<sup>17</sup>; wherein:

R<sup>14</sup> is selected from: C<sub>1</sub>-C<sub>6</sub> alkylene, C<sub>3</sub>-C<sub>7</sub> cycloalkenylene, C<sub>3</sub>-C<sub>7</sub> cycloalkylene, heteroarylene, and heterocyclylene; wherein said C<sub>1</sub>-C<sub>6</sub> alkylene and heterocyclylene are each optionally substituted with one or more substituents selected from: C<sub>1</sub>-C<sub>6</sub> alkoxycarbonyl, C<sub>1</sub>-C<sub>6</sub> alkyl, C<sub>3</sub>-C<sub>7</sub> cycloalkyl, aryl, carboxy, heteroaryl, heterocyclyl, and hydroxyl; wherein said C<sub>1</sub>-C<sub>6</sub> alkyl and aryl are optionally substituted with one substituent selected from: C<sub>1</sub>-C<sub>6</sub> alkoxy, aryl, halogen, heteroaryl, and hydroxyl; or R<sup>14</sup> is absent;

$R^{15}$  is selected from:  $-C(O)NH-$ ,  $-C(O)-$ ,  $-C(O)O-$ ,  $C_1-C_6$  alkylene,  $C_3-C_7$  cycloalkylene, heteroarylene, and heterocyclylene; wherein said heterocyclylene is optionally substituted with  $C_1-C_6$  alkyl; or  $R^{15}$  is absent;

$R^{16}$  is  $C_1-C_6$  alkylene; or  $R^{16}$  is absent; and

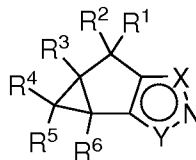
- 5  $R^{17}$  is selected from: H,  $C_1-C_6$  alkoxy,  $C_1-C_6$  alkyl,  $C_1-C_6$  alkylamino,  $C_1-C_6$  alkylcarboxamide,  $C_2-C_6$  alkynyl, ureyl, amino, aryl, arylamino, arylcarbonyl, aryloxy, carbo- $C_1-C_6$ -alkoxy, carboxamide, carboxy, cyano,  $C_3-C_7$  cycloalkyl,  $C_5-C_{11}$  bicycloalkyl,  $C_3-C_7$  cycloalkylamino,  $C_2-C_8$  dialkylamino,  $C_2-C_8$  dialkylsulfonamide,  $C_1-C_6$  haloalkyl, heteroaryl, heteroaryloxy, heterobicycyl, heterocyclyl, hydroxyl, and  
10 phosphonooxy; wherein said  $C_1-C_6$  alkylamino, amino, aryl, arylamino, aryloxy,  $C_5-C_{11}$  bicycloalkyl,  $C_3-C_7$  cycloalkyl,  $C_3-C_7$  cycloalkylamino, heteroaryl, heterobicycyl, heterocyclyl, and ureyl are each optionally substituted with one or more substituents selected from:  $C_1-C_6$  alkoxy,  $C_1-C_6$  alkoxycarbonyl,  $C_1-C_6$  alkyl,  $C_1-C_6$  alkylsulfonyl, amino, aryl, carboxy, cyano,  $C_3-C_7$  cycloalkyl,  $C_2-C_8$  dialkylamino,  $C_1-C_6$  haloalkoxy,  $C_1-C_6$  haloalkyl, halogen, heteroaryl, heterocyclyl, and hydroxyl; and  
15

$R^9$  is selected from: H,  $C_1-C_6$  alkyl, and  $C_3-C_7$  cycloalkyl; or

- $R^8$  and  $R^9$  together with the nitrogen atom to which they are both bonded form a group selected from: heterocyclyl and heterobicycyl, each optionally substituted with one or more substituents selected from: Carbo- $C_1-C_6$ -alkoxy,  $C_1-C_6$  alkoxy,  $C_1-C_6$  alkyl, aryl, carbo- $C_1-C_6$ -alkoxy,  $C_1-C_6$  haloalkyl, halogen, heteroaryl, heteroaryloxy, heterocyclyl, and hydroxyl; wherein said aryl,  $C_1-C_6$  alkyl, and heteroaryl are optionally substituted with one substituent selected from:  $C_3-C_7$  cycloalkyl,  $C_1-C_6$  alkoxy, halogen, and hydroxyl,  
20

- and one or more known pharmaceutical agents selected from: analgesic agents and antidiabetic agents.  
25

4. A composition obtained by a method of claim 3.
5. A method for preparing a composition comprising the step of admixing a compound  
30 selected from compounds of Formula **Ia** and pharmaceutically acceptable salts, solvates, hydrates, and *N*-oxides thereof:



**Ia**

wherein:

$R^1$ ,  $R^2$ ,  $R^3$ ,  $R^4$ ,  $R^5$ , and  $R^6$  are each independently selected from: H and C<sub>1</sub>-C<sub>6</sub> alkyl;

X is NR<sup>7</sup> and Y is CC(O)N(R<sup>8</sup>)R<sup>9</sup>; or

X is CC(O)N(R<sup>8</sup>)R<sup>9</sup> and Y is NR<sup>7</sup>;

5  $R^7$  is -R<sup>10</sup>-R<sup>11</sup>-R<sup>12</sup>-R<sup>13</sup>; wherein:

$R^{10}$  is selected from: C<sub>1</sub>-C<sub>6</sub> alkylene, heteroarylene, and heterocyclylene; or  $R^{10}$  is absent;

$R^{11}$  is selected from: -C(O)NH- and C<sub>1</sub>-C<sub>6</sub> alkylene; or  $R^{11}$  is absent;

$R^{12}$  is C<sub>1</sub>-C<sub>6</sub> alkylene; or  $R^{12}$  is absent; and

10  $R^{13}$  is selected from: C<sub>1</sub>-C<sub>6</sub> alkyl, aryl, C<sub>3</sub>-C<sub>7</sub> cycloalkyl, heteroaryl, heterocyclyl, and hydroxyl; wherein said C<sub>1</sub>-C<sub>6</sub> alkyl, aryl, and heteroaryl are each optionally substituted with one or two substituents selected from: C<sub>1</sub>-C<sub>6</sub> alkoxy, C<sub>1</sub>-C<sub>6</sub> alkyl, C<sub>1</sub>-C<sub>6</sub> alkylamino, C<sub>1</sub>-C<sub>6</sub> alkylsulfonyl, amino, C<sub>3</sub>-C<sub>7</sub> cycloalkyl, cyano, C<sub>2</sub>-C<sub>8</sub> dialkylamino, C<sub>1</sub>-C<sub>6</sub> haloalkyl, halogen, and hydroxyl;

15  $R^8$  is -R<sup>14</sup>-R<sup>15</sup>-R<sup>16</sup>-R<sup>17</sup>; wherein:

$R^{14}$  is selected from: C<sub>1</sub>-C<sub>6</sub> alkylene, C<sub>3</sub>-C<sub>7</sub> cycloalkenylene, C<sub>3</sub>-C<sub>7</sub> cycloalkylene, heteroarylene, and heterocyclylene; wherein said C<sub>1</sub>-C<sub>6</sub> alkylene and heterocyclylene are each optionally substituted with one or more substituents selected from: C<sub>1</sub>-C<sub>6</sub> alkoxy, C<sub>1</sub>-C<sub>6</sub> alkyl, C<sub>3</sub>-C<sub>7</sub> cycloalkyl, aryl, carboxy, heteroaryl, heterocyclyl, and hydroxyl; wherein said C<sub>1</sub>-C<sub>6</sub> alkyl and aryl are optionally substituted with one substituent selected from: C<sub>1</sub>-C<sub>6</sub> alkoxy, aryl, halogen, heteroaryl, and hydroxyl; or  $R^{14}$  is absent;

$R^{15}$  is selected from: -C(O)NH-, -C(O)-, -C(O)O-, C<sub>1</sub>-C<sub>6</sub> alkylene, C<sub>3</sub>-C<sub>7</sub> cycloalkylene, heteroarylene, and heterocyclylene; wherein said heterocyclylene is optionally substituted with C<sub>1</sub>-C<sub>6</sub> alkyl; or  $R^{15}$  is absent;

$R^{16}$  is C<sub>1</sub>-C<sub>6</sub> alkylene; or  $R^{16}$  is absent; and

25  $R^{17}$  is selected from: H, C<sub>1</sub>-C<sub>6</sub> alkoxy, C<sub>1</sub>-C<sub>6</sub> alkyl, C<sub>1</sub>-C<sub>6</sub> alkylamino, C<sub>1</sub>-C<sub>6</sub> alkylcarboxamide, C<sub>2</sub>-C<sub>6</sub> alkynyl, ureyl, amino, aryl, arylamino, arylcarbonyl, aryloxy, carbo-C<sub>1</sub>-C<sub>6</sub>-alkoxy, carboxamide, carboxy, cyano, C<sub>3</sub>-C<sub>7</sub> cycloalkyl, C<sub>5</sub>-C<sub>11</sub> bicycloalkyl, C<sub>3</sub>-C<sub>7</sub> cycloalkylamino, C<sub>2</sub>-C<sub>8</sub> dialkylamino, C<sub>2</sub>-C<sub>8</sub> dialkylsulfonamide, C<sub>1</sub>-C<sub>6</sub> haloalkyl, heteroaryl, heteroaryloxy, heterobicyclyl, heterocyclyl, hydroxyl, and phosphonooxy; wherein said C<sub>1</sub>-C<sub>6</sub> alkylamino, amino, aryl, arylamino, aryloxy, C<sub>5</sub>-C<sub>11</sub> bicycloalkyl, C<sub>3</sub>-C<sub>7</sub> cycloalkyl, C<sub>3</sub>-C<sub>7</sub> cycloalkylamino, heteroaryl, heterobicyclyl, heterocyclyl, and ureyl are each optionally substituted with one or more substituents selected from: C<sub>1</sub>-C<sub>6</sub> alkoxy, C<sub>1</sub>-C<sub>6</sub> alkoxy, C<sub>1</sub>-C<sub>6</sub> alkyl, C<sub>1</sub>-C<sub>6</sub> alkylsulfonyl, amino, aryl, carboxy, cyano, C<sub>3</sub>-C<sub>7</sub> cycloalkyl, C<sub>2</sub>-C<sub>8</sub> dialkylamino, C<sub>1</sub>-C<sub>6</sub> haloalkoxy, C<sub>1</sub>-C<sub>6</sub> haloalkyl, halogen, heteroaryl, heterocyclyl, and hydroxyl; and

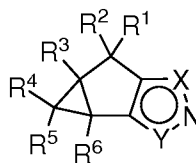
$R^9$  is selected from: H,  $C_1$ - $C_6$  alkyl, and  $C_3$ - $C_7$  cycloalkyl; or

$R^8$  and  $R^9$  together with the nitrogen atom to which they are both bonded form a group selected from: heterocyclyl and heterobicyclyl, each optionally substituted with one or more substituents selected from: Carbo- $C_1$ - $C_6$ -alkoxy,  $C_1$ - $C_6$  alkoxy,  $C_1$ - $C_6$  alkyl, aryl, carbo- $C_1$ - $C_6$ -alkoxy,  $C_1$ - $C_6$  haloalkyl, halogen, heteroaryl, heteroaryloxy, heterocyclyl, and hydroxyl; wherein said aryl,  $C_1$ - $C_6$  alkyl, and heteroaryl are optionally substituted with one substituent selected from:  $C_3$ - $C_7$  cycloalkyl,  $C_1$ - $C_6$  alkoxy, halogen, and hydroxyl,

one or more known pharmaceutical agents selected from: analgesic agents and antidiabetic agents, and a pharmaceutically acceptable carrier.

6. A composition obtained by a method of claim 5.

7. A method for the treatment of pain in an individual in need thereof, comprising administering to said individual, a therapeutically effective amount of a compound selected from compounds of Formula **Ia** and pharmaceutically acceptable salts, solvates, hydrates, and *N*-oxides thereof:



**Ia**

wherein:

$R^1$ ,  $R^2$ ,  $R^3$ ,  $R^4$ ,  $R^5$ , and  $R^6$  are each independently selected from: H and  $C_1$ - $C_6$  alkyl;

X is  $NR^7$  and Y is  $CC(O)N(R^8)R^9$ ; or

X is  $CC(O)N(R^8)R^9$  and Y is  $NR^7$ ;

$R^7$  is  $-R^{10}-R^{11}-R^{12}-R^{13}$ ; wherein:

$R^{10}$  is selected from:  $C_1$ - $C_6$  alkylene, heteroarylene, and heterocyclylene; or  $R^{10}$  is absent;

$R^{11}$  is selected from:  $-C(O)NH-$  and  $C_1$ - $C_6$  alkylene; or  $R^{11}$  is absent;

$R^{12}$  is  $C_1$ - $C_6$  alkylene; or  $R^{12}$  is absent; and

$R^{13}$  is selected from:  $C_1$ - $C_6$  alkyl, aryl,  $C_3$ - $C_7$  cycloalkyl, heteroaryl, heterocyclyl, and hydroxyl; wherein said  $C_1$ - $C_6$  alkyl, aryl, and heteroaryl are each optionally substituted with one or two substituents selected from:  $C_1$ - $C_6$  alkoxy,  $C_1$ - $C_6$

alkyl, C<sub>1</sub>-C<sub>6</sub> alkylamino, C<sub>1</sub>-C<sub>6</sub> alkylsulfonyl, amino, C<sub>3</sub>-C<sub>7</sub> cycloalkyl, cyano, C<sub>2</sub>-C<sub>8</sub> dialkylamino, C<sub>1</sub>-C<sub>6</sub> haloalkyl, halogen, and hydroxyl;

R<sup>8</sup> is -R<sup>14</sup>-R<sup>15</sup>-R<sup>16</sup>-R<sup>17</sup>; wherein:

R<sup>14</sup> is selected from: C<sub>1</sub>-C<sub>6</sub> alkylene, C<sub>3</sub>-C<sub>7</sub> cycloalkenylene, C<sub>3</sub>-C<sub>7</sub> cycloalkylene, heteroarylene, and heterocyclylene; wherein said C<sub>1</sub>-C<sub>6</sub> alkylene and heterocyclylene are each optionally substituted with one or more substituents selected from: C<sub>1</sub>-C<sub>6</sub> alkoxy, C<sub>1</sub>-C<sub>6</sub> alkyl, C<sub>3</sub>-C<sub>7</sub> cycloalkyl, aryl, carboxy, heteroaryl, heterocyclyl, and hydroxyl; wherein said C<sub>1</sub>-C<sub>6</sub> alkyl and aryl are optionally substituted with one substituent selected from: C<sub>1</sub>-C<sub>6</sub> alkoxy, aryl, halogen, heteroaryl, and hydroxyl; or R<sup>14</sup> is absent;

R<sup>15</sup> is selected from: -C(O)NH-, -C(O)-, -C(O)O-, C<sub>1</sub>-C<sub>6</sub> alkylene, C<sub>3</sub>-C<sub>7</sub> cycloalkylene, heteroarylene, and heterocyclylene; wherein said heterocyclylene is optionally substituted with C<sub>1</sub>-C<sub>6</sub> alkyl; or R<sup>15</sup> is absent;

R<sup>16</sup> is C<sub>1</sub>-C<sub>6</sub> alkylene; or R<sup>16</sup> is absent; and

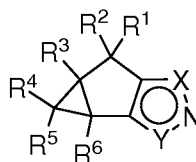
R<sup>17</sup> is selected from: H, C<sub>1</sub>-C<sub>6</sub> alkoxy, C<sub>1</sub>-C<sub>6</sub> alkyl, C<sub>1</sub>-C<sub>6</sub> alkylamino, C<sub>1</sub>-C<sub>6</sub> alkylcarboxamide, C<sub>2</sub>-C<sub>6</sub> alkynyl, ureyl, amino, aryl, arylamino, arylcarbonyl, aryloxy, carbo-C<sub>1</sub>-C<sub>6</sub>-alkoxy, carboxamide, carboxy, cyano, C<sub>3</sub>-C<sub>7</sub> cycloalkyl, C<sub>5</sub>-C<sub>11</sub> bicycloalkyl, C<sub>3</sub>-C<sub>7</sub> cycloalkylamino, C<sub>2</sub>-C<sub>8</sub> dialkylamino, C<sub>2</sub>-C<sub>8</sub> dialkylsulfonamide, C<sub>1</sub>-C<sub>6</sub> haloalkyl, heteroaryl, heteroaryloxy, heterobicyclyl, heterocyclyl, hydroxyl, and phosphonooxy; wherein said C<sub>1</sub>-C<sub>6</sub> alkylamino, amino, aryl, arylamino, aryloxy, C<sub>5</sub>-C<sub>11</sub> bicycloalkyl, C<sub>3</sub>-C<sub>7</sub> cycloalkyl, C<sub>3</sub>-C<sub>7</sub> cycloalkylamino, heteroaryl, heterobicyclyl, heterocyclyl, and ureyl are each optionally substituted with one or more substituents selected from: C<sub>1</sub>-C<sub>6</sub> alkoxy, C<sub>1</sub>-C<sub>6</sub> alkoxy, C<sub>1</sub>-C<sub>6</sub> alkyl, C<sub>1</sub>-C<sub>6</sub> alkylsulfonyl, amino, aryl, carboxy, cyano, C<sub>3</sub>-C<sub>7</sub> cycloalkyl, C<sub>2</sub>-C<sub>8</sub> dialkylamino, C<sub>1</sub>-C<sub>6</sub> haloalkoxy, C<sub>1</sub>-C<sub>6</sub> haloalkyl, halogen, heteroaryl, heterocyclyl, and hydroxyl; and

R<sup>9</sup> is selected from: H, C<sub>1</sub>-C<sub>6</sub> alkyl, and C<sub>3</sub>-C<sub>7</sub> cycloalkyl; or

R<sup>8</sup> and R<sup>9</sup> together with the nitrogen atom to which they are both bonded form a group selected from: heterocyclyl and heterobicyclyl, each optionally substituted with one or more substituents selected from: Carbo-C<sub>1</sub>-C<sub>6</sub>-alkoxy, C<sub>1</sub>-C<sub>6</sub> alkoxy, C<sub>1</sub>-C<sub>6</sub> alkyl, aryl, carbo-C<sub>1</sub>-C<sub>6</sub>-alkoxy, C<sub>1</sub>-C<sub>6</sub> haloalkyl, halogen, heteroaryl, heteroaryloxy, heterocyclyl, and hydroxyl; wherein said aryl, C<sub>1</sub>-C<sub>6</sub> alkyl, and heteroaryl are optionally substituted with one substituent selected from: C<sub>3</sub>-C<sub>7</sub> cycloalkyl, C<sub>1</sub>-C<sub>6</sub> alkoxy, halogen, and hydroxyl,

and one or more known pharmaceutical agents selected from: analgesic agents, antidiabetic agents, osteoarthritis agents, and anticancer agents.

8. A method for the treatment of pain in an individual in need thereof, comprising prescribing to said individual, a therapeutically effective amount of a compound selected from compounds of Formula **Ia** and pharmaceutically acceptable salts, solvates, hydrates, and *N*-oxides thereof:

**Ia**

wherein:

$R^1$ ,  $R^2$ ,  $R^3$ ,  $R^4$ ,  $R^5$ , and  $R^6$  are each independently selected from: H and C<sub>1</sub>-C<sub>6</sub> alkyl;

X is NR<sup>7</sup> and Y is CC(O)N(R<sup>8</sup>)R<sup>9</sup>; or

X is CC(O)N(R<sup>8</sup>)R<sup>9</sup> and Y is NR<sup>7</sup>;

R<sup>7</sup> is -R<sup>10</sup>-R<sup>11</sup>-R<sup>12</sup>-R<sup>13</sup>; wherein:

R<sup>10</sup> is selected from: C<sub>1</sub>-C<sub>6</sub> alkylene, heteroarylene, and heterocyclylene; or R<sup>10</sup> is absent;

R<sup>11</sup> is selected from: -C(O)NH- and C<sub>1</sub>-C<sub>6</sub> alkylene; or R<sup>11</sup> is absent;

R<sup>12</sup> is C<sub>1</sub>-C<sub>6</sub> alkylene; or R<sup>12</sup> is absent; and

R<sup>13</sup> is selected from: C<sub>1</sub>-C<sub>6</sub> alkyl, aryl, C<sub>3</sub>-C<sub>7</sub> cycloalkyl, heteroaryl, heterocyclyl, and hydroxyl; wherein said C<sub>1</sub>-C<sub>6</sub> alkyl, aryl, and heteroaryl are each optionally substituted with one or two substituents selected from: C<sub>1</sub>-C<sub>6</sub> alkoxy, C<sub>1</sub>-C<sub>6</sub> alkyl, C<sub>1</sub>-C<sub>6</sub> alkylamino, C<sub>1</sub>-C<sub>6</sub> alkylsulfonyl, amino, C<sub>3</sub>-C<sub>7</sub> cycloalkyl, cyano, C<sub>2</sub>-C<sub>8</sub> dialkylamino, C<sub>1</sub>-C<sub>6</sub> haloalkyl, halogen, and hydroxyl;

R<sup>8</sup> is -R<sup>14</sup>-R<sup>15</sup>-R<sup>16</sup>-R<sup>17</sup>; wherein:

R<sup>14</sup> is selected from: C<sub>1</sub>-C<sub>6</sub> alkylene, C<sub>3</sub>-C<sub>7</sub> cycloalkenylene, C<sub>3</sub>-C<sub>7</sub> cycloalkylene, heteroarylene, and heterocyclylene; wherein said C<sub>1</sub>-C<sub>6</sub> alkylene and heterocyclylene are each optionally substituted with one or more substituents selected from: C<sub>1</sub>-C<sub>6</sub> alkoxycarbonyl, C<sub>1</sub>-C<sub>6</sub> alkyl, C<sub>3</sub>-C<sub>7</sub> cycloalkyl, aryl, carboxy, heteroaryl, heterocyclyl, and hydroxyl; wherein said C<sub>1</sub>-C<sub>6</sub> alkyl and aryl are optionally substituted with one substituent selected from: C<sub>1</sub>-C<sub>6</sub> alkoxy, aryl, halogen, heteroaryl, and hydroxyl; or R<sup>14</sup> is absent;

R<sup>15</sup> is selected from: -C(O)NH-, -C(O)-, -C(O)O-, C<sub>1</sub>-C<sub>6</sub> alkylene, C<sub>3</sub>-C<sub>7</sub> cycloalkylene, heteroarylene, and heterocyclylene; wherein said heterocyclylene is optionally substituted with C<sub>1</sub>-C<sub>6</sub> alkyl; or R<sup>15</sup> is absent;

R<sup>16</sup> is C<sub>1</sub>-C<sub>6</sub> alkylene; or R<sup>16</sup> is absent; and



$R^{17}$  is selected from: H, C<sub>1</sub>-C<sub>6</sub> alkoxy, C<sub>1</sub>-C<sub>6</sub> alkyl, C<sub>1</sub>-C<sub>6</sub> alkylamino, C<sub>1</sub>-C<sub>6</sub> alkylcarboxamide, C<sub>2</sub>-C<sub>6</sub> alkynyl, ureyl, amino, aryl, arylamino, arylcarbonyl, aryloxy, carbo-C<sub>1</sub>-C<sub>6</sub>-alkoxy, carboxamide, carboxy, cyano, C<sub>3</sub>-C<sub>7</sub> cycloalkyl, C<sub>5</sub>-C<sub>11</sub> bicycloalkyl, C<sub>3</sub>-C<sub>7</sub> cycloalkylamino, C<sub>2</sub>-C<sub>8</sub> dialkylamino, C<sub>2</sub>-C<sub>8</sub> dialkylsulfonamide, C<sub>1</sub>-C<sub>6</sub> haloalkyl, heteroaryl, heteroaryloxy, heterobicycyl, heterocycl, hydroxyl, and phosphonooxy; wherein said C<sub>1</sub>-C<sub>6</sub> alkylamino, amino, aryl, arylamino, aryloxy, C<sub>5</sub>-C<sub>11</sub> bicycloalkyl, C<sub>3</sub>-C<sub>7</sub> cycloalkyl, C<sub>3</sub>-C<sub>7</sub> cycloalkylamino, heteroaryl, heterobicycyl, heterocycl, and ureyl are each optionally substituted with one or more substituents selected from: C<sub>1</sub>-C<sub>6</sub> alkoxy, C<sub>1</sub>-C<sub>6</sub> alkoxy carbonyl, C<sub>1</sub>-C<sub>6</sub> alkyl, C<sub>1</sub>-C<sub>6</sub> alkylsulfonyl, amino, aryl, carboxy, cyano, C<sub>3</sub>-C<sub>7</sub> cycloalkyl, C<sub>2</sub>-C<sub>8</sub> dialkylamino, C<sub>1</sub>-C<sub>6</sub> haloalkoxy, C<sub>1</sub>-C<sub>6</sub> haloalkyl, halogen, heteroaryl, heterocycl, and hydroxyl; and

$R^9$  is selected from: H, C<sub>1</sub>-C<sub>6</sub> alkyl, and C<sub>3</sub>-C<sub>7</sub> cycloalkyl; or

$R^8$  and  $R^9$  together with the nitrogen atom to which they are both bonded form a group selected from: heterocycl and heterobicycyl, each optionally substituted with one or more substituents selected from: Carbo-C<sub>1</sub>-C<sub>6</sub>-alkoxy, C<sub>1</sub>-C<sub>6</sub> alkoxy, C<sub>1</sub>-C<sub>6</sub> alkyl, aryl, carbo-C<sub>1</sub>-C<sub>6</sub>-alkoxy, C<sub>1</sub>-C<sub>6</sub> haloalkyl, halogen, heteroaryl, heteroaryloxy, heterocycl, and hydroxyl; wherein said aryl, C<sub>1</sub>-C<sub>6</sub> alkyl, and heteroaryl are optionally substituted with one substituent selected from: C<sub>3</sub>-C<sub>7</sub> cycloalkyl, C<sub>1</sub>-C<sub>6</sub> alkoxy, halogen, and hydroxyl,

and one or more known pharmaceutical agents selected from: analgesic agents, antidiabetic agents, osteoarthritis agents, and anticancer agents.

9. The method of any one of claims 7 to 8, wherein the compound selected from compounds of Formula **Ia** and pharmaceutically acceptable salts, solvates, hydrates, and *N*-oxides thereof, and the one or more known pharmaceutical agents are administered to the individual simultaneously, separately, or sequentially.

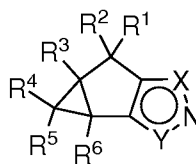
10. The method according to claim 9, wherein the compound selected from compounds of Formula **Ia** and pharmaceutically acceptable salts, solvates, hydrates, and *N*-oxides thereof and said one or more known pharmaceutical agents are administered simultaneously.

11. The method according to claim 9, wherein the compound selected from compounds of Formula **Ia** and pharmaceutically acceptable salts, solvates, hydrates, and *N*-oxides thereof and one or more known pharmaceutical agents are administered separately.

12. The method according to claim 9, wherein the compound selected from compounds of Formula **Ia** and pharmaceutically acceptable salts, solvates, hydrates, and *N*-oxides thereof and said one or more known pharmaceutical agents are administered sequentially.

5

13. A compound selected from compounds of Formula **Ia** and pharmaceutically acceptable salts, solvates, hydrates, and *N*-oxides thereof:

**Ia**

wherein:

- 10  $R^1$ ,  $R^2$ ,  $R^3$ ,  $R^4$ ,  $R^5$ , and  $R^6$  are each independently selected from: H and  $C_1$ - $C_6$  alkyl;

X is  $NR^7$  and Y is  $CC(O)N(R^8)R^9$ ; or

X is  $CC(O)N(R^8)R^9$  and Y is  $NR^7$ ;

$R^7$  is  $-R^{10}-R^{11}-R^{12}-R^{13}$ ; wherein:

- 15  $R^{10}$  is selected from:  $C_1$ - $C_6$  alkylene, heteroarylene, and heterocyclylene; or  $R^{10}$  is absent;

$R^{11}$  is selected from:  $-C(O)NH-$  and  $C_1$ - $C_6$  alkylene; or  $R^{11}$  is absent;

$R^{12}$  is  $C_1$ - $C_6$  alkylene; or  $R^{12}$  is absent; and

- 20  $R^{13}$  is selected from:  $C_1$ - $C_6$  alkyl, aryl,  $C_3$ - $C_7$  cycloalkyl, heteroaryl, heterocyclyl, and hydroxyl; wherein said  $C_1$ - $C_6$  alkyl, aryl, and heteroaryl are each optionally substituted with one or two substituents selected from:  $C_1$ - $C_6$  alkoxy,  $C_1$ - $C_6$  alkyl,  $C_1$ - $C_6$  alkylamino,  $C_1$ - $C_6$  alkylsulfonyl, amino,  $C_3$ - $C_7$  cycloalkyl, cyano,  $C_2$ - $C_8$  dialkylamino,  $C_1$ - $C_6$  haloalkyl, halogen, and hydroxyl;

$R^8$  is  $-R^{14}-R^{15}-R^{16}-R^{17}$ ; wherein:

- 25  $R^{14}$  is selected from:  $C_1$ - $C_6$  alkylene,  $C_3$ - $C_7$  cycloalkenylene,  $C_3$ - $C_7$  cycloalkylene, heteroarylene, and heterocyclylene; wherein said  $C_1$ - $C_6$  alkylene and heterocyclylene are each optionally substituted with one or more substituents selected from:  $C_1$ - $C_6$  alkoxycarbonyl,  $C_1$ - $C_6$  alkyl,  $C_3$ - $C_7$  cycloalkyl, aryl, carboxy, heteroaryl, heterocyclyl, and hydroxyl; wherein said  $C_1$ - $C_6$  alkyl and aryl are optionally substituted
- 30 with one substituent selected from:  $C_1$ - $C_6$  alkoxy, aryl, halogen, heteroaryl, and hydroxyl; or  $R^{14}$  is absent;

$R^{15}$  is selected from:  $-C(O)NH-$ ,  $-C(O)-$ ,  $-C(O)O-$ ,  $C_1-C_6$  alkylene,  $C_3-C_7$  cycloalkylene, heteroarylene, and heterocyclylene; wherein said heterocyclylene is optionally substituted with  $C_1-C_6$  alkyl; or  $R^{15}$  is absent;

$R^{16}$  is  $C_1-C_6$  alkylene; or  $R^{16}$  is absent; and

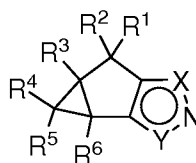
5  $R^{17}$  is selected from: H,  $C_1-C_6$  alkoxy,  $C_1-C_6$  alkyl,  $C_1-C_6$  alkylamino,  $C_1-C_6$  alkylcarboxamide,  $C_2-C_6$  alkynyl, ureyl, amino, aryl, arylamino, arylcarbonyl, aryloxy, carbo- $C_1-C_6$ -alkoxy, carboxamide, carboxy, cyano,  $C_3-C_7$  cycloalkyl,  $C_5-C_{11}$  bicycloalkyl,  $C_3-C_7$  cycloalkylamino,  $C_2-C_8$  dialkylamino,  $C_2-C_8$  dialkylsulfonamide,  $C_1-C_6$  haloalkyl, heteroaryl, heteroaryloxy, heterobicycyl, heterocyclyl, hydroxyl, and  
10 phosphonooxy; wherein said  $C_1-C_6$  alkylamino, amino, aryl, arylamino, aryloxy,  $C_5-C_{11}$  bicycloalkyl,  $C_3-C_7$  cycloalkyl,  $C_3-C_7$  cycloalkylamino, heteroaryl, heterobicycyl, heterocyclyl, and ureyl are each optionally substituted with one or more substituents selected from:  $C_1-C_6$  alkoxy,  $C_1-C_6$  alkoxycarbonyl,  $C_1-C_6$  alkyl,  $C_1-C_6$  alkylsulfonyl, amino, aryl, carboxy, cyano,  $C_3-C_7$  cycloalkyl,  $C_2-C_8$  dialkylamino,  $C_1-C_6$  haloalkoxy,  
15  $C_1-C_6$  haloalkyl, halogen, heteroaryl, heterocyclyl, and hydroxyl; and

$R^9$  is selected from: H,  $C_1-C_6$  alkyl, and  $C_3-C_7$  cycloalkyl; or

$R^8$  and  $R^9$  together with the nitrogen atom to which they are both bonded form a group selected from: heterocyclyl and heterobicycyl, each optionally substituted with one or more substituents selected from: Carbo- $C_1-C_6$ -alkoxy,  $C_1-C_6$  alkoxy,  $C_1-C_6$  alkyl, aryl, carbo- $C_1-C_6$ -alkoxy,  $C_1-C_6$  haloalkyl, halogen, heteroaryl, heteroaryloxy, heterocyclyl, and hydroxyl; wherein said aryl,  $C_1-C_6$  alkyl, and heteroaryl are optionally substituted with one substituent selected from:  $C_3-C_7$  cycloalkyl,  $C_1-C_6$  alkoxy, halogen, and hydroxyl,

25 for use in combination with and one or more known pharmaceutical agents selected from: analgesic agents and antidiabetic agents.

14. A compound selected from compounds of Formula **Ia** and pharmaceutically acceptable salts, solvates, hydrates, and *N*-oxides thereof:



**Ia**

30 wherein:

$R^1$ ,  $R^2$ ,  $R^3$ ,  $R^4$ ,  $R^5$ , and  $R^6$  are each independently selected from: H and  $C_1-C_6$  alkyl;

X is  $NR^7$  and Y is  $CC(O)N(R^8)R^9$ ; or

X is  $\text{CC}(\text{O})\text{N}(\text{R}^8)\text{R}^9$  and Y is  $\text{NR}^7$ ;

$\text{R}^7$  is  $-\text{R}^{10}-\text{R}^{11}-\text{R}^{12}-\text{R}^{13}$ ; wherein:

$\text{R}^{10}$  is selected from:  $\text{C}_1$ - $\text{C}_6$  alkylene, heteroarylene, and heterocyclylene; or  $\text{R}^{10}$  is absent;

5  $\text{R}^{11}$  is selected from:  $-\text{C}(\text{O})\text{NH}-$  and  $\text{C}_1$ - $\text{C}_6$  alkylene; or  $\text{R}^{11}$  is absent;

$\text{R}^{12}$  is  $\text{C}_1$ - $\text{C}_6$  alkylene; or  $\text{R}^{12}$  is absent; and

$\text{R}^{13}$  is selected from:  $\text{C}_1$ - $\text{C}_6$  alkyl, aryl,  $\text{C}_3$ - $\text{C}_7$  cycloalkyl, heteroaryl, heterocyclyl, and hydroxyl; wherein said  $\text{C}_1$ - $\text{C}_6$  alkyl, aryl, and heteroaryl are each optionally substituted with one or two substituents selected from:  $\text{C}_1$ - $\text{C}_6$  alkoxy,  $\text{C}_1$ - $\text{C}_6$  alkyl,  $\text{C}_1$ - $\text{C}_6$  alkylamino,  $\text{C}_1$ - $\text{C}_6$  alkylsulfonyl, amino,  $\text{C}_3$ - $\text{C}_7$  cycloalkyl, cyano,  $\text{C}_2$ - $\text{C}_8$  dialkylamino,  $\text{C}_1$ - $\text{C}_6$  haloalkyl, halogen, and hydroxyl;

10  $\text{R}^8$  is  $-\text{R}^{14}-\text{R}^{15}-\text{R}^{16}-\text{R}^{17}$ ; wherein:

$\text{R}^{14}$  is selected from:  $\text{C}_1$ - $\text{C}_6$  alkylene,  $\text{C}_3$ - $\text{C}_7$  cycloalkenylene,  $\text{C}_3$ - $\text{C}_7$  cycloalkylene, heteroarylene, and heterocyclylene; wherein said  $\text{C}_1$ - $\text{C}_6$  alkylene and heterocyclylene are each optionally substituted with one or more substituents selected from:  $\text{C}_1$ - $\text{C}_6$  alkoxycarbonyl,  $\text{C}_1$ - $\text{C}_6$  alkyl,  $\text{C}_3$ - $\text{C}_7$  cycloalkyl, aryl, carboxy, heteroaryl, heterocyclyl, and hydroxyl; wherein said  $\text{C}_1$ - $\text{C}_6$  alkyl and aryl are optionally substituted with one substituent selected from:  $\text{C}_1$ - $\text{C}_6$  alkoxy, aryl, halogen, heteroaryl, and hydroxyl; or  $\text{R}^{14}$  is absent;

20  $\text{R}^{15}$  is selected from:  $-\text{C}(\text{O})\text{NH}-$ ,  $-\text{C}(\text{O})-$ ,  $-\text{C}(\text{O})\text{O}-$ ,  $\text{C}_1$ - $\text{C}_6$  alkylene,  $\text{C}_3$ - $\text{C}_7$  cycloalkylene, heteroarylene, and heterocyclylene; wherein said heterocyclylene is optionally substituted with  $\text{C}_1$ - $\text{C}_6$  alkyl; or  $\text{R}^{15}$  is absent;

$\text{R}^{16}$  is  $\text{C}_1$ - $\text{C}_6$  alkylene; or  $\text{R}^{16}$  is absent; and

$\text{R}^{17}$  is selected from: H,  $\text{C}_1$ - $\text{C}_6$  alkoxy,  $\text{C}_1$ - $\text{C}_6$  alkyl,  $\text{C}_1$ - $\text{C}_6$  alkylamino,  $\text{C}_1$ - $\text{C}_6$  alkylcarboxamide,  $\text{C}_2$ - $\text{C}_6$  alkynyl, ureyl, amino, aryl, arylamino, arylcarbonyl, aryloxy, carbo- $\text{C}_1$ - $\text{C}_6$ -alkoxy, carboxamide, carboxy, cyano,  $\text{C}_3$ - $\text{C}_7$  cycloalkyl,  $\text{C}_5$ - $\text{C}_{11}$  bicycloalkyl,  $\text{C}_3$ - $\text{C}_7$  cycloalkylamino,  $\text{C}_2$ - $\text{C}_8$  dialkylamino,  $\text{C}_2$ - $\text{C}_8$  dialkylsulfonamide,  $\text{C}_1$ - $\text{C}_6$  haloalkyl, heteroaryl, heteroaryloxy, heterobicyclyl, heterocyclyl, hydroxyl, and phosphonooxy; wherein said  $\text{C}_1$ - $\text{C}_6$  alkylamino, amino, aryl, arylamino, aryloxy,  $\text{C}_5$ - $\text{C}_{11}$  bicycloalkyl,  $\text{C}_3$ - $\text{C}_7$  cycloalkyl,  $\text{C}_3$ - $\text{C}_7$  cycloalkylamino, heteroaryl, heterobicyclyl, heterocyclyl, and ureyl are each optionally substituted with one or more substituents selected from:  $\text{C}_1$ - $\text{C}_6$  alkoxy,  $\text{C}_1$ - $\text{C}_6$  alkoxycarbonyl,  $\text{C}_1$ - $\text{C}_6$  alkyl,  $\text{C}_1$ - $\text{C}_6$  alkylsulfonyl, amino, aryl, carboxy, cyano,  $\text{C}_3$ - $\text{C}_7$  cycloalkyl,  $\text{C}_2$ - $\text{C}_8$  dialkylamino,  $\text{C}_1$ - $\text{C}_6$  haloalkoxy,  $\text{C}_1$ - $\text{C}_6$  haloalkyl, halogen, heteroaryl, heterocyclyl, and hydroxyl; and

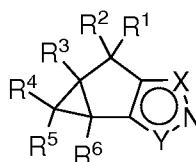
35  $\text{R}^9$  is selected from: H,  $\text{C}_1$ - $\text{C}_6$  alkyl, and  $\text{C}_3$ - $\text{C}_7$  cycloalkyl; or

$\text{R}^8$  and  $\text{R}^9$  together with the nitrogen atom to which they are both bonded form a group selected from: heterocyclyl and heterobicyclyl, each optionally substituted with

one or more substituents selected from: Carbo-C<sub>1</sub>-C<sub>6</sub>-alkoxy, C<sub>1</sub>-C<sub>6</sub> alkoxy, C<sub>1</sub>-C<sub>6</sub> alkyl, aryl, carbo-C<sub>1</sub>-C<sub>6</sub>-alkoxy, C<sub>1</sub>-C<sub>6</sub> haloalkyl, halogen, heteroaryl, heteroaryloxy, heterocyclyl, and hydroxyl; wherein said aryl, C<sub>1</sub>-C<sub>6</sub> alkyl, and heteroaryl are optionally substituted with one substituent selected from: C<sub>3</sub>-C<sub>7</sub> cycloalkyl, C<sub>1</sub>-C<sub>6</sub> alkoxy, halogen, and hydroxyl,

for use in a method for the treatment of pain in an individual in need thereof, comprising administering to said individual said compound and one or more known pharmaceutical agents selected from: analgesic agents, antidiabetic agents, osteoarthritis agents, and anticancer agents.

15. A compound selected from compounds of Formula **Ia** and pharmaceutically acceptable salts, solvates, hydrates, and *N*-oxides thereof:



**Ia**

wherein:

$R^1$ ,  $R^2$ ,  $R^3$ ,  $R^4$ ,  $R^5$ , and  $R^6$  are each independently selected from: H and C<sub>1</sub>-C<sub>6</sub> alkyl;

X is  $NR^7$  and Y is  $CC(O)N(R^8)R^9$ ; or

X is  $CC(O)N(R^8)R^9$  and Y is  $NR^7$ ;

$R^7$  is  $-R^{10}-R^{11}-R^{12}-R^{13}$ ; wherein:

$R^{10}$  is selected from: C<sub>1</sub>-C<sub>6</sub> alkylene, heteroarylene, and heterocyclylene; or  $R^{10}$  is absent;

$R^{11}$  is selected from:  $-C(O)NH-$  and C<sub>1</sub>-C<sub>6</sub> alkylene; or  $R^{11}$  is absent;

$R^{12}$  is C<sub>1</sub>-C<sub>6</sub> alkylene; or  $R^{12}$  is absent; and

$R^{13}$  is selected from: C<sub>1</sub>-C<sub>6</sub> alkyl, aryl, C<sub>3</sub>-C<sub>7</sub> cycloalkyl, heteroaryl, heterocyclyl, and hydroxyl; wherein said C<sub>1</sub>-C<sub>6</sub> alkyl, aryl, and heteroaryl are each optionally substituted with one or two substituents selected from: C<sub>1</sub>-C<sub>6</sub> alkoxy, C<sub>1</sub>-C<sub>6</sub> alkyl, C<sub>1</sub>-C<sub>6</sub> alkylamino, C<sub>1</sub>-C<sub>6</sub> alkylsulfonyl, amino, C<sub>3</sub>-C<sub>7</sub> cycloalkyl, cyano, C<sub>2</sub>-C<sub>8</sub> dialkylamino, C<sub>1</sub>-C<sub>6</sub> haloalkyl, halogen, and hydroxyl;

$R^8$  is  $-R^{14}-R^{15}-R^{16}-R^{17}$ ; wherein:

$R^{14}$  is selected from: C<sub>1</sub>-C<sub>6</sub> alkylene, C<sub>3</sub>-C<sub>7</sub> cycloalkenylene, C<sub>3</sub>-C<sub>7</sub> cycloalkylene, heteroarylene, and heterocyclylene; wherein said C<sub>1</sub>-C<sub>6</sub> alkylene and heterocyclylene are each optionally substituted with one or more substituents selected from: C<sub>1</sub>-C<sub>6</sub> alkoxycarbonyl, C<sub>1</sub>-C<sub>6</sub> alkyl, C<sub>3</sub>-C<sub>7</sub> cycloalkyl, aryl, carboxy, heteroaryl,

heterocyclyl, and hydroxyl; wherein said C<sub>1</sub>-C<sub>6</sub> alkyl and aryl are optionally substituted with one substituent selected from: C<sub>1</sub>-C<sub>6</sub> alkoxy, aryl, halogen, heteroaryl, and hydroxyl; or R<sup>14</sup> is absent;

5 R<sup>15</sup> is selected from: -C(O)NH-, -C(O)-, -C(O)O-, C<sub>1</sub>-C<sub>6</sub> alkylene, C<sub>3</sub>-C<sub>7</sub> cycloalkylene, heteroarylene, and heterocyclylene; wherein said heterocyclylene is optionally substituted with C<sub>1</sub>-C<sub>6</sub> alkyl; or R<sup>15</sup> is absent;

R<sup>16</sup> is C<sub>1</sub>-C<sub>6</sub> alkylene; or R<sup>16</sup> is absent; and

10 R<sup>17</sup> is selected from: H, C<sub>1</sub>-C<sub>6</sub> alkoxy, C<sub>1</sub>-C<sub>6</sub> alkyl, C<sub>1</sub>-C<sub>6</sub> alkylamino, C<sub>1</sub>-C<sub>6</sub> alkylcarboxamide, C<sub>2</sub>-C<sub>6</sub> alkynyl, ureyl, amino, aryl, arylamino, arylcarbonyl, aryloxy, carbo-C<sub>1</sub>-C<sub>6</sub>-alkoxy, carboxamide, carboxy, cyano, C<sub>3</sub>-C<sub>7</sub> cycloalkyl, C<sub>5</sub>-C<sub>11</sub> bicycloalkyl, C<sub>3</sub>-C<sub>7</sub> cycloalkylamino, C<sub>2</sub>-C<sub>8</sub> dialkylamino, C<sub>2</sub>-C<sub>8</sub> dialkylsulfonamide, C<sub>1</sub>-C<sub>6</sub> haloalkyl, heteroaryl, heteroaryloxy, heterobicyclyl, heterocyclyl, hydroxyl, and phosphonoxy; wherein said C<sub>1</sub>-C<sub>6</sub> alkylamino, amino, aryl, arylamino, aryloxy, C<sub>5</sub>-C<sub>11</sub> bicycloalkyl, C<sub>3</sub>-C<sub>7</sub> cycloalkyl, C<sub>3</sub>-C<sub>7</sub> cycloalkylamino, heteroaryl, heterobicyclyl,

15 heterocyclyl, and ureyl are each optionally substituted with one or more substituents selected from: C<sub>1</sub>-C<sub>6</sub> alkoxy, C<sub>1</sub>-C<sub>6</sub> alkoxycarbonyl, C<sub>1</sub>-C<sub>6</sub> alkyl, C<sub>1</sub>-C<sub>6</sub> alkylsulfonyl, amino, aryl, carboxy, cyano, C<sub>3</sub>-C<sub>7</sub> cycloalkyl, C<sub>2</sub>-C<sub>8</sub> dialkylamino, C<sub>1</sub>-C<sub>6</sub> haloalkoxy, C<sub>1</sub>-C<sub>6</sub> haloalkyl, halogen, heteroaryl, heterocyclyl, and hydroxyl; and

20 R<sup>9</sup> is selected from: H, C<sub>1</sub>-C<sub>6</sub> alkyl, and C<sub>3</sub>-C<sub>7</sub> cycloalkyl; or

R<sup>8</sup> and R<sup>9</sup> together with the nitrogen atom to which they are both bonded form a group selected from: heterocyclyl and heterobicyclyl, each optionally substituted with one or more substituents selected from: Carbo-C<sub>1</sub>-C<sub>6</sub>-alkoxy, C<sub>1</sub>-C<sub>6</sub> alkoxy, C<sub>1</sub>-C<sub>6</sub> alkyl, aryl, carbo-C<sub>1</sub>-C<sub>6</sub>-alkoxy, C<sub>1</sub>-C<sub>6</sub> haloalkyl, halogen, heteroaryl, heteroaryloxy, heterocyclyl, and hydroxyl; wherein said aryl, C<sub>1</sub>-C<sub>6</sub> alkyl, and heteroaryl are optionally

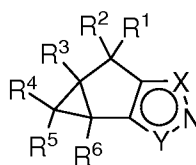
25 substituted with one substituent selected from: C<sub>3</sub>-C<sub>7</sub> cycloalkyl, C<sub>1</sub>-C<sub>6</sub> alkoxy, halogen, and hydroxyl,

for use in a method for the treatment of pain in an individual in need thereof, comprising prescribing to said individual said compound and one or more known pharmaceutical agents selected from: analgesic agents, antidiabetic agents, osteoarthritis

30 agents, and anticancer agents.

16. One or more known pharmaceutical agents selected from: analgesic agents and antidiabetic agents for use in combination with a compound selected from compounds of Formula **Ia** and pharmaceutically acceptable salts, solvates, hydrates, and *N*-oxides

35 thereof:

**Ia**

wherein:

$R^1$ ,  $R^2$ ,  $R^3$ ,  $R^4$ ,  $R^5$ , and  $R^6$  are each independently selected from: H and C<sub>1</sub>-C<sub>6</sub> alkyl;

5 X is NR<sup>7</sup> and Y is CC(O)N(R<sup>8</sup>)R<sup>9</sup>; or

X is CC(O)N(R<sup>8</sup>)R<sup>9</sup> and Y is NR<sup>7</sup>;

R<sup>7</sup> is -R<sup>10</sup>-R<sup>11</sup>-R<sup>12</sup>-R<sup>13</sup>; wherein:

R<sup>10</sup> is selected from: C<sub>1</sub>-C<sub>6</sub> alkylene, heteroarylene, and heterocyclylene; or R<sup>10</sup> is absent;

10 R<sup>11</sup> is selected from: -C(O)NH- and C<sub>1</sub>-C<sub>6</sub> alkylene; or R<sup>11</sup> is absent;

R<sup>12</sup> is C<sub>1</sub>-C<sub>6</sub> alkylene; or R<sup>12</sup> is absent; and

R<sup>13</sup> is selected from: C<sub>1</sub>-C<sub>6</sub> alkyl, aryl, C<sub>3</sub>-C<sub>7</sub> cycloalkyl, heteroaryl, heterocyclyl, and hydroxyl; wherein said C<sub>1</sub>-C<sub>6</sub> alkyl, aryl, and heteroaryl are each optionally substituted with one or two substituents selected from: C<sub>1</sub>-C<sub>6</sub> alkoxy, C<sub>1</sub>-C<sub>6</sub> alkyl, C<sub>1</sub>-C<sub>6</sub> alkylamino, C<sub>1</sub>-C<sub>6</sub> alkylsulfonyl, amino, C<sub>3</sub>-C<sub>7</sub> cycloalkyl, cyano, C<sub>2</sub>-C<sub>8</sub> dialkylamino, C<sub>1</sub>-C<sub>6</sub> haloalkyl, halogen, and hydroxyl;

15

R<sup>8</sup> is -R<sup>14</sup>-R<sup>15</sup>-R<sup>16</sup>-R<sup>17</sup>; wherein:

R<sup>14</sup> is selected from: C<sub>1</sub>-C<sub>6</sub> alkylene, C<sub>3</sub>-C<sub>7</sub> cycloalkenylene, C<sub>3</sub>-C<sub>7</sub> cycloalkylene, heteroarylene, and heterocyclylene; wherein said C<sub>1</sub>-C<sub>6</sub> alkylene and heterocyclylene are each optionally substituted with one or more substituents selected from: C<sub>1</sub>-C<sub>6</sub> alkoxycarbonyl, C<sub>1</sub>-C<sub>6</sub> alkyl, C<sub>3</sub>-C<sub>7</sub> cycloalkyl, aryl, carboxy, heteroaryl, heterocyclyl, and hydroxyl; wherein said C<sub>1</sub>-C<sub>6</sub> alkyl and aryl are optionally substituted with one substituent selected from: C<sub>1</sub>-C<sub>6</sub> alkoxy, aryl, halogen, heteroaryl, and hydroxyl; or R<sup>14</sup> is absent;

20

25 R<sup>15</sup> is selected from: -C(O)NH-, -C(O)-, -C(O)O-, C<sub>1</sub>-C<sub>6</sub> alkylene, C<sub>3</sub>-C<sub>7</sub> cycloalkylene, heteroarylene, and heterocyclylene; wherein said heterocyclylene is optionally substituted with C<sub>1</sub>-C<sub>6</sub> alkyl; or R<sup>15</sup> is absent;

R<sup>16</sup> is C<sub>1</sub>-C<sub>6</sub> alkylene; or R<sup>16</sup> is absent; and

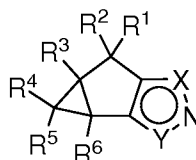
30 R<sup>17</sup> is selected from: H, C<sub>1</sub>-C<sub>6</sub> alkoxy, C<sub>1</sub>-C<sub>6</sub> alkyl, C<sub>1</sub>-C<sub>6</sub> alkylamino, C<sub>1</sub>-C<sub>6</sub> alkylcarboxamide, C<sub>2</sub>-C<sub>6</sub> alkynyl, ureyl, amino, aryl, arylamino, arylcarbonyl, aryloxy, carbo-C<sub>1</sub>-C<sub>6</sub>-alkoxy, carboxamide, carboxy, cyano, C<sub>3</sub>-C<sub>7</sub> cycloalkyl, C<sub>5</sub>-C<sub>11</sub> bicycloalkyl, C<sub>3</sub>-C<sub>7</sub> cycloalkylamino, C<sub>2</sub>-C<sub>8</sub> dialkylamino, C<sub>2</sub>-C<sub>8</sub> dialkylsulfonamide, C<sub>1</sub>-C<sub>6</sub> haloalkyl, heteroaryl, heteroaryloxy, heterobicyclyl, heterocyclyl, hydroxyl, and

phosphonooxy; wherein said C<sub>1</sub>-C<sub>6</sub> alkylamino, amino, aryl, arylamino, aryloxy, C<sub>5</sub>-C<sub>11</sub> bicycloalkyl, C<sub>3</sub>-C<sub>7</sub> cycloalkyl, C<sub>3</sub>-C<sub>7</sub> cycloalkylamino, heteroaryl, heterobicycyl, heterocycyl, and ureyl are each optionally substituted with one or more substituents selected from: C<sub>1</sub>-C<sub>6</sub> alkoxy, C<sub>1</sub>-C<sub>6</sub> alkoxycarbonyl, C<sub>1</sub>-C<sub>6</sub> alkyl, C<sub>1</sub>-C<sub>6</sub> alkylsulfonyl, amino, aryl, carboxy, cyano, C<sub>3</sub>-C<sub>7</sub> cycloalkyl, C<sub>2</sub>-C<sub>8</sub> dialkylamino, C<sub>1</sub>-C<sub>6</sub> haloalkoxy, C<sub>1</sub>-C<sub>6</sub> haloalkyl, halogen, heteroaryl, heterocycyl, and hydroxyl; and

R<sup>9</sup> is selected from: H, C<sub>1</sub>-C<sub>6</sub> alkyl, and C<sub>3</sub>-C<sub>7</sub> cycloalkyl; or

R<sup>8</sup> and R<sup>9</sup> together with the nitrogen atom to which they are both bonded form a group selected from: heterocycyl and heterobicycyl, each optionally substituted with one or more substituents selected from: Carbo-C<sub>1</sub>-C<sub>6</sub>-alkoxy, C<sub>1</sub>-C<sub>6</sub> alkoxy, C<sub>1</sub>-C<sub>6</sub> alkyl, aryl, carbo-C<sub>1</sub>-C<sub>6</sub>-alkoxy, C<sub>1</sub>-C<sub>6</sub> haloalkyl, halogen, heteroaryl, heteroaryloxy, heterocycyl, and hydroxyl; wherein said aryl, C<sub>1</sub>-C<sub>6</sub> alkyl, and heteroaryl are optionally substituted with one substituent selected from: C<sub>3</sub>-C<sub>7</sub> cycloalkyl, C<sub>1</sub>-C<sub>6</sub> alkoxy, halogen, and hydroxyl.

17. One or more known pharmaceutical agents selected from: analgesic agents, antidiabetic agents, osteoarthritis agents, and anticancer agents for use in a method for the treatment of pain in an individual in need thereof, said method comprises administering to said individual one or more known pharmaceutical agents selected from: analgesic agents, antidiabetic agents, osteoarthritis agents, and anticancer agents and a compound selected from compounds of Formula **Ia** and pharmaceutically acceptable salts, solvates, hydrates, and *N*-oxides thereof:



**Ia**

wherein:

R<sup>1</sup>, R<sup>2</sup>, R<sup>3</sup>, R<sup>4</sup>, R<sup>5</sup>, and R<sup>6</sup> are each independently selected from: H and C<sub>1</sub>-C<sub>6</sub> alkyl;

X is NR<sup>7</sup> and Y is CC(O)N(R<sup>8</sup>)R<sup>9</sup>; or

X is CC(O)N(R<sup>8</sup>)R<sup>9</sup> and Y is NR<sup>7</sup>;

R<sup>7</sup> is -R<sup>10</sup>-R<sup>11</sup>-R<sup>12</sup>-R<sup>13</sup>; wherein:

R<sup>10</sup> is selected from: C<sub>1</sub>-C<sub>6</sub> alkylene, heteroarylene, and heterocyclylene; or R<sup>10</sup> is absent;

R<sup>11</sup> is selected from: -C(O)NH- and C<sub>1</sub>-C<sub>6</sub> alkylene; or R<sup>11</sup> is absent;

R<sup>12</sup> is C<sub>1</sub>-C<sub>6</sub> alkylene; or R<sup>12</sup> is absent; and



$R^{13}$  is selected from:  $C_1$ - $C_6$  alkyl, aryl,  $C_3$ - $C_7$  cycloalkyl, heteroaryl, heterocyclyl, and hydroxyl; wherein said  $C_1$ - $C_6$  alkyl, aryl, and heteroaryl are each optionally substituted with one or two substituents selected from:  $C_1$ - $C_6$  alkoxy,  $C_1$ - $C_6$  alkyl,  $C_1$ - $C_6$  alkylamino,  $C_1$ - $C_6$  alkylsulfonyl, amino,  $C_3$ - $C_7$  cycloalkyl, cyano,  $C_2$ - $C_8$  dialkylamino,  $C_1$ - $C_6$  haloalkyl, halogen, and hydroxyl;

$R^8$  is  $-R^{14}-R^{15}-R^{16}-R^{17}$ ; wherein:

$R^{14}$  is selected from:  $C_1$ - $C_6$  alkylene,  $C_3$ - $C_7$  cycloalkenylene,  $C_3$ - $C_7$  cycloalkylene, heteroarylene, and heterocyclylene; wherein said  $C_1$ - $C_6$  alkylene and heterocyclylene are each optionally substituted with one or more substituents selected from:  $C_1$ - $C_6$  alkoxycarbonyl,  $C_1$ - $C_6$  alkyl,  $C_3$ - $C_7$  cycloalkyl, aryl, carboxy, heteroaryl, heterocyclyl, and hydroxyl; wherein said  $C_1$ - $C_6$  alkyl and aryl are optionally substituted with one substituent selected from:  $C_1$ - $C_6$  alkoxy, aryl, halogen, heteroaryl, and hydroxyl; or  $R^{14}$  is absent;

$R^{15}$  is selected from:  $-C(O)NH-$ ,  $-C(O)-$ ,  $-C(O)O-$ ,  $C_1$ - $C_6$  alkylene,  $C_3$ - $C_7$  cycloalkylene, heteroarylene, and heterocyclylene; wherein said heterocyclylene is optionally substituted with  $C_1$ - $C_6$  alkyl; or  $R^{15}$  is absent;

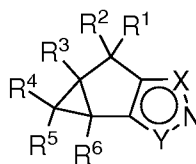
$R^{16}$  is  $C_1$ - $C_6$  alkylene; or  $R^{16}$  is absent; and

$R^{17}$  is selected from: H,  $C_1$ - $C_6$  alkoxy,  $C_1$ - $C_6$  alkyl,  $C_1$ - $C_6$  alkylamino,  $C_1$ - $C_6$  alkylcarboxamide,  $C_2$ - $C_6$  alkynyl, ureyl, amino, aryl, arylamino, arylcarbonyl, aryloxy, carbo- $C_1$ - $C_6$ -alkoxy, carboxamide, carboxy, cyano,  $C_3$ - $C_7$  cycloalkyl,  $C_5$ - $C_{11}$  bicycloalkyl,  $C_3$ - $C_7$  cycloalkylamino,  $C_2$ - $C_8$  dialkylamino,  $C_2$ - $C_8$  dialkylsulfonamide,  $C_1$ - $C_6$  haloalkyl, heteroaryl, heteroaryloxy, heterobicyclyl, heterocyclyl, hydroxyl, and phosphonooxy; wherein said  $C_1$ - $C_6$  alkylamino, amino, aryl, arylamino, aryloxy,  $C_5$ - $C_{11}$  bicycloalkyl,  $C_3$ - $C_7$  cycloalkyl,  $C_3$ - $C_7$  cycloalkylamino, heteroaryl, heterobicyclyl, heterocyclyl, and ureyl are each optionally substituted with one or more substituents selected from:  $C_1$ - $C_6$  alkoxy,  $C_1$ - $C_6$  alkoxycarbonyl,  $C_1$ - $C_6$  alkyl,  $C_1$ - $C_6$  alkylsulfonyl, amino, aryl, carboxy, cyano,  $C_3$ - $C_7$  cycloalkyl,  $C_2$ - $C_8$  dialkylamino,  $C_1$ - $C_6$  haloalkoxy,  $C_1$ - $C_6$  haloalkyl, halogen, heteroaryl, heterocyclyl, and hydroxyl; and

$R^9$  is selected from: H,  $C_1$ - $C_6$  alkyl, and  $C_3$ - $C_7$  cycloalkyl; or

$R^8$  and  $R^9$  together with the nitrogen atom to which they are both bonded form a group selected from: heterocyclyl and heterobicyclyl, each optionally substituted with one or more substituents selected from: Carbo- $C_1$ - $C_6$ -alkoxy,  $C_1$ - $C_6$  alkoxy,  $C_1$ - $C_6$  alkyl, aryl, carbo- $C_1$ - $C_6$ -alkoxy,  $C_1$ - $C_6$  haloalkyl, halogen, heteroaryl, heteroaryloxy, heterocyclyl, and hydroxyl; wherein said aryl,  $C_1$ - $C_6$  alkyl, and heteroaryl are optionally substituted with one substituent selected from:  $C_3$ - $C_7$  cycloalkyl,  $C_1$ - $C_6$  alkoxy, halogen, and hydroxyl.

18. One or more known pharmaceutical agents selected from: analgesic agents, antidiabetic agents, osteoarthritis agents, and anticancer agents for use in a method for the treatment of pain in an individual in need thereof, said method comprises prescribing to said individual one or more known pharmaceutical agents selected from: analgesic agents, antidiabetic agents, osteoarthritis agents, and anticancer agents and a compound selected from compounds of Formula **Ia** and pharmaceutically acceptable salts, solvates, hydrates, and *N*-oxides thereof:

**Ia**

wherein:

- 10  $R^1$ ,  $R^2$ ,  $R^3$ ,  $R^4$ ,  $R^5$ , and  $R^6$  are each independently selected from: H and  $C_1$ - $C_6$  alkyl;
- X is  $NR^7$  and Y is  $CC(O)N(R^8)R^9$ ; or  
 X is  $CC(O)N(R^8)R^9$  and Y is  $NR^7$ ;  
 $R^7$  is  $-R^{10}-R^{11}-R^{12}-R^{13}$ ; wherein:
- 15  $R^{10}$  is selected from:  $C_1$ - $C_6$  alkylene, heteroarylene, and heterocyclylene; or  $R^{10}$  is absent;
- $R^{11}$  is selected from:  $-C(O)NH-$  and  $C_1$ - $C_6$  alkylene; or  $R^{11}$  is absent;
- $R^{12}$  is  $C_1$ - $C_6$  alkylene; or  $R^{12}$  is absent; and
- $R^{13}$  is selected from:  $C_1$ - $C_6$  alkyl, aryl,  $C_3$ - $C_7$  cycloalkyl, heteroaryl, heterocyclyl, and hydroxyl; wherein said  $C_1$ - $C_6$  alkyl, aryl, and heteroaryl are each
- 20 optionally substituted with one or two substituents selected from:  $C_1$ - $C_6$  alkoxy,  $C_1$ - $C_6$  alkyl,  $C_1$ - $C_6$  alkylamino,  $C_1$ - $C_6$  alkylsulfonyl, amino,  $C_3$ - $C_7$  cycloalkyl, cyano,  $C_2$ - $C_8$  dialkylamino,  $C_1$ - $C_6$  haloalkyl, halogen, and hydroxyl;
- $R^8$  is  $-R^{14}-R^{15}-R^{16}-R^{17}$ ; wherein:
- 25  $R^{14}$  is selected from:  $C_1$ - $C_6$  alkylene,  $C_3$ - $C_7$  cycloalkenylene,  $C_3$ - $C_7$  cycloalkylene, heteroarylene, and heterocyclylene; wherein said  $C_1$ - $C_6$  alkylene and heterocyclylene are each optionally substituted with one or more substituents selected from:  $C_1$ - $C_6$  alkoxycarbonyl,  $C_1$ - $C_6$  alkyl,  $C_3$ - $C_7$  cycloalkyl, aryl, carboxy, heteroaryl, heterocyclyl, and hydroxyl; wherein said  $C_1$ - $C_6$  alkyl and aryl are optionally substituted
- 30 with one substituent selected from:  $C_1$ - $C_6$  alkoxy, aryl, halogen, heteroaryl, and hydroxyl; or  $R^{14}$  is absent;

$R^{15}$  is selected from:  $-C(O)NH-$ ,  $-C(O)-$ ,  $-C(O)O-$ ,  $C_1-C_6$  alkylene,  $C_3-C_7$  cycloalkylene, heteroarylene, and heterocyclylene; wherein said heterocyclylene is optionally substituted with  $C_1-C_6$  alkyl; or  $R^{15}$  is absent;

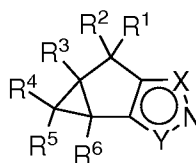
$R^{16}$  is  $C_1-C_6$  alkylene; or  $R^{16}$  is absent; and

5  $R^{17}$  is selected from: H,  $C_1-C_6$  alkoxy,  $C_1-C_6$  alkyl,  $C_1-C_6$  alkylamino,  $C_1-C_6$  alkylcarboxamide,  $C_2-C_6$  alkynyl, ureyl, amino, aryl, arylamino, arylcarbonyl, aryloxy, carbo- $C_1-C_6$ -alkoxy, carboxamide, carboxy, cyano,  $C_3-C_7$  cycloalkyl,  $C_5-C_{11}$  bicycloalkyl,  $C_3-C_7$  cycloalkylamino,  $C_2-C_8$  dialkylamino,  $C_2-C_8$  dialkylsulfonamide,  $C_1-C_6$  haloalkyl, heteroaryl, heteroaryloxy, heterobicycyl, heterocyclyl, hydroxyl, and  
 10 phosphonooxy; wherein said  $C_1-C_6$  alkylamino, amino, aryl, arylamino, aryloxy,  $C_5-C_{11}$  bicycloalkyl,  $C_3-C_7$  cycloalkyl,  $C_3-C_7$  cycloalkylamino, heteroaryl, heterobicycyl, heterocyclyl, and ureyl are each optionally substituted with one or more substituents selected from:  $C_1-C_6$  alkoxy,  $C_1-C_6$  alkoxycarbonyl,  $C_1-C_6$  alkyl,  $C_1-C_6$  alkylsulfonyl, amino, aryl, carboxy, cyano,  $C_3-C_7$  cycloalkyl,  $C_2-C_8$  dialkylamino,  $C_1-C_6$  haloalkoxy,  
 15  $C_1-C_6$  haloalkyl, halogen, heteroaryl, heterocyclyl, and hydroxyl; and

$R^9$  is selected from: H,  $C_1-C_6$  alkyl, and  $C_3-C_7$  cycloalkyl; or

$R^8$  and  $R^9$  together with the nitrogen atom to which they are both bonded form a group selected from: heterocyclyl and heterobicycyl, each optionally substituted with one or more substituents selected from: Carbo- $C_1-C_6$ -alkoxy,  $C_1-C_6$  alkoxy,  $C_1-C_6$  alkyl, aryl, carbo- $C_1-C_6$ -alkoxy,  $C_1-C_6$  haloalkyl, halogen, heteroaryl, heteroaryloxy, heterocyclyl, and hydroxyl; wherein said aryl,  $C_1-C_6$  alkyl, and heteroaryl are optionally substituted with one substituent selected from:  $C_3-C_7$  cycloalkyl,  $C_1-C_6$  alkoxy, halogen, and hydroxyl.

25 19. A pharmaceutical product selected from: a pharmaceutical composition, a formulation, a dosage form, a combined preparation, a twin pack, and a kit; comprising a compound selected from compounds of Formula **Ia** and pharmaceutically acceptable salts, solvates, hydrates, and *N*-oxides thereof:



**Ia**

30 wherein:

$R^1$ ,  $R^2$ ,  $R^3$ ,  $R^4$ ,  $R^5$ , and  $R^6$  are each independently selected from: H and  $C_1-C_6$  alkyl;

X is  $NR^7$  and Y is  $CC(O)N(R^8)R^9$ ; or

X is  $\text{CC}(\text{O})\text{N}(\text{R}^8)\text{R}^9$  and Y is  $\text{NR}^7$ ;

$\text{R}^7$  is  $-\text{R}^{10}-\text{R}^{11}-\text{R}^{12}-\text{R}^{13}$ ; wherein:

$\text{R}^{10}$  is selected from:  $\text{C}_1$ - $\text{C}_6$  alkylene, heteroarylene, and heterocyclylene; or  $\text{R}^{10}$  is absent;

5  $\text{R}^{11}$  is selected from:  $-\text{C}(\text{O})\text{NH}-$  and  $\text{C}_1$ - $\text{C}_6$  alkylene; or  $\text{R}^{11}$  is absent;

$\text{R}^{12}$  is  $\text{C}_1$ - $\text{C}_6$  alkylene; or  $\text{R}^{12}$  is absent; and

$\text{R}^{13}$  is selected from:  $\text{C}_1$ - $\text{C}_6$  alkyl, aryl,  $\text{C}_3$ - $\text{C}_7$  cycloalkyl, heteroaryl, heterocyclyl, and hydroxyl; wherein said  $\text{C}_1$ - $\text{C}_6$  alkyl, aryl, and heteroaryl are each optionally substituted with one or two substituents selected from:  $\text{C}_1$ - $\text{C}_6$  alkoxy,  $\text{C}_1$ - $\text{C}_6$  alkyl,  $\text{C}_1$ - $\text{C}_6$  alkylamino,  $\text{C}_1$ - $\text{C}_6$  alkylsulfonyl, amino,  $\text{C}_3$ - $\text{C}_7$  cycloalkyl, cyano,  $\text{C}_2$ - $\text{C}_8$  dialkylamino,  $\text{C}_1$ - $\text{C}_6$  haloalkyl, halogen, and hydroxyl;

10  $\text{R}^8$  is  $-\text{R}^{14}-\text{R}^{15}-\text{R}^{16}-\text{R}^{17}$ ; wherein:

$\text{R}^{14}$  is selected from:  $\text{C}_1$ - $\text{C}_6$  alkylene,  $\text{C}_3$ - $\text{C}_7$  cycloalkenylene,  $\text{C}_3$ - $\text{C}_7$  cycloalkylene, heteroarylene, and heterocyclylene; wherein said  $\text{C}_1$ - $\text{C}_6$  alkylene and heterocyclylene are each optionally substituted with one or more substituents selected from:  $\text{C}_1$ - $\text{C}_6$  alkoxy,  $\text{C}_1$ - $\text{C}_6$  alkyl,  $\text{C}_3$ - $\text{C}_7$  cycloalkyl, aryl, carboxy, heteroaryl, heterocyclyl, and hydroxyl; wherein said  $\text{C}_1$ - $\text{C}_6$  alkyl and aryl are optionally substituted with one substituent selected from:  $\text{C}_1$ - $\text{C}_6$  alkoxy, aryl, halogen, heteroaryl, and hydroxyl; or  $\text{R}^{14}$  is absent;

20  $\text{R}^{15}$  is selected from:  $-\text{C}(\text{O})\text{NH}-$ ,  $-\text{C}(\text{O})-$ ,  $-\text{C}(\text{O})\text{O}-$ ,  $\text{C}_1$ - $\text{C}_6$  alkylene,  $\text{C}_3$ - $\text{C}_7$  cycloalkylene, heteroarylene, and heterocyclylene; wherein said heterocyclylene is optionally substituted with  $\text{C}_1$ - $\text{C}_6$  alkyl; or  $\text{R}^{15}$  is absent;

$\text{R}^{16}$  is  $\text{C}_1$ - $\text{C}_6$  alkylene; or  $\text{R}^{16}$  is absent; and

25  $\text{R}^{17}$  is selected from: H,  $\text{C}_1$ - $\text{C}_6$  alkoxy,  $\text{C}_1$ - $\text{C}_6$  alkyl,  $\text{C}_1$ - $\text{C}_6$  alkylamino,  $\text{C}_1$ - $\text{C}_6$  alkylcarboxamide,  $\text{C}_2$ - $\text{C}_6$  alkynyl, ureyl, amino, aryl, arylamino, arylcarbonyl, aryloxy, carbo- $\text{C}_1$ - $\text{C}_6$ -alkoxy, carboxamide, carboxy, cyano,  $\text{C}_3$ - $\text{C}_7$  cycloalkyl,  $\text{C}_5$ - $\text{C}_{11}$  bicycloalkyl,  $\text{C}_3$ - $\text{C}_7$  cycloalkylamino,  $\text{C}_2$ - $\text{C}_8$  dialkylamino,  $\text{C}_2$ - $\text{C}_8$  dialkylsulfonamide,  $\text{C}_1$ - $\text{C}_6$  haloalkyl, heteroaryl, heteroaryloxy, heterobicyclyl, heterocyclyl, hydroxyl, and phosphonooxy; wherein said  $\text{C}_1$ - $\text{C}_6$  alkylamino, amino, aryl, arylamino, aryloxy,  $\text{C}_5$ - $\text{C}_{11}$  bicycloalkyl,  $\text{C}_3$ - $\text{C}_7$  cycloalkyl,  $\text{C}_3$ - $\text{C}_7$  cycloalkylamino, heteroaryl, heterobicyclyl, heterocyclyl, and ureyl are each optionally substituted with one or more substituents selected from:  $\text{C}_1$ - $\text{C}_6$  alkoxy,  $\text{C}_1$ - $\text{C}_6$  alkoxy,  $\text{C}_1$ - $\text{C}_6$  alkyl,  $\text{C}_1$ - $\text{C}_6$  alkylsulfonyl, amino, aryl, carboxy, cyano,  $\text{C}_3$ - $\text{C}_7$  cycloalkyl,  $\text{C}_2$ - $\text{C}_8$  dialkylamino,  $\text{C}_1$ - $\text{C}_6$  haloalkoxy,  $\text{C}_1$ - $\text{C}_6$  haloalkyl, halogen, heteroaryl, heterocyclyl, and hydroxyl; and

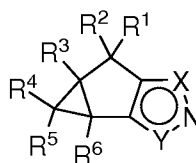
35  $\text{R}^9$  is selected from: H,  $\text{C}_1$ - $\text{C}_6$  alkyl, and  $\text{C}_3$ - $\text{C}_7$  cycloalkyl; or

$\text{R}^8$  and  $\text{R}^9$  together with the nitrogen atom to which they are both bonded form a group selected from: heterocyclyl and heterobicyclyl, each optionally substituted with

one or more substituents selected from: Carbo-C<sub>1</sub>-C<sub>6</sub>-alkoxy, C<sub>1</sub>-C<sub>6</sub> alkoxy, C<sub>1</sub>-C<sub>6</sub> alkyl, aryl, carbo-C<sub>1</sub>-C<sub>6</sub>-alkoxy, C<sub>1</sub>-C<sub>6</sub> haloalkyl, halogen, heteroaryl, heteroaryloxy, heterocyclyl, and hydroxyl; wherein said aryl, C<sub>1</sub>-C<sub>6</sub> alkyl, and heteroaryl are optionally substituted with one substituent selected from: C<sub>3</sub>-C<sub>7</sub> cycloalkyl, C<sub>1</sub>-C<sub>6</sub> alkoxy, halogen, and hydroxyl,

and one or more known pharmaceutical agents selected from: analgesic agents, antidiabetic agents, osteoarthritis agents, and anticancer agents; for treating pain in an individual.

20. The pharmaceutical product according to claim 19, wherein said pharmaceutical product comprises a pharmaceutical composition.
21. The pharmaceutical product according to claim 19, wherein said pharmaceutical product comprises a formulation.
22. The pharmaceutical product according to claim 19, wherein said pharmaceutical product comprises a dosage form.
23. The pharmaceutical product according to claim 19, wherein said pharmaceutical product comprises a combined preparation.
24. The pharmaceutical product according to claim 19, wherein said pharmaceutical product comprises a twin pack.
25. The pharmaceutical product according to claim 19, wherein said pharmaceutical product comprises a kit.
26. The pharmaceutical product according to claim 25, wherein said kit comprises a first package comprising a compound selected from compounds of Formula **Ia** and pharmaceutically acceptable salts, solvates, hydrates, and *N*-oxides thereof:



**Ia**

wherein:

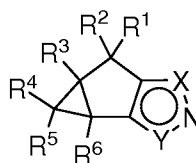
- $R^1$ ,  $R^2$ ,  $R^3$ ,  $R^4$ ,  $R^5$ , and  $R^6$  are each independently selected from: H and C<sub>1</sub>-C<sub>6</sub> alkyl;
- X is NR<sup>7</sup> and Y is CC(O)N(R<sup>8</sup>)R<sup>9</sup>; or  
X is CC(O)N(R<sup>8</sup>)R<sup>9</sup> and Y is NR<sup>7</sup>;
- 5  $R^7$  is -R<sup>10</sup>-R<sup>11</sup>-R<sup>12</sup>-R<sup>13</sup>; wherein:  
 $R^{10}$  is selected from: C<sub>1</sub>-C<sub>6</sub> alkylene, heteroarylene, and heterocyclylene; or  $R^{10}$  is absent;
- $R^{11}$  is selected from: -C(O)NH- and C<sub>1</sub>-C<sub>6</sub> alkylene; or  $R^{11}$  is absent;  
 $R^{12}$  is C<sub>1</sub>-C<sub>6</sub> alkylene; or  $R^{12}$  is absent; and
- 10  $R^{13}$  is selected from: C<sub>1</sub>-C<sub>6</sub> alkyl, aryl, C<sub>3</sub>-C<sub>7</sub> cycloalkyl, heteroaryl, heterocyclyl, and hydroxyl; wherein said C<sub>1</sub>-C<sub>6</sub> alkyl, aryl, and heteroaryl are each optionally substituted with one or two substituents selected from: C<sub>1</sub>-C<sub>6</sub> alkoxy, C<sub>1</sub>-C<sub>6</sub> alkyl, C<sub>1</sub>-C<sub>6</sub> alkylamino, C<sub>1</sub>-C<sub>6</sub> alkylsulfonyl, amino, C<sub>3</sub>-C<sub>7</sub> cycloalkyl, cyano, C<sub>2</sub>-C<sub>8</sub> dialkylamino, C<sub>1</sub>-C<sub>6</sub> haloalkyl, halogen, and hydroxyl;
- 15  $R^8$  is -R<sup>14</sup>-R<sup>15</sup>-R<sup>16</sup>-R<sup>17</sup>; wherein:  
 $R^{14}$  is selected from: C<sub>1</sub>-C<sub>6</sub> alkylene, C<sub>3</sub>-C<sub>7</sub> cycloalkenylene, C<sub>3</sub>-C<sub>7</sub> cycloalkylene, heteroarylene, and heterocyclylene; wherein said C<sub>1</sub>-C<sub>6</sub> alkylene and heterocyclylene are each optionally substituted with one or more substituents selected from: C<sub>1</sub>-C<sub>6</sub> alkoxy, C<sub>1</sub>-C<sub>6</sub> alkyl, C<sub>3</sub>-C<sub>7</sub> cycloalkyl, aryl, carboxy, heteroaryl, heterocyclyl, and hydroxyl; wherein said C<sub>1</sub>-C<sub>6</sub> alkyl and aryl are optionally substituted with one substituent selected from: C<sub>1</sub>-C<sub>6</sub> alkoxy, aryl, halogen, heteroaryl, and hydroxyl; or  $R^{14}$  is absent;
- 20  $R^{15}$  is selected from: -C(O)NH-, -C(O)-, -C(O)O-, C<sub>1</sub>-C<sub>6</sub> alkylene, C<sub>3</sub>-C<sub>7</sub> cycloalkylene, heteroarylene, and heterocyclylene; wherein said heterocyclylene is optionally substituted with C<sub>1</sub>-C<sub>6</sub> alkyl; or  $R^{15}$  is absent;
- 25  $R^{16}$  is C<sub>1</sub>-C<sub>6</sub> alkylene; or  $R^{16}$  is absent; and  
 $R^{17}$  is selected from: H, C<sub>1</sub>-C<sub>6</sub> alkoxy, C<sub>1</sub>-C<sub>6</sub> alkyl, C<sub>1</sub>-C<sub>6</sub> alkylamino, C<sub>1</sub>-C<sub>6</sub> alkylcarboxamide, C<sub>2</sub>-C<sub>6</sub> alkynyl, ureyl, amino, aryl, arylamino, arylcarbonyl, aryloxy, carbo-C<sub>1</sub>-C<sub>6</sub>-alkoxy, carboxamide, carboxy, cyano, C<sub>3</sub>-C<sub>7</sub> cycloalkyl, C<sub>5</sub>-C<sub>11</sub> bicycloalkyl, C<sub>3</sub>-C<sub>7</sub> cycloalkylamino, C<sub>2</sub>-C<sub>8</sub> dialkylamino, C<sub>2</sub>-C<sub>8</sub> dialkylsulfonamide, C<sub>1</sub>-C<sub>6</sub> haloalkyl, heteroaryl, heteroaryloxy, heterobicyclyl, heterocyclyl, hydroxyl, and phosphonooxy; wherein said C<sub>1</sub>-C<sub>6</sub> alkylamino, amino, aryl, arylamino, aryloxy, C<sub>5</sub>-C<sub>11</sub> bicycloalkyl, C<sub>3</sub>-C<sub>7</sub> cycloalkyl, C<sub>3</sub>-C<sub>7</sub> cycloalkylamino, heteroaryl, heterobicyclyl, heterocyclyl, and ureyl are each optionally substituted with one or more substituents
- 30 selected from: C<sub>1</sub>-C<sub>6</sub> alkoxy, C<sub>1</sub>-C<sub>6</sub> alkoxy, C<sub>1</sub>-C<sub>6</sub> alkyl, C<sub>1</sub>-C<sub>6</sub> alkylsulfonyl, amino, aryl, carboxy, cyano, C<sub>3</sub>-C<sub>7</sub> cycloalkyl, C<sub>2</sub>-C<sub>8</sub> dialkylamino, C<sub>1</sub>-C<sub>6</sub> haloalkoxy, C<sub>1</sub>-C<sub>6</sub> haloalkyl, halogen, heteroaryl, heterocyclyl, and hydroxyl; and
- 35

$R^9$  is selected from: H,  $C_1$ - $C_6$  alkyl, and  $C_3$ - $C_7$  cycloalkyl; or

$R^8$  and  $R^9$  together with the nitrogen atom to which they are both bonded form a group selected from: heterocyclyl and heterobicyclyl, each optionally substituted with one or more substituents selected from: Carbo- $C_1$ - $C_6$ -alkoxy,  $C_1$ - $C_6$  alkoxy,  $C_1$ - $C_6$  alkyl, aryl, carbo- $C_1$ - $C_6$ -alkoxy,  $C_1$ - $C_6$  haloalkyl, halogen, heteroaryl, heteroaryloxy, heterocyclyl, and hydroxyl; wherein said aryl,  $C_1$ - $C_6$  alkyl, and heteroaryl are optionally substituted with one substituent selected from:  $C_3$ - $C_7$  cycloalkyl,  $C_1$ - $C_6$  alkoxy, halogen, and hydroxyl,

or a pharmaceutical composition thereof, and a second package comprising one or more known pharmaceutical agents selected from: analgesic agents, antidiabetic agents, osteoarthritis agents, and anticancer agents or a pharmaceutical composition thereof.

27. Use of a compound selected from compounds of Formula **Ia** and pharmaceutically acceptable salts, solvates, hydrates, and *N*-oxides thereof:



**Ia**

wherein:

$R^1$ ,  $R^2$ ,  $R^3$ ,  $R^4$ ,  $R^5$ , and  $R^6$  are each independently selected from: H and  $C_1$ - $C_6$  alkyl;

X is  $NR^7$  and Y is  $CC(O)N(R^8)R^9$ ; or

X is  $CC(O)N(R^8)R^9$  and Y is  $NR^7$ ;

$R^7$  is  $-R^{10}-R^{11}-R^{12}-R^{13}$ ; wherein:

$R^{10}$  is selected from:  $C_1$ - $C_6$  alkylene, heteroarylene, and heterocyclylene; or  $R^{10}$  is absent;

$R^{11}$  is selected from:  $-C(O)NH-$  and  $C_1$ - $C_6$  alkylene; or  $R^{11}$  is absent;

$R^{12}$  is  $C_1$ - $C_6$  alkylene; or  $R^{12}$  is absent; and

$R^{13}$  is selected from:  $C_1$ - $C_6$  alkyl, aryl,  $C_3$ - $C_7$  cycloalkyl, heteroaryl, heterocyclyl, and hydroxyl; wherein said  $C_1$ - $C_6$  alkyl, aryl, and heteroaryl are each optionally substituted with one or two substituents selected from:  $C_1$ - $C_6$  alkoxy,  $C_1$ - $C_6$  alkyl,  $C_1$ - $C_6$  alkylamino,  $C_1$ - $C_6$  alkylsulfonyl, amino,  $C_3$ - $C_7$  cycloalkyl, cyano,  $C_2$ - $C_8$  dialkylamino,  $C_1$ - $C_6$  haloalkyl, halogen, and hydroxyl;

$R^8$  is  $-R^{14}-R^{15}-R^{16}-R^{17}$ ; wherein:

$R^{14}$  is selected from:  $C_1$ - $C_6$  alkylene,  $C_3$ - $C_7$  cycloalkenylene,  $C_3$ - $C_7$  cycloalkylene, heteroarylene, and heterocyclylene; wherein said  $C_1$ - $C_6$  alkylene and heterocyclylene are each optionally substituted with one or more substituents selected from:  $C_1$ - $C_6$  alkoxycarbonyl,  $C_1$ - $C_6$  alkyl,  $C_3$ - $C_7$  cycloalkyl, aryl, carboxy, heteroaryl, heterocyclyl, and hydroxyl; wherein said  $C_1$ - $C_6$  alkyl and aryl are optionally substituted with one substituent selected from:  $C_1$ - $C_6$  alkoxy, aryl, halogen, heteroaryl, and hydroxyl; or  $R^{14}$  is absent;

$R^{15}$  is selected from:  $-C(O)NH-$ ,  $-C(O)-$ ,  $-C(O)O-$ ,  $C_1$ - $C_6$  alkylene,  $C_3$ - $C_7$  cycloalkylene, heteroarylene, and heterocyclylene; wherein said heterocyclylene is optionally substituted with  $C_1$ - $C_6$  alkyl; or  $R^{15}$  is absent;

$R^{16}$  is  $C_1$ - $C_6$  alkylene; or  $R^{16}$  is absent; and

$R^{17}$  is selected from: H,  $C_1$ - $C_6$  alkoxy,  $C_1$ - $C_6$  alkyl,  $C_1$ - $C_6$  alkylamino,  $C_1$ - $C_6$  alkylcarboxamide,  $C_2$ - $C_6$  alkynyl, ureyl, amino, aryl, arylamino, arylcarbonyl, aryloxy, carbo- $C_1$ - $C_6$ -alkoxy, carboxamide, carboxy, cyano,  $C_3$ - $C_7$  cycloalkyl,  $C_5$ - $C_{11}$  bicycloalkyl,  $C_3$ - $C_7$  cycloalkylamino,  $C_2$ - $C_8$  dialkylamino,  $C_2$ - $C_8$  dialkylsulfonamide,  $C_1$ - $C_6$  haloalkyl, heteroaryl, heteroaryloxy, heterobicycyl, heterocyclyl, hydroxyl, and phosphonooxy; wherein said  $C_1$ - $C_6$  alkylamino, amino, aryl, arylamino, aryloxy,  $C_5$ - $C_{11}$  bicycloalkyl,  $C_3$ - $C_7$  cycloalkyl,  $C_3$ - $C_7$  cycloalkylamino, heteroaryl, heterobicycyl, heterocyclyl, and ureyl are each optionally substituted with one or more substituents selected from:  $C_1$ - $C_6$  alkoxy,  $C_1$ - $C_6$  alkoxycarbonyl,  $C_1$ - $C_6$  alkyl,  $C_1$ - $C_6$  alkylsulfonyl, amino, aryl, carboxy, cyano,  $C_3$ - $C_7$  cycloalkyl,  $C_2$ - $C_8$  dialkylamino,  $C_1$ - $C_6$  haloalkoxy,  $C_1$ - $C_6$  haloalkyl, halogen, heteroaryl, heterocyclyl, and hydroxyl; and

$R^9$  is selected from: H,  $C_1$ - $C_6$  alkyl, and  $C_3$ - $C_7$  cycloalkyl; or

$R^8$  and  $R^9$  together with the nitrogen atom to which they are both bonded form a group selected from: heterocyclyl and heterobicycyl, each optionally substituted with one or more substituents selected from: Carbo- $C_1$ - $C_6$ -alkoxy,  $C_1$ - $C_6$  alkoxy,  $C_1$ - $C_6$  alkyl, aryl, carbo- $C_1$ - $C_6$ -alkoxy,  $C_1$ - $C_6$  haloalkyl, halogen, heteroaryl, heteroaryloxy, heterocyclyl, and hydroxyl; wherein said aryl,  $C_1$ - $C_6$  alkyl, and heteroaryl are optionally substituted with one substituent selected from:  $C_3$ - $C_7$  cycloalkyl,  $C_1$ - $C_6$  alkoxy, halogen, and hydroxyl,

and one or more known pharmaceutical agents selected from: analgesic agents, antidiabetic agents, osteoarthritis agents, and anticancer agents in the manufacture of a medicament for treating pain in an individual.

28. The composition according to claim 1, 2, 4 or 6, the method according to any one of claims 3, 5, and 7 to 12, the compound according to any one of claims 13 to 15, the one or more known pharmaceutical agents according to any one of claims 16 to 18, the



- pharmaceutical product according to any one of claims 19 to 26, or the use according to claim 27, wherein the amount of the compound selected from compounds of Formula **Ia** and pharmaceutically acceptable salts, solvates, hydrates, and *N*-oxides thereof alone and the amount of the one or more known pharmaceutical agents alone are therapeutically ineffective.
29. The composition according to claim 1, 2, 4 or 6, the method according to any one of claims 3, 5, and 7 to 12, the compound according to any one of claims 13 to 15, the one or more known pharmaceutical agents according to any one of claims 16 to 18, the pharmaceutical product according to any one of claims 19 to 26, or the use according to claim 27, wherein the compound selected from compounds of Formula **Ia** and pharmaceutically acceptable salts, solvates, hydrates, and *N*-oxides thereof and the one or more known pharmaceutical agents are admixed with a pharmaceutically acceptable carrier.
30. The method according to any one of claims 7 to 12, the compound according to claim 14 or 15, the one or more known pharmaceutical agents according to claim 17 or 18, the pharmaceutical product according to any one of claims 18 to 26, or the use according to claim 27, wherein the individual is a human.
31. The composition according to claim 1, 2, 4 or 6, the method according to any one of claims 3, 5, and 7 to 12, the compound according to any one of claims 13 to 15, the one or more known pharmaceutical agents according to any one of claims 16 to 18, the pharmaceutical product according to any one of claims 18 to 26, or the use according to claim 27, wherein the compound selected from compounds of Formula **Ia** and pharmaceutically acceptable salts, solvates, hydrates, and *N*-oxides thereof and the one or more known pharmaceutical agents are each admixed with a different pharmaceutically acceptable carrier.
32. The method according to any one of claims 3, 5, and 7 to 12, the compound according to claim 14 or 15, the one or more known pharmaceutical agents according to claim 17 or 18, the pharmaceutical product according to any one of claims 18 to 26, or the use according to claim 27, wherein the pain is chosen from: bone and joint pain, pain associated with osteoarthritis, hyperalgesia, allodynia, inflammatory pain, inflammatory hyperalgesia, neuropathic pain, neuropathic hyperalgesia, acute nociception, muscle pain, dental pain, migraine and other headache pain, pain that occurs as an adverse effect of therapeutics in an individual, and pain associated with a disorder selected from:

cancer, multiple sclerosis, allergic reactions, nephritic syndrome, scleroderma, thyroiditis, diabetic neuropathy, fibromyalgia, HIV related-neuropathy, sciatica, and autoimmune conditions.

- 5      33.      The method according to any one of claims 3, 5, and 7 to 12, the compound according to claim 14 or 15, the one or more known pharmaceutical agents according to claim 17 or 18, the pharmaceutical product according to any one of claims 18 to 26, or the use according to claim 27, wherein the pain is mild to moderate pain.
- 10      34.      The method according to any one of claims 3, 5, and 7 to 12, the compound according to claim 14 or 15, the one or more known pharmaceutical agents according to claim 17 or 18, the pharmaceutical product according to any one of claims 18 to 26, or the use according to claim 27, wherein the pain is moderate to moderately severe pain.
- 15      35.      The method according to any one of claims 3, 5, and 7 to 12, the compound according to claim 14 or 15, the one or more known pharmaceutical agents according to claim 17 or 18, the pharmaceutical product according to any one of claims 18 to 26, or the use according to claim 27, wherein the individual has a visual analogue scale pain score of  $\geq$  40 mm.
- 20
36.      The method according to any one of claims 3, 5, and 7 to 12, the compound according to claim 14 or 15, the one or more known pharmaceutical agents according to claim 17 or 18, the pharmaceutical product according to any one of claims 18 to 26, or the use according to claim 27, wherein the individual has a Likert numerical rating scale pain score of  $\geq$  4.
- 25
37.      The method according to any one of claims 3, 5, and 7 to 12, the compound according to claim 14 or 15, the one or more known pharmaceutical agents according to claim 17 or 18, the pharmaceutical product according to any one of claims 18 to 26, or the use according to claim 27, wherein the pain is moderate to severe pain requiring continuous, around-the- clock opioid therapy an extended period of time.
- 30
38.      The method according to any one of claims 3, 5, and 7 to 12, the compound according to claim 14 or 15, the one or more known pharmaceutical agents according to claim 17 or 18, the pharmaceutical product according to any one of claims 18 to 26, or the use according to claim 27, wherein the pain is acute pain.
- 35

39. The method according to any one of claims 3, 5, and 7 to 12, the compound according to claim 14 or 15, the one or more known pharmaceutical agents according to claim 17 or 18, the pharmaceutical product according to any one of claims 18 to 26, or the use according to claim 27, wherein the method is for short-term use (five days or less).

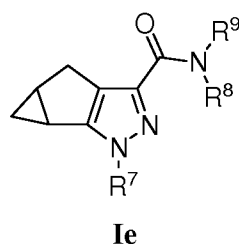
5

40. The method according to any one of claims 3, 5, and 7 to 12, the compound according to claim 14 or 15, the one or more known pharmaceutical agents according to claim 17 or 18, the pharmaceutical product according to any one of claims 18 to 26, or the use according to claim 27, wherein the pain is chronic pain.

10

41. The composition according to claim 1, 2, 4 or 6, the method according to any one of claims 3, 5, and 7 to 12, the compound according to any one of claims 13 to 15, the one or more known pharmaceutical agents according to any one of claims 16 to 18, the pharmaceutical product according to any one of claims 18 to 26, or the use according to claim 27, wherein the compound selected from compounds of Formula **Ia** and pharmaceutically acceptable salts, solvates, hydrates, and *N*-oxides thereof is selected from compounds of Formula **Ie** and pharmaceutically acceptable salts, solvates, hydrates, and *N*-oxides thereof:

15



20

wherein:

$R^7$  is  $-R^{10}-R^{11}-R^{12}-R^{13}$ ; wherein:

$R^{10}$  is selected from:  $C_1-C_6$  alkylene, heteroarylene, and heterocyclylene; or  $R^{10}$  is absent;

$R^{11}$  is selected from:  $-C(O)NH-$  and  $C_1-C_6$  alkylene; or  $R^{11}$  is absent;

25

$R^{12}$  is  $C_1-C_6$  alkylene; or  $R^{12}$  is absent; and

$R^{13}$  is selected from:  $C_1-C_6$  alkyl, aryl,  $C_3-C_7$  cycloalkyl, heteroaryl, heterocyclyl, and hydroxyl; wherein said  $C_1-C_6$  alkyl, aryl, and heteroaryl are each optionally substituted with one or two substituents selected from:  $C_1-C_6$  alkoxy,  $C_1-C_6$  alkyl,  $C_1-C_6$  alkylamino,  $C_1-C_6$  alkylsulfonyl, amino,  $C_3-C_7$  cycloalkyl, cyano,  $C_2-C_8$  dialkylamino,  $C_1-C_6$  haloalkyl, halogen, and hydroxyl;

30

$R^8$  is  $-R^{14}-R^{15}-R^{16}-R^{17}$ ; wherein:

$R^{14}$  is selected from:  $C_1-C_6$  alkylene,  $C_3-C_7$  cycloalkenylene,  $C_3-C_7$  cycloalkylene, heteroarylene, and heterocyclylene; wherein said  $C_1-C_6$  alkylene and

heterocyclylene are each optionally substituted with one or more substituents selected from: C<sub>1</sub>-C<sub>6</sub> alkoxy carbonyl, C<sub>1</sub>-C<sub>6</sub> alkyl, C<sub>3</sub>-C<sub>7</sub> cycloalkyl, aryl, carboxy, heteroaryl, heterocyclyl, and hydroxyl; wherein said C<sub>1</sub>-C<sub>6</sub> alkyl and aryl are optionally substituted with one substituent selected from: C<sub>1</sub>-C<sub>6</sub> alkoxy, aryl, halogen, heteroaryl, and hydroxyl; or R<sup>14</sup> is absent;

R<sup>15</sup> is selected from: -C(O)NH-, -C(O)-, -C(O)O-, C<sub>1</sub>-C<sub>6</sub> alkylene, C<sub>3</sub>-C<sub>7</sub> cycloalkylene, heteroarylene, and heterocyclylene; wherein said heterocyclylene is optionally substituted with C<sub>1</sub>-C<sub>6</sub> alkyl; or R<sup>15</sup> is absent;

R<sup>16</sup> is C<sub>1</sub>-C<sub>6</sub> alkylene; or R<sup>16</sup> is absent; and

R<sup>17</sup> is selected from: H, C<sub>1</sub>-C<sub>6</sub> alkoxy, C<sub>1</sub>-C<sub>6</sub> alkyl, C<sub>1</sub>-C<sub>6</sub> alkylamino, C<sub>1</sub>-C<sub>6</sub> alkylcarboxamide, C<sub>2</sub>-C<sub>6</sub> alkynyl, ureyl, amino, aryl, arylamino, arylcarbonyl, aryloxy, carbo-C<sub>1</sub>-C<sub>6</sub>-alkoxy, carboxamide, carboxy, cyano, C<sub>3</sub>-C<sub>7</sub> cycloalkyl, C<sub>5</sub>-C<sub>11</sub> bicycloalkyl, C<sub>3</sub>-C<sub>7</sub> cycloalkylamino, C<sub>2</sub>-C<sub>8</sub> dialkylamino, C<sub>2</sub>-C<sub>8</sub> dialkylsulfonamide, C<sub>1</sub>-C<sub>6</sub> haloalkyl, heteroaryl, heteroaryloxy, heterobicyclyl, heterocyclyl, hydroxyl, and phosphonooxy; wherein said C<sub>1</sub>-C<sub>6</sub> alkylamino, aryl, arylamino, aryloxy, C<sub>5</sub>-C<sub>11</sub> bicycloalkyl, C<sub>3</sub>-C<sub>7</sub> cycloalkyl, heteroaryl, heterobicyclyl, heterocyclyl, and ureyl are each optionally substituted with one or more substituents selected from: C<sub>1</sub>-C<sub>6</sub> alkoxy, C<sub>1</sub>-C<sub>6</sub> alkoxy carbonyl, C<sub>1</sub>-C<sub>6</sub> alkyl, C<sub>1</sub>-C<sub>6</sub> alkylsulfonyl, amino, aryl, carboxy, cyano, C<sub>3</sub>-C<sub>7</sub> cycloalkyl, C<sub>3</sub>-C<sub>7</sub> cycloalkylamino, C<sub>2</sub>-C<sub>8</sub> dialkylamino, C<sub>1</sub>-C<sub>6</sub> haloalkoxy, C<sub>1</sub>-C<sub>6</sub> haloalkyl, halogen, heteroaryl, heterocyclyl, and hydroxyl; and

R<sup>9</sup> is selected from: H, C<sub>1</sub>-C<sub>6</sub> alkyl, and C<sub>3</sub>-C<sub>7</sub> cycloalkyl; or

R<sup>8</sup> and R<sup>9</sup> together with the nitrogen atom to which they are both bonded form a group selected from: heterocyclyl and heterobicyclyl, each optionally substituted with one or more substituents selected from: carbo-C<sub>1</sub>-C<sub>6</sub>-alkoxy, C<sub>1</sub>-C<sub>6</sub> alkoxy, C<sub>1</sub>-C<sub>6</sub> alkyl, aryl, carbo-C<sub>1</sub>-C<sub>6</sub>-alkoxy, C<sub>1</sub>-C<sub>6</sub> haloalkyl, halogen, heteroaryl, heteroaryloxy, heterocyclyl, and hydroxyl; wherein said aryl, C<sub>1</sub>-C<sub>6</sub> alkyl, and heteroaryl are optionally substituted with one substituent selected from: C<sub>3</sub>-C<sub>7</sub> cycloalkyl, C<sub>1</sub>-C<sub>6</sub> alkoxy, halogen, and hydroxyl.

42. The composition according to claim 1, 2, 4 or 6, the method according to any one of claims 3, 5, and 7 to 12, the compound according to any one of claims 13 to 15, the one or more known pharmaceutical agents according to any one of claims 16 to 18, the pharmaceutical product according to any one of claims 18 to 26, or the use according to claim 27, wherein the compound selected from compounds of Formula **Ia** and pharmaceutically acceptable salts, solvates, hydrates, and *N*-oxides thereof is selected from the following compounds and pharmaceutically acceptable salts, solvates, and hydrates thereof:

**Compound 151:** (1*aR*,5*aR*)-2-(5-Chloro-pyridin-2-yl)-1*a*,2,5,5*a*-tetrahydro-1*H*-2,3-diaza-cyclopropa[*a*]pentalene-4-carboxylic acid (2-hydroxy-1,1-dimethyl-ethyl)-amide;

5       **Compound 174:** (1*aR*,5*aR*)-2-(2,4-Dichloro-phenyl)-1*a*,2,5,5*a*-tetrahydro-1*H*-2,3-diaza-cyclopropa[*a*]pentalene-4-carboxylic acid (1-hydroxymethyl-cyclopropyl)-amide;

**Compound 264:** (1*aR*,5*aR*)-2-(5-Cyano-pyrazin-2-yl)-1*a*,2,5,5*a*-tetrahydro-1*H*-2,3-diaza-cyclopropa[*a*]pentalene-4-carboxylic acid (2-hydroxy-1,1-dimethyl-ethyl)-amide;

10       **Compound 309:** (1*aR*,5*aR*)-2-(5-Fluoro-pyridin-2-yl)-1*a*,2,5,5*a*-tetrahydro-1*H*-2,3-diaza-cyclopropa[*a*]pentalene-4-carboxylic acid (2-hydroxy-1,1-dimethyl-ethyl)-amide;

15       **Compound 493:** (1*aR*,5*aR*)-2-(2,4-Difluoro-phenyl)-1*a*,2,5,5*a*-tetrahydro-1*H*-2,3-diaza-cyclopropa[*a*]pentalene-4-carboxylic acid (2-hydroxy-1,1-dimethyl-ethyl)-amide;

**Compound 515:** 1-(2,4-Difluoro-phenyl)-3*b*,4,4*a*,5-tetrahydro-1*H*-cyclopropa[3,4]cyclopenta[1,2-*c*]pyrazole-3-carboxylic acid (2-hydroxy-1,1-dimethyl-ethyl)-amide;

20       **Compound 593:** (1*aR*,5*aR*)-2-Pyrazin-2-yl-1*a*,2,5,5*a*-tetrahydro-1*H*-2,3-diaza-cyclopropa[*a*]pentalene-4-carboxylic acid *tert*-butylamide;

**Compound 625:** (1*aR*,5*aR*)-2-(4-Chloro-pyridin-2-yl)-1*a*,2,5,5*a*-tetrahydro-1*H*-2,3-diaza-cyclopropa[*a*]pentalene-4-carboxylic acid (cyano-dimethyl-methyl)-amide;

25       **Compound 642:** (1*aR*,5*aR*)-2-Pyrazin-2-yl-1*a*,2,5,5*a*-tetrahydro-1*H*-2,3-diaza-cyclopropa[*a*]pentalene-4-carboxylic acid ((*S*)-1-hydroxymethyl-2,2-dimethyl-propyl)-amide;

**Compound 644:** (1*aR*,5*aR*)-2-(4-Cyano-pyridin-2-yl)-1*a*,2,5,5*a*-tetrahydro-1*H*-2,3-diaza-cyclopropa[*a*]pentalene-4-carboxylic acid (2-hydroxy-1,1-dimethyl-ethyl)-amide;

30       **Compound 646:** Phosphoric acid mono-(2-([(1*aR*,5*aR*)-2-(4-cyano-pyridin-2-yl)-1*a*,2,5,5*a*-tetrahydro-1*H*-2,3-diaza-cyclopropa[*a*]pentalene-4-carbonyl]-amino)-2-methyl-propyl) ester;

**Compound 667:** (1*aR*,5*aR*)-2-Pyrazin-2-yl-1*a*,2,5,5*a*-tetrahydro-1*H*-2,3-diaza-cyclopropa[*a*]pentalene-4-carboxylic acid [2,2-dimethyl-1-((*S*)-methylcarbamoyl)-propyl]-amide;

35       **Compound 683:** Phosphoric acid mono-((*S*)-3,3-dimethyl-2-([(1*aR*,5*aR*)-2-pyrazin-2-yl-1*a*,2,5,5*a*-tetrahydro-1*H*-2,3-diaza-cyclopropa[*a*]pentalene-4-carbonyl]-amino)-butyl) ester;

**Compound 684:** (1*aR*,5*aR*)-2-Pyrazin-2-yl-1*a*,2,5,5*a*-tetrahydro-1*H*-2,3-diaza-cyclopropa[*a*]pentalene-4-carboxylic acid ((*S*)-2-hydroxy-1-tetrahydro-pyran-4-yl-ethyl)-amide;

5       **Compound 690:** (1*aR*,5*aR*)-2-(4-Oxy-pyrazin-2-yl)-1*a*,2,5,5*a*-tetrahydro-1*H*-2,3-diaza-cyclopropa[*a*]pentalene-4-carboxylic acid ((*S*)-1-hydroxymethyl-2-methyl-propyl)-amide;

**Compound 696:** (1*aS*,5*aS*)-2-Pyrazin-2-yl-1*a*,2,5,5*a*-tetrahydro-1*H*-2,3-diaza-cyclopropa[*a*]pentalene-4-carboxylic acid ((*S*)-1-hydroxymethyl-2,2-dimethyl-propyl)-amide;

10       **Compound 698:** (1*aR*,5*aR*)-2-(4-Oxy-pyrazin-2-yl)-1*a*,2,5,5*a*-tetrahydro-1*H*-2,3-diaza-cyclopropa[*a*]pentalene-4-carboxylic acid (1-hydroxymethyl-cyclobutyl)-amide;

**Compound 699:** (1*aS*,5*aS*)-2-(4-Oxy-pyrazin-2-yl)-1*a*,2,5,5*a*-tetrahydro-1*H*-2,3-diaza-cyclopropa[*a*]pentalene-4-carboxylic acid ((*S*)-1-hydroxymethyl-2,2-dimethyl-propyl)-amide;

15       **Compound 700:** (1*aS*,5*aS*)-2-(4-Oxy-pyrazin-2-yl)-1*a*,2,5,5*a*-tetrahydro-1*H*-2,3-diaza-cyclopropa[*a*]pentalene-4-carboxylic acid (1-pyridin-2-yl-cyclobutyl)-amide;

**Compound 703:** Phosphoric acid mono-((*S*)-3,3-dimethyl-2-[[ (1*aR*,5*aR*)-2-(4-oxy-pyrazin-2-yl)-1*a*,2,5,5*a*-tetrahydro-1*H*-2,3-diaza-cyclopropa[*a*]pentalene-4-carbonyl]-amino}-butyl) ester;

20       **Compound 704:** (1*aR*,5*aR*)-2-(4-Oxy-pyrazin-2-yl)-1*a*,2,5,5*a*-tetrahydro-1*H*-2,3-diaza-cyclopropa[*a*]pentalene-4-carboxylic acid ((*S*)-2,2-dimethyl-1-methylcarbamoyl-propyl)-amide;

**Compound 722:** (1*aR*,5*aR*)-2-(4-Oxy-pyrazin-2-yl)-1*a*,2,5,5*a*-tetrahydro-1*H*-2,3-diaza-cyclopropa[*a*]pentalene-4-carboxylic acid ((*S*)-methylcarbamoyl-phenyl-methyl)-amide;

**Compound 746:** (*S*)-3,3-Dimethyl-2-[[ (1*aR*,5*aR*)-2-(4-oxy-pyrazin-2-yl)-1*a*,2,5,5*a*-tetrahydro-1*H*-2,3-diaza-cyclopropa[*a*]pentalene-4-carbonyl]-amino}-butyric acid methyl ester;

30       **Compound 764:** (1*aS*,5*aS*)-2-(4-Oxy-pyrazin-2-yl)-1*a*,2,5,5*a*-tetrahydro-1*H*-2,3-diaza-cyclopropa[*a*]pentalene-4-carboxylic acid (1-trifluoromethyl-cyclopropyl)-amide;

**Compound 765:** (1*aS*,5*aS*)-2-(4-Oxy-pyrazin-2-yl)-1*a*,2,5,5*a*-tetrahydro-1*H*-2,3-diaza-cyclopropa[*a*]pentalene-4-carboxylic acid (1-trifluoromethyl-cyclobutyl)-amide;

35

**Compound 766:** (1a*S*,5a*S*)-2-(4-Oxy-pyrazin-2-yl)-1a,2,5,5a-tetrahydro-1*H*-2,3-diaza-cyclopropa[a]pentalene-4-carboxylic acid ((*R*)-2,2-dimethyl-1-pyridin-2-yl-propyl)-amide;

5       **Compound 767:** (1a*S*,5a*S*)-2-(4-Oxy-pyrazin-2-yl)-1a,2,5,5a-tetrahydro-1*H*-2,3-diaza-cyclopropa[a]pentalene-4-carboxylic acid ((*S*)-2,2-dimethyl-1-pyridin-2-yl-propyl)-amide;

**Compound 820:** (1a*R*,5a*R*)-2-(4-Cyano-pyridin-2-yl)-1a,2,5,5a-tetrahydro-1*H*-2,3-diaza-cyclopropa[a]pentalene-4-carboxylic acid (2-hydroxy-1-hydroxymethyl-1-methyl-ethyl)-amide;

10       **Compound 821:** (1a*R*,5a*R*)-2-(4-Oxy-pyrazin-2-yl)-1a,2,5,5a-tetrahydro-1*H*-2,3-diaza-cyclopropa[a]pentalene-4-carboxylic acid (1-methyl-cyclobutyl)-amide;

**Compound 828:** (1a*R*,5a*R*)-2-(4-Oxy-pyrazin-2-yl)-1a,2,5,5a-tetrahydro-1*H*-2,3-diaza-cyclopropa[a]pentalene-4-carboxylic acid ((*R*)-1,2-dimethyl-propyl)-amide;

15       **Compound 841:** (1a*R*,5a*R*)-2-(4-Oxy-pyrazin-2-yl)-1a,2,5,5a-tetrahydro-1*H*-2,3-diaza-cyclopropa[a]pentalene-4-carboxylic acid [(*S*)-2-hydroxy-1-(tetrahydro-pyran-4-yl)-ethyl]-amide;

**Compound 844:** (1a*R*,5a*R*)-Pentanedioic acid mono-((*S*)-3-methyl-2-[[ (1a*R*,5a*R*)-2-(4-oxy-pyrazin-2-yl)-1a,2,5,5a-tetrahydro-1*H*-2,3-diaza-cyclopropa[a]pentalene-4-carbonyl]-amino}-butyl) ester;

20       **Compound 848:** (1a*S*,5a*S*)-(S)-2-Amino-3-methyl-butyric acid (S)-3,3-dimethyl-2-[[2-(4-oxy-pyrazin-2-yl)-1a,2,5,5a-tetrahydro-1*H*-2,3-diaza-cyclopropa[a]pentalene-4-carbonyl]-amino]-butyl ester;

25       **Compound 889:** (1a*S*,5a*S*)-2-(4-Chloro-pyridin-2-yl)-1a,2,5,5a-tetrahydro-1*H*-2,3-diaza-cyclopropa[a]pentalene-4-carboxylic acid (2-fluoro-1-fluoromethyl-1-hydroxymethyl-ethyl)-amide;

**Compound 891:** (1a*S*,5a*S*)-2-(4-Cyano-pyridin-2-yl)-1a,2,5,5a-tetrahydro-1*H*-2,3-diaza-cyclopropa[a]pentalene-4-carboxylic acid ((*S*)-3,3,3-trifluoro-1-hydroxymethyl-propyl)-amide;

30       **Compound 896:** (1a*S*,5a*S*)-2-(4-Oxy-pyrazin-2-yl)-1a,2,5,5a-tetrahydro-1*H*-2,3-diaza-cyclopropa[a]pentalene-4-carboxylic acid ((*S*)-1-hydroxymethyl-2-methyl-propyl)-amide;

**Compound 897:** (1a*S*,5a*S*)-2-(4-Chloro-pyridin-2-yl)-1a,2,5,5a-tetrahydro-1*H*-2,3-diaza-cyclopropa[a]pentalene-4-carboxylic acid (2-fluoro-1,1-dimethyl-ethyl)-amide;

35       **Compound 902:** (1a*S*,5a*S*)-2-(4-Oxy-pyrazin-2-yl)-1a,2,5,5a-tetrahydro-1*H*-2,3-diaza-cyclopropa[a]pentalene-4-carboxylic acid *N'*-*tert*-butyl-hydrazide;

**Compound 904:** (1*aS*,5*aS*)-2-(4-Oxy-pyrazin-2-yl)-1*a*,2,5,5*a*-tetrahydro-1*H*-2,3-diaza-cyclopropa[*a*]pentalene-4-carboxylic acid (2-fluoro-1,1-dimethyl-ethyl)-amide;

5       **Compound 912:** (1*aS*,5*aS*)-2-(4-Oxy-pyrazin-2-yl)-1*a*,2,5,5*a*-tetrahydro-1*H*-2,3-diaza-cyclopropa[*a*]pentalene-4-carboxylic acid ((*R*)-1,2-dimethyl-propyl)-amide;

**Compound 913:** (1*aS*,5*aS*)-2-(4-Oxy-pyrazin-2-yl)-1*a*,2,5,5*a*-tetrahydro-1*H*-2,3-diaza-cyclopropa[*a*]pentalene-4-carboxylic acid ((*S*)-2-hydroxy-1-phenyl-ethyl)-amide;

10       **Compound 918:** (1*aR*,5*aR*)-2-(4-Oxy-pyrazin-2-yl)-1*a*,2,5,5*a*-tetrahydro-1*H*-2,3-diaza-cyclopropa[*a*]pentalene-4-carboxylic acid ((*S*)-1-fluoromethyl-2,2-dimethyl-propyl)-amide;

**Compound 919:** (1*aS*,5*aS*)-2-(4-Oxy-pyrazin-2-yl)-1*a*,2,5,5*a*-tetrahydro-1*H*-2,3-diaza-cyclopropa[*a*]pentalene-4-carboxylic acid (2,2,2-trifluoro-1,1-dimethyl-ethyl)-amide;

15       **Compound 920:** (1*aS*,5*aS*)-2-(4-Oxy-pyrazin-2-yl)-1*a*,2,5,5*a*-tetrahydro-1*H*-2,3-diaza-cyclopropa[*a*]pentalene-4-carboxylic acid ((1*S*,2*S*)-2-hydroxy-indan-1-yl)-amide;

**Compound 921:** (1*aS*,5*aS*)-2-(4-Oxy-pyrazin-2-yl)-1*a*,2,5,5*a*-tetrahydro-1*H*-2,3-diaza-cyclopropa[*a*]pentalene-4-carboxylic acid ((1*S*,2*R*)-2-hydroxy-indan-1-yl)-amide;

20       **Compound 924:** (1*aS*,5*aS*)-2-(4-Oxy-pyrazin-2-yl)-1*a*,2,5,5*a*-tetrahydro-1*H*-2,3-diaza-cyclopropa[*a*]pentalene-4-carboxylic acid (1-fluoromethyl-cyclobutyl)-amide;

**Compound 926:** (1*aS*,5*aS*)-2-Pyrazin-2-yl-1*a*,2,5,5*a*-tetrahydro-1*H*-2,3-diaza-cyclopropa[*a*]pentalene-4-carboxylic acid (1-trifluoromethyl-cyclobutyl)-amide;

25       **Compound 927:** (1*aS*,5*aS*)-2-Pyrazin-2-yl-1*a*,2,5,5*a*-tetrahydro-1*H*-2,3-diaza-cyclopropa[*a*]pentalene-4-carboxylic acid (2,2,2-trifluoro-1,1-dimethyl-ethyl)-amide;

**Compound 930:** (1*aS*,5*aS*)-2-Pyrazin-2-yl-1*a*,2,5,5*a*-tetrahydro-1*H*-2,3-diaza-cyclopropa[*a*]pentalene-4-carboxylic acid (1-trifluoromethyl-cyclopropyl)-amide; and

30       **Compound 931:** (1*aR*,5*aR*)-2-(4-Fluoro-pyridin-2-yl)-1*a*,2,5,5*a*-tetrahydro-1*H*-2,3-diaza-cyclopropa[*a*]pentalene-4-carboxylic acid (2-hydroxy-1,1-dimethyl-ethyl)-amide.

43.       The composition according to claim 1, 2, 4 or 6, the method according to any one of claims 3, 5, and 7 to 12, the compound according to any one of claims 13 to 15, the one or more known pharmaceutical agents according to any one of claims 16 to 18, the pharmaceutical product according to any one of claims 18 to 26, or the use according to claim 27, wherein the compound selected from compounds of Formula **Ia** and

35



pharmaceutically acceptable salts, solvates, hydrates, and *N*-oxides thereof is selected from the following compound and pharmaceutically acceptable salts, solvates, and hydrates thereof:

5                   **Compound 696:** (1*aS*,5*aS*)-2-Pyrazin-2-yl-1*a*,2,5,5*a*-tetrahydro-1*H*-2,3-diaza-cyclopropa[*a*]pentalene-4-carboxylic acid ((*S*)-1-hydroxymethyl-2,2-dimethyl-propyl)-amide.

44.       The composition according to claim 1, 2, 4 or 6, the method according to any one of claims 3, 5, and 7 to 12, the compound according to any one of claims 13 to 15, the one  
10       or more known pharmaceutical agents according to any one of claims 16 to 18, the pharmaceutical product according to any one of claims 18 to 26, or the use according to claim 27, wherein the compound selected from compounds of Formula **Ia** and pharmaceutically acceptable salts, solvates, hydrates, and *N*-oxides thereof is selected from the following compound and pharmaceutically acceptable salts, solvates, and  
15       hydrates thereof:

**Compound 699:** (1*aS*,5*aS*)-2-(4-Oxy-pyrazin-2-yl)-1*a*,2,5,5*a*-tetrahydro-1*H*-2,3-diaza-cyclopropa[*a*]pentalene-4-carboxylic acid ((*S*)-1-hydroxymethyl-2,2-dimethyl-propyl)-amide.

20       45.       The composition according to claim 1, 2, 4 or 6, the method according to any one of claims 3, 5, and 7 to 12, the compound according to any one of claims 13 to 15, the one or more known pharmaceutical agents according to any one of claims 16 to 18, the pharmaceutical product according to any one of claims 18 to 26, or the use according to claim 27, wherein the compound selected from compounds of Formula **Ia** and  
25       pharmaceutically acceptable salts, solvates, hydrates, and *N*-oxides is an anhydrous crystalline form of:

**Compound 699:** (1*aS*,5*aS*)-2-(4-Oxy-pyrazin-2-yl)-1*a*,2,5,5*a*-tetrahydro-1*H*-2,3-diaza-cyclopropa[*a*]pentalene-4-carboxylic acid ((*S*)-1-hydroxymethyl-2,2-dimethyl-propyl)-amide.

30       46.       The composition according to claim 1, 2, 4 or 6, the method according to any one of claims 3, 5, and 7 to 12, the compound according to any one of claims 13 to 15, the one or more known pharmaceutical agents according to any one of claims 16 to 18, the pharmaceutical product according to any one of claims 18 to 26, or the use according to  
35       claim 27, wherein the compound selected from compounds of Formula **Ia** and pharmaceutically acceptable salts, solvates, hydrates, and *N*-oxides thereof is selected

from the following compound and pharmaceutically acceptable salts, solvates, and hydrates thereof:

**Compound 764:** (1*aS*,5*aS*)-2-(4-Oxy-pyrazin-2-yl)-1*a*,2,5,5*a*-tetrahydro-1*H*-2,3-diaza-cyclopropa[*a*]pentalene-4-carboxylic acid (1-trifluoromethyl-cyclopropyl)-amide.

5

47. The composition according to claim 1, 2, 4 or 6, the method according to any one of claims 3, 5, and 7 to 12, the compound according to any one of claims 13 to 15, the one or more known pharmaceutical agents according to any one of claims 16 to 18, the pharmaceutical product according to any one of claims 18 to 26, or the use according to claim 27, wherein the compound selected from compounds of Formula **Ia** and pharmaceutically acceptable salts, solvates, hydrates, and *N*-oxides thereof is selected from the following compound and pharmaceutically acceptable salts, solvates, and hydrates thereof:

10

**Compound 765:** (1*aS*,5*aS*)-2-(4-Oxy-pyrazin-2-yl)-1*a*,2,5,5*a*-tetrahydro-1*H*-2,3-diaza-cyclopropa[*a*]pentalene-4-carboxylic acid (1-trifluoromethyl-cyclobutyl)-amide;

15

48. The composition according to claim 1, 2, 4 or 6, the method according to any one of claims 3, 5, and 7 to 12, the compound according to any one of claims 13 to 15, the one or more known pharmaceutical agents according to any one of claims 16 to 18, the pharmaceutical product according to any one of claims 18 to 26, or the use according to claim 27, wherein the compound selected from compounds of Formula **Ia** and pharmaceutically acceptable salts, solvates, hydrates, and *N*-oxides thereof is selected from the following compound and pharmaceutically acceptable salts, solvates, and hydrates thereof:

20

25

**Compound 919:** (1*aS*,5*aS*)-2-(4-Oxy-pyrazin-2-yl)-1*a*,2,5,5*a*-tetrahydro-1*H*-2,3-diaza-cyclopropa[*a*]pentalene-4-carboxylic acid (2,2,2-trifluoro-1,1-dimethyl-ethyl)-amide;

30

49. The composition according to claim 1, 2, 4 or 6, the method according to any one of claims 3, 5, and 7 to 12, the compound according to any one of claims 13 to 15, the one or more known pharmaceutical agents according to any one of claims 16 to 18, the pharmaceutical product according to any one of claims 18 to 26, or the use according to claim 27, wherein the compound selected from compounds of Formula **Ia** and pharmaceutically acceptable salts, solvates, hydrates, and *N*-oxides thereof is selected

35

from the following compound and pharmaceutically acceptable salts, solvates, and hydrates thereof:

**Compound 921:** (1*aS*,5*aS*)-2-(4-Oxy-pyrazin-2-yl)-1*a*,2,5,5*a*-tetrahydro-1*H*-2,3-diaza-cyclopropa[*a*]pentalene-4-carboxylic acid ((1*S*,2*R*)-2-hydroxy-indan-1-yl)-amide; and

5

50. The composition according to claim 1, 2, 4 or 6, the method according to any one of claims 3, 5, and 7 to 12, the compound according to any one of claims 13 to 15, the one or more known pharmaceutical agents according to any one of claims 16 to 18, the pharmaceutical product according to any one of claims 18 to 26, or the use according to claim 27, wherein the compound selected from compounds of Formula **Ia** and pharmaceutically acceptable salts, solvates, hydrates, and *N*-oxides thereof is selected from the following compound and pharmaceutically acceptable salts, solvates, and hydrates thereof:

10

**Compound 926:** (1*aS*,5*aS*)-2-Pyrazin-2-yl-1*a*,2,5,5*a*-tetrahydro-1*H*-2,3-diaza-cyclopropa[*a*]pentalene-4-carboxylic acid (1-trifluoromethyl-cyclobutyl)-amide.

15

51. The composition according to claim 1, 2, 4 or 6, the method according to any one of claims 3, 5, and 7 to 12, the compound according to any one of claims 13 to 15, the one or more known pharmaceutical agents according to any one of claims 16 to 18, the pharmaceutical product according to any one of claims 18 to 26, or the use according to claim 27, wherein the analgesic agent is chosen from: non-opioid drugs, opioid drugs, and co-analgesic medications.

20

52. The composition according to claim 51, the method according to claim 51, the compound according to claim 51, the one or more known pharmaceutical agents according to claim 51, the pharmaceutical product according to claim 51, or the use according to claim 51, wherein the non opioid drug is chosen from: non steroidal anti-inflammatory agents, choline magnesium trisalicylate, sulfasalazine, olsalazin, phenacetin, tenoxicam, phenylbutazone, oxyphenthartazone, tapentadol, celecoxib, etoricoxib, lumiracoxib, rofecoxib, parecoxib, and ziconotide.

25

30

53. The composition according to claim 52, the method according to claim 52, the compound according to claim 52, the one or more known pharmaceutical agents according to claim 52, the pharmaceutical product according to claim 52, or the use according to claim 52, wherein the non steroidal anti-inflammatory agent is chosen from: acetaminophen, acetaminophen, aminoprofen, aspirin, benoxaprofen, bucloxic acid,

35

carprofen, choline magnesium salicylate, choline salicylate, clidanac, diclofenac, diflunisal, diflurisal, etodolac, fenoprofen, fenoprofen calcium, fentiazac, flosulide, flubufen, flufenamic acid, flufenisal, flurbiprofen, fluprofen, ibuprofen, indoprofen, indomethacin, isoxicam, ketoprofen, ketorolac tromethamine, lornoxicam, magnesium salicylate, meclofenamic acid, meclofenamate sodium, mefenamic acid, meloxicam, muprofen, nabumetone, naproxen, nepafenac, niflumic acid, nimesulide, oxaprozin, oxpinac, piroprofen, piroxicam, pramoprofen, ramifenazone, salsalate, salicylsalicylic acid, sodium salicylate, sudoxicam, sulindac, suprofen, tiaprofenic acid, tiopinac, tolfenamic acid, tolmetin, trioxaprofen, zidometacin, and zomepirac.

10

54. The composition according to claim 51, the method according to claim 51, the compound according to claim 51, the one or more known pharmaceutical agents according to claim 51, the pharmaceutical product according to claim 51, or the use according to claim 51, wherein the opioid drug is chosen from: alfentanil, allylprodine, alphaprodine, anileridine, apomorphine, benzylmorphine, bezitramide, buprenorphine, butorphanol, clonitazene, codeine, desomorphine, dextromoramide, dextropropoxyphene, dezocine, diampromide, diamorphine, dihydrocodeine, dihydrocodeinone enol acetate, dihydromorphine, dilaudid, dimenoxadol, dimepheptanol, dimethylthiambutene, dioxaphetyl butyrate, dipipanone, eptazocine, ethoheptazine, ethylmethylthiambutene, ethylmorphine, etonitazene, fentanyl, heroin, hydrocodeine, hydrocodone, hydromorphine, hydroxypethidine, isomethadone, ketobemidone, levallorphan, levorphanol, levophenacymorphan, lofentanil, meperidine, meptazinol, metazocine, methadone, metopon, 6-monoacetylmorphine, morphine, morphine-6-glucuronide, myrophine, nalbuphine, narceine, nicomorphine, norlevorphanol, normethadone, nalorphine, normorphine, norpipanone, noscapine, opium, oxycodone, oxymorphone, papavereturn, papverine, pentazocine, pethidine, phenadoxone, phenomorphan, phenazocine, phenoperidine, piminodine, piritramide, proheptazine, promedol, properidine, propiram, propoxyphene, sufentanil, tilidine, and tramadol.

30

55. The composition according to claim 52, the method according to claim 52, the compound according to claim 52, the one or more known pharmaceutical agents according to claim 52, the pharmaceutical product according to claim 52, or the use according to claim 52, wherein the at least one analgesic agent comprises an NSAID and an opiod drug.

35

56. The composition according to claim 55, the method according to claim 55, the compound according to claim 55, the one or more known pharmaceutical agents according to claim 55, the pharmaceutical product according to claim 55, or the use according to claim 55, wherein the at least one analgesic agent is chosen from: vicodin, percocet, norco, lorcet, darvocet, and percodan.
57. The composition according to claim 51, the method according to claim 51, the compound according to claim 51, the one or more known pharmaceutical agents according to claim 51, the pharmaceutical product according to claim 51, or the use according to claim 51, wherein the at least one analgesic agent is at least one co-analgesic medication chosen from: antidepressants, anti-anxiety medications, migraine medications, and gabapentin.
58. The method according to any one of claims 3, 5, and 7 to 12, the compound according to claim 14 or 15, the one or more known pharmaceutical agents according to claim 17 or 18, the pharmaceutical product according to any one of claims 18 to 26, or the use according to claim 27, wherein the pain is neuropathic pain associated with diabetic peripheral neuropathy.
59. The composition according to claim 58, the method according to claim 58, the compound according to claim 58, the one or more known pharmaceutical agents according to claim 58, the pharmaceutical product according to claim 58, or the use according to claim 58, wherein the one or more known pharmaceutical agents is chosen from antidiabetic agents.
60. The method according to any one of claims 3, 5, and 7 to 12, the compound according to claim 14 or 15, the one or more known pharmaceutical agents according to claim 17 or 18, the pharmaceutical product according to any one of claims 18 to 26, or the use according to claim 27, wherein the pain is pain associated with osteoarthritis.
61. The method according to claim 60, the compound according to claim 60, the one or more known pharmaceutical agents according to claim 60, the pharmaceutical product according to claim 60, or the use according to claim 60, wherein the one or more known pharmaceutical agents is chosen from osteoarthritis agents.
62. The method according to any one of claims 3, 5, and 7 to 12, the compound according to claim 14 or 15, the one or more known pharmaceutical agents according to claim 17

or 18, the pharmaceutical product according to any one of claims 18 to 26, or the use according to claim 27, wherein the pain is pain associated with cancer.

- 5           63.     The method according to any one of claims 3, 5, and 7 to 12, the compound according to claim 14 or 15, the one or more known pharmaceutical agents according to claim 17 or 18, the pharmaceutical product according to any one of claims 18 to 26, or the use according to claim 27, wherein the pain is breakthrough pain in cancer patient.
- 10          64.     The method according to claim 63 or 64, the compound according to claim 63 or 64, the one or more known pharmaceutical agents according to claim 63 or 64, the pharmaceutical product according to claim 63 or 64, or the use according to claim 63 or 64, wherein the individual is already receiving and is tolerant to opioid therapy for the cancer pain.
- 15          65.     The method according to any one of claims 63 to 65, the compound according to any one of claims 63 to 65, the one or more known pharmaceutical agents according to any one of claims 63 to 65, the pharmaceutical product according to any one of claims 63 to 65, or the use according to any one of claims 63 to 65claims 83 to 85, wherein the one or more known pharmaceutical agents is chosen from anticancer agents.
- 20
66.     The method according to claim 66, the compound according to claim 66, the one or more known pharmaceutical agents according to claim 66, the pharmaceutical product according to claim 66, or the use according to claim 66, wherein the pain is pain that occurs as an adverse effect of the anticancer agent.
- 25

Effect Of Compound 493 in FCA-Induced Hyperalgesia Model of Inflammatory Pain at  
1 h Post Dosing

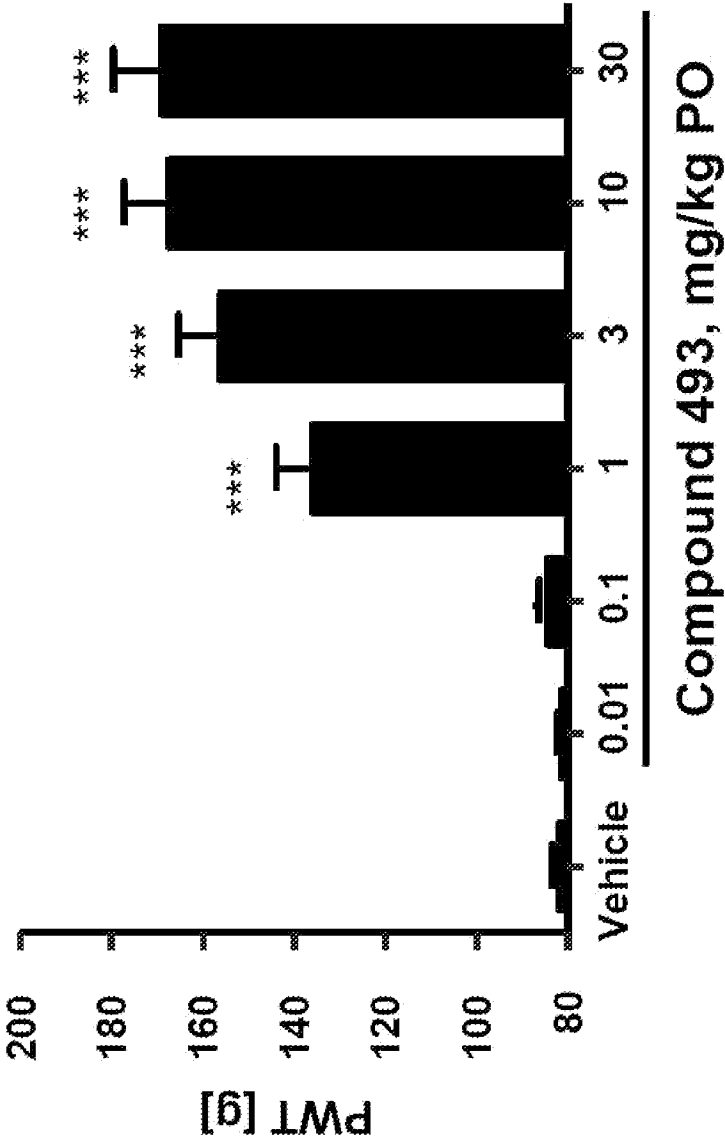


Figure 1

Effect Of Compound 493 in MIA-Induced Osteoarthritis Pain at 1 h Post Dosing

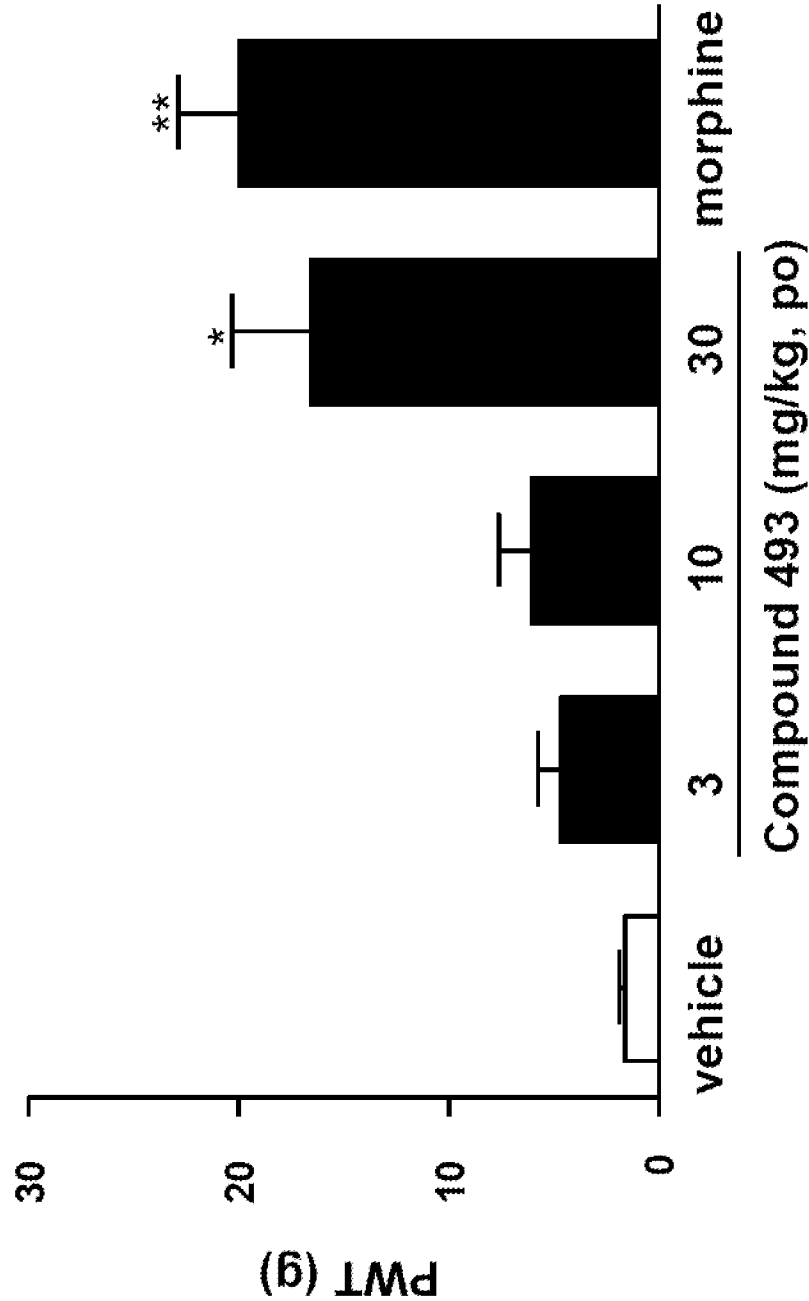


Figure 2



Time Course Of 10 mpk Compound 493 On Paclitaxel-Induced Allodynia: Day 8

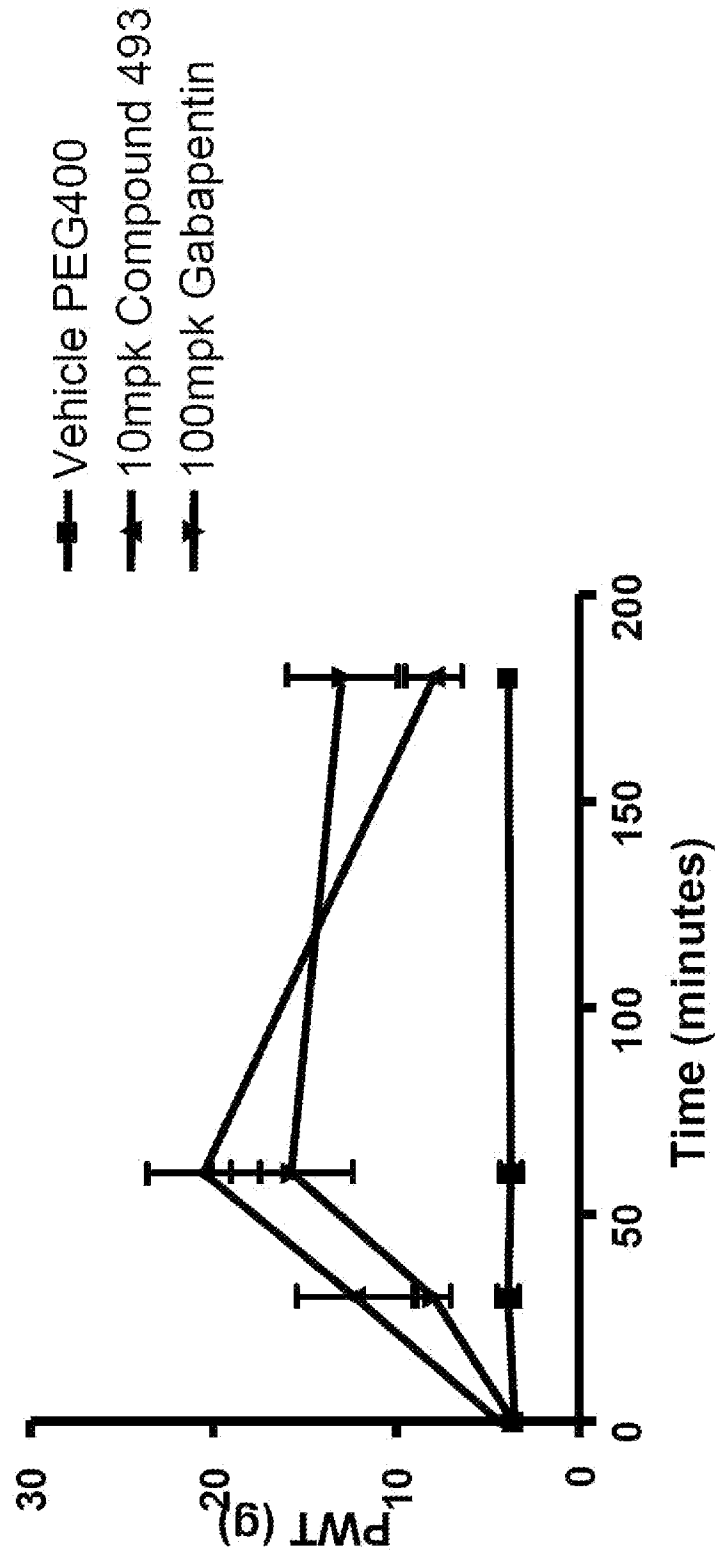
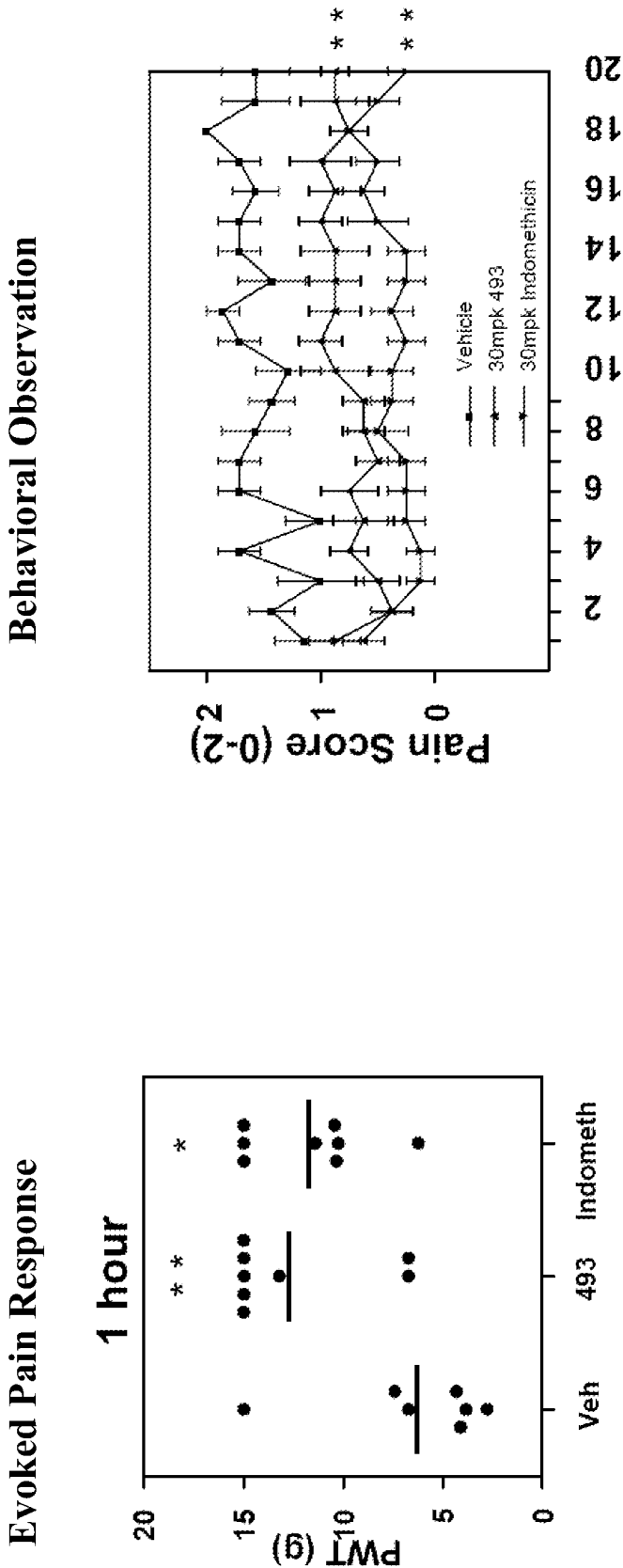


Figure 3

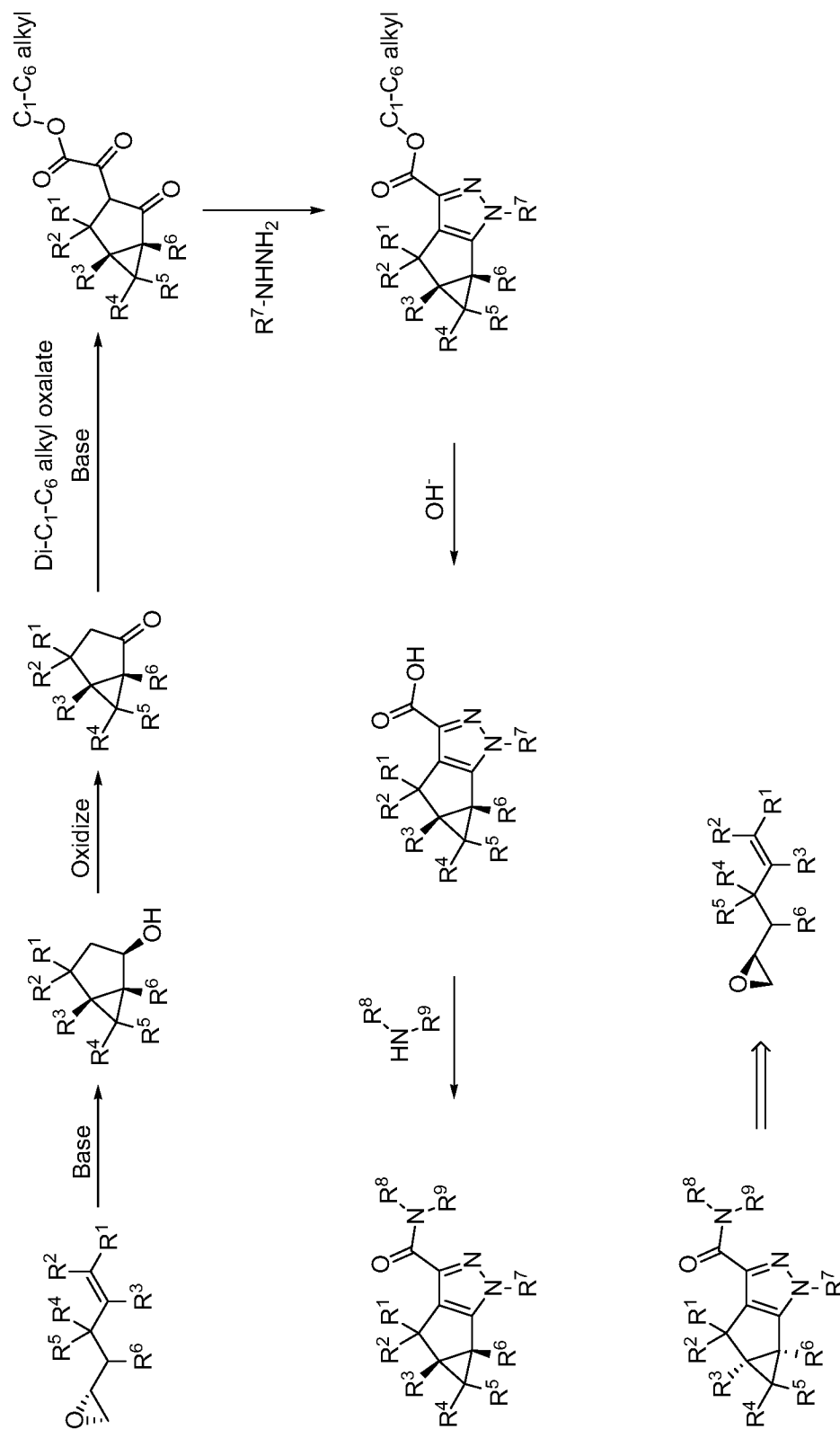
Effect of Compound 493 in Skin Incision Model



\*\* P<0.01; \* P<0.05 ANOVA followed by Dunnett's multiple comparison test

\*\* P<0.01 ANOVA followed by Dunnett's multiple comparison test

Figure 4



## Figure 5

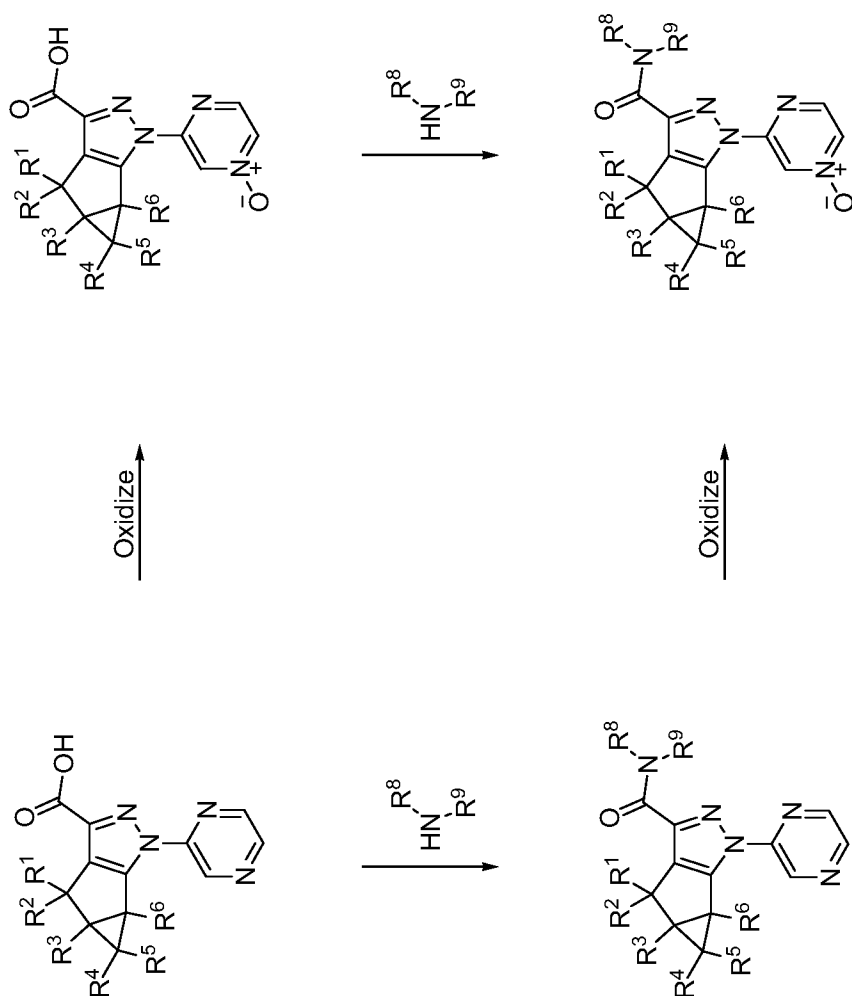


Figure 6

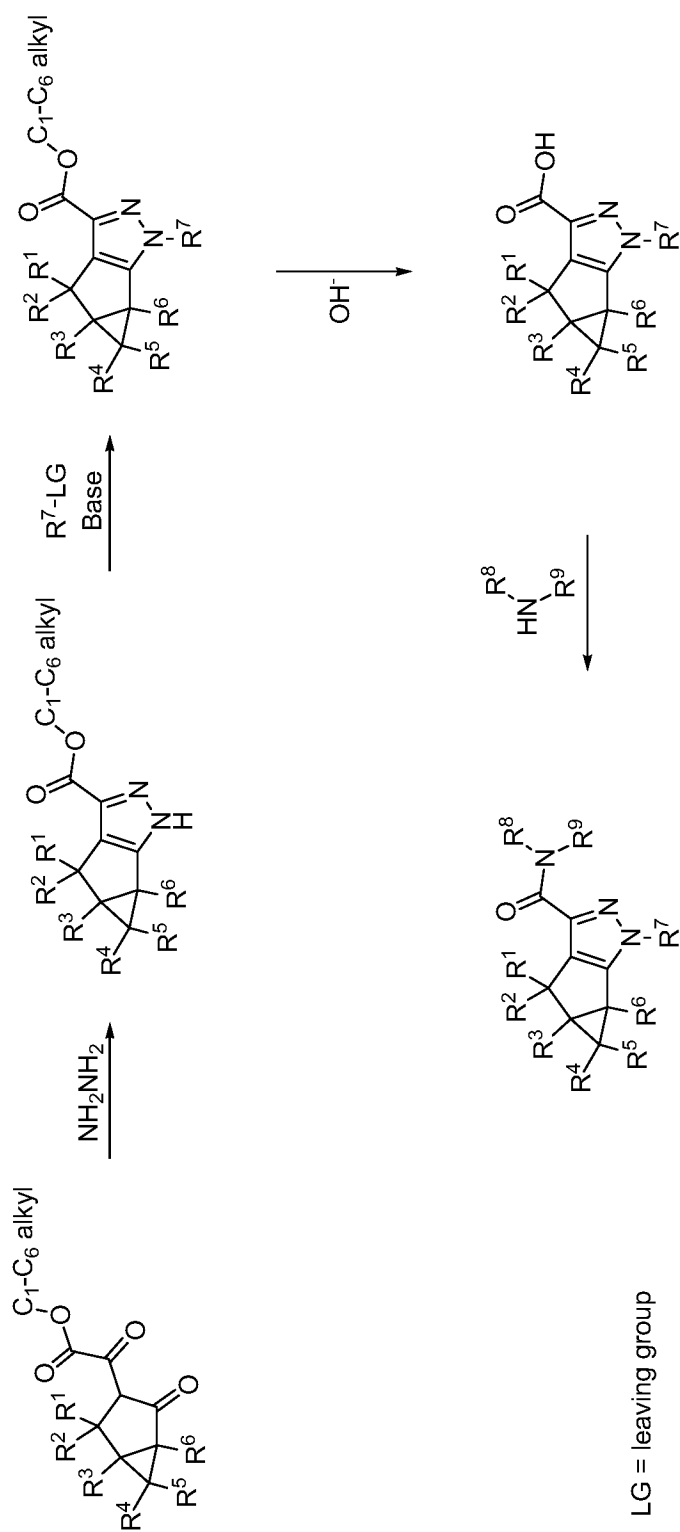


Figure 7



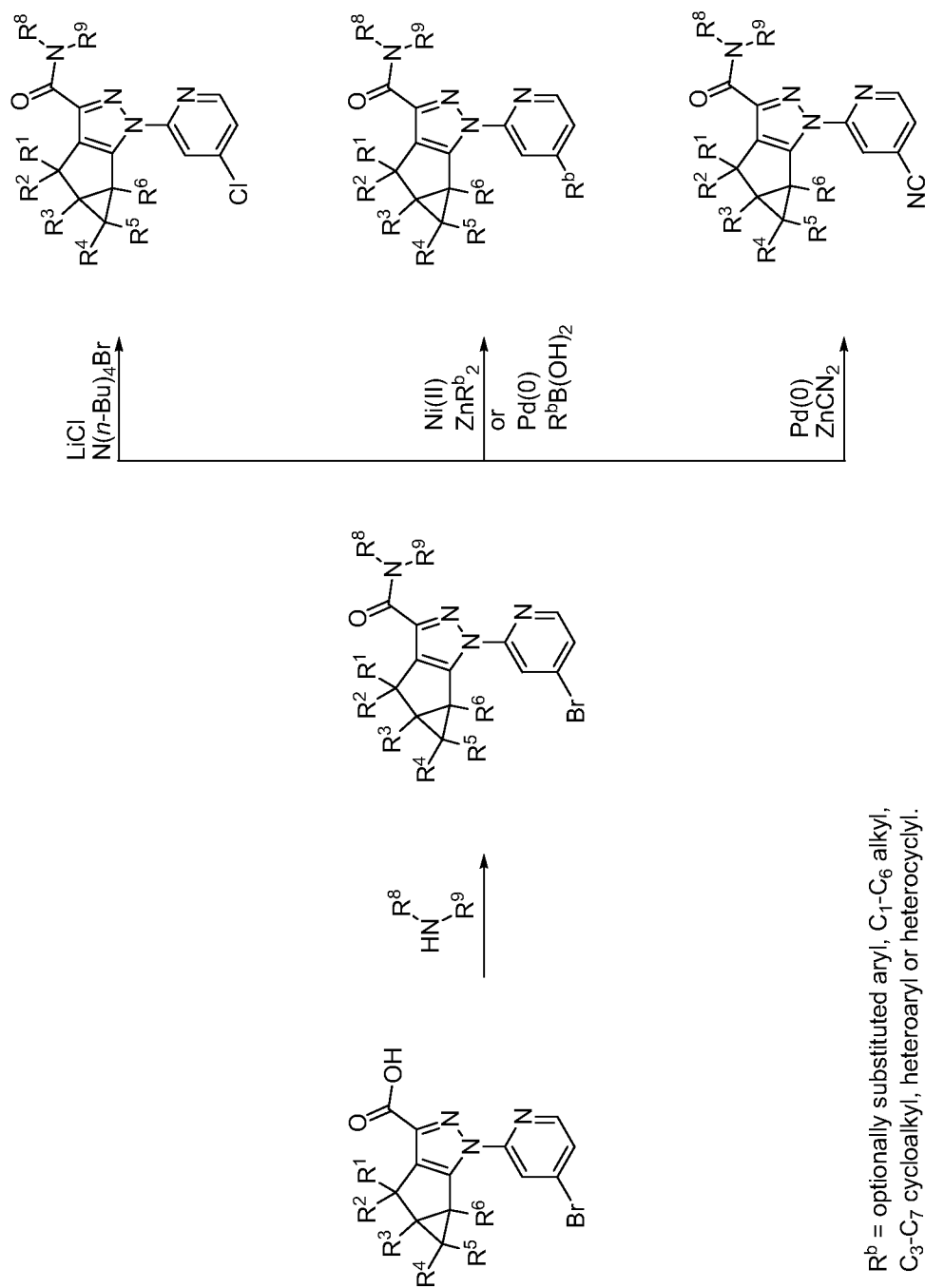
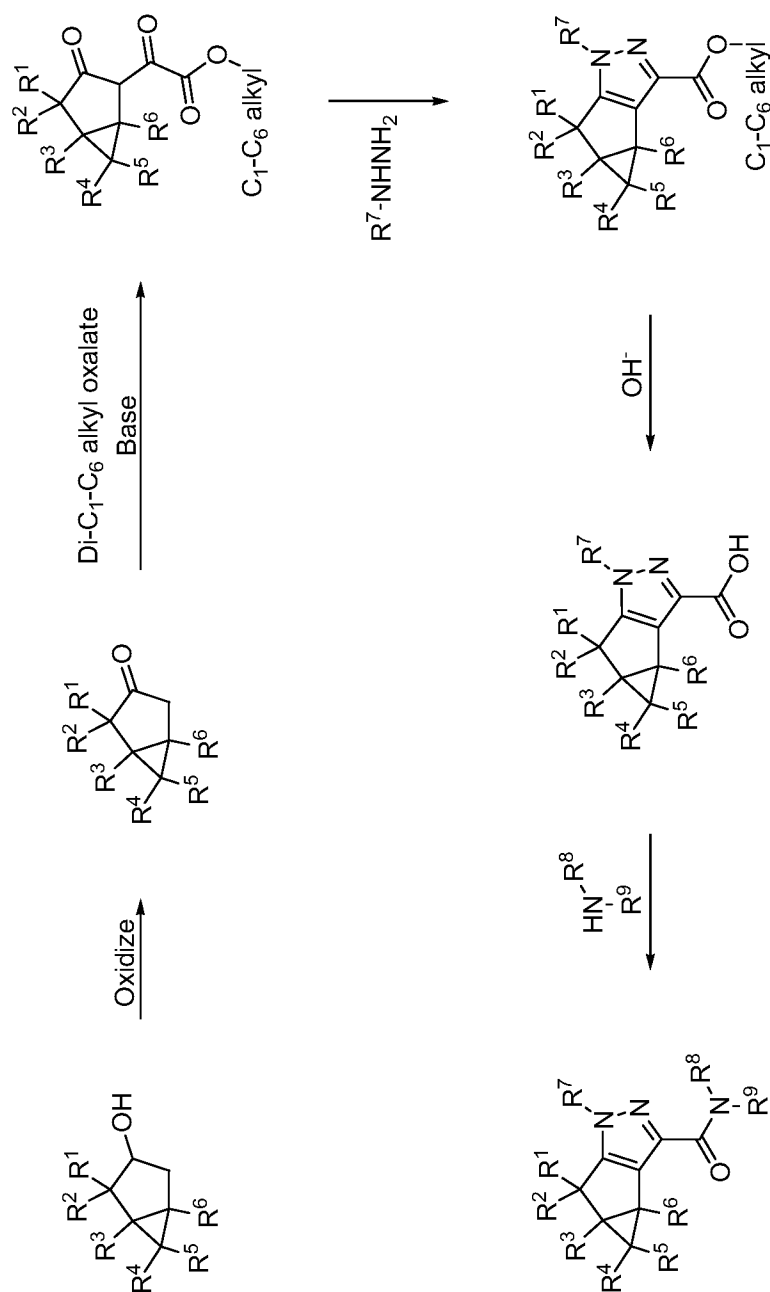


Figure 9

10/18

**Figure 10**



The TGA and DSC for Compound 699 CH<sub>2</sub>Cl<sub>2</sub> Solvate

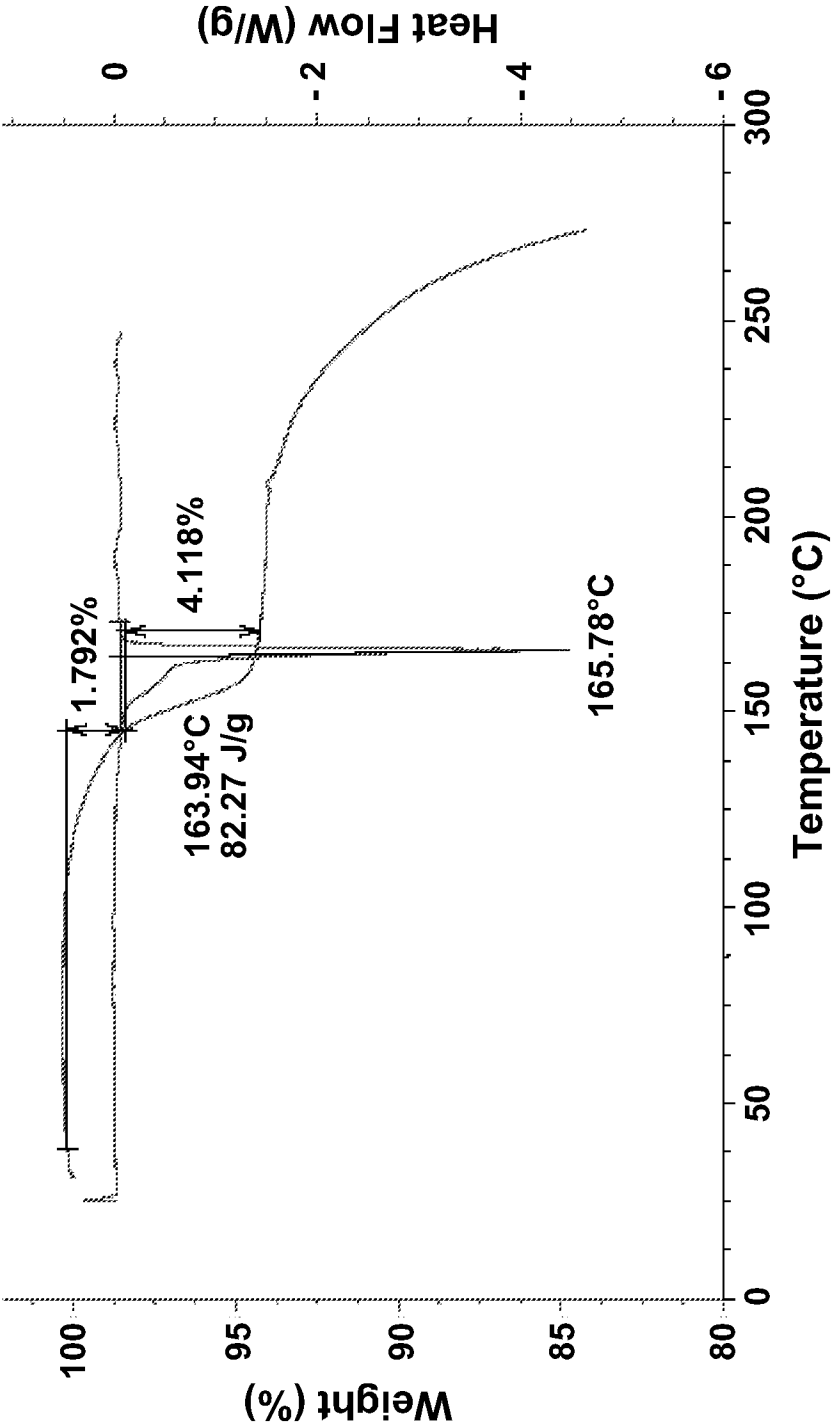


Figure 11

12/18

# The PXRD Patterns for Compound 699 $\text{CH}_2\text{Cl}_2$ Solvate

PXRD For Cmpd 699 Solvate  
From Two Different Methods

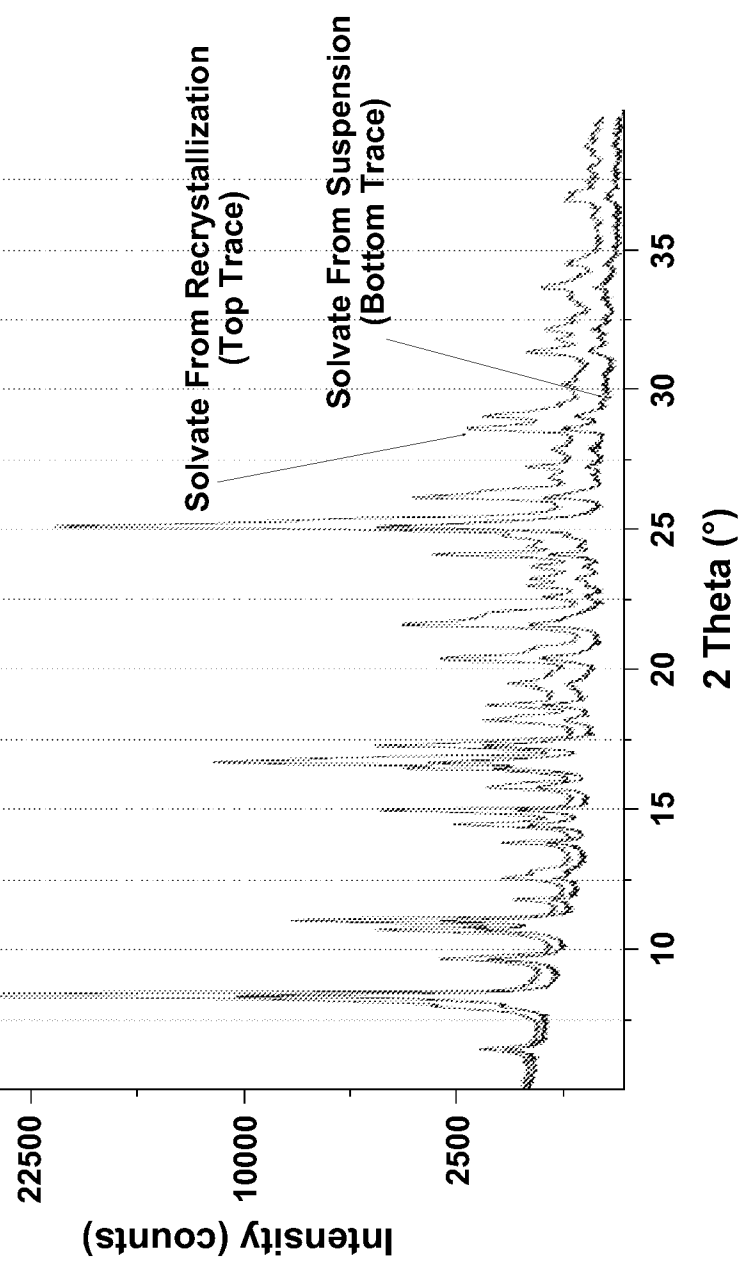


Figure 12

Effect of Compound 699 in the STZ-induced PDPN Model

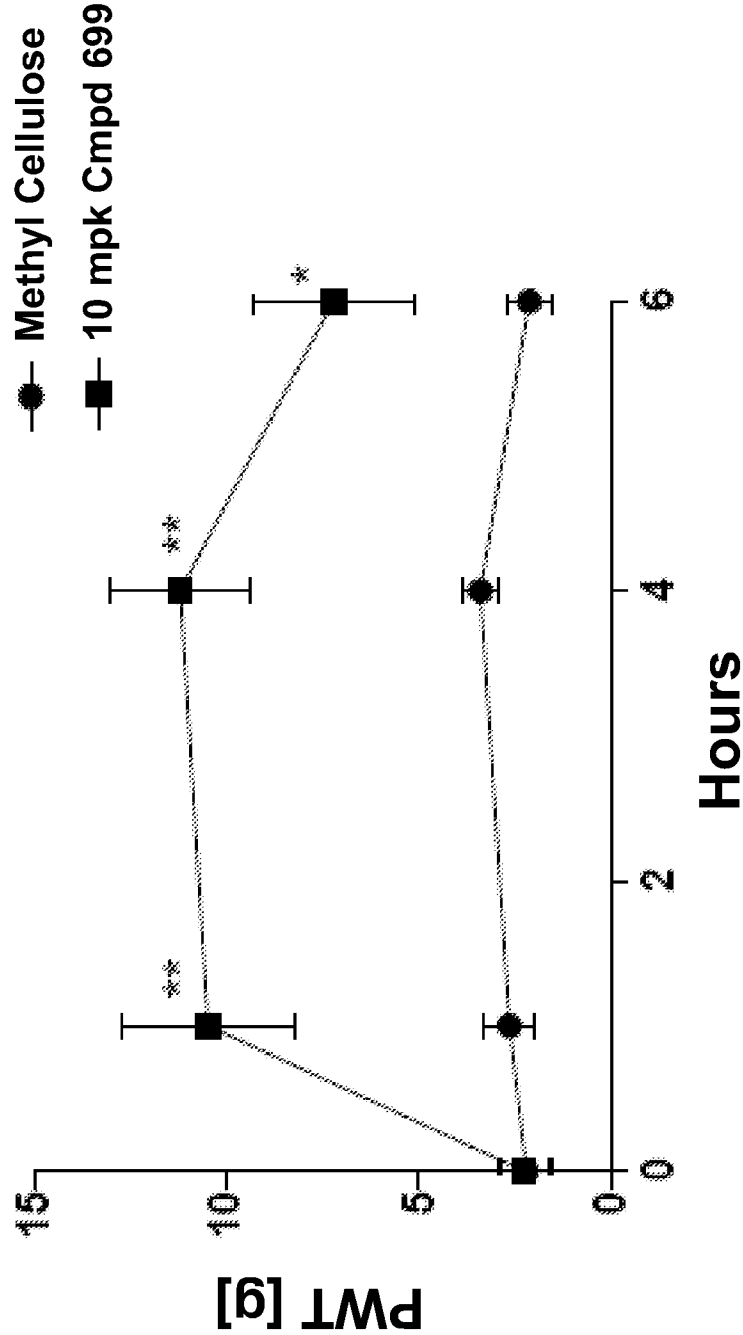


Figure 13

Effect of Compound 919 in the STZ-induced PDPN Model

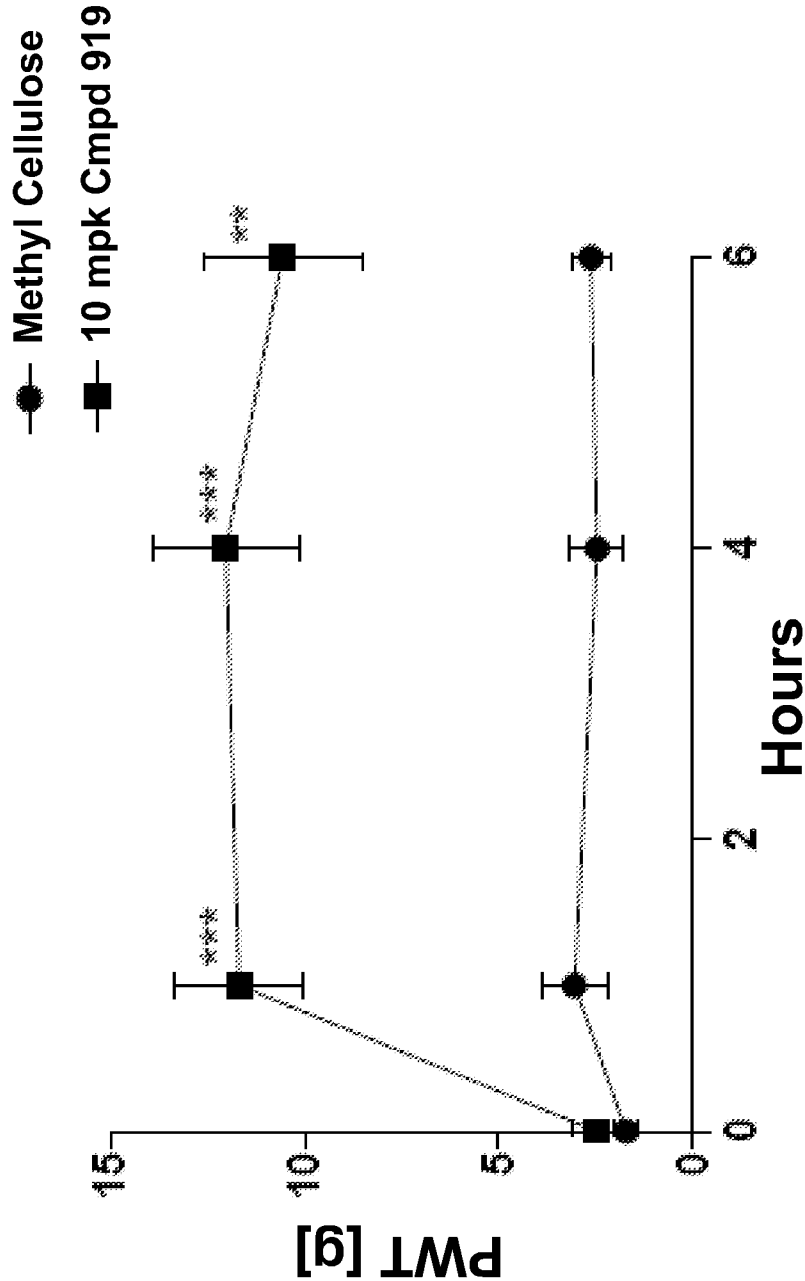


Figure 14

Effect of Compound 699 and Morphine in Relieving Osteoarthritis Pain

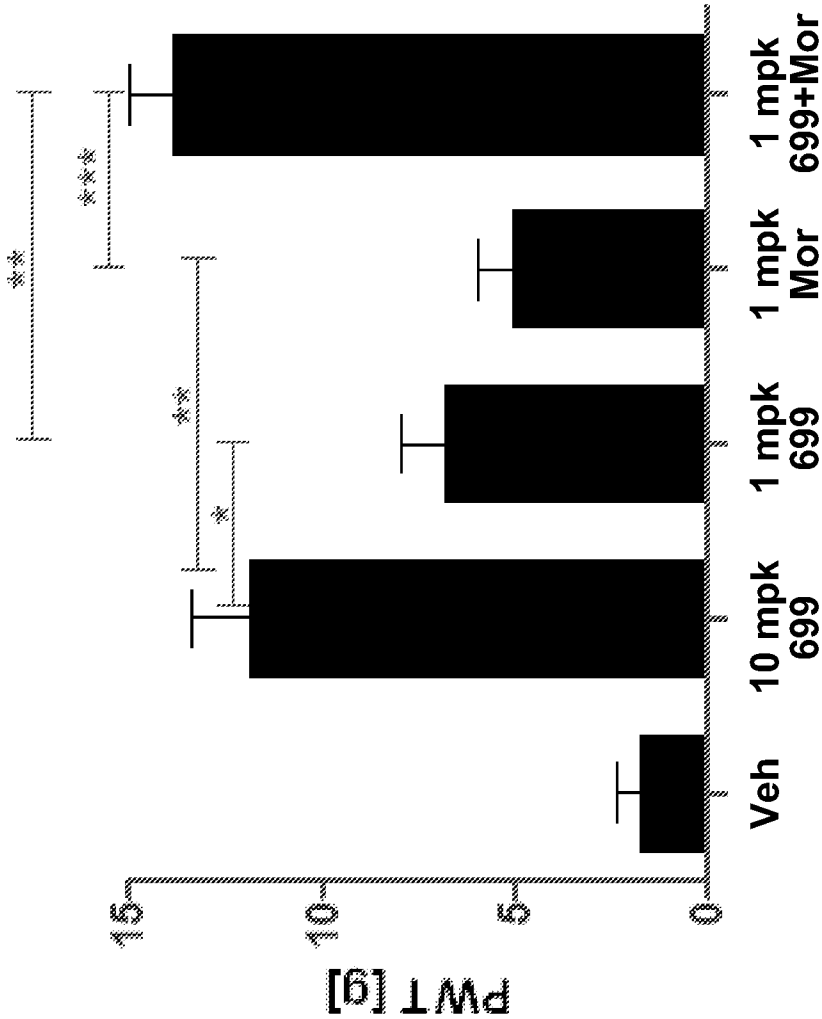


Figure 15

PXRD of Compound 699 (Anhydrous Form)

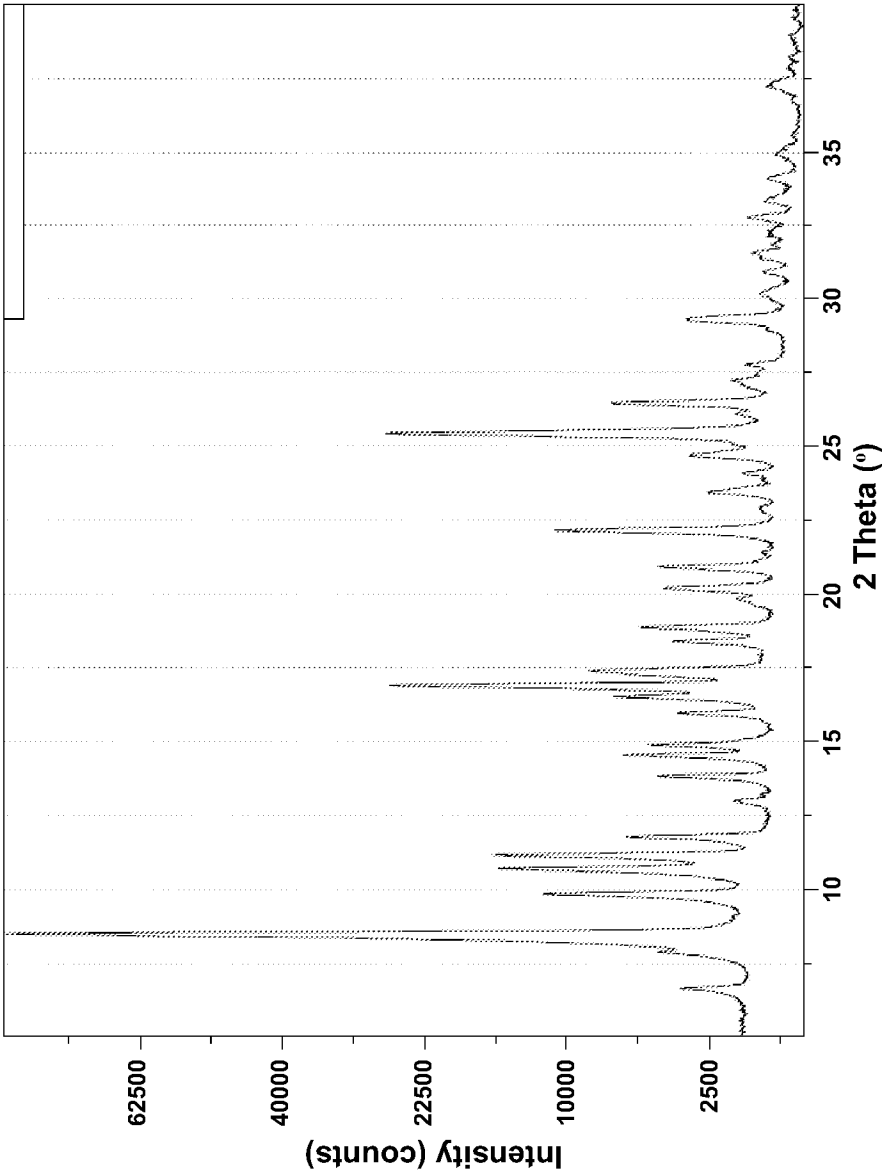
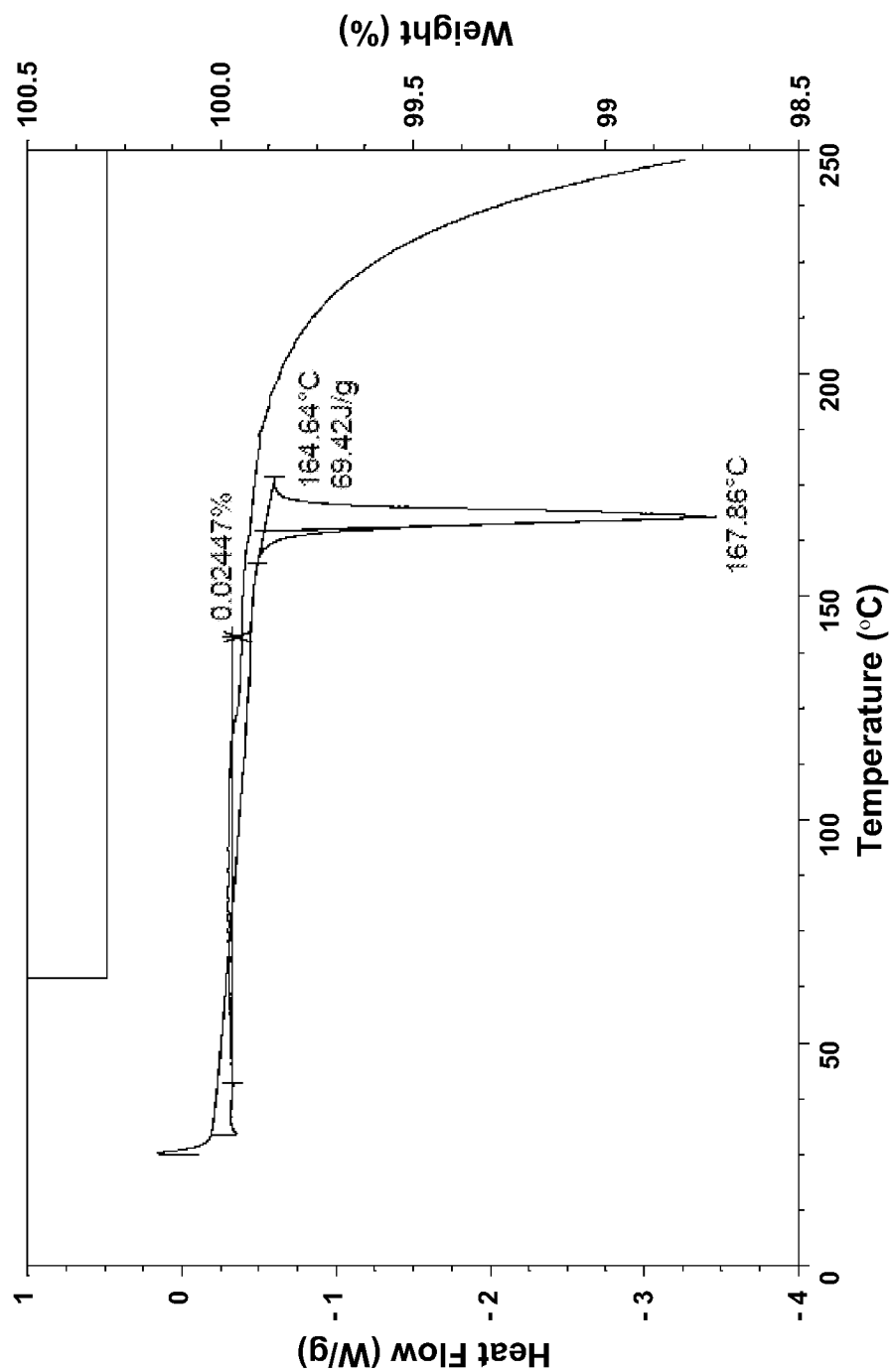


Figure 16

17/18

**DSC and TGA Thermograms of Compound 699 (Anhydrous Form)****Figure 17**

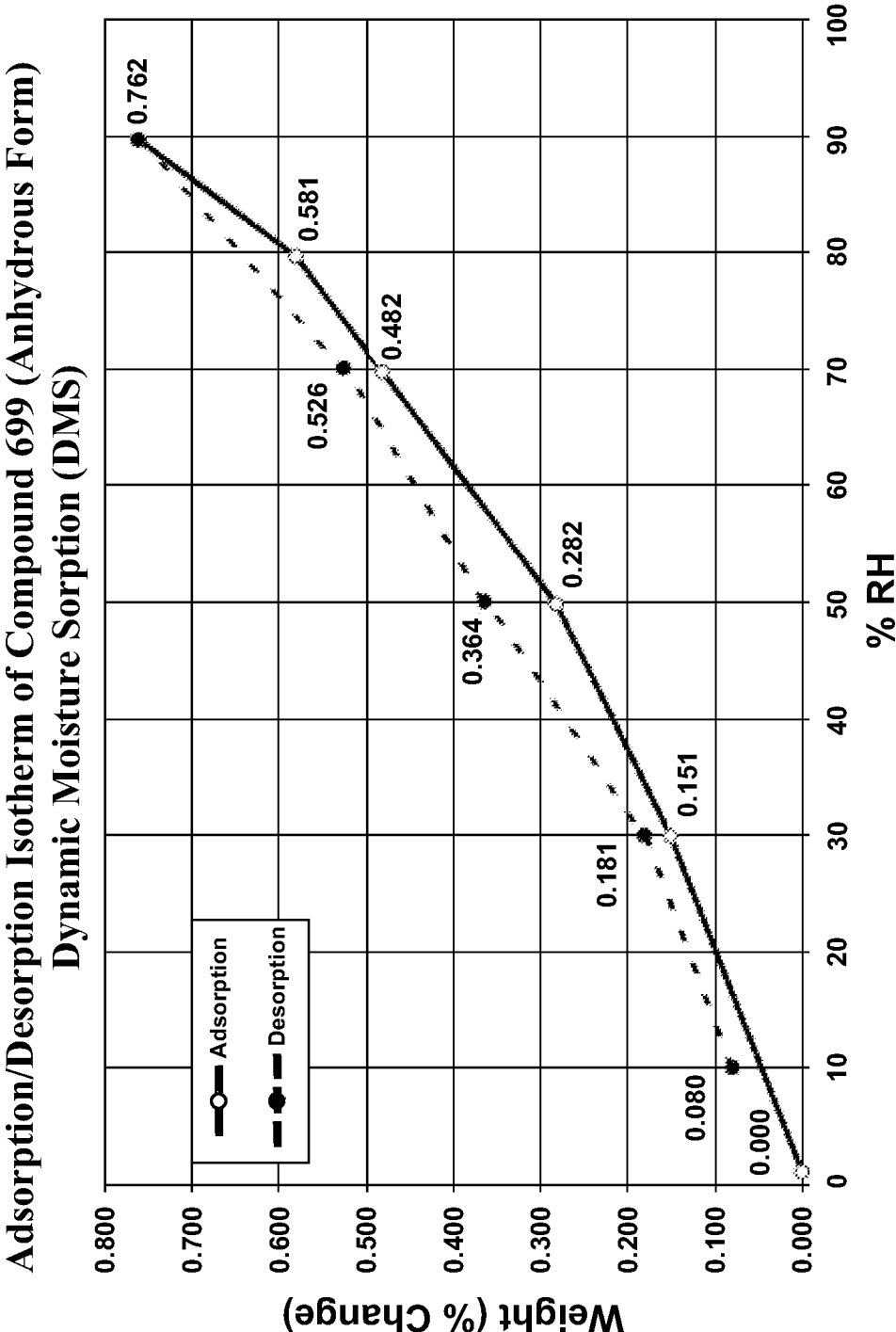


Figure 18



## INTERNATIONAL SEARCH REPORT

International application No  
PCT/US2012/026517

## A. CLASSIFICATION OF SUBJECT MATTER

INV. C07D231/54 C07D401/04 C07D401/14 C07D403/04 C07D405/14  
C07F9/09 A61K31/416 A61K31/4439 A61K31/497 A61K31/661  
A61P29/00

According to International Patent Classification (IPC) or to both national classification and IPC

## B. FIELDS SEARCHED

Minimum documentation searched (classification system followed by classification symbols)

C07D C07F

Documentation searched other than minimum documentation to the extent that such documents are included in the fields searched

Electronic data base consulted during the international search (name of data base and, where practicable, search terms used)

EPO-Internal, CHEM ABS Data

## C. DOCUMENTS CONSIDERED TO BE RELEVANT

Category*	Citation of document, with indication, where appropriate, of the relevant passages	Relevant to claim No.
Y	WO 2006/129178 A1 (GLENMARK PHARMACEUTICALS SA [CH]; MUTHUPPALANIAPPAN MEYYAPPAN [IN]; BA) 7 December 2006 (2006-12-07) page 62, paragraph "Methods of Treatment", down to fourth line from the bottom; page 65, line 24 to page 68, line 9 claims 1,18,19,30-35,39,42,45,46,47 -----	1-66
Y	WO 2006/030124 A1 (SANOFI AVENTIS [FR]; BARTH FRANCIS [FR]; CONGY CHRISTIAN [FR]; RINALDI) 23 March 2006 (2006-03-23) page 41, lines 20-24; claims 1,7-10; table III ----- -/-	1-66



Further documents are listed in the continuation of Box C.



See patent family annex.

\* Special categories of cited documents :

"A" document defining the general state of the art which is not considered to be of particular relevance

"E" earlier application or patent but published on or after the international filing date

"L" document which may throw doubts on priority claim(s) or which is cited to establish the publication date of another citation or other special reason (as specified)

"O" document referring to an oral disclosure, use, exhibition or other means

"P" document published prior to the international filing date but later than the priority date claimed

"T" later document published after the international filing date or priority date and not in conflict with the application but cited to understand the principle or theory underlying the invention

"X" document of particular relevance; the claimed invention cannot be considered novel or cannot be considered to involve an inventive step when the document is taken alone

"Y" document of particular relevance; the claimed invention cannot be considered to involve an inventive step when the document is combined with one or more other such documents, such combination being obvious to a person skilled in the art

"&" document member of the same patent family

Date of the actual completion of the international search

23 May 2012

Date of mailing of the international search report

06/06/2012

Name and mailing address of the ISA/

European Patent Office, P.B. 5818 Patentlaan 2  
NL - 2280 HV Rijswijk  
Tel. (+31-70) 340-2040,  
Fax: (+31-70) 340-3016

Authorized officer

Hass, Christian

## INTERNATIONAL SEARCH REPORT

International application No  
PCT/US2012/026517

C(Continuation). DOCUMENTS CONSIDERED TO BE RELEVANT		
Category*	Citation of document, with indication, where appropriate, of the relevant passages	Relevant to claim No.
A	<p>WO 2006/069242 A2 (ARENA PHARM INC [US]; BOATMAN DOUGLAS P [US]; SCHRADER THOMAS O [US];) 29 June 2006 (2006-06-29) cited in the application page 53, line 25 - page 56, line 25 page 74, lines 1-10 page 78, lines 15-26 page 91, line 28 - page 92, line 6 page 93, lines 14-20 page 94, line 27 - page 95, line 4 page 98, lines 24-30 page 99, line 27 - page 100, line 5 page 102, lines 8-14 page 103, lines 13-19 page 105, lines 12-17 page 114, lines 1-15 claims 1,43,44,46,59,60,64,67 -----</p>	1-66
A,P	<p>WO 2011/025541 A1 (ARENA PHARM INC [US]; JONES ROBERT M [US]; HAN SANGDON [US]; THORESEN) 3 March 2011 (2011-03-03) cited in the application claims 1,39-43,45-48,50-54,56; examples -----</p>	1-66

# INTERNATIONAL SEARCH REPORT

Information on patent family members

International application No

PCT/US2012/026517

Patent document cited in search report	Publication date	Patent family member(s)	Publication date
WO 2006129178 A1	07-12-2006	AR 055199 A1 AU 2006253842 A1 CA 2613678 A1 EP 1902034 A1 JP 2008545739 A PE 04312007 A1 WO 2006129178 A1	08-08-2007 07-12-2006 07-12-2006 26-03-2008 18-12-2008 27-06-2007 07-12-2006
WO 2006030124 A1	23-03-2006	AR 051288 A1 FR 2875230 A1 PE 06272006 A1 UY 29112 A1 WO 2006030124 A1	03-01-2007 17-03-2006 15-08-2006 28-04-2006 23-03-2006
WO 2006069242 A2	29-06-2006	AR 055015 A1 AU 2005319121 A1 BR PI0519262 A2 CA 2589648 A1 CN 102311378 A CN 102321024 A CU 20070144 A7 EA 200701361 A1 EP 1831178 A2 GE P20105126 B HN 2005036256 A JP 2008525476 A KR 20070088808 A MA 29148 B1 NI 200700161 A NZ 555721 A PA 8658301 A1 PE 09492006 A1 US 2006205955 A1 WO 2006069242 A2	01-08-2007 29-06-2006 06-01-2009 29-06-2006 11-01-2012 18-01-2012 22-01-2010 28-12-2007 12-09-2007 10-12-2010 08-02-2010 17-07-2008 29-08-2007 02-01-2008 21-04-2008 25-02-2011 13-10-2006 11-10-2006 14-09-2006 29-06-2006
WO 2011025541 A1	03-03-2011	AR 077991 A1 AU 2010286988 A1 CA 2770866 A1 TW 201111366 A WO 2011025541 A1	05-10-2011 15-03-2012 03-03-2011 01-04-2011 03-03-2011