

W. A. NETTLETON.
Folder for Sewing-Machines.

No. 219,172.

Patented Sept. 2, 1879.

Fig 1.

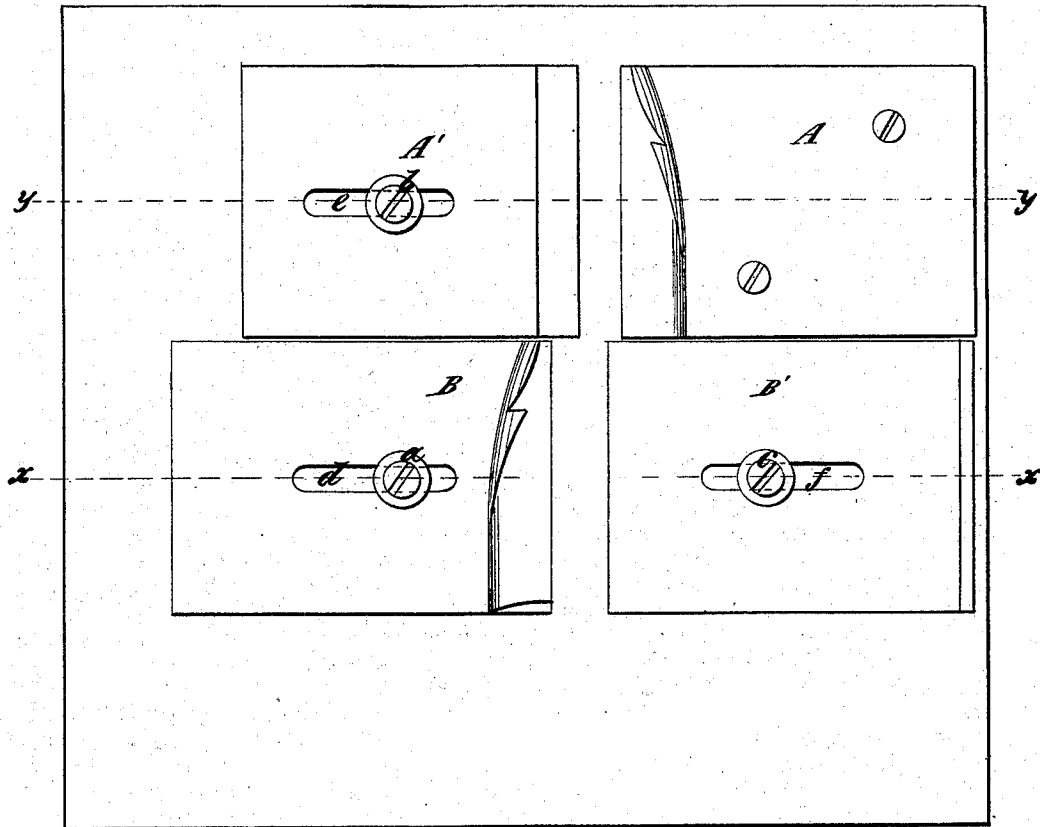


Fig 2.

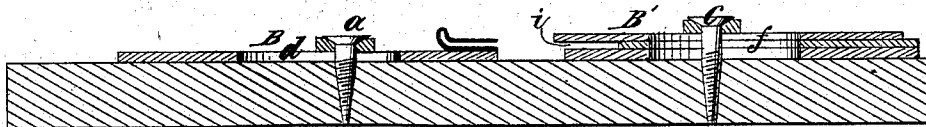
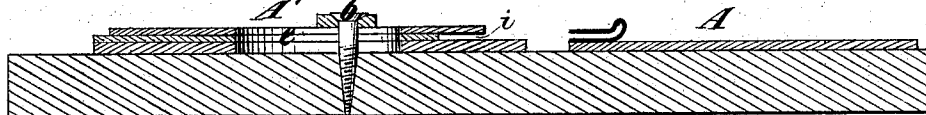


Fig 3.



Witnesses:
Chandler Haer
Ernest C. Webb

Inventor:
Wm. A. Nettleton
By J. A. Lehmann

UNITED STATES PATENT OFFICE.

WILLIAM A. NETTLETON, OF BRIDGEPORT, CONNECTICUT.

IMPROVEMENT IN FOLDERS FOR SEWING-MACHINES.

Specification forming part of Letters Patent No. 219,172, dated September 2, 1879; application filed March 29, 1879.

To all whom it may concern:

Be it known that I, WILLIAM A. NETTLETON, of Bridgeport, in the county of Fairfield and State of Connecticut, have invented a new and Improved Adjustable Folder for folding over the edges of binding-tape or other material to be sewed, of which the following is a specification.

This invention relates to certain improvements in folders or folding-guides for folding over the edges of various kinds of material; and the invention consists in making the folder in four parts, two of which parts are provided with turned-over devices for folding the material being sewed, while the other two parts form guiding-plates, a guiding-plate being arranged opposite each turning-plate, and the turning-plates being placed diagonally opposite each other, as will be more fully described hereinafter.

In the accompanying drawings, Figure 1 is a plan view of my improved folder or folding-guide. Fig. 2 is a cross-section of the same through the line *x x*, Fig. 1; and Fig. 3 is a cross-section through the line *y y*, Fig. 1.

Similar letters of reference indicate corresponding parts in all the figures.

The letter A in the drawings designates one of the folders, and A' its guiding-plate. B designates the other folder, and B' its guiding-plate. The folder B and guiding-plates A' and B' are held in position by means of set-screws *a*, *b*, and *c*, which pass through the slots *d*, *e*, and *f* in the folder B and guiding-plates A' and B', respectively. These set-screws can be tightened or loosened at pleasure.

The folder A is rigidly secured to the frame by suitable means. The two folders are formed of plates of a single thickness, and have the turned-over edges secured upon their tops, as shown in Figs. 2 and 3, while the guiding-plates are formed of three thicknesses of plates, or one thick plate having a groove, *i*, in its inner

edge. This groove *i* is on a level with the folded edge, and serves to catch over the opposite edge of the material from the one being folded for the purpose of keeping it straight.

By this construction and arrangement of the folder and guiding-plate in two parts the folder is made adjustable.

In operation the strips of material are inserted between the edges of the folder B and guiding-plate B', the left-hand edge of the material first passing through and being folded by the folder B, and then the right-hand edge passes through and is folded by the folder A.

When it is desired to fold various widths of material, the set-screws *a*, *b*, and *c* are loosened, and the folder B and plates A' and B' are adjusted to the desired positions, the material inserted as before, and the operation of folding repeated.

The chief advantage of this invention is that by making the folder in four parts two edges can be folded at the same time, when so desired, and when it is necessary to fold one edge only, one folder and one guiding-plate can either be moved back out of the way, or the material be passed over their top without being affected.

What I claim as my invention, and desire to secure by Letters Patent, is—

A folder for sewing-machines, composed of two folding-plates and two guiding-plates, the folding-plates being placed diagonally opposite to each other, and one folding-plate and the two guiding-plates being made adjustable, substantially as shown and described.

The foregoing description of my improved adjustable folder signed by me this 15th day of February, A. D. 1879.

WM. A. NETTLETON.

Witnesses:

KATE M. FENNELLY,
L. H. BRADLEY.