

W. CRONK.
TANG.

APPLICATION FILED OCT. 22, 1909.

972,753.

Patented Oct. 11, 1910.

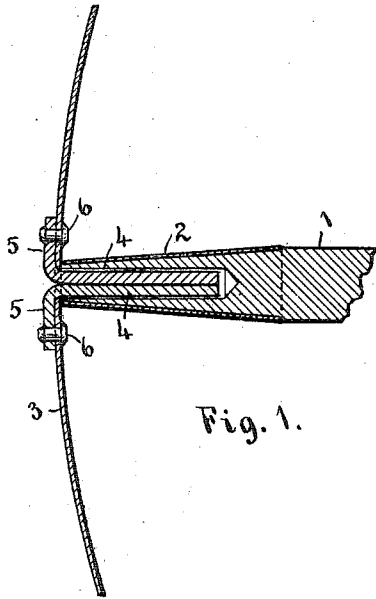


Fig. 1.

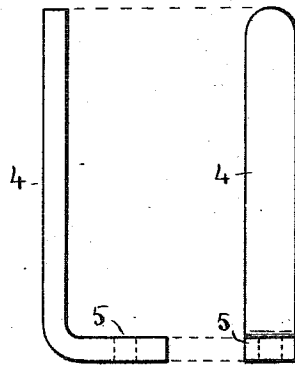


Fig. 3.

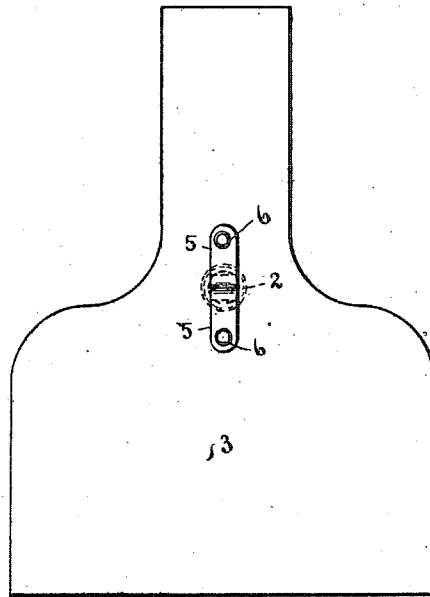


Fig. 2.

WITNESSES:

M. E. Verbeck.
Char. R. Stoolylen

INVENTOR

William Cronk
BY
Eugene Diven
ATTORNEY

UNITED STATES PATENT OFFICE.

WILLIAM CRONK, OF MONTOUR FALLS, NEW YORK.

TANG.

972,753.

Specification of Letters Patent. Patented Oct. 11, 1910.

Application filed October 22, 1909. Serial No. 524,033.

To all whom it may concern:

Be it known that I, WILLIAM CRONK, a citizen of the United States, residing at Montour Falls, in the county of Schuyler and State of New York, have invented a certain new and useful Improvement in Tangs, of which the following is a specification.

This invention relates to an improvement in the tangs by which flatbladed tools, such as hoes, scrapers, and the like, are fastened to their handles, my object being to provide a tang of this character which will firmly brace the tool-blade, and which will be strong enough to stand the strain under continuous service; and, furthermore, to provide such a tang at a low cost of manufacture.

I attain my object by constructing the tang, and fastening it to the blade of the tool and to the handle, in the manner illustrated in the accompanying drawings, in which—

Figure 1 presents a sectional view of my tang as applied to a hoe blade; Fig. 2, a front elevation of the hoe; and Fig. 3, a detail showing one of the parts of the tang on an enlarged scale.

Like numerals designate like parts in the several views.

The handle 1 is provided with a central bore at its outward end, and with a steel or other metal ferrule 2 around the bore, in the

usual manner. Into this bore the parts 4 of a two-part tang are driven until the blade 3 of the tool is set up tightly against the outer end of the handle and ferrule; the blade being held securely in position against the end of the handle by means of the bent-over ends 5 of the tang; these ends being riveted at 6 to the blade 3.

By making the tang in two parts, I am enabled to form it in a cheap manner from rectangular bars of steel or iron, which are simply cut to the required length, bent over at 5, and drilled to receive the rivets 6; moreover, by making the tang parts from bar metal, the tang is rendered exceedingly strong, so that it cannot break under the strains put upon it in operating the tool.

What I claim as my invention and desire to secure by Letters Patent is—

The combination, with a tool and its handle, of a tang composed of two separate parts, corresponding portions of said parts being passed through the tool and driven into a central bore in the handle side by side and the remaining portions being bent over at right angles in opposite directions and fastened to the tool against its outward side.

In testimony whereof I have affixed my signature, in presence of two witnesses.

WM. CRONK.

Witnesses:

E. G. CRONK,
W. D. BOWLBY.