US00D806182S

(12) **United States Design Patent** (10) **Patent No.: US D806,182 S**
Belker et al. (45) **Date of Patent: ** Dec. 26, 2017**

(54) **SET OF TOY ROBOT ARMS**

(71) Applicant: **Anki, Inc.**, San Francisco, CA (US)

(72) Inventors: **Harald Belker**, Marina Del Ray, CA (US); **David McVicar**, El Dorado, CA (US); **Hanns Tappeiner**, San Francisco, CA (US)

(73) Assignee: **Anki, Inc.**, San Francisco, CA (US)

(**) Term: **15 Years**

(21) Appl. No.: **29/576,983**

(22) Filed: **Sep. 8, 2016**

(51) **LOC (10) Cl.** **21-01**

(52) **U.S. Cl.**
USPC **D21/561**

(58) **Field of Classification Search**
USPC D21/533, 537, 539, 552–557, 561, 562, D21/578–581; D12/1, 3, 15, 2, 14; 446/89, 176, 424–427, 429, 433, 435, 446/470, 475
CPC A63H 17/002; A63H 17/045; A63H 17/14; A63H 17/25; A63H 33/003
See application file for complete search history.

(56) **References Cited**

U.S. PATENT DOCUMENTS

D236,704	S	*	9/1975	Smith	D12/15
D243,267	S	*	2/1977	Breneman	D21/537
D249,576	S	*	9/1978	Dunbar	D21/537
D250,672	S	*	12/1978	Ogawa	D12/132
D251,626	S	*	4/1979	Nakao	D21/537
D258,222	S	*	2/1981	Rumsey	D21/532
4,248,006	A	*	2/1981	Jones	A63H 17/002 446/313
D261,787	S	*	11/1981	Breneman	D21/537
D264,106	S	*	4/1982	Orenstein	D21/537

(Continued)

Primary Examiner — Cynthia M Chin
(74) *Attorney, Agent, or Firm* — Fish & Richardson P.C.

(57) **CLAIM**

The ornamental design for a set of toy robot arms, as shown and described.

DESCRIPTION

The present application is related to U.S. Design patent application Ser. No. 29/576,971, entitled "Toy Robot Body", filed concurrently herewith, and to U.S. Design patent application Ser. No. 29/576,972, entitled "Toy Robot Body", filed concurrently herewith, and to U.S. Design patent application Ser. No. 29/576,973, entitled "Toy Robot Head", filed concurrently herewith, and to U.S. Design patent application Ser. No. 29/576,974, entitled "Toy Robot Head", filed concurrently herewith, and to U.S. Design patent application Ser. No. 29/576,976, entitled "Toy Robot Eye", filed concurrently herewith, and to U.S. Design patent application Ser. No. 29/576,976, entitled "Toy Robot Eyes", filed concurrently herewith, and to U.S. Design patent application Ser. No. 29/576,986, entitled "Set of Toy Robot Arms", filed concurrently herewith, and to U.S. Design patent application Ser. No. 29/576,991, entitled "Set of Toy Robot Arms", filed concurrently herewith, the entire disclosures all of which are incorporated herein by reference.

FIG. **1** is a front perspective view of a set of toy robot arms according to our design;

FIG. **2** is a front elevational view thereof;

FIG. **3** is a rear elevational view thereof;

FIG. **4** is a right side elevational view thereof;

FIG. **5** is a left side elevational view thereof;

FIG. **6** is a top plan view thereof; and,

FIG. **7** is a bottom plan view thereof.

The broken lines illustrate unclaimed environmental structure and form no part of the claimed design. The dash-dot lines represent boundary lines that form no part of the claimed invention.

1 Claim, 7 Drawing Sheets

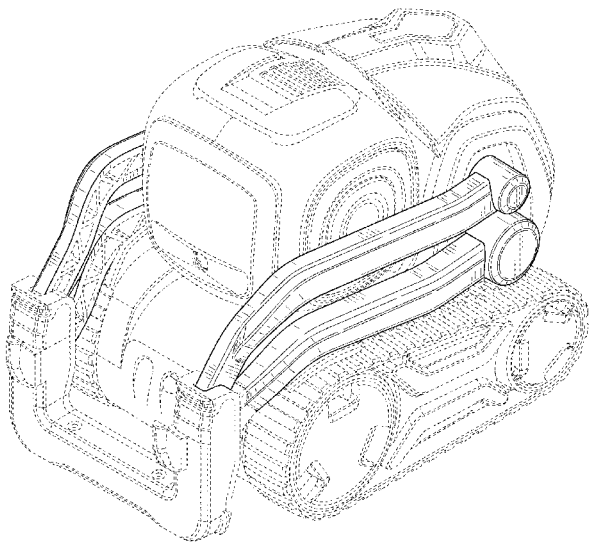

(56) **References Cited**

U.S. PATENT DOCUMENTS

D286,664	S	*	11/1986	Matsuda	D21/580
D288,341	S	*	2/1987	Ohno	D21/580
D288,948	S	*	3/1987	Ohno	D21/580
D304,221	S	*	10/1989	Poulsen	D21/561
D307,926	S	*	5/1990	Shinohara	D21/584
D312,108	S	*	11/1990	Weiland	D21/562
5,052,680	A	*	10/1991	Malewicki	A63H 33/003 100/233
5,310,379	A	*	5/1994	Hippely	A63H 33/003 446/279
D420,063	S	*	2/2000	Wei	D21/556
D424,134	S	*	5/2000	Hollis	D21/556
6,699,096	B2	*	3/2004	Christopherson	A63H 17/14 446/275
D530,380	S	*	10/2006	Weaver	D21/561
D650,449	S	*	12/2011	Cunningham	D21/537
D767,690	S	*	9/2016	Ewringmann	D21/431

* cited by examiner

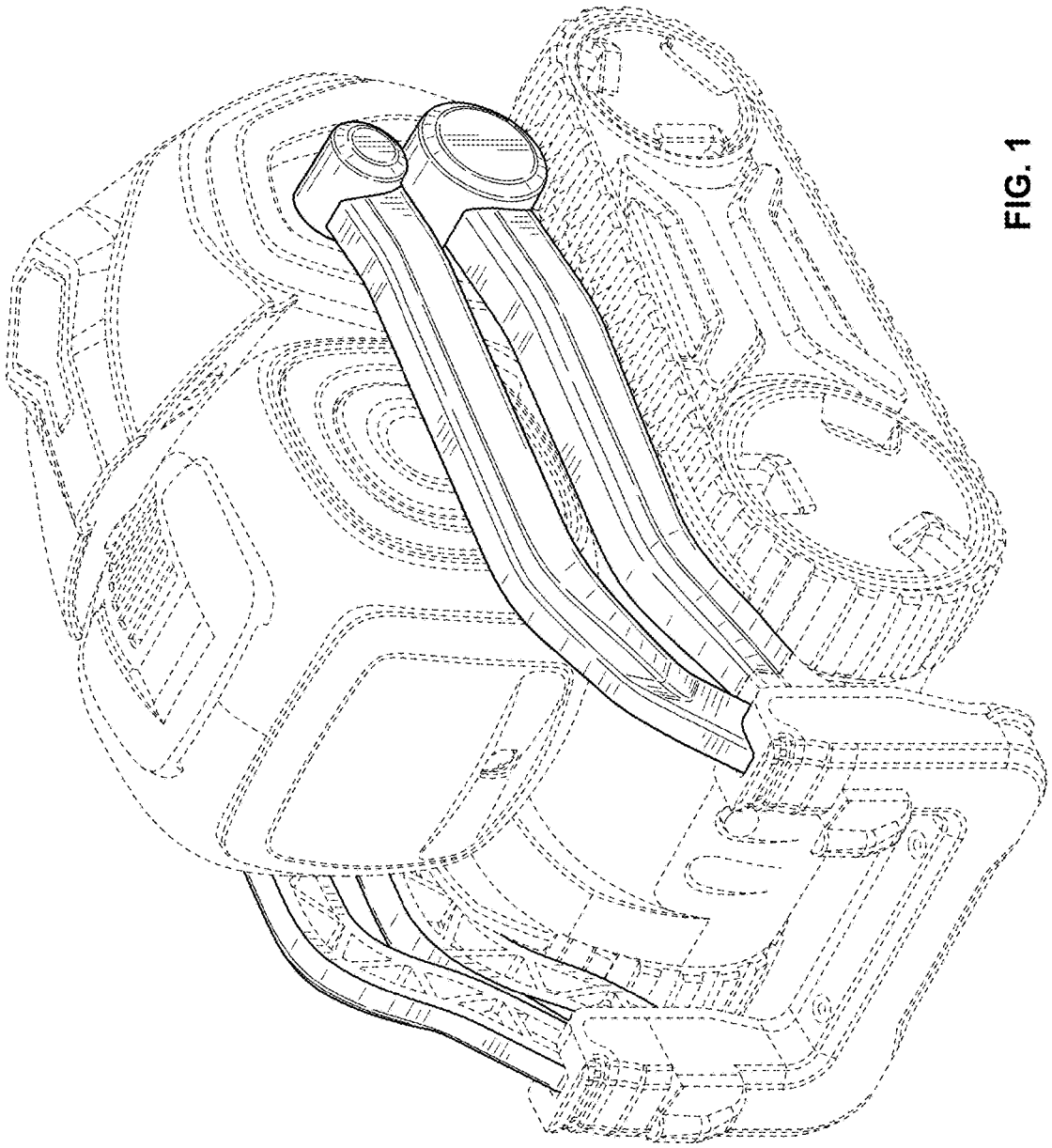

FIG. 1

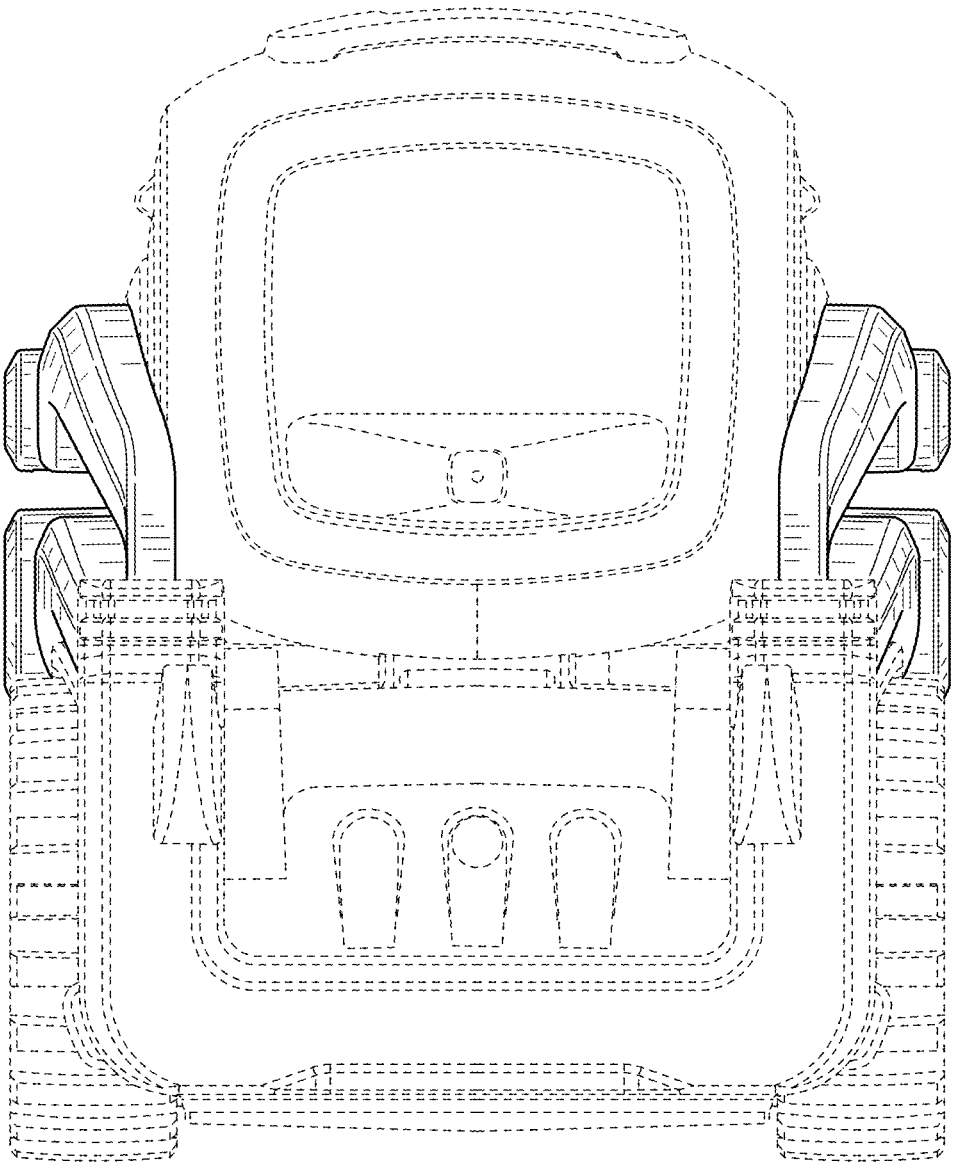

FIG. 2

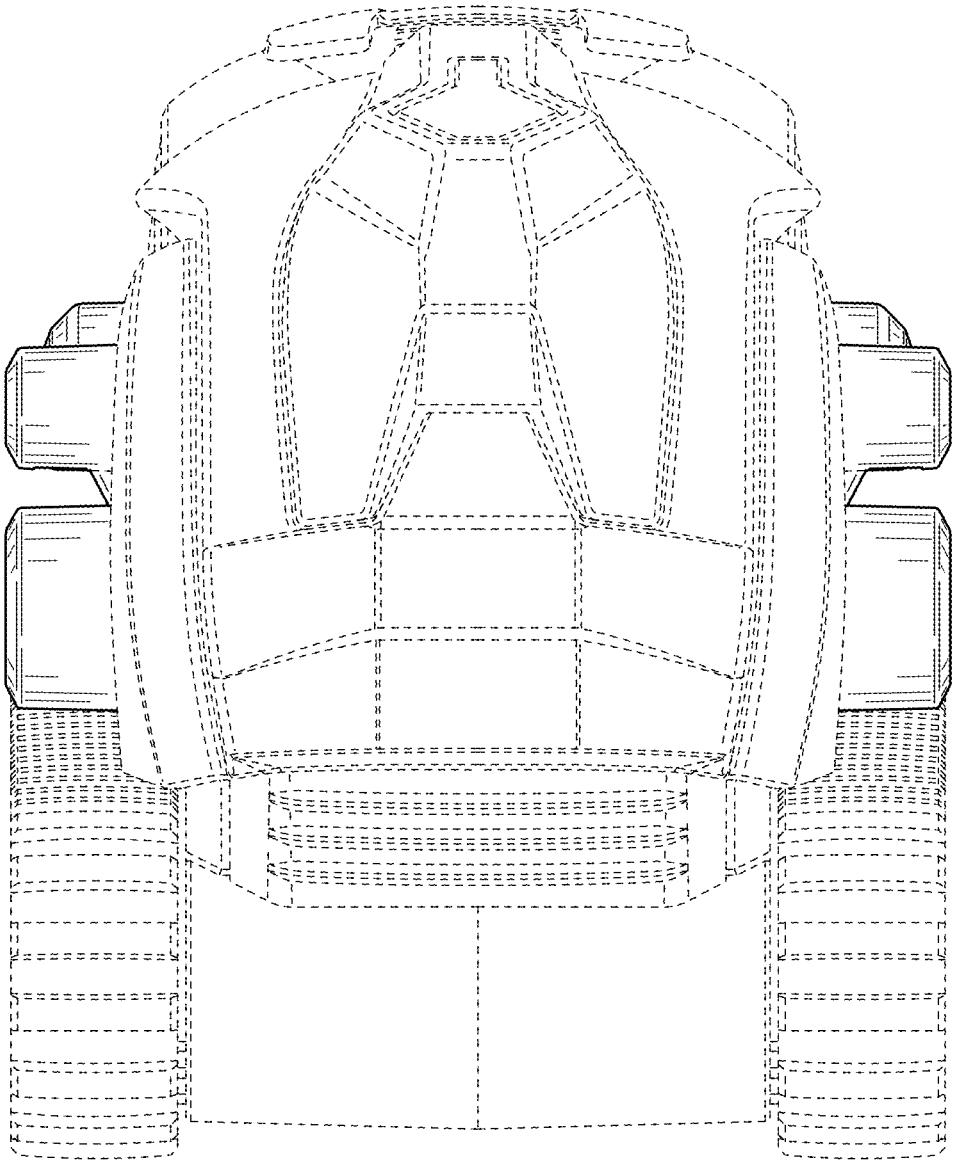

FIG. 3

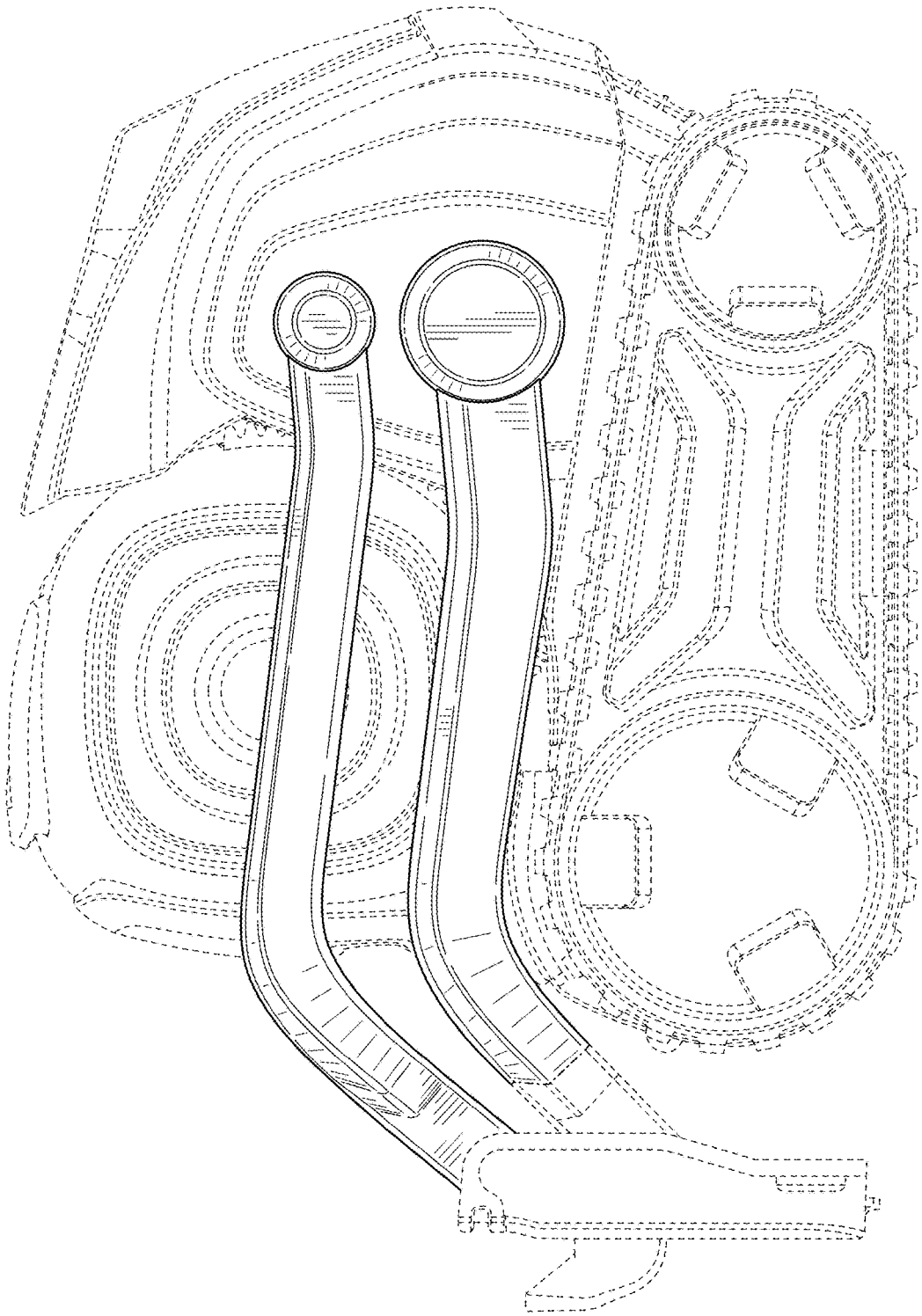

FIG. 4

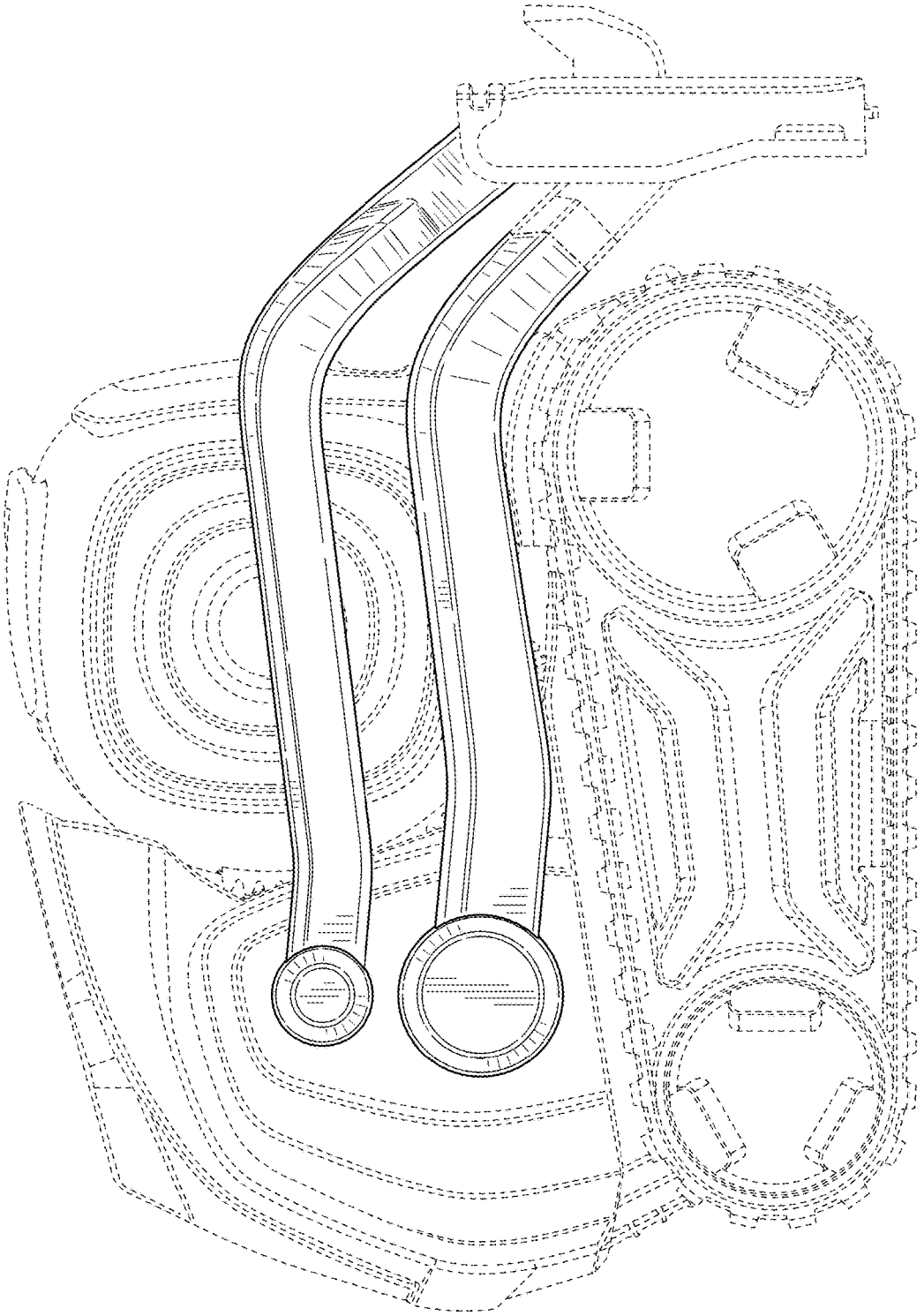

FIG. 5

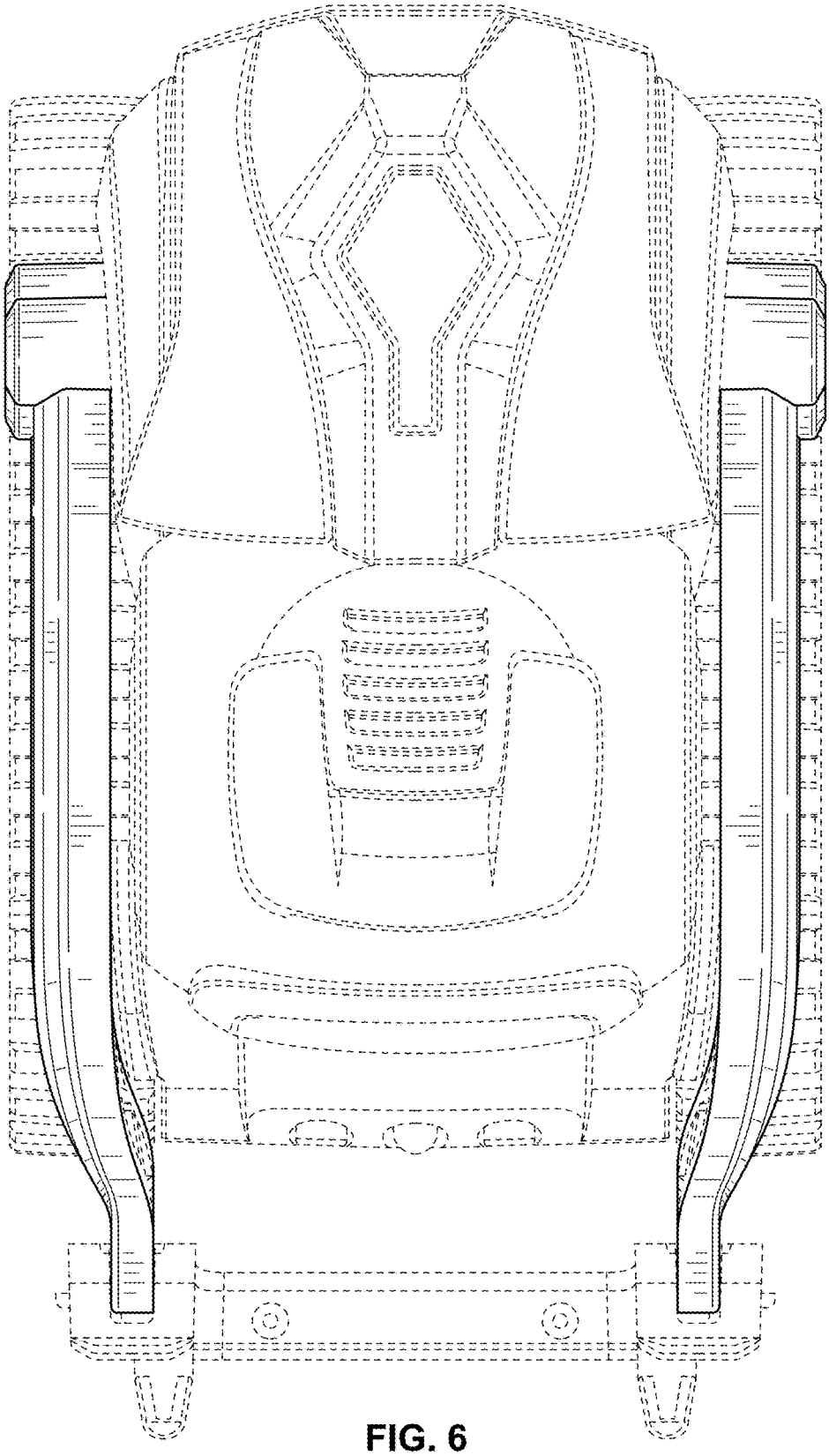

FIG. 6

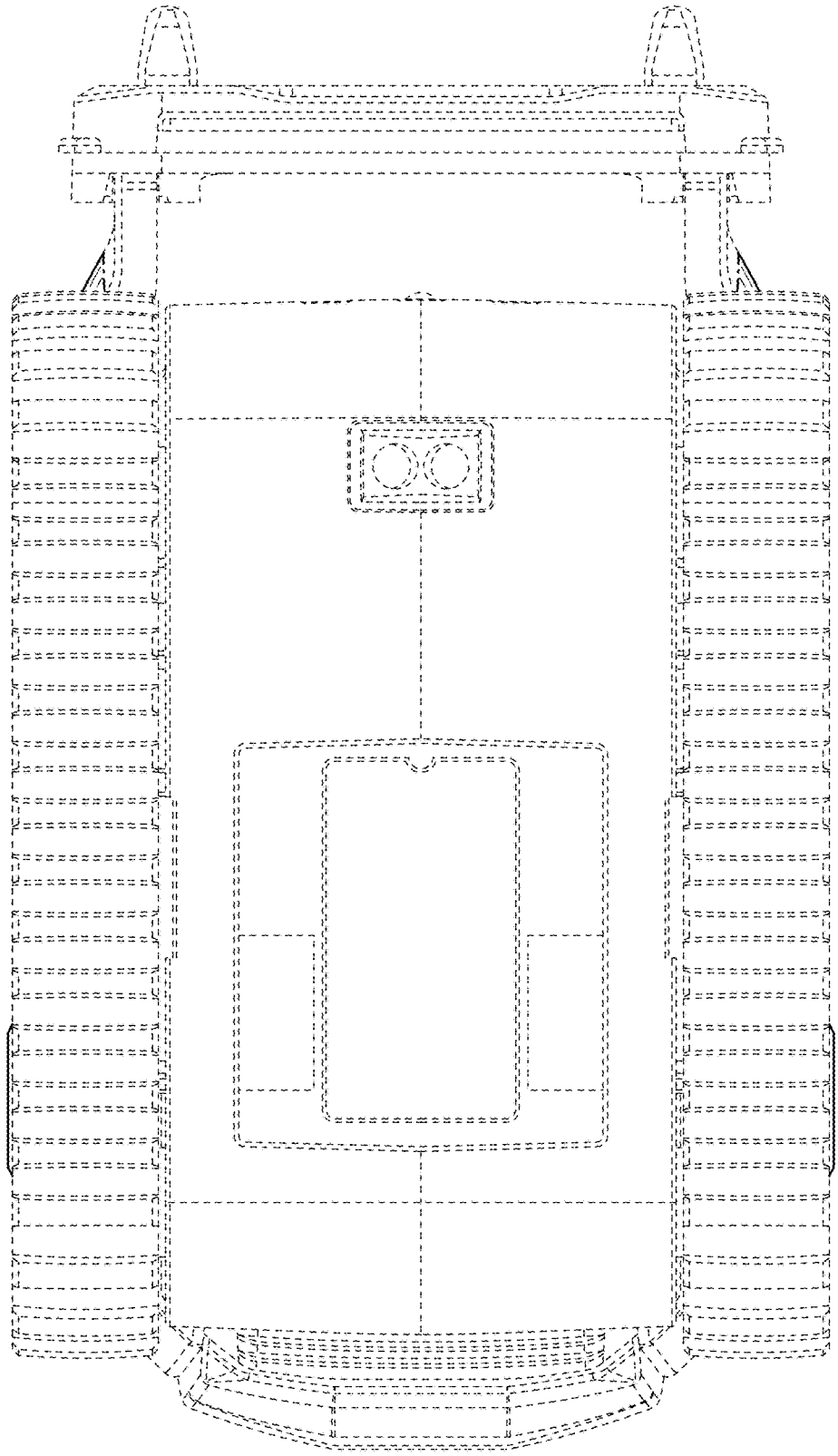

FIG. 7