



US00D483367S

(12) **United States Design Patent**
Olson et al.

(10) **Patent No.:** **US D483,367 S**

(45) **Date of Patent:** **** Dec. 9, 2003**

(54) **LIQUID CRYSTAL DISPLAY**

D448,769 S * 10/2001 Jung D14/374

D458,256 S * 6/2002 Liu D14/375

D464,650 S * 10/2002 Sun D14/375

(75) Inventors: **Mark H. Olson**, Sunnyvale, CA (US);
Jeff Wyatt, Sunnyvale, CA (US);
Michael Voege, Sunnyvale, CA (US);
Luke Williams, Sunnyvale, CA (US);
Garth Gibby, Sunnyvale, CA (US);
Ethan Imboden, Sunnyvale, CA (US);
Ana Reza, Sunnyvale, CA (US)

* cited by examiner

Primary Examiner—Freda Nunn

(74) *Attorney, Agent, or Firm*—Thomas, Kayden,
Horstemeier & Risley

(73) Assignee: **Hannspree, Inc.**, Taipei (TW)

(57) **CLAIM**

(**) Term: **14 Years**

The ornamental design for a liquid crystal display, as shown and described.

(21) Appl. No.: **29/170,311**

DESCRIPTION

(22) Filed: **Nov. 4, 2002**

FIG. 1 is a front perspective view thereof;

(51) **LOC (7) Cl.** **14-02**

FIG. 2 is a right side elevational view thereof;

(52) **U.S. Cl.** **D14/375**

FIG. 3 is a top plane view thereof;

(58) **Field of Search** D14/371-376,
D14/125-129; 248/917-924; 341/12; 345/104,
156, 168, 173, 901-905, 87; 348/180, 184,
325, 739; 349/1, 2, 11, 62

FIG. 4 is a front elevational view thereof;

FIG. 5 is a bottom plane view thereof;

FIG. 6 is a left side elevational view thereof; and,

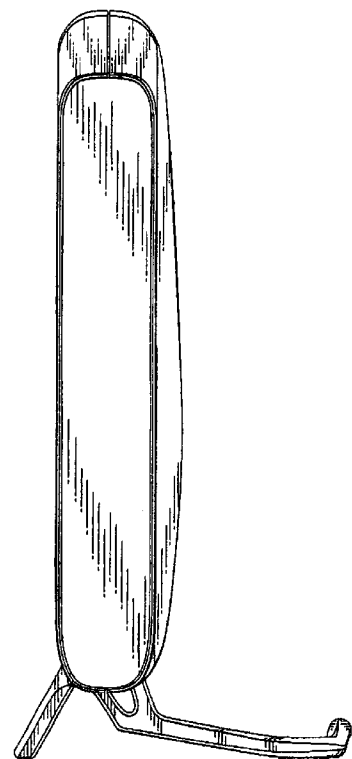

FIG. 7 is a rear elevational view thereof.

(56) **References Cited**

U.S. PATENT DOCUMENTS

D356,077 S * 3/1995 Harada et al. D14/126

1 Claim, 7 Drawing Sheets






FIG. 1




FIG. 2

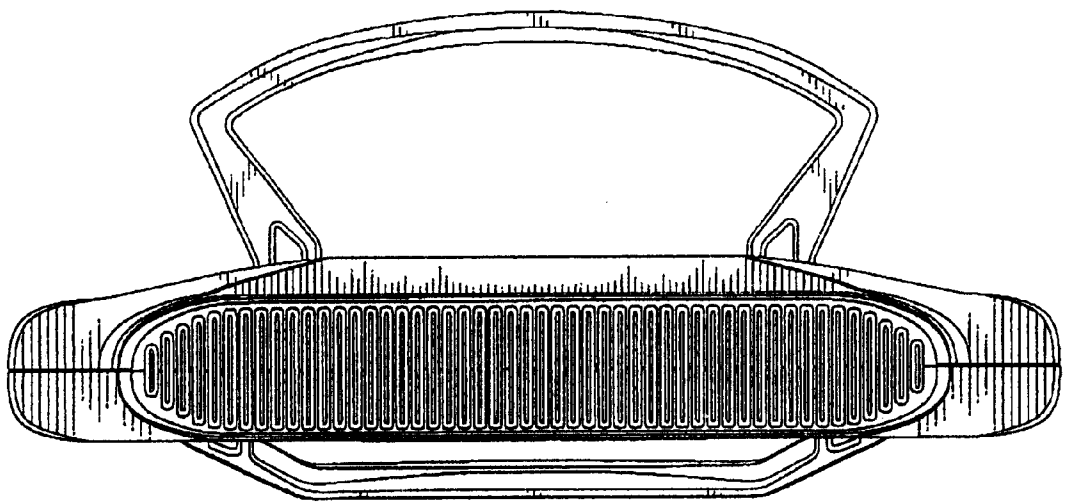


FIG. 3




FIG. 4

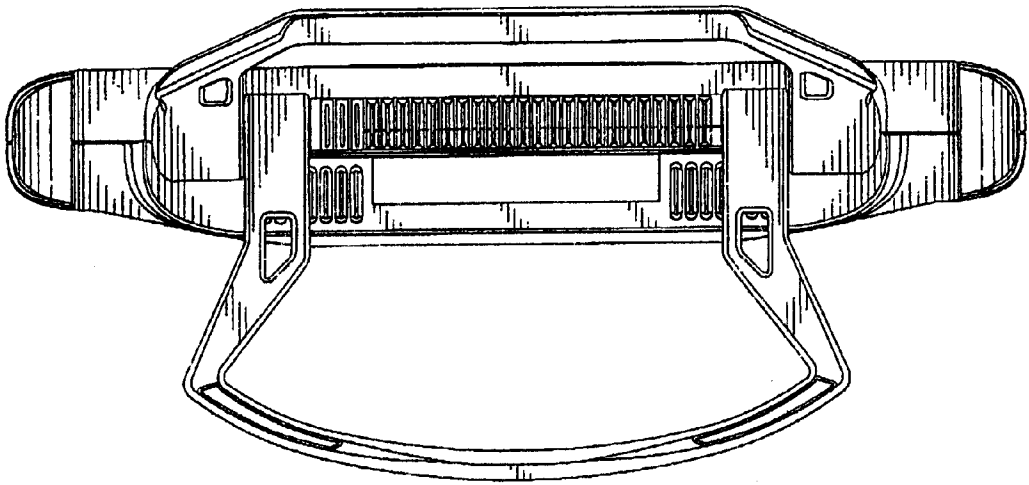


FIG. 5

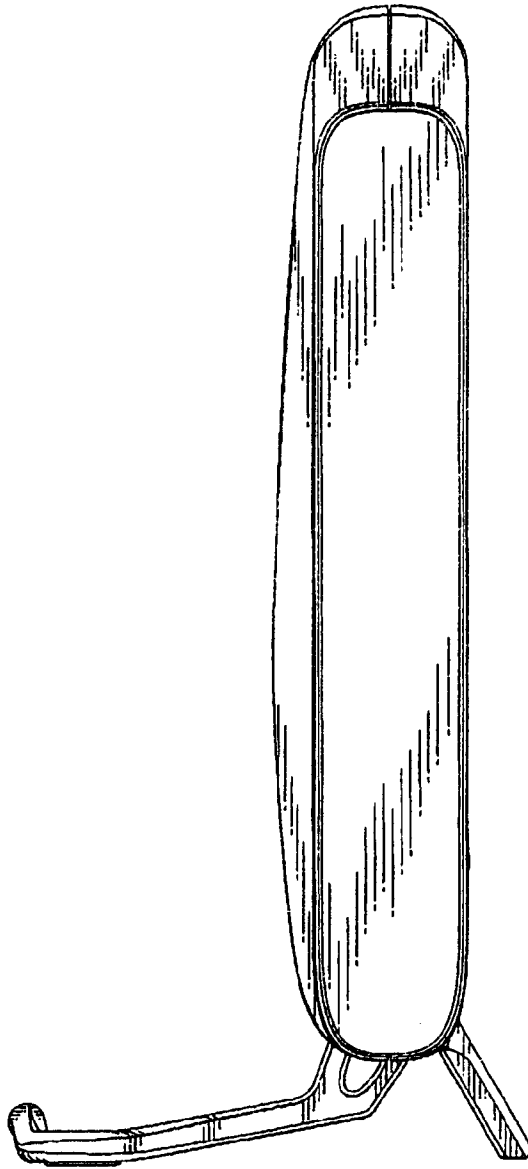


FIG. 6




FIG. 7