



US00D417372S

United States Patent [19]
Cachot

[11] **Patent Number: Des. 417,372**

[45] **Date of Patent: ** Dec. 7, 1999**

[54] **UNIVERSAL WRENCH**

[75] Inventor: **Maurice Cachot**, Delémont,
Switzerland

[73] Assignee: **Wenger SA**, Delemont, Switzerland

[**] Term: **14 Years**

[21] Appl. No.: **29/082,185**

[22] Filed: **Jan. 16, 1998**

Related U.S. Application Data

[62] Division of application No. 29/048,657, Jan. 10, 1996, Pat.
No. Des. 398,212.

Foreign Application Priority Data

Jul. 10, 1995 [WO] WIPO DMA/002-989

[51] **LOC (6) Cl.** **08-05**

[52] **U.S. Cl.** **D8/17; D8/21**

[58] **Field of Search** **D8/14, 17, 105,**
D8/18, 19, 21, 28; 7/118, 138, 168, 170

[56] **References Cited**

U.S. PATENT DOCUMENTS

D. 28,380 3/1898 Stortz D8/17
D. 59,396 10/1921 Williams D8/17

D. 257,383 10/1980 Davenport D8/17
D. 267,925 2/1983 La Mancusa D8/18
D. 285,900 9/1986 Chan D8/99
D. 332,384 1/1993 Dague D8/105
4,862,544 9/1989 Wallace 7/118

Primary Examiner—Philip S. Hyder
Attorney, Agent, or Firm—Brown & Wood, LLP

[57] **CLAIM**

The ornamental design for a universal wrench, as shown and described.

DESCRIPTION

FIG. 1 is a perspective view of an universal wrench according to my new design;

FIG. 2 is a front elevational view of the universal wrench shown in FIG. 1, the rear elevational view being a mirror image thereof;

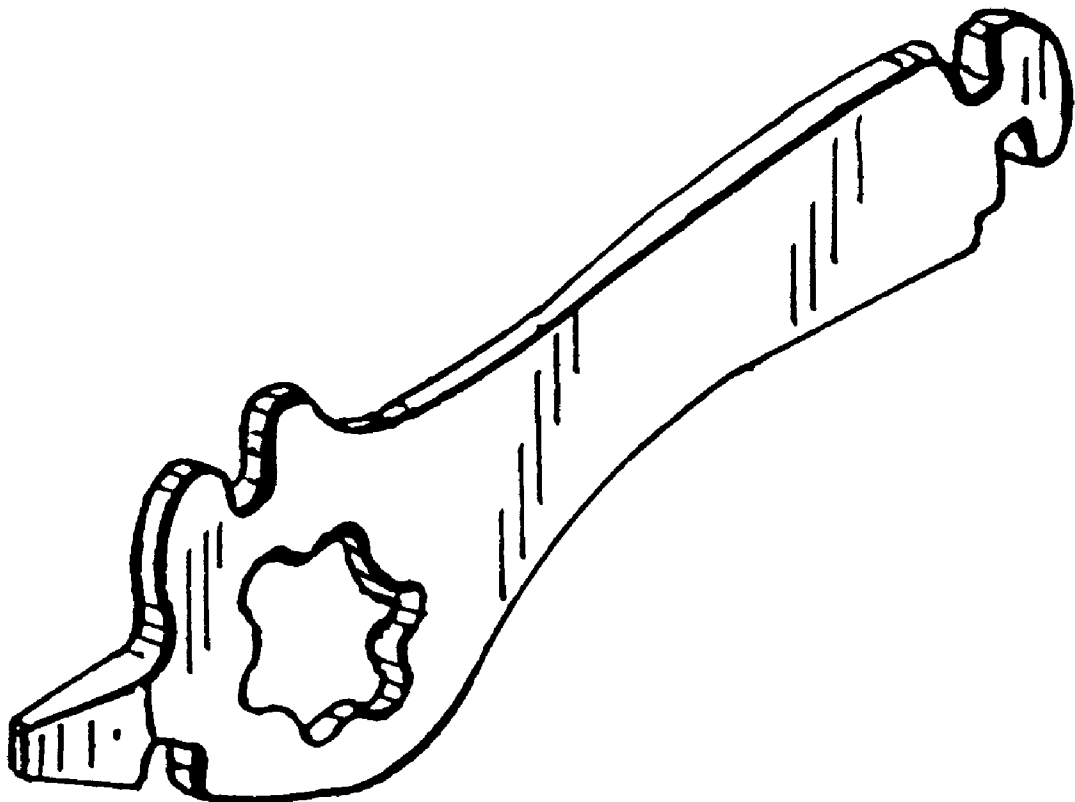
FIG. 3 is a leftside view of the universal wrench shown in FIG. 1;

FIG. 4 is a rightside view of the universal wrench shown in FIG. 1;

FIG. 5 is a top view of the universal wrench shown in FIG. 1; and,

FIG. 6 is a bottom view of the universal wrench shown in FIG. 1.

1 Claim, 1 Drawing Sheet



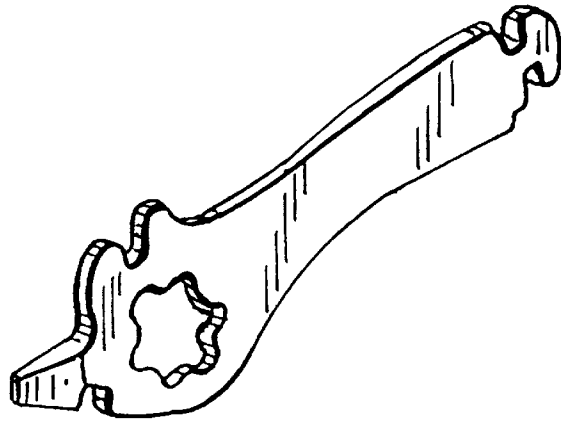


FIG. 1

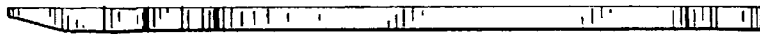


FIG. 5



FIG. 3

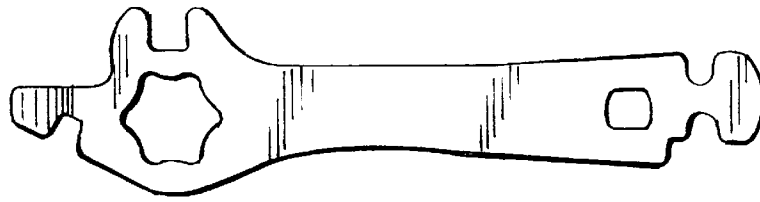


FIG. 2



FIG. 4




FIG. 6