United States Patent [19]

Brown

[11] **Patent Number: Des. 282,745**

[45] **Date of Patent: ** Feb. 25, 1986**

[54] **DIRECT STATION SELECTION CONSOLE**

[75] Inventor: **Wilbert C. Brown,** Fairfield, Conn.

[73] Assignee: **TIE/Communications, Inc.,** Shelton, Conn.

[**] Term: **14 Years**

[21] Appl. No.: **514,838**

[22] Filed: **Jul. 18, 1983**

[52] **U.S. Cl.** **D14/58;** D14/60; D14/115

[58] **Field of Search** ..... D14/59, 58, 60, 100, D14/102, 114, 115, 53, 62; 179/27 LA, 18 AD, 179.5 R, 100 R, 100 D; 340/365 R, 365 VL; 235/145 R; 200/159 B

[56] **References Cited**

U.S. PATENT DOCUMENTS

D. 249,513	9/1978	Zierhut	D14/100
D. 257,772	1/1981	Fukutani	D14/58
D. 271,767	12/1983	Ohie	D14/100
D. 272,349	1/1984	Dickinson	D14/100
D. 278,533	4/1985	Ando	D14/62
D. 278,709	5/1985	Xanthopoulus	D14/100
3,567,001	3/1971	Johnson et al.	D14/100
3,587,178	6/1971	Kojima	D14/100
3,739,161	6/1973	Gross et al.	235/145 R X
4,467,150	8/1984	Lectermann et al.	200/159 B

OTHER PUBLICATIONS

Telefon Report, vol. 11, #3, pp. 91-95, May 1976: Siemens Topset Tel. Systems.

Telephony, 6/16/1962; Adky Stromberg-Carlson RE F-50 PBX, pp. 2-3.

Ericssor Review, No. 3, 1982; Article Re Electronic PMBX, ADD 20; pp. 148-151.

Primary Examiner—Wallace R. Burke

Assistant Examiner—Horance B. Fay

Attorney, Agent, or Firm—Francis N. Carten

[57] **CLAIM**

The ornamental design for a direct station selection console, substantially as shown and described.

DESCRIPTION

FIG. **1** is a front isometric view of a direct station selection console showing my new design;

FIG. **2** is a left side elevation thereof;

FIG. **3** is a right side elevation thereof;

FIG. **4** is a top plan view thereof;

FIG. **5** is a front elevation thereof;

FIG. **6** is a back elevation thereof;

FIG. **7** is a bottom plan view thereof.

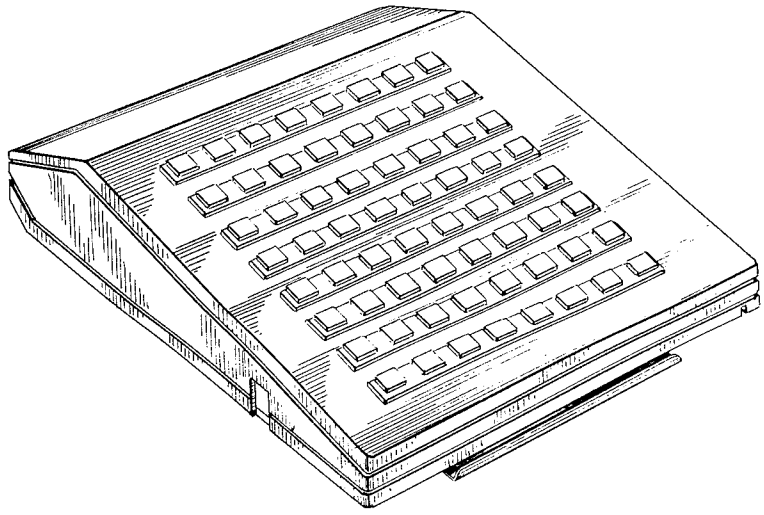

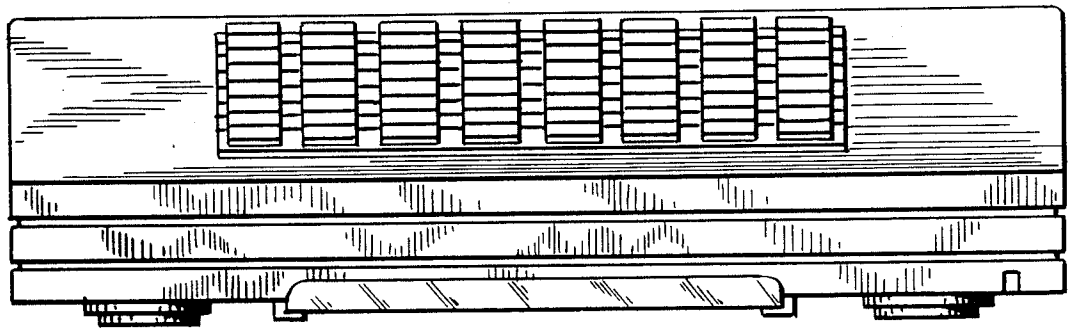

Fig. 1.

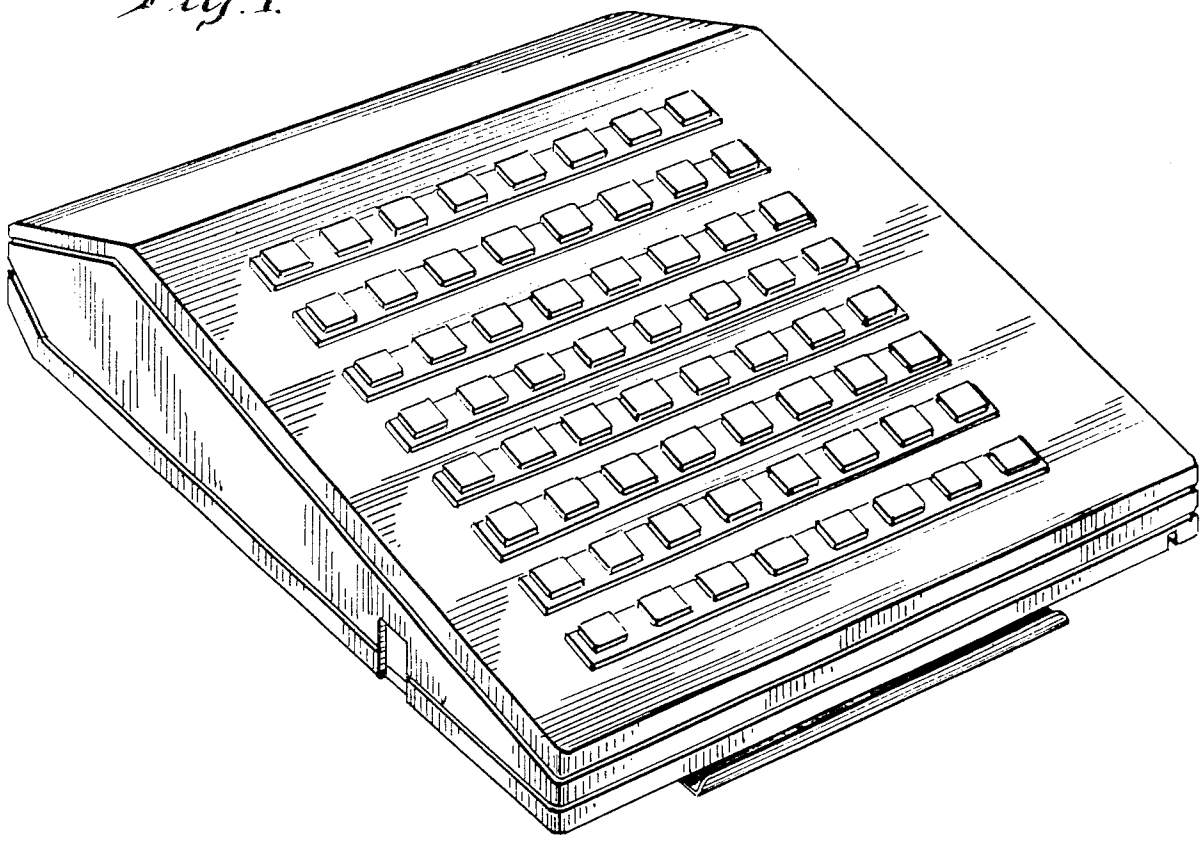

Fig. 2.

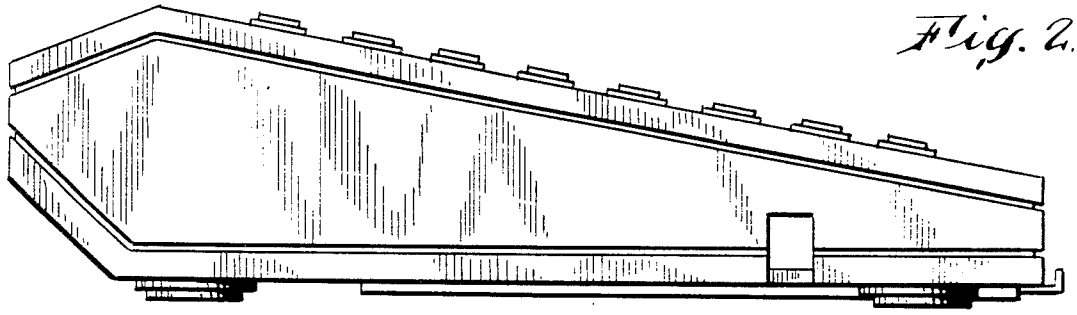

Fig. 3.

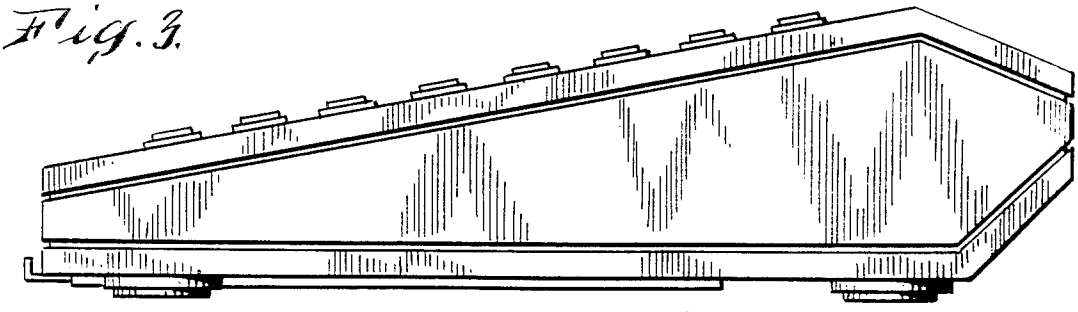

Fig. 4.

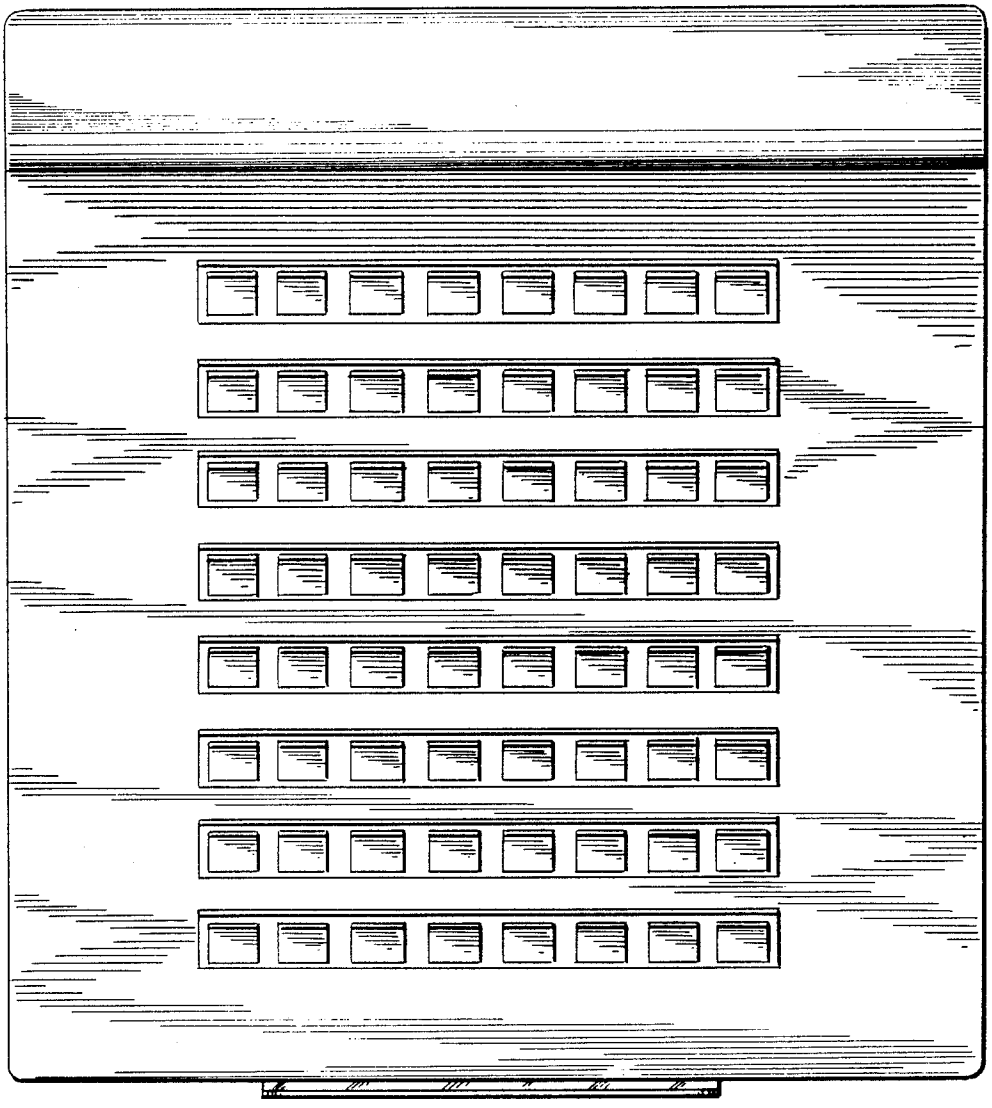

Fig. 5.

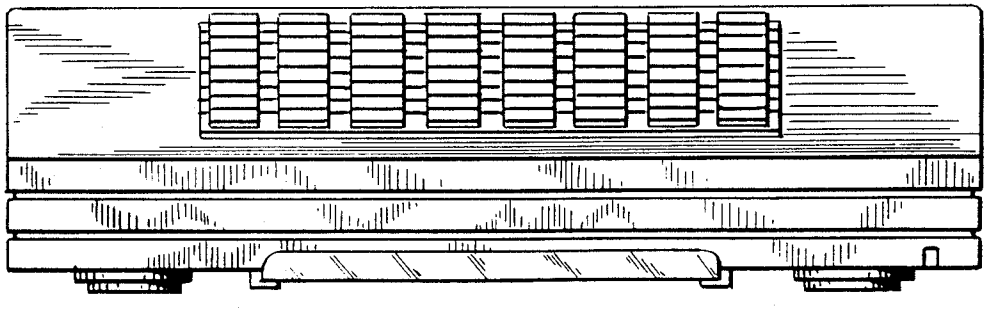

Fig. 6.

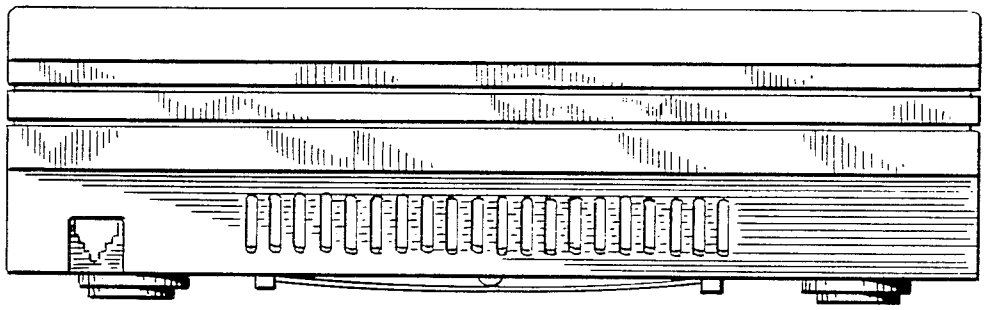

Fig. 7.

