

[54] PIN SETTER RAKE TUBE ASSEMBLY

Primary Examiner—Melvin B. Feifer
Attorney, Agent, or Firm—Fields, Lewis, Pittenger & Rost

[75] Inventors: Richard D. Lenhard, Arvada; Roger D. Lindblad, Westminster, both of Colo.

[57] CLAIM

[73] Assignee: Zot Manufacturing Co., Arvada, Colo.

The ornamental design for a pin setter rake tube assembly, as shown.

[**] Term: 14 Years

DESCRIPTION

[21] Appl. No.: 485,711

FIG. 1 is a perspective view of the pin setter rake tube assembly showing our new design;

[22] Filed: Apr. 18, 1983

FIG. 2 is a bottom plan view taken from the left of FIG. 1;

[52] U.S. Cl. D21/233

FIG. 3 is a top plan view taken from the right of FIG. 1;

[58] Field of Search D21/233; 273/59 A

FIG. 4 is a front elevation thereof;

[56] References Cited

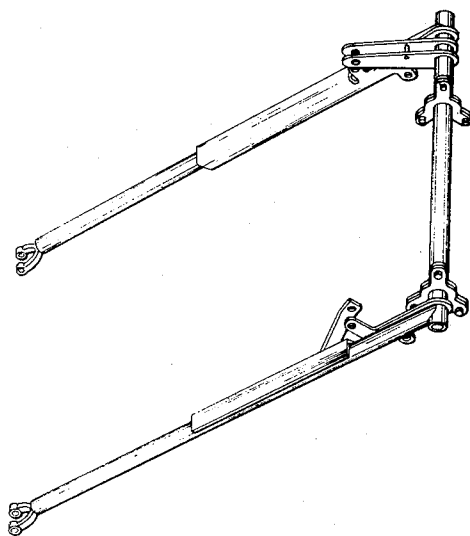
U.S. PATENT DOCUMENTS

FIG. 5 is a side view taken from the bottom of FIG. 4;

3,809,400 5/1974 Schmid et al. 273/54 A

FIG. 6 is an elevation; and,

FIG. 7 is a side view opposite FIG. 5.






FIG. 2

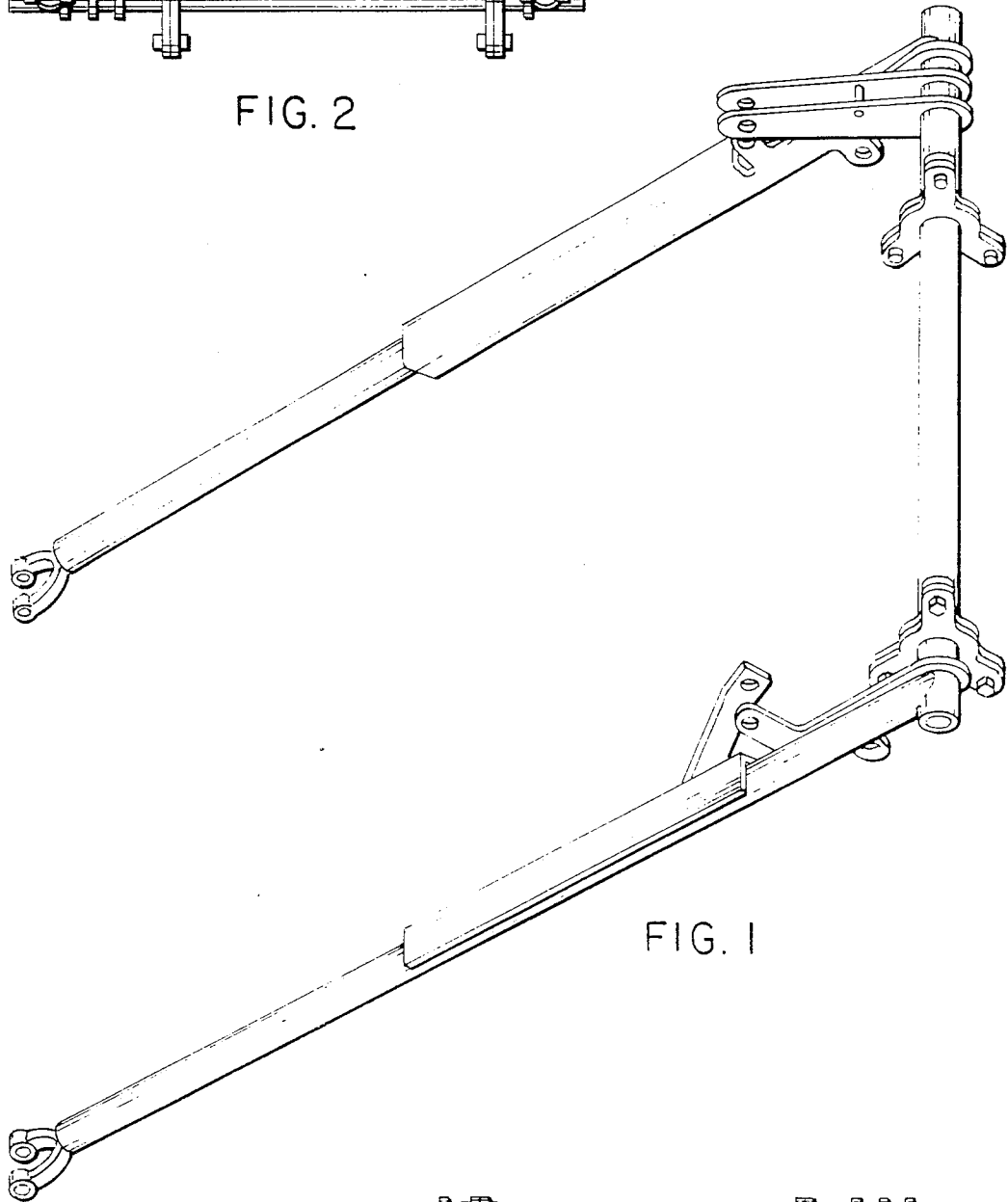


FIG. 1



FIG. 3

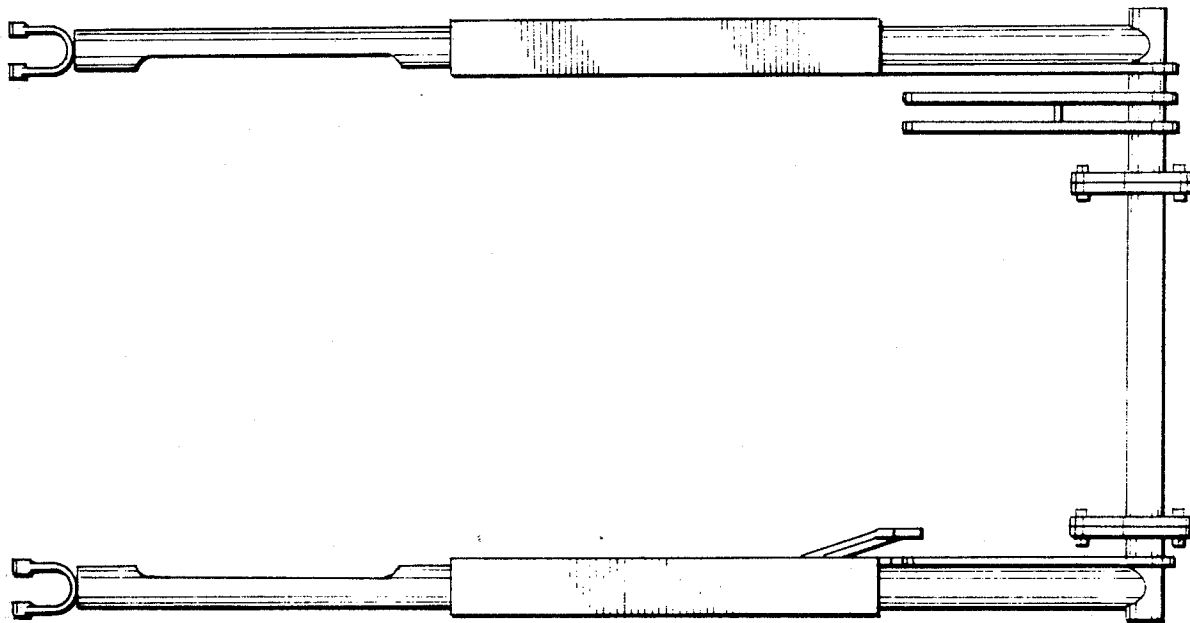


FIG. 4




FIG. 5

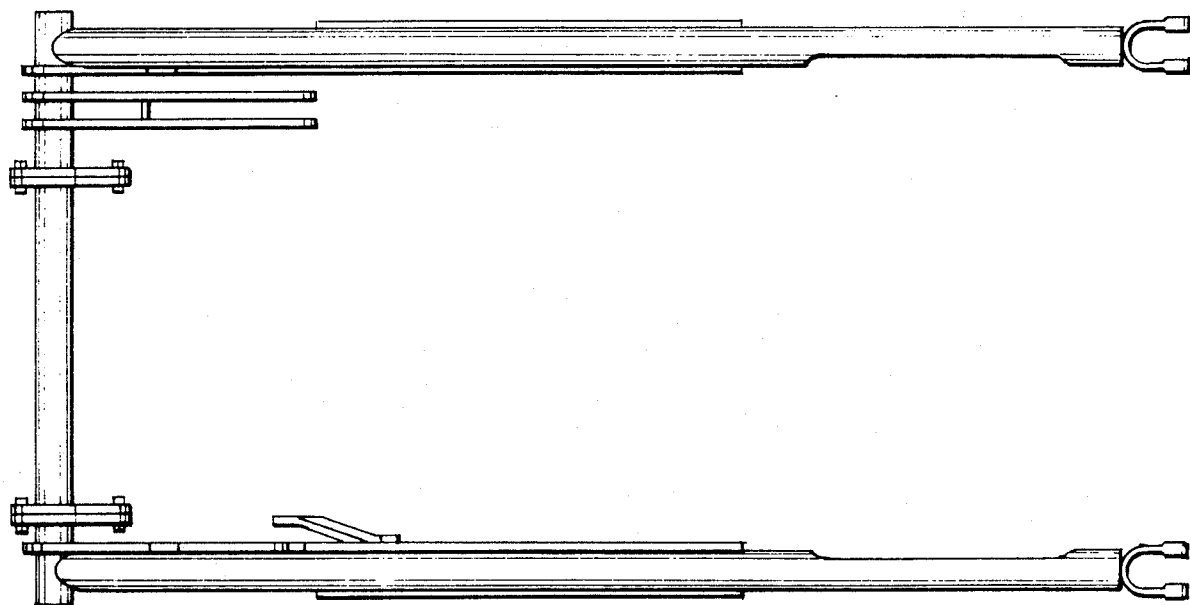


FIG. 6




FIG. 7