US00D928108S

(12) United States Design Patent

Huang et al.

(10) Patent No.: US D928,108 S
(45) Date of Patent: ** Aug. 17, 2021

(54) **MOBILE PHONE**

(71) Applicant: **Huawei Device Co., LTD.**, Dongguan (CN)

(72) Inventors: **Hungyi Huang**, Shanghai (CN); **Jenhui Liao**, Shanghai (CN); **Qinghao Jin**, Shenzhen (CN)

(73) Assignee: **Huawei Device Co., LTD.**, Dongguan (CN)

(**) Term: **15 Years**

(21) Appl. No.: **29/698,239**

(22) Filed: **Jul. 15, 2019**

(30) **Foreign Application Priority Data**

Jan. 15, 2019 (CN) 201930020643.6

(51) **LOC (13) Cl.** **14-03**

(52) **U.S. Cl.**
USPC ..... **D14/138 AB**

(58) **Field of Classification Search**
USPC ..... D14/138 G, 138 AD, 138 AB, 248, 341, D14/371, 374, 138 R, 138 AA, 138 AC, D14/138 C, 345
(Continued)

(56) **References Cited**

U.S. PATENT DOCUMENTS

D622,692 S * 8/2010 McWilliam ..... D14/138 G
D712,401 S * 9/2014 Lee D14/341
(Continued)

FOREIGN PATENT DOCUMENTS

CN 301617411 S 7/2011
CN 301617412 S 7/2011
(Continued)

Primary Examiner — Bridget L Eland

(74) *Attorney, Agent, or Firm* — Rimon PC

(57) **CLAIM**

The ornamental design for a mobile phone, as shown and described.

DESCRIPTION

FIG. **1** is a front elevation view of a first embodiment of a mobile phone in an open state, showing our new design;
FIG. **2** is a back elevation view thereof.
FIG. **3** is a left elevation view thereof;
FIG. **4** is a right elevation view thereof;
FIG. **5** is a top plan view thereof;
FIG. **6** is a bottom plan view thereof;
FIG. **7** is a front elevation view of the first embodiment of a mobile phone in a closed state, showing our new design;
FIG. **8** is a back elevation view thereof;
FIG. **9** is a left elevation view thereof;
FIG. **10** is a top plan view thereof;
FIG. **11** is a bottom plan view thereof;
FIG. **12** is a perspective view of the first embodiment of a mobile phone in a close state, showing our new design;
FIG. **13** is another perspective view of the first embodiment of a mobile phone in an open state, showing our new design;
FIG. **14** is a front elevation view of a second embodiment of a mobile phone in an open state, showing our new design;
FIG. **15** is a back elevation view thereof;
FIG. **16** is a left elevation view thereof;
FIG. **17** is a right elevation view thereof;
FIG. **18** is a top plan view thereof;
FIG. **19** is a bottom plan view thereof;
FIG. **20** is a front elevation view of the second embodiment of a mobile phone in a closed state, showing our new design;
FIG. **21** is a back elevation view thereof;
FIG. **22** is a left elevation view thereof;
FIG. **23** is a right elevation view thereof;
FIG. **24** is a top plan view thereof;
FIG. **25** is a bottom plan view thereof;
FIG. **26** is a perspective view of the second embodiment of a mobile phone in a closed state, showing our new design; and,

(Continued)

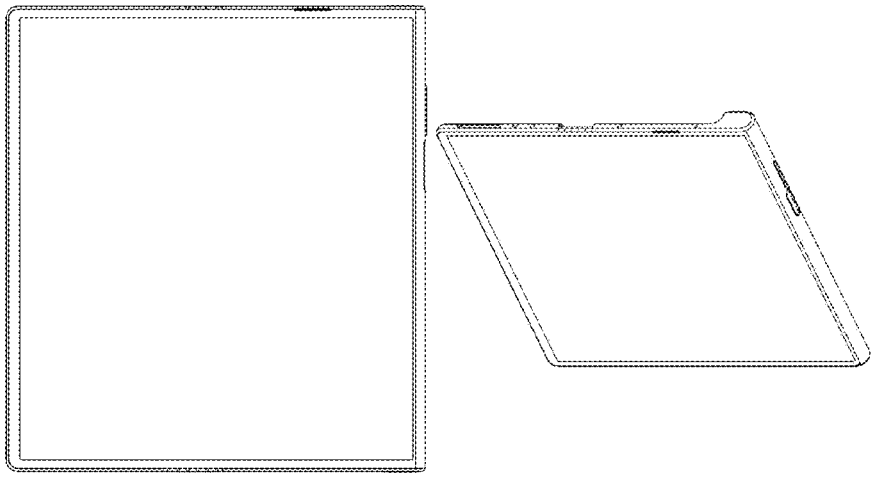

FIG. **27** is another perspective view of the second embodiment of a mobile phone in a open state, showing our new design.

The broken lines in the figures show portions of the mobile phone that form no part of the claimed design.

1 Claim, 27 Drawing Sheets

(58) **Field of Classification Search**
CPC H04M 1/0202; H04M 1/0235; H04M 1/0237; H04M 1/0239; H04M 1/0266; H04M 1/0268; H04M 1/027; H04M 1/0295; H04M 1/02; H04M 1/0279; H04M 1/0283
See application file for complete search history.

(56) **References Cited**

U.S. PATENT DOCUMENTS

D724,582	S	*	3/2015	Kim	D14/341
D745,001	S	*	12/2015	Cho	D14/341
D746,285	S	*	12/2015	Okabe	D14/345
D750,510	S	*	3/2016	Lenz	D10/65
D779,483	S	*	2/2017	Wall	D14/341
D784,945	S		4/2017	Choo et al.	
D784,973	S	*	4/2017	Kim	D14/248
D786,254	S	*	5/2017	Yum	D14/432
D792,364	S	*	7/2017	Kim	D14/138 G
D798,256	S	*	9/2017	Choo	D14/138 AA
D798,257	S	*	9/2017	Choo	D14/138 AB
D814,455	S	*	4/2018	Kwon	D14/341
D816,666	S	*	5/2018	Jiang	D14/341
D839,267	S	*	1/2019	Park	D14/345
D840,960	S	*	2/2019	Bishop	D14/126
D875,091	S	*	2/2020	Kwon	D14/341
D884,743	S	*	5/2020	Liu	D14/496
D890,714	S	*	7/2020	Ma	D14/138 AB
D892,073	S	*	8/2020	Fang	D14/138 AB
D894,144	S	*	8/2020	Lee	D14/138 AB
D897,301	S	*	9/2020	Lee	D14/138 AB
D901,419	S	*	11/2020	Lee	D14/138 AB
D901,422	S	*	11/2020	Lee	D14/138 AB
D901,495	S	*	11/2020	Lee	D14/345
D902,168	S	*	11/2020	Yuan	D14/138 AB
2020/0249722	A1	*	8/2020	Cha	H04M 1/0268

FOREIGN PATENT DOCUMENTS

CN	302709899	S	1/2014
CN	302772687	S	3/2014
CN	303949139	S	11/2016
CN	304893326	S	11/2016
CN	304683582	S	6/2018
JP	D1491526		3/2014
KR	300778212		1/2018

* cited by examiner



FIG. 1



FIG. 2



FIG. 3



FIG. 4



FIG. 5

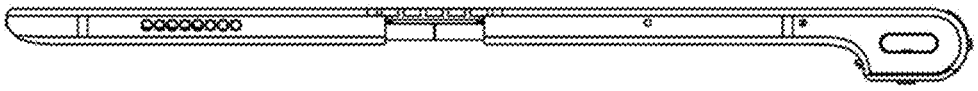

FIG. 6



FIG. 7

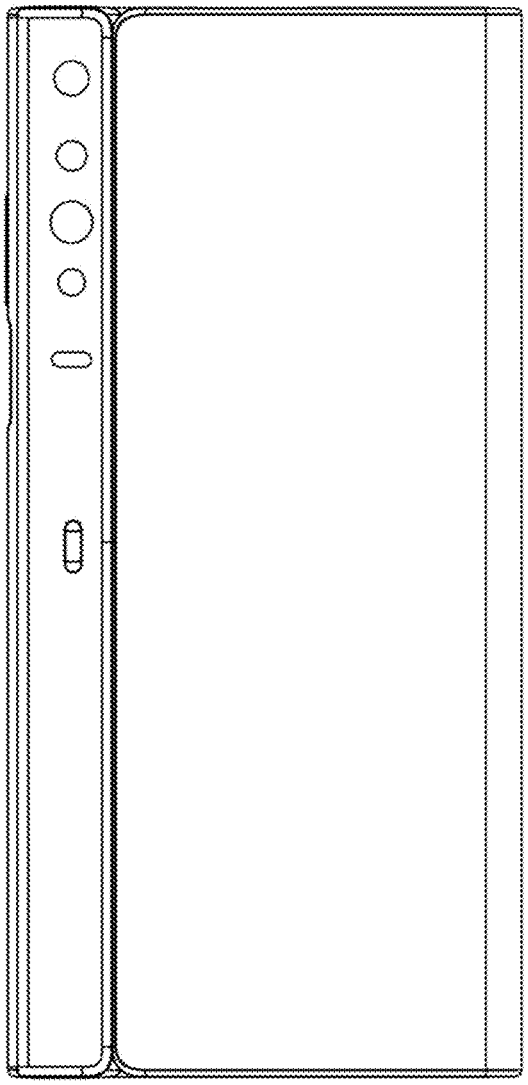

FIG. 8



FIG. 9



FIG. 10



FIG. 11

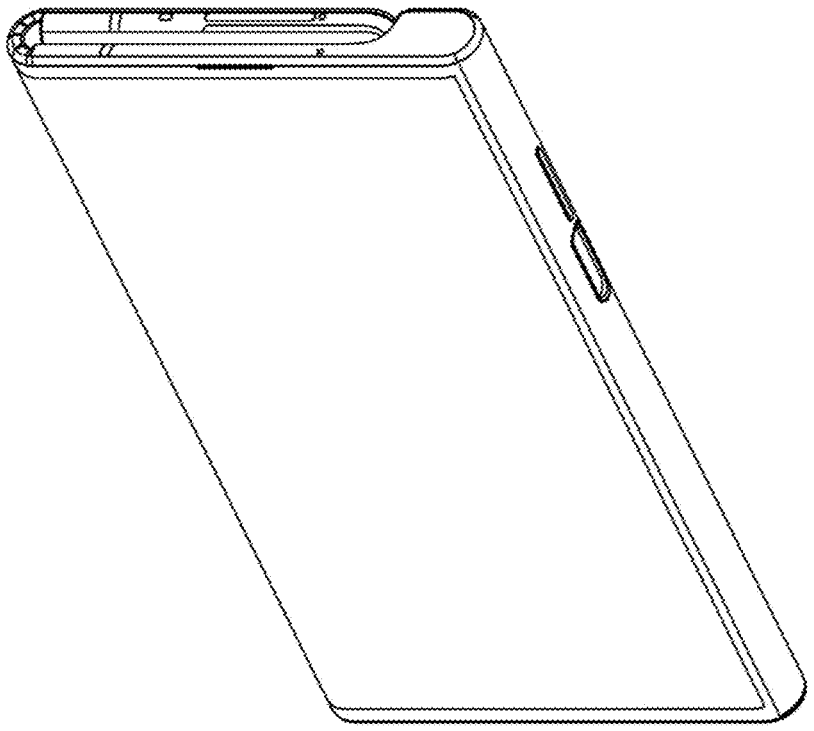

FIG. 12

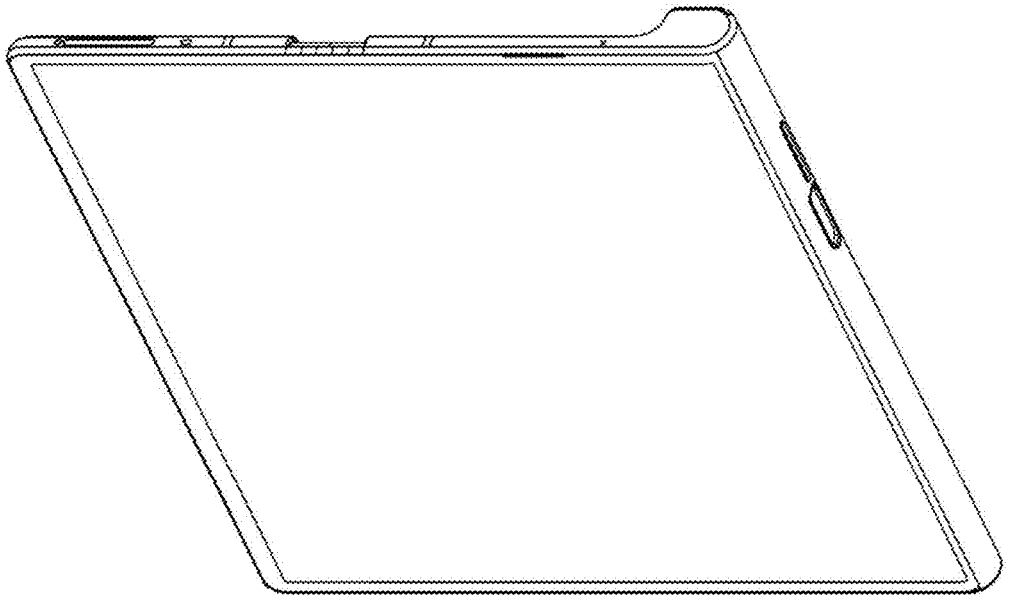

FIG. 13



FIG. 14

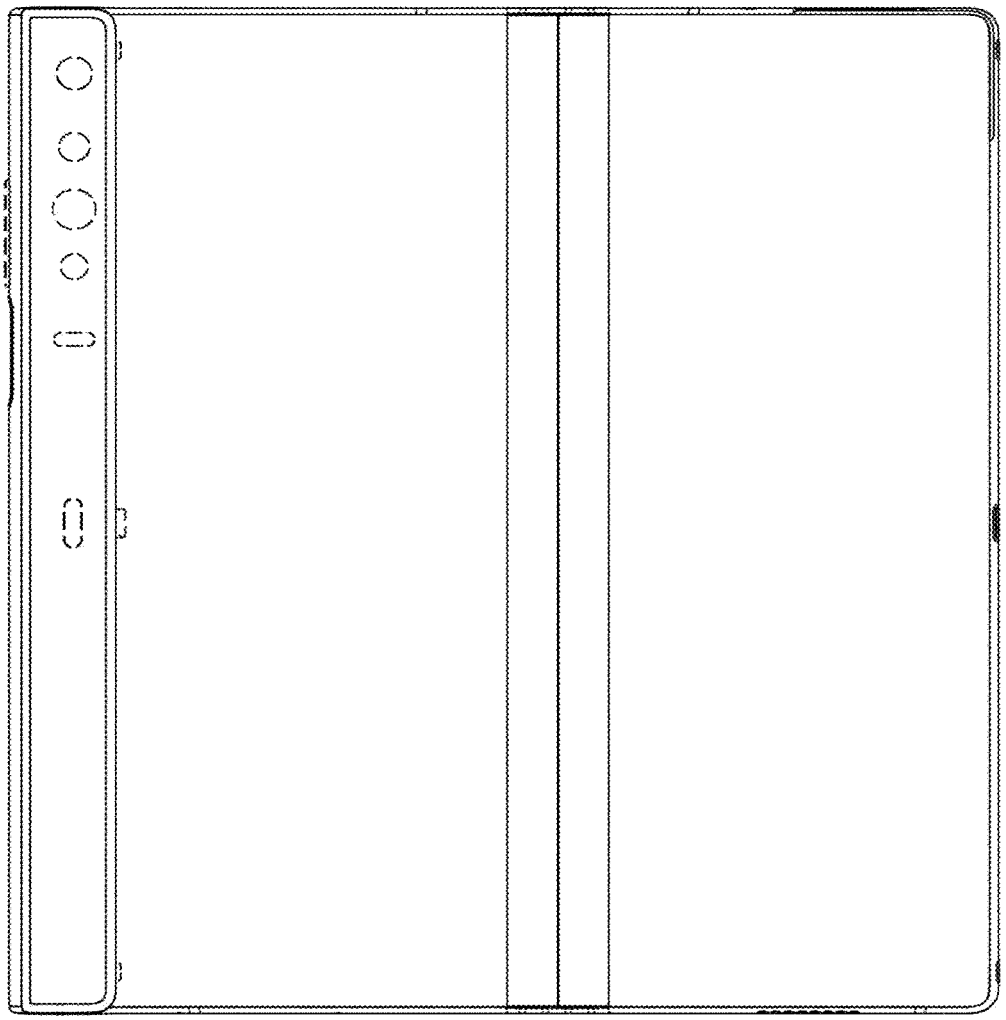

FIG. 15



FIG. 16



FIG. 17

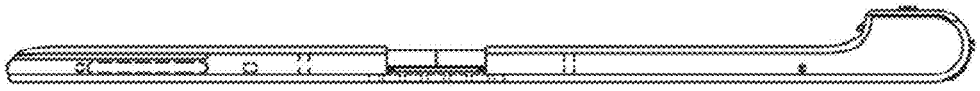

FIG. 18



FIG. 19



FIG. 20

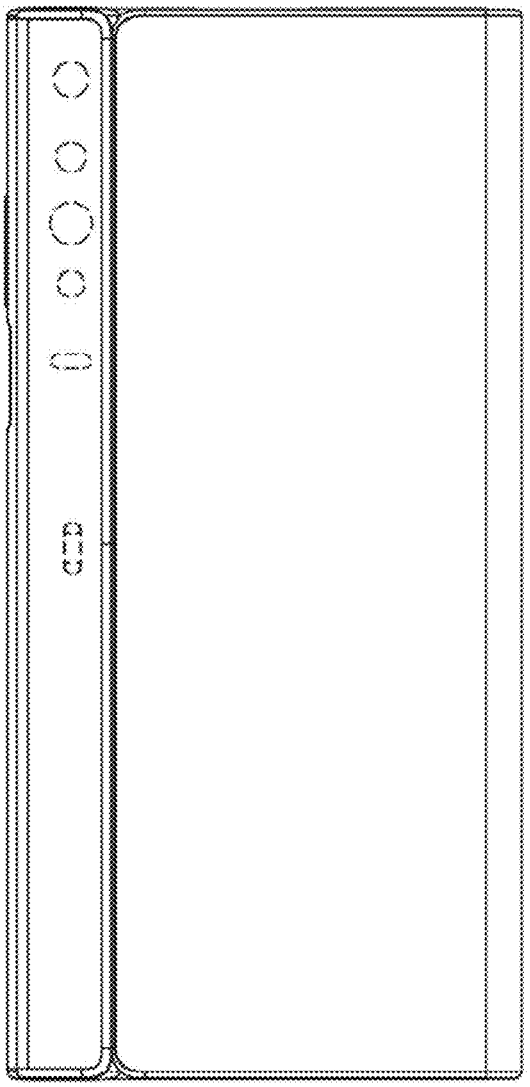

FIG. 21



FIG. 22



FIG. 23



FIG. 24



FIG. 25

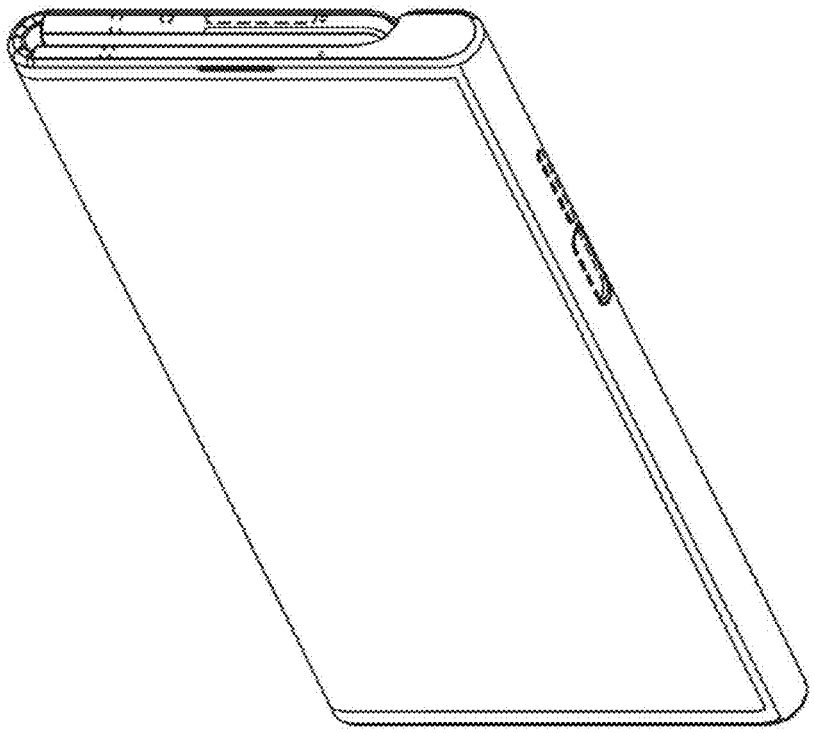

FIG. 26

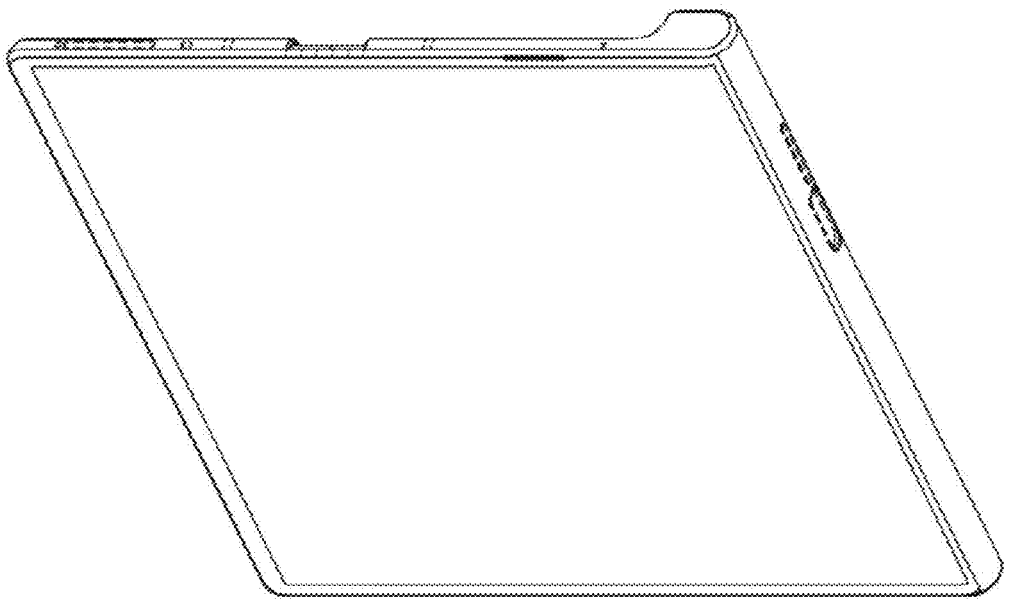

FIG. 27